

**OFFENDERS IN NEW JERSEY CORRECTIONAL INSTITUTIONS
ON JANUARY 3, 2012, BY MANDATORY MINIMUM TERM**

In New Jersey, since 1979, the courts have utilized mandatory minimum sentences. This means that an offender must serve the entire minimum sentence before being eligible for parole consideration. Mandatory minimum terms are not reduced by earned credits (commutation, minimum security, or work).

OFFENDERS IN CORRECTIONAL INSTITUTIONS BY MANDATORY MINIMUM TERM

Mandatory Minimum Term	Total		Male Offenders in Other Facilities		Youth Complex		ADTC		Edna Mahan		Halfway Houses, County Jails, St. Francis	
	#	%	#	%	#	%	#	%	#	%	#	%
TOTAL OFFENDERS	17,225	100%	11,199	100%	2,856	100%	554	100%	446	100%	2,170	100%
<18 Months	890	5%	337	3%	333	12%	0	0%	22	5%	198	9%
18 Months	476	3%	260	2%	104	4%	0	0%	4	1%	108	5%
2 Years	906	5%	504	5%	130	5%	3	1%	16	4%	253	12%
3 Years	3,086	18%	1,549	14%	668	23%	13	2%	59	13%	797	37%
4 Years	1,019	6%	567	5%	185	6%	6	1%	20	4%	241	11%
5 Years	1,824	11%	1,039	9%	438	15%	48	9%	52	12%	247	11%
6-9 Years	3,358	19%	2,068	18%	705	25%	268	48%	90	20%	227	10%
10 Years	235	1%	176	2%	20	1%	23	4%	5	1%	11	1%
11-14 Years	1,617	9%	1232	11%	173	6%	100	18%	55	12%	57	3%
15 Years	308	2%	242	2%	18	1%	21	4%	11	2%	16	1%
16-19 Years	920	5%	779	7%	60	2%	34	6%	41	9%	6	0%
20-24 Years	479	3%	434	4%	13	0%	14	3%	15	3%	3	0%
25-29 Years	377	2%	354	3%	4	0%	14	3%	4	1%	1	0%
30 Years	851	5%	802	7%	4	0%	5	1%	35	8%	5	0%
30+ Years	879	5%	856	8%	1	0%	5	1%	17	4%	0	0%

- Seventy-two percent (72%) of all adult offenders have mandatory minimum terms (17,225 out of 23,810).
- The median mandatory minimum term is 5 years.
- Twenty-two percent (22%) of those with mandatory minimum terms have mandatory minimum terms of 15 years or more.

Prison Complex Offenders By Mandatory Minimum Term

Institution	Total	< 18 Months	18 Months	2 Years	3 Years	4 Years	5 Years	6-9 Years	10 Years	11-14 Years	15 Years	16-19 Years	20-24 Years	25-29 Years	30 Years	30+ Years
Bayside Main	830 100%	26 3%	21 3%	51 6%	159 19%	63 8%	146 18%	212 26%	16 2%	67 8%	13 2%	26 3%	12 1%	6 1%	11 1%	1 0%
Bayside Farm	472 100%	26 6%	17 4%	30 6%	72 15%	31 7%	44 9%	100 21%	8 2%	75 16%	21 4%	27 6%	10 2%	0 0%	11 2%	0 0%
Bayside Ancora	180 100%	24 13%	18 10%	17 9%	58 32%	11 6%	28 16%	18 10%	1 1%	5 3%	0 0%	0 0%	0 0%	0 0%	0 0%	0 0%
Bayside Total	1,482 100%	76 5%	56 4%	98 7%	289 20%	105 7%	218 15%	330 22%	25 2%	147 10%	34 2%	53 4%	22 1%	6 0%	22 1%	1 0%
CRAF Jones Farm	70 100%	20 29%	9 13%	16 23%	21 30%	2 3%	2 3%	0 0%	0 0%	0 0%	0 0%	0 0%	0 0%	0 0%	0 0%	0 0%
CRAF Reception	265 100%	21 8%	16 6%	30 11%	87 33%	15 6%	31 12%	37 14%	4 2%	12 5%	1 0%	8 3%	2 1%	1 0%	0 0%	0 0%
CRAF Total	335 100%	41 12%	25 7%	46 14%	108 32%	17 5%	33 10%	37 11%	4 1%	12 4%	1 0%	8 2%	2 1%	1 0%	0 0%	0 0%
East Jersey Main	1,284 100%	2 0%	3 0%	5 0%	23 2%	14 1%	43 3%	147 11%	24 2%	246 19%	58 5%	222 17%	123 10%	76 6%	215 17%	83 6%
East Jersey Camp	75 100%	4 5%	5 7%	8 11%	6 8%	2 3%	11 15%	18 24%	2 3%	14 19%	2 3%	0 0%	3 4%	0 0%	0 0%	0 0%
East Jersey Total	1,359 100%	6 0%	8 1%	13 1%	29 2%	16 1%	54 4%	165 12%	26 2%	260 19%	60 4%	222 16%	126 9%	76 6%	215 16%	83 6%

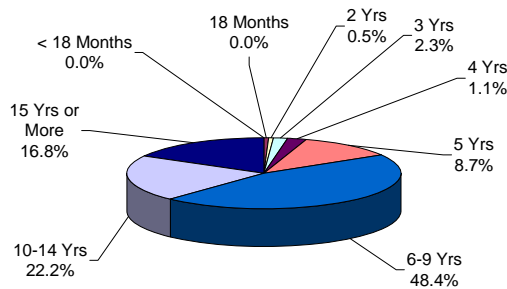
Prison Complex Offenders By Mandatory Minimum Term

Institution	Total	< 18 Months	18 Months	2 Years	3 Years	4 Years	5 Years	6-9 Years	10 Years	11-14 Years	15 Years	16-19 Years	20-24 Years	25-29 Years	30 Years	30+ Years
Midstate	302 100%	16 5%	17 6%	25 8%	82 27%	31 10%	46 15%	63 21%	6 2%	9 3%	4 1%	1 0%	2 1%	0 0%	0 0%	0 0%
NJ State Prison Ad Seg Female	15 100%	0 0%	0 0%	0 0%	4 0%	0 0%	2 0%	5 0%	0 0%	2 0%	0 0%	1 0%	1 0%	0 0%	0 0%	0 0%
NJ State Prison Main	1,724 100%	18 1%	7 0%	17 1%	42 2%	15 1%	41 2%	93 5%	12 1%	68 4%	24 1%	79 5%	98 6%	174 10%	330 19%	706 41%
NJ State Prison Total	1,739 100%	18 1%	7 0%	17 1%	46 3%	15 1%	43 2%	98 6%	12 1%	70 4%	24 1%	80 5%	99 6%	174 10%	330 19%	706 41%
Northern Main	1,512 100%	44 3%	23 2%	58 4%	188 12%	65 4%	141 9%	357 24%	29 2%	228 15%	32 2%	135 9%	61 4%	36 2%	94 6%	21 1%
Northern Ad Seg Male	409 100%	15 4%	9 2%	24 6%	73 18%	31 8%	43 11%	93 23%	14 3%	51 12%	9 2%	18 4%	12 3%	5 1%	8 2%	4 1%
Northern Total	1,921 100%	59 3%	32 2%	82 4%	261 14%	96 5%	184 10%	450 23%	43 2%	279 15%	41 2%	153 8%	73 4%	41 2%	102 5%	25 1%
Southern	1,439 100%	78 5%	73 5%	147 10%	449 31%	145 10%	208 14%	247 17%	7 0%	62 4%	7 0%	9 1%	2 0%	2 0%	3 0%	0 0%
South Woods	2,622 100%	43 2%	42 2%	76 3%	285 11%	142 5%	253 10%	678 26%	53 2%	393 15%	71 3%	253 10%	108 4%	54 2%	130 5%	41 2%
Subtotal Male Offenders in Other Facilities	11,199 100%	337 3%	260 2%	504 5%	1,549 14%	567 5%	1,039 9%	2,068 18%	176 2%	1,232 11%	242 2%	779 7%	434 4%	354 3%	802 7%	856 8%

Prison Complex Offenders By Mandatory Minimum Term

Institution	Total	< 18 Months	18 Months	2 Years	3 Years	4 Years	5 Years	6-9 Years	10 Years	11-14 Years	15 Years	16-19 Years	20-24 Years	25-29 Years	30 Years	30+ Years
ADTC	554 100%	0 0%	0 0%	3 1%	13 2%	6 1%	48 9%	268 48%	23 4%	100 18%	21 4%	34 6%	14 3%	14 3%	5 1%	5 1%
Subtotal	11,753 100%	337 3%	260 2%	507 4%	1,562 13%	573 5%	1,087 9%	2,336 20%	199 2%	1,332 11%	263 2%	813 7%	448 4%	368 3%	807 7%	861 7%
Mahan - Female Prison	446 100%	22 5%	4 1%	16 4%	59 13%	20 4%	52 12%	90 20%	5 1%	55 12%	11 2%	41 9%	15 3%	4 1%	35 8%	17 4%
Total Prison Complex	12,199 100%	359 3%	264 2%	523 4%	1,621 13%	593 5%	1,139 9%	2,426 20%	204 2%	1,387 11%	274 2%	854 7%	463 4%	372 3%	842 7%	878 7%

ADTC

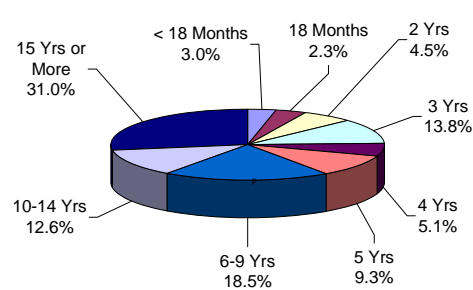


The median mandatory minimum term at ADTC is 8 years 4 months.

Seventy-eight percent (78%) of the ADTC population have mandatory minimum sentences (554 of 713).

Thirty-nine percent (39%) have mandatory minimum terms of 10 years or longer.

MALE OFFENDERS IN OTHER FACILITIES

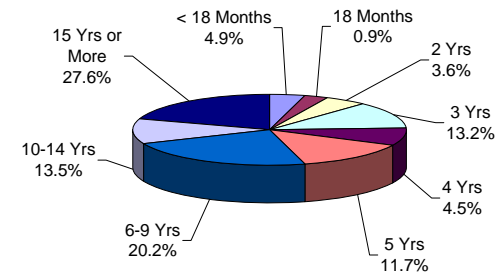


Of the 15,407 Male Offenders in Other Facilities, 73% (11,199) have mandatory minimum terms.

The median mandatory minimum term for Male Offenders in Other Facilities is 6.7 years (ADTC excluded).

Eighty-nine percent (89%) of New Jersey State Prison inmates have mandatory minimum terms and 82% percent of those have minimum terms of 15 years or more.

FEMALE OFFENDERS



The median mandatory minimum term at Edna Mahan is 6.7 years.

At Edna Mahan, 59.7% of the females housed have minimum terms (446 of 747).

Thirty-nine percent (39%) of the females with mandatory minimum terms have terms of 5 years or less.

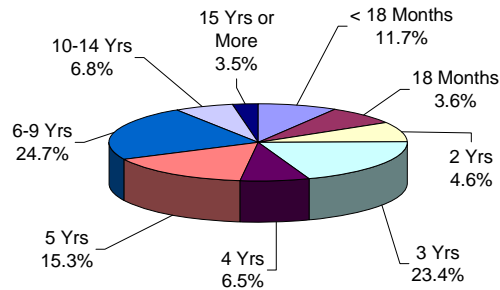
Youth Complex Offenders By Mandatory Minimum Term

Institution	Total	< 18 Months	18 Months	2 Years	3 Years	4 Years	5 Years	6-9 Years	10 Years	11-14 Years	15 Years	16-19 Years	20-24 Years	25-29 Years	30 Years	30+ Years
Garden State	1,366 100%	104 8%	37 3%	59 4%	281 21%	93 7%	220 16%	374 27%	12 1%	106 8%	13 1%	48 4%	10 1%	4 0%	4 0%	1 0%
Mountainview	711 100%	156 22%	43 6%	43 6%	205 29%	51 7%	103 14%	107 15%	0 0%	2 0%	0 0%	1 0%	0 0%	0 0%	0 0%	0 0%
Wagner Main	465 100%	39 8%	12 3%	14 3%	97 21%	24 5%	67 14%	147 32%	4 1%	48 10%	3 1%	7 2%	3 1%	0 0%	0 0%	0 0%
Wagner Ad Seg	212 100%	20 9%	4 2%	7 3%	62 29%	12 6%	35 17%	55 26%	2 1%	10 5%	1 0%	4 2%	0 0%	0 0%	0 0%	0 0%
Wagner Minimum Units	102 100%	14 14%	8 8%	7 7%	23 23%	5 5%	13 13%	22 22%	2 2%	7 7%	1 1%	0 0%	0 0%	0 0%	0 0%	0 0%
Wagner Total	779 100%	73 9%	24 3%	28 4%	182 23%	41 5%	115 15%	224 29%	8 1%	65 8%	5 1%	11 1%	3 0%	0 0%	0 0%	0 0%
Total Youth Complex	2,856 100%	333 12%	104 4%	130 5%	668 23%	185 6%	438 15%	705 25%	20 1%	173 6%	18 1%	60 2%	13 0%	4 0%	4 0%	1 0%

Offenders In Halfway Houses, County Jails, and St. Francis By Mandatory Minimum Term

Institution	Total	< 18 Months	18 Months	2 Years	3 Years	4 Years	5 Years	6-9 Years	10 Years	11-14 Years	15 Years	16-19 Years	20-24 Years	25-29 Years	30 Years	30+ Years
Central Medical Unit	8	1	0	1	2	0	1	2	0	0	0	0	0	0	1	0
	100%	13%	0%	13%	25%	0%	13%	25%	0%	0%	0%	0%	0%	0%	13%	0%
County Jail	12	4	0	1	2	2	1	1	0	1	0	0	0	0	0	0
	100%	33%	0%	8%	17%	17%	8%	8%	0%	8%	0%	0%	0%	0%	0%	0%
Halfway House	2,150	193	108	251	793	239	245	224	11	56	16	6	3	1	4	0
	100%	9%	5%	12%	37%	11%	11%	10%	1%	3%	1%	0%	0%	0%	0%	0%
Total Halfway Houses, County Jails, St. Francis	2,170	198	108	253	797	241	247	227	11	57	16	6	3	1	5	0
	100%	9%	5%	12%	37%	11%	11%	10%	1%	3%	1%	0%	0%	0%	0%	0%

YOUTH COMPLEX

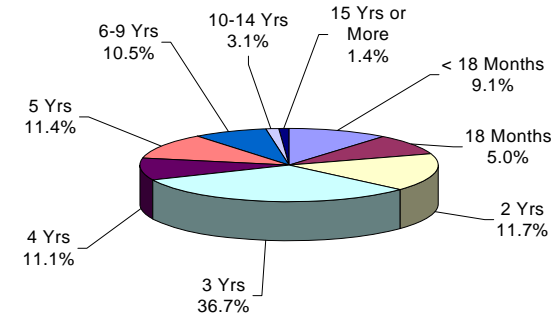


The median mandatory minimum term for youth complex offenders is 4 years.

Among youth complex offenders, 73% have mandatory minimum terms (2,856 of 3,893).

Of these, 65% have mandatory minimum terms of 5 years or less.

HALFWAY HOUSES COUNTY JAILS, ST. FRANCIS



The median mandatory minimum term for inmates in Halfway Houses, County Jails, and St. Francis is 3 years.

Seventy-one percent (71%) of the offenders in Halfway Houses, County Jails, and St. Francis have mandatory minimum terms (2,170 of 3,050).

Of these, 85% have mandatory minimum terms of 5 years or less.