

**OFFENDERS IN NEW JERSEY CORRECTIONAL INSTITUTIONS  
ON JANUARY 1, 2020, BY TOTAL TERM AT ADMISSION**

Total term at admission is the total maximum term imposed for each offender at the time of commitment from the community or from parole. This includes the aggregate term for those admitted with multiple sentences. Additional sentences received following initial admission are not reflected or included in the data.

**OFFENDERS IN NEW JERSEY CORRECTIONAL INSTITUTIONS BY TOTAL TERM AT ADMISSION**

Total Term	Total		Male Offenders in Other Facilities		Youth Complex		ADTC		Edna Mahan		Halfway Houses, County Jails, Reentry, St. Francis	
	#	%	#	%	#	%	#	%	#	%	#	%
TOTAL OFFENDERS	18,477	100%	12,773	100%	2,186	100%	471	100%	555	100%	2,492	100%
1-2 Years	867	5%	717	6%	72	3%	2	0%	28	5%	48	2%
3 Years	1,883	10%	1,122	9%	332	15%	14	3%	87	16%	328	13%
4 Years	1,345	7%	802	6%	202	9%	12	3%	35	6%	294	12%
5 Years	3,463	19%	1,852	14%	658	30%	55	12%	112	20%	786	32%
6 Years	861	5%	500	4%	138	6%	28	6%	21	4%	174	7%
7 Years	1,074	6%	659	5%	178	8%	49	10%	26	5%	162	7%
8-9 Years	1,186	6%	749	6%	166	8%	49	10%	36	6%	186	7%
10 Years	1,227	7%	819	6%	154	7%	58	12%	26	5%	170	7%
11-14 Years	1,063	6%	755	6%	109	5%	55	12%	32	6%	112	4%
15 Years	570	3%	418	3%	49	2%	42	9%	18	3%	43	2%
16-20 Years	1,150	6%	928	7%	70	3%	56	12%	35	6%	61	2%
21+ Years	2,313	13%	2,110	17%	38	2%	48	10%	69	12%	48	2%
Life With Parole	1,055	6%	1,030	8%	0	0%	3	1%	21	4%	1	0%
Life Without Parole	94	1%	94	1%	0	0%	0	0%	0	0%	0	0%
Not Coded	326	2%	218	2%	20	1%	0	0%	9	2%	79	3%

Among New Jersey Adult Correctional Offenders:

- The median term for adult offenders is 7 years.
- Forty-one percent (41%) are serving terms of 1-5 years.
- Seventeen percent (17%) are serving terms of 6-9 years.
- Forty-two percent (42%) are serving terms of 10 years or more, which includes 1,055 offenders serving life and 94 serving life without parole sentences.
- Two percent (2%) were not coded.

### Prison Complex Offenders By Total Term At Admission

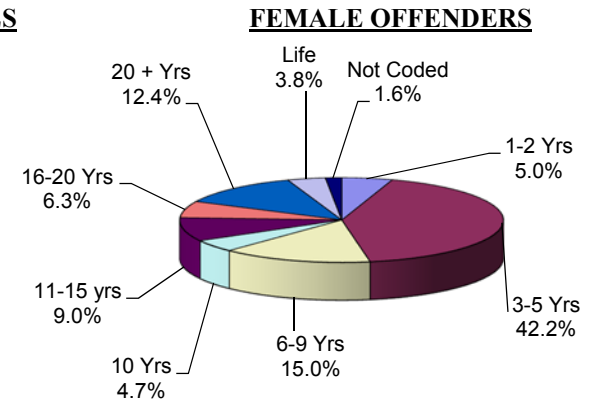
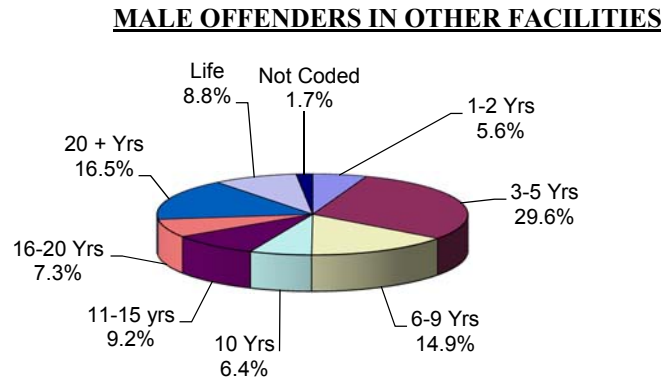
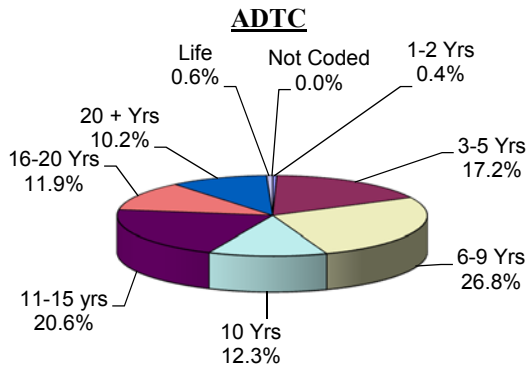
Institution	Total	1-2 Years	3 Years	4 Years	5 Years	6 Years	7 Years	8-9 Years	10 Years	11-14 Years	15 Years	16-20 Years	20+ Years	Life With Parole	Life Without Parole	Not Coded
<b>Bayside Main</b>	1,021 100%	53 5%	95 9%	74 7%	209 20%	60 6%	76 7%	84 8%	89 9%	91 9%	33 3%	53 5%	63 6%	20 2%	0 0%	21 2%
<b>Bayside Farm</b>	402 100%	33 8%	68 17%	47 12%	69 17%	15 4%	20 5%	32 8%	25 6%	25 6%	10 2%	29 7%	18 4%	0 0%	0 0%	11 3%
<b>Bayside Total</b>	1,423 100%	86 6%	163 11%	121 9%	278 20%	75 5%	96 7%	116 8%	114 8%	116 8%	43 3%	82 6%	81 6%	20 1%	0 0%	32 2%
<b>CRAF Jones Farm</b>	131 100%	13 10%	44 34%	34 26%	22 17%	3 2%	4 3%	1 1%	3 2%	1 1%	0 0%	0 0%	0 0%	0 0%	0 0%	6 5%
<b>CRAF Reception</b>	556 100%	129 23%	100 18%	43 8%	106 19%	21 4%	26 5%	20 4%	22 4%	9 2%	3 1%	10 2%	5 1%	1 0%	0 0%	61 11%
<b>CRAF Total</b>	687 100%	142 21%	144 21%	77 11%	128 19%	24 3%	30 4%	21 3%	25 4%	10 1%	3 0%	10 1%	5 1%	1 0%	0 0%	67 10%
<b>East Jersey Main</b>	1,179 100%	4 0%	8 1%	9 1%	19 2%	4 0%	7 1%	13 1%	22 2%	48 4%	57 5%	151 13%	611 52%	226 19%	0 0%	0 0%
<b>East Jersey Camp</b>	48 100%	0 0%	1 2%	3 6%	4 8%	1 2%	2 4%	6 13%	4 8%	10 21%	7 15%	4 8%	6 13%	0 0%	0 0%	0 0%
<b>East Jersey Total</b>	1,227 100%	4 0%	9 1%	12 1%	23 2%	5 0%	9 1%	19 2%	26 2%	58 5%	64 5%	155 13%	617 50%	226 18%	0 0%	0 0%

### Prison Complex Offenders By Total Term At Admission

Institution	Total	1-2 Years	3 Years	4 Years	5 Years	6 Years	7 Years	8-9 Years	10 Years	11-14 Years	15 Years	16-20 Years	20+ Years	Life With Parole	Life Without Parole	Not Coded
Midstate	656 100%	23 4%	63 10%	51 8%	160 24%	46 7%	48 7%	62 9%	57 9%	50 8%	18 3%	39 6%	23 4%	6 1%	0 0%	10 2%
NJ State Prison	1,397 100%	22 2%	21 2%	22 2%	37 3%	12 1%	16 1%	19 1%	16 1%	22 2%	20 1%	40 3%	584 42%	470 34%	91 7%	5 0%
Northern Main	2,142 100%	90 4%	157 7%	140 7%	276 13%	73 3%	110 5%	139 6%	154 7%	178 8%	90 4%	233 11%	340 16%	150 7%	0 0%	12 1%
Northern Ad Seg Male	248 100%	10 4%	39 16%	23 9%	48 19%	21 8%	17 7%	25 10%	14 6%	17 7%	4 2%	10 4%	19 8%	1 0%	0 0%	0 0%
Northern Total	2,390 100%	100 4%	196 8%	163 7%	324 14%	94 4%	127 5%	164 7%	168 7%	195 8%	94 4%	243 10%	359 15%	151 6%	0 0%	12 1%
Southern	1,650 100%	157 10%	281 17%	194 12%	430 26%	109 7%	140 8%	116 7%	84 5%	44 3%	12 1%	14 1%	12 1%	2 0%	0 0%	55 3%
South Woods	3,343 100%	183 5%	245 7%	162 5%	472 14%	135 4%	193 6%	232 7%	329 10%	260 8%	164 5%	345 10%	429 13%	154 5%	3 0%	37 1%
<b>Subtotal Male Offenders in Other Facilities</b>	<b>12,773 100%</b>	<b>717 6%</b>	<b>1,122 9%</b>	<b>802 6%</b>	<b>1,852 14%</b>	<b>500 4%</b>	<b>659 5%</b>	<b>749 6%</b>	<b>819 6%</b>	<b>755 6%</b>	<b>418 3%</b>	<b>928 7%</b>	<b>2,110 17%</b>	<b>1,030 8%</b>	<b>94 1%</b>	<b>218 2%</b>

## Prison Complex Offenders By Total Term At Admission

Institution	Total	1-2 Years	3 Years	4 Years	5 Years	6 Years	7 Years	8-9 Years	10 Years	11-14 Years	15 Years	16-20 Years	20+ Years	Life With Parole	Life Without Parole	Not Coded
ADTC	471	2	14	12	55	28	49	49	58	55	42	56	48	3	0	0
	100%	0%	3%	3%	12%	6%	10%	10%	12%	12%	9%	12%	10%	1%	0%	0%
<b>SUBTOTAL</b>	<b>13,244</b>	<b>719</b>	<b>1,136</b>	<b>814</b>	<b>1,907</b>	<b>528</b>	<b>708</b>	<b>798</b>	<b>877</b>	<b>810</b>	<b>460</b>	<b>984</b>	<b>2,158</b>	<b>1,033</b>	<b>94</b>	<b>218</b>
	100%	5%	9%	6%	14%	4%	5%	6%	7%	6%	3%	7%	16%	8%	1%	2%
Mahan - Female Prison	555	28	87	35	112	21	26	36	26	32	18	35	69	21	0	9
	100%	5%	16%	6%	20%	4%	5%	6%	5%	6%	3%	6%	12%	4%	0%	2%
<b>Total Prison Complex</b>	<b>13,799</b>	<b>747</b>	<b>1,223</b>	<b>849</b>	<b>2,019</b>	<b>549</b>	<b>734</b>	<b>834</b>	<b>903</b>	<b>842</b>	<b>478</b>	<b>1,019</b>	<b>2,227</b>	<b>1,054</b>	<b>94</b>	<b>227</b>
	100%	5%	9%	6%	15%	4%	5%	6%	7%	6%	3%	7%	16%	8%	1%	2%



The median term at ADTC is 10 years.

The median term for Male Offenders in Other Facilities is 8 years.

The median term at Edna Mahan is 5 years.

Thirty-two percent (32.6%) of all Male Offenders in Other Facilities are serving sentences of 16 years or more.

Forty-seven percent (47.2%) of the female offenders at Edna Mahan Correctional Facility for Women are serving sentences of 5 years or less.

Eighty-six percent (86%) of all offenders at New Jersey State Prison are serving sentences of 16 years or more, with 470 Life With Parole and 91 Life Without Parole.

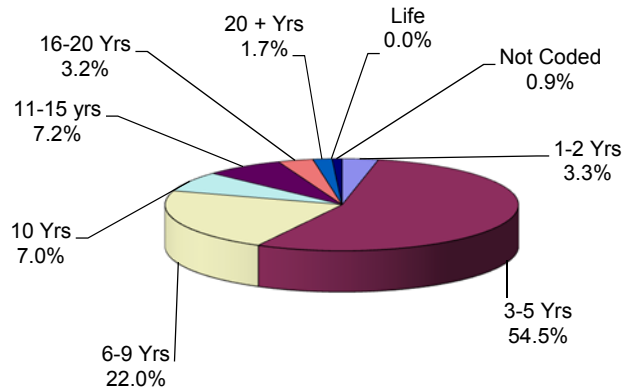
### Youth Complex Offenders By Total Term At Admission

Institution	Total	1-2 Years	3 Years	4 Years	5 Years	6 Years	7 Years	8-9 Years	10 Years	11-14 Years	15 Years	16-20 Years	20+ Years	Life With Parole	Life Without Parole	Not Coded
<b>Garden State</b>	1,574 100%	39 2%	182 12%	122 8%	452 29%	98 6%	137 9%	139 9%	137 9%	103 7%	48 3%	70 4%	38 2%	0 0%	0 0%	9 1%
<b>Mountainview</b>	612 100%	33 5%	150 25%	80 13%	206 34%	40 7%	41 7%	27 4%	17 3%	6 1%	1 0%	0 0%	0 0%	0 0%	0 0%	11 2%
<b>Total Youth Complex</b>	<b>2,186 100%</b>	<b>72 3%</b>	<b>332 15%</b>	<b>202 9%</b>	<b>658 30%</b>	<b>138 6%</b>	<b>178 8%</b>	<b>166 8%</b>	<b>154 7%</b>	<b>109 5%</b>	<b>49 2%</b>	<b>70 3%</b>	<b>38 2%</b>	<b>0 0%</b>	<b>0 0%</b>	<b>20 1%</b>

## Offenders In Halfway Houses, County Jails, Reentry, and St. Francis By Total Term At Admission

Institution	Total	1-2 Years	3 Years	4 Years	5 Years	6 Years	7 Years	8-9 Years	10 Years	11-14 Years	15 Years	16-20 Years	20+ Years	Life	Capital	Not Coded
Central Medical Unit	8 100%	0 0%	1 13%	1 13%	0 0%	1 13%	2 25%	1 13%	0 0%	0 0%	0 0%	0 0%	1 13%	1 13%	0 0%	0 0%
County Jail	100 100%	2 2%	8 8%	7 7%	5 5%	0 0%	1 1%	0 0%	0 0%	1 1%	0 0%	1 1%	1 1%	0 0%	0 0%	74 74%
Reentry	117 100%	3 3%	19 16%	21 18%	36 31%	11 9%	11 9%	2 2%	7 6%	4 3%	1 1%	1 1%	1 1%	0 0%	0 0%	0 0%
Halfway House	2,267 100%	43 2%	300 13%	265 12%	745 33%	162 7%	148 7%	183 8%	163 7%	107 5%	42 2%	59 3%	45 2%	0 0%	0 0%	5 0%
<b>Total Halfway Houses, County Jails, Reentry, St. Francis</b>	<b>2,492 100%</b>	<b>48 2%</b>	<b>328 13%</b>	<b>294 12%</b>	<b>786 32%</b>	<b>174 7%</b>	<b>162 7%</b>	<b>186 7%</b>	<b>170 7%</b>	<b>112 4%</b>	<b>43 2%</b>	<b>61 2%</b>	<b>48 2%</b>	<b>1 0%</b>	<b>0 0%</b>	<b>79 3%</b>

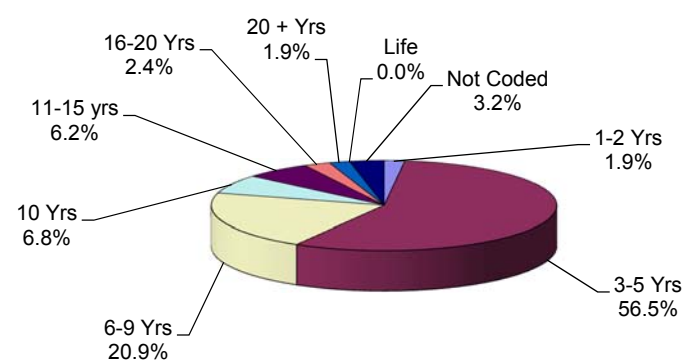
**YOUTH COMPLEX**



The median youth complex term is 5 years.

No youth complex offenders are currently serving life sentences.

**HALFWAY HOUSES, COUNTY JAILS, REENTRY, ST. FRANCIS**



The median term for offenders housed in Halfway Houses, County Jails, Reentry, and St. Francis is 5 years.

Fifty-eight percent (58.4%) of offenders housed in Halfway Houses, County Jails, Reentry, and St. Francis are serving terms of 5 years or less.