

**OFFENDERS IN NEW JERSEY CORRECTIONAL INSTITUTIONS
ON JANUARY 4, 2022, BY AGE**

The age of the offender is the chronological age as of January 4, 2022.

OFFENDERS IN CORRECTIONAL INSTITUTIONS BY AGE

Age	Total		Male Offenders in Other Facilities		Youth Offenders		ADTC		Edna Mahan		Halfway Houses, County Jails, St. Francis	
	#	%	#	%	#	%	#	%	#	%	#	%
TOTAL OFFENDERS	12,492	100%	9,442	100%	1,139	100%	410	100%	408	100%	1,093	100%
< 17 Years	0	0%	0	0%	0	0%	0	0%	0	0%	0	0%
17 Years	0	0%	0	0%	0	0%	0	0%	0	0%	0	0%
18-20 Years	104	1%	6	0%	72	6%	0	0%	4	1%	22	2%
21-22 Years	410	3%	65	1%	277	24%	7	2%	8	2%	53	5%
23-24 Years	606	5%	164	2%	353	31%	8	2%	24	6%	57	5%
25-27 Years	1,081	9%	738	8%	195	17%	23	6%	36	9%	89	8%
28-30 Years	1,356	11%	1,101	12%	59	5%	27	7%	42	10%	127	12%
31-33 Years	1,255	10%	1,023	11%	43	4%	28	7%	47	12%	114	10%
34-36 Years	1,184	9%	959	10%	30	3%	34	8%	41	10%	120	11%
37-39 Years	1,055	8%	851	9%	20	2%	32	8%	42	10%	110	10%
40-44 Years	1,558	12%	1,266	13%	37	3%	46	11%	50	12%	159	15%
45-49 Years	1,130	9%	928	10%	20	2%	50	12%	35	9%	97	9%
50-54 Years	1,027	8%	868	9%	10	1%	43	10%	25	6%	81	7%
55-59 Years	765	6%	659	7%	12	1%	32	8%	26	6%	36	3%
60-64 Years	498	4%	410	4%	9	1%	40	10%	20	5%	19	2%
65+ Years	460	4%	404	4%	2	0%	40	10%	8	2%	6	1%
Not Coded	3	0%	0	0%	0	0%	0	0%	0	0%	3	0%

- The median age for all inmates is 37 years.
- One percent (1%) of all offenders are 20 years of age or younger.
- Twenty-eight percent (28%) of all offenders are between the ages of 21-30.
- Twenty-seven percent (27%) of all offenders are 31 to 39 years of age.
- Forty-three percent (43%) of all offenders are 40 years of age and older.
- Three individuals were not coded.

Prison Complex Offenders By Age

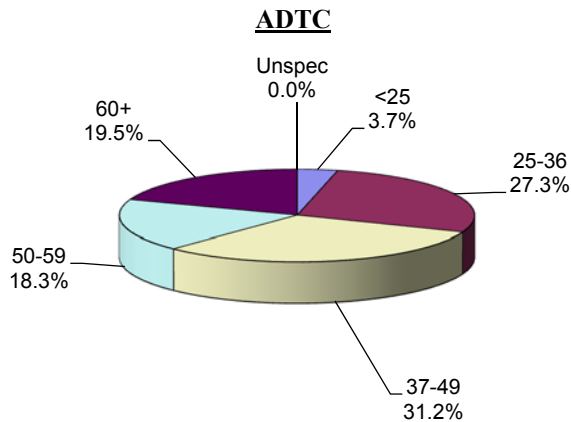
Institution	Total	< 17 Years	17 Years	18-20 Years	21-22 Years	23-24 Years	25-27 Years	28-30 Years	31-33 Years	34-36 Years	37-39 Years	40-44 Years	45-49 Years	50-54 Years	55-59 Years	60-64 Years	65+ Years	Not Coded
Bayside Main	893 100%	0 0%	0 0%	0 0%	1 0%	19 2%	119 13%	165 18%	129 14%	94 11%	81 9%	113 13%	56 6%	52 6%	35 4%	16 2%	13 1%	0 0%
Bayside Farm	273 100%	0 0%	0 0%	0 0%	0 0%	0 0%	21 8%	33 12%	38 14%	34 12%	25 9%	45 16%	29 11%	18 7%	18 7%	9 3%	3 1%	0 0%
Bayside Total	1,166 100%	0 0%	0 0%	0 0%	1 0%	19 2%	140 12%	198 17%	167 14%	128 11%	106 9%	158 14%	85 7%	70 6%	53 5%	25 2%	16 1%	0 0%
East Jersey Main	1,201 100%	0 0%	0 0%	0 0%	0 0%	3 0%	29 2%	69 6%	92 8%	100 8%	104 9%	181 15%	172 14%	157 13%	117 10%	101 8%	76 6%	0 0%
East Jersey Camp	39 100%	0 0%	0 0%	0 0%	0 0%	0 0%	0 0%	0 0%	1 3%	7 18%	5 13%	8 21%	11 28%	6 15%	1 3%	0 0%	0 0%	0 0%
East Jersey Total	1,240 100%	0 0%	0 0%	0 0%	0 0%	3 0%	29 2%	69 6%	93 8%	107 9%	109 9%	189 15%	183 15%	163 13%	118 10%	101 8%	76 6%	0 0%

Prison Complex Offenders By Age

Institution	Total	< 17 Years	17 Years	18-20 Years	21-22 Years	23-24 Years	25-27 Years	28-30 Years	31-33 Years	34-36 Years	37-39 Years	40-44 Years	45-49 Years	50-54 Years	55-59 Years	60-64 Years	65+ Years	Not Coded
Midstate	456 100%	0 0%	0 0%	2 0%	19 4%	30 7%	67 15%	51 11%	43 9%	40 9%	27 6%	60 13%	33 7%	37 8%	28 6%	10 2%	9 2%	0 0%
NJ State Prison	1,459 100%	0 0%	0 0%	4 0%	23 2%	32 2%	79 5%	107 7%	106 7%	141 10%	135 9%	205 14%	173 12%	157 11%	132 9%	74 5%	91 6%	0 0%
Northern Main	1,745 100%	0 0%	0 0%	0 0%	11 1%	22 1%	133 8%	269 15%	236 14%	181 10%	160 9%	218 12%	155 9%	144 8%	96 6%	57 3%	63 4%	0 0%
Northern Ad Seg Male	311 100%	0 0%	0 0%	0 0%	4 1%	4 1%	36 12%	46 15%	41 13%	36 12%	20 6%	37 12%	32 10%	30 10%	13 4%	8 3%	4 1%	0 0%
Northern Total	2,056 100%	0 0%	0 0%	0 0%	15 1%	26 1%	169 8%	315 15%	277 13%	217 11%	180 9%	255 12%	187 9%	174 8%	109 5%	65 3%	67 3%	0 0%
Southern	1,000 100%	0 0%	0 0%	0 0%	0 0%	6 1%	72 7%	137 14%	123 12%	118 12%	101 10%	153 15%	88 9%	80 8%	64 6%	36 4%	22 2%	0 0%
South Woods	2,065 100%	0 0%	0 0%	0 0%	7 0%	48 2%	182 9%	224 11%	214 10%	208 10%	193 9%	246 12%	179 9%	187 9%	155 8%	99 5%	123 6%	0 0%
Subtotal Male Offenders in Other Facilities	9,442 100%	0 0%	0 0%	6 0%	65 1%	164 2%	738 8%	1,101 12%	1,023 11%	959 10%	851 9%	1,266 13%	928 10%	868 9%	659 7%	410 4%	404 4%	0 0%

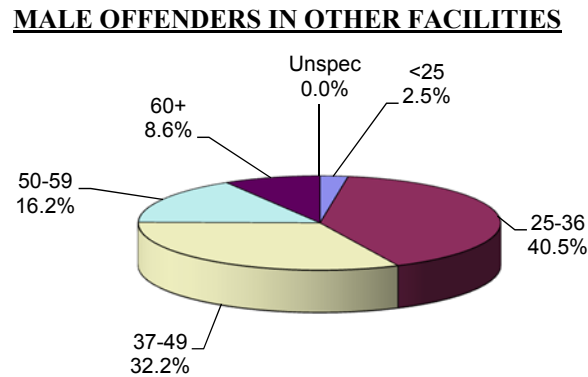
Prison Complex Offenders By Age

Institution	Total	< 17 Years	17 Years	18-20 Years	21-22 Years	23-24 Years	25-27 Years	28-30 Years	31-33 Years	34-36 Years	37-39 Years	40-44 Years	45-49 Years	50-54 Years	55-59 Years	60-64 Years	65+ Years	Not Coded
ADTC	410	0	0	0	7	8	23	27	28	34	32	46	50	43	32	40	40	0
	100%	0%	0%	0%	2%	2%	6%	7%	7%	8%	8%	11%	12%	10%	8%	10%	10%	0%
Subtotal	9,852	0	0	6	72	172	761	1,128	1,051	993	883	1,312	978	911	691	450	444	0
	100%	0%	0%	0%	1%	2%	8%	11%	11%	10%	9%	13%	10%	9%	7%	5%	5%	0%
Mahan - Female Prison	408	0	0	4	8	24	36	42	47	41	42	50	35	25	26	20	8	0
	100%	0%	0%	1%	2%	6%	9%	10%	12%	10%	10%	12%	9%	6%	6%	5%	2%	0%
Total Prison Complex	10,260	0	0	10	80	196	797	1,170	1,098	1,034	925	1,362	1,013	936	717	470	452	0
	100%	0%	0%	0%	1%	2%	8%	11%	11%	10%	9%	13%	10%	9%	7%	5%	4%	0%



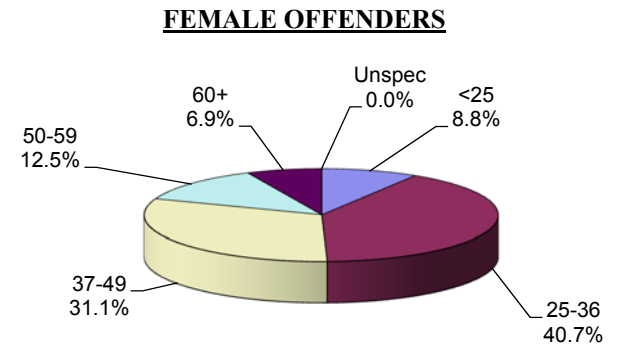
The median age at ADTC is 44.5 years.

Thirty-seven percent (37.8%) of the ADTC offenders are 50 years of age or older. This may be compared with 24.8% of Male Offenders in Other Facilities and 19.4% of female (Edna Mahan) offenders.



The median age for Male Offenders in Other Facilities is 39 years.

Forty percent (40.5%) of Male Offenders in Other Facilities are age 25 to 36 (ADTC excluded).



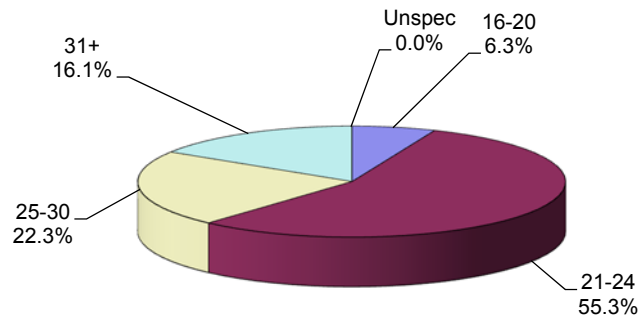
The median age for female inmates (Edna Mahan) is 37 years.

Forty percent (40.7%) of the women at Edna Mahan are age 25 to 36.

Youth Offenders By Age

Institution	Total	< 17 Years	17 Years	18-20 Years	21-22 Years	23-24 Years	25-27 Years	28-30 Years	31-33 Years	34-36 Years	37-39 Years	40-44 Years	45-49 Years	50-54 Years	55-59 Years	60-64 Years	65+ Years	Not Coded
Garden State	1,139 100%	0 0%	0 0%	72 6%	277 24%	353 31%	195 17%	59 5%	43 4%	30 3%	20 2%	37 3%	20 2%	10 1%	12 1%	9 1%	2 0%	0 0%
Total Youth	1,139 100%	0 0%	0 0%	72 6%	277 24%	353 31%	195 17%	59 5%	43 4%	30 3%	20 2%	37 3%	20 2%	10 1%	12 1%	9 1%	2 0%	0 0%

YOUTH OFFENDERS



The median age for the youth facility is 24 years.

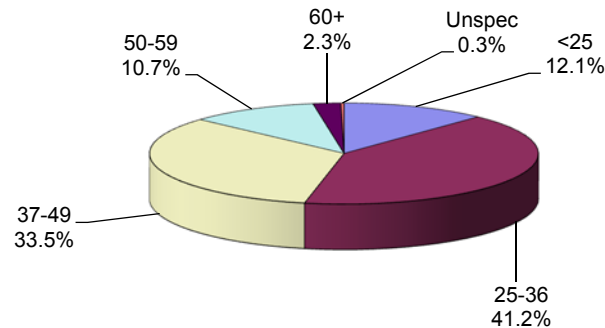
Seventy-seven percent (77.6%) of all youth inmates are between the ages of 21 and 30.

Sixty-one percent (61.6%) are less than 25 years of age.

Offenders In Halfway Houses, County Jails, and St. Francis By Age

Institution	Total	< 17 Years	17 Years	18-20 Years	21-22 Years	23-24 Years	25-27 Years	28-30 Years	31-33 Years	34-36 Years	37-39 Years	40-44 Years	45-49 Years	50-54 Years	55-59 Years	60-64 Years	65+ Years	Not Coded
Central Medical Unit	3 100%	0 0%	0 0%	0 0%	0 0%	0 0%	1 33%	0 0%	0 0%	0 0%	0 0%	0 0%	0 0%	1 33%	0 0%	1 33%	0 0%	0 0%
County Jail	464 100%	0 0%	0 0%	17 4%	38 8%	34 7%	42 9%	67 14%	48 10%	42 9%	40 9%	51 11%	27 6%	30 6%	13 3%	6 1%	6 1%	3 1%
Halfway House	626 100%	0 0%	0 0%	5 1%	15 2%	23 4%	46 7%	60 10%	66 11%	78 12%	70 11%	108 17%	70 11%	50 8%	23 4%	12 2%	0 0%	0 0%
Total Halfway Houses, County Jails, St. Francis	1,093 100%	0 0%	0 0%	22 2%	53 5%	57 5%	89 8%	127 12%	114 10%	120 11%	110 10%	159 15%	97 9%	81 7%	36 3%	19 2%	6 1%	3 0%

HALFWAY HOUSES, COUNTY JAILS, ST. FRANCIS



The median age for offenders in Halfway Houses, County Jails, and St. Francis is 36 years.

The median age for offenders housed in county jails is 32 years; while offenders in halfway houses have a median age of 37 years.