

# INSTRUCTIONS

All measurements must be made with a flexible steel tape to the nearest one-eighth of an inch. To simplify addition, please enter fractional figures in eighths.

Official measurements cannot be taken for at least sixty days after the animal was killed. Please submit photographs.

Supplementary Data measurements indicate conformation of the trophy, and none of the figures in Lines A, B and C are to be included in the score. Evaluation of conformation is a matter of personal preference. Excellent, but nontypical White-tailed Deer heads with many points shall be placed and judged in a separate class.

**A. Number of Points on Each Antler.** To be counted as a point, a projection must be at least one inch long, with its length exceeding the width at one inch or more of length. All points are measured from tip of point to nearest edge of beam as illustrated. **Beam tip is counted as a point but not measured as a point.**

**B. Tip to Tip Spread** measured between tips of antlers.

**C. Greatest Spread** measured between perpendiculars at right angles to the center line of the skull at widest part whether across main beams or points.

**D. Inside Spread** of main beams measured at right angles to the center line of the skull at widest point between main beams. Enter this measurement again in "Spread Credit" column if it is less than or equal to the length of longer antler. If longer, enter longer antler length for spread credit.

**E. Total of Lengths of All Abnormal Points.** Abnormal points are generally considered to be those nontypical in shape or location.

**F. Length of Main Beam** measured from lowest outside edge of burr over outer curve to the most distant point of what is, or appears to be, the main beam.

**G-1-2-3-4-5-6-7. Length of Normal Points.** Normal points project from main beam. They are measured from nearest edge of main beam over outer curve to tip.

**H-1-2-3-4. Circumferences.** If first point is missing, take H-1 and H-2 at smallest place between burr and second point.

---

## Print or Type All Information

Hunter's Name: \_\_\_\_\_ Phone Number: ( \_\_\_\_\_ ) \_\_\_\_\_

Address:

\_\_\_\_\_  
(Zip Code)

Date Deer Killed: \_\_\_\_\_ Season: \_\_\_\_\_

Location of Kill: County: \_\_\_\_\_ Township: \_\_\_\_\_ DMZ: \_\_\_\_\_

Hunter CID #: \_\_\_\_\_

Confirmation Number: \_\_\_\_\_

Present Owner and Address (if different than above): \_\_\_\_\_  
\_\_\_\_\_

I (hunter or applicant) swear the above statements to be true and that I took this deer in accordance with the laws and regulations of the State of New Jersey. I consent to the use of my name and picture in this contest.

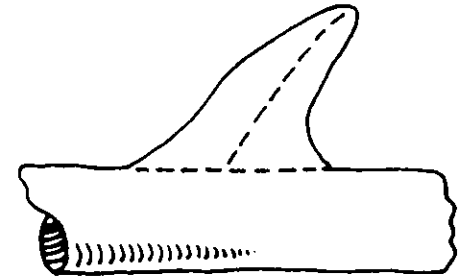
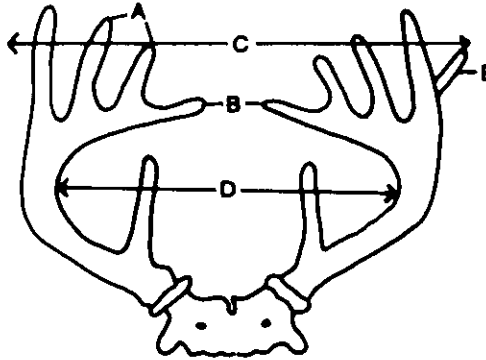
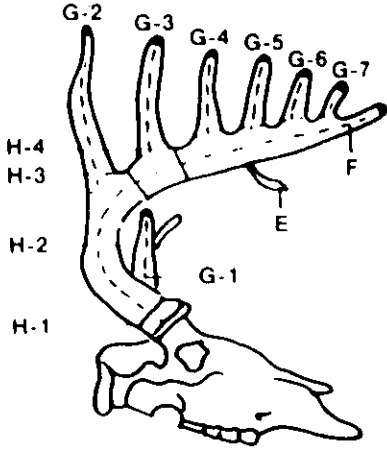
Hunter Signature: \_\_\_\_\_ Date: \_\_\_\_\_

(Permission to reprint portions of this form given by Boone & Crockett Club)

## OFFICIAL SCORING FORM FOR TYPICAL ANTLERS

Sponsored By  
New Jersey Division of Fish and Wildlife  
United Bowhunters of New Jersey and  
New Jersey State Federation of Sportsmen's Clubs

### TYPICAL WHITE-TAILED DEER



DETAIL OF POINT MEASUREMENT

SEE OTHER SIDE FOR INSTRUCTIONS	Supplementary Data		Column 1	Column 2	Column 3	Column 4
	R.	L.	Spread Credit	Right Antler	Left Antler	Difference
A. Number of Points on Each Antler						
B. Tip to Tip Spread						
C. Greatest Spread						
D. Inside Spread of MAIN BEAMS	Spread credit may equal but not exceed length of longer antler					
E. Total of Lengths of all Abnormal Points						
F. Length of Main Beam						
G-1. Length of First Point, if present						
G-2. Length of Second Point						
G-3. Length of Third Point						
G-4. Length of Fourth Point, if present						
G-5. Length of Fifth Point, if present						
G-6. Length of Sixth Point, if present						
G-7. Length of Seventh Point, if present						
H-1. Circumference at Smallest Place Between Burr and First Point						
H-2. Circumference at Smallest Place Between First and Second Points						
H-3. Circumference at Smallest Place Between Second and Third Points						
H-4. Circumference at Smallest Place between Third and Fourth Points or half way between Third Point and Beam Tip if Fourth Point is missing						
<b>TOTALS</b>						

ADD	Column 1		Applicant Name: _____			
	Column 2		Address: _____			
	Column 3		Phone Number Including Area Code: _____			
	Total		Date Killed: _____		Season: _____	
SUBTRACT	Column 4		Scoring Date: _____		Scoring Location: _____	
FINAL SCORE			Scorer Names: _____			
			Remarks (antler abnormalities and notes) _____			