


How to Plant a Tree Seedling

1. **LOOK** for a good location for your tree. Remember its adult size.



2. **MOISTEN** ROOTS
Dry roots die.




3. **DIG** a hole two to three times larger than the roots when spread apart.

4. **PLACE** the tree in the hole at the proper depth and add loose soil gently.



Take care not to plant roots too deep or too shallow.

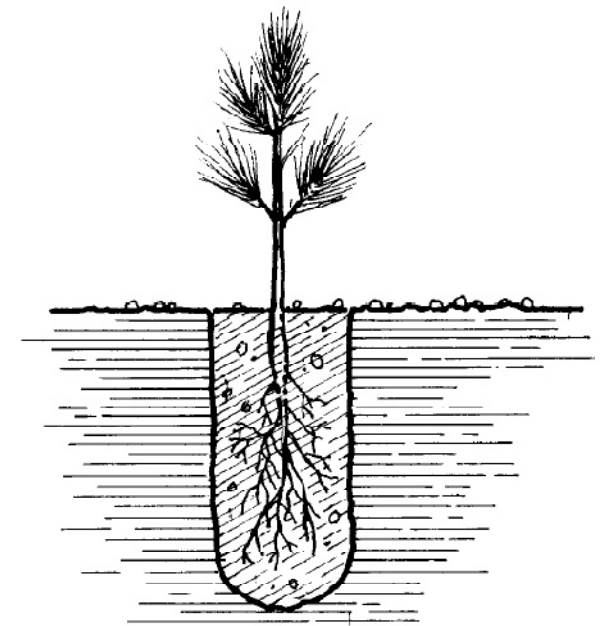



5. **ADD** more soil and pack down with hands. Use water to firm the soil if necessary.

6. **MULCH** around the tree with wood chips.



7. **WATER** the tree regularly, but not too often or roots may rot.



A properly planted tree seedling



COMMUNITY TREE RECOVERY
An Arbor Day Foundation Program