



# HEALTH ANNUAL STATEMENT

FOR THE YEAR ENDED DECEMBER 31, 2019  
OF THE CONDITION AND AFFAIRS OF THE

## Cigna HealthCare of New Jersey, Inc.

NAIC Group Code 0901 0901 NAIC Company Code 95500 Employer's ID Number 22-2720890  
(Current) (Prior)

Organized under the Laws of New Jersey, State of Domicile or Port of Entry NJ

Country of Domicile United States of America

Licensed as business type: Health Maintenance Organization

Is HMO Federally Qualified? Yes [ ] No [ X ]

Incorporated/Organized 09/30/1986 Commenced Business 02/01/1988

Statutory Home Office 499 Washington Boulevard, 5th Floor, Jersey City, NJ, US 07310-1608  
(Street and Number) (City or Town, State, Country and Zip Code)

Main Administrative Office 900 Cottage Grove Road  
(Street and Number)  
Bloomfield, CT, US 06002, 860-226-6000  
(City or Town, State, Country and Zip Code) (Area Code) (Telephone Number)

Mail Address 900 Cottage Grove Road, Bloomfield, CT, US 06002  
(Street and Number or P.O. Box) (City or Town, State, Country and Zip Code)

Primary Location of Books and Records 900 Cottage Grove Road  
(Street and Number)  
Bloomfield, CT, US 06002, 860-226-6000  
(City or Town, State, Country and Zip Code) (Area Code) (Telephone Number)

Internet Website Address www.cigna.com

Statutory Statement Contact John Satkowski, 860-226-5634  
(Name) (Area Code) (Telephone Number)  
John.Satkowski@cigna.com, 860-226-6792  
(E-mail Address) (FAX Number)

### OFFICERS

Secretary Anna Krishtul Treasurer Scott Ronald Lambert

### OTHER

<u>Thomas John Garvey, Vice President</u>	<u>Glenn Michael Gerhard, Vice President</u>	<u>Daniel Jules Nicoll, Vice President</u>
<u>Maureen Hardiman Ryan, Vice President</u>	<u>Edward Vincent Stacey, Jr., Vice President</u>	<u>Mark Paul Fleming, Vice President</u>
<u>Joanne Ruth Hart, Vice President</u>	<u>Michael Todd Crompton, Vice President</u>	<u>Kathleen M O'Neil, Vice President</u>
<u>Timothy Sheridan, Vice President</u>		

### DIRECTORS OR TRUSTEES

Michael Todd Crompton Peter Wesley McCauley, M.D.

State of Connecticut SS:  
 County of Hartford

The officers of this reporting entity being duly sworn, each depose and say that they are the described officers of said reporting entity, and that on the reporting period stated above, all of the herein described assets were the absolute property of the said reporting entity, free and clear from any liens or claims thereon, except as herein stated, and that this statement, together with related exhibits, schedules and explanations therein contained, annexed or referred to, is a full and true statement of all the assets and liabilities and of the condition and affairs of the said reporting entity as of the reporting period stated above, and of its income and deductions therefrom for the period ended, and have been completed in accordance with the NAIC Annual Statement Instructions and Accounting Practices and Procedures manual except to the extent that: (1) state law may differ; or, (2) that state rules or regulations require differences in reporting not related to accounting practices and procedures, according to the best of their information, knowledge and belief, respectively. Furthermore, the scope of this attestation by the described officers also includes the related corresponding electronic filing with the NAIC, when required, that is an exact copy (except for formatting differences due to electronic filing) of the enclosed statement. The electronic filing may be requested by various regulators in lieu of or in addition to the enclosed statement.

Kathleen M O'Neil  
Vice President

Anna Krishtul  
Secretary

Scott Ronald Lambert  
Vice President & Treasurer

Subscribed and sworn to before me this \_\_\_\_\_ day of \_\_\_\_\_

- a. Is this an original filing? ..... Yes [ X ] No [ ]
- b. If no,
1. State the amendment number.....
  2. Date filed .....
  3. Number of pages attached.....

ANNUAL STATEMENT FOR THE YEAR 2019 OF THE CIGNA HealthCare of New Jersey Inc.  
**EXHIBIT 2 - ACCIDENT AND HEALTH PREMIUMS DUE AND UNPAID**

1 Name of Debtor	2 1 - 30 Days	3 31 - 60 Days	4 61 - 90 Days	5 Over 90 Days	6 Nonadmitted	7 Admitted
0199999 Total individuals.....						0
Group Subscribers:						0
0299997. Group subscriber subtotal	0	0	0	0	0	0
0299998. Premiums due and unpaid not individually listed	944	943	943	21,403	24,233	0
0299999. Total group	944	943	943	21,403	24,233	0
0399999. Premiums due and unpaid from Medicare entities						
0499999. Premiums due and unpaid from Medicaid entities						
0599999 Accident and health premiums due and unpaid (Page 2, Line 15)	944	943	943	21,403	24,233	0

**EXHIBIT 3 - HEALTH CARE RECEIVABLES**

1 Name of Debtor	2 1 - 30 Days	3 31 - 60 Days	4 61 - 90 Days	5 Over 90 Days	6 Nonadmitted	7 Admitted
0199998. Aggregate Pharmaceutical Rebate Receivables Not Individually Listed	0	5,712	0	2	2	5,712
0199999. Total Pharmaceutical Rebate Receivables	0	5,712	0	2	2	5,712
0299998. Aggregate Claim Overpayment Receivables Not Individually Listed						
0299999. Total Claim Overpayment Receivables	0	0	0	0	0	0
0399998. Aggregate Loans and Advances to Providers Not Individually Listed						
0399999. Total Loans and Advances to Providers	0	0	0	0	0	0
0499998. Aggregate Capitation Arrangement Receivables Not Individually Listed						
0499999. Total Capitation Arrangement Receivables	0	0	0	0	0	0
0599998. Aggregate Risk Sharing Receivables Not Individually Listed						
0599999. Total Risk Sharing Receivables	0	0	0	0	0	0
0699998. Aggregate Other Receivables Not Individually Listed						
0699999. Total Other Receivables	0	0	0	0	0	0
0799999 Gross health care receivables	0	5,712	0	2	2	5,712

**EXHIBIT 3A - ANALYSIS OF HEALTH CARE RECEIVABLES COLLECTED AND ACCRUED**

Type of Health Care Receivable	Health Care Receivables Collected During the Year		Health Care Receivables Accrued as of December 31 of Current Year		5 Health Care Receivables in Prior Years (Columns 1 + 3)	6 Estimated Health Care Receivables Accrued as of December 31 of Prior Year
	1 On Amounts Accrued Prior to January 1 of Current Year	2 On Amounts Accrued During the Year	3 On Amounts Accrued December 31 of Prior Year	4 On Amounts Accrued During the Year		
1. Pharmaceutical rebate receivables .....		20,314		5,714	0	0
2. Claim overpayment receivables .....					0	0
3. Loans and advances to providers .....					0	0
4. Capitation arrangement receivables .....					0	0
5. Risk sharing receivables .....					0	0
6. Other health care receivables.....					0	0
7. Totals (Lines 1 through 6)	0	20,314	0	5,714	0	0

Note that the accrued amounts in Columns 3, 4, and 6 are the total health care receivables, not just the admitted portion.





**EXHIBIT 6 - AMOUNTS DUE TO PARENT, SUBSIDIARIES AND AFFILIATES**

1 Affiliate	2 Description	3 Amount	4 Current	5 Non-Current
<b>NONE</b>				
0399999 Total gross payables				

**EXHIBIT 7 PART 1- SUMMARY OF TRANSACTIONS WITH PROVIDERS**

Payment Method	1 Direct Medical Expense Payment	2 Column 1 as a % of Total Payments	3 Total Members Covered	4 Column 3 as a % of Total Members	5 Column 1 Expenses Paid to Affiliated Providers	6 Column 1 Expenses Paid to Non-Affiliated Providers
Capitation Payments:						
1. Medical groups	0	0.0		0.0		
2. Intermediaries	21,308	1.3	73	100.0	18,207	3,101
3. All other providers	10,156	0.6	73	100.0	0	10,156
4. Total capitation payments	31,464	1.9	146	200.0	18,207	13,257
Other Payments:						
5. Fee-for-service	118,438	7.2	XXX	XXX	0	118,438
6. Contractual fee payments	1,499,071	90.9	XXX	XXX	0	1,499,071
7. Bonus/withhold arrangements - fee-for-service	0	0.0	XXX	XXX		
8. Bonus/withhold arrangements - contractual fee payments	0	0.0	XXX	XXX		
9. Non-contingent salaries	0	0.0	XXX	XXX		
10. Aggregate cost arrangements	0	0.0	XXX	XXX		
11. All other payments	0	0.0	XXX	XXX		
12. Total other payments	1,617,509	98.1	XXX	XXX	0	1,617,509
13. TOTAL (Line 4 plus Line 12)	1,648,973	100%	XXX	XXX	18,207	1,630,766

**EXHIBIT 7 - PART 2 - SUMMARY OF TRANSACTIONS WITH INTERMEDIARIES**

1 NAIC Code	2 Name of Intermediary	3 Capitation Paid	4 Average Monthly Capitation	5 Intermediary's Total Adjusted Capital	6 Intermediary's Authorized Control Level RBC
	AMERICAN SPECIALTY HEALTH FITNESS INC.	340	28	0	0
	CIGNA BEHAVIORAL HEALTH	18,207	1,517	0	0
	CARECENTRIX	2,761	230	0	0
9999999 Totals		21,308	XXX	XXX	XXX



**EXHIBIT 8 - FURNITURE, EQUIPMENT AND SUPPLIES OWNED**

Description	1 Cost	2 Improvements	3 Accumulated Depreciation	4 Book Value Less Encumbrances	5 Assets Not Admitted	6 Net Admitted Assets
1. Administrative furniture and equipment .....	<b>NONE</b>					
2. Medical furniture, equipment and fixtures .....						
3. Pharmaceuticals and surgical supplies .....						
4. Durable medical equipment .....						
5. Other property and equipment						
6. Total						



ANNUAL STATEMENT FOR THE YEAR 2019 OF THE CIGNA HealthCare of New Jersey Inc.

## EXHIBIT OF PREMIUMS, ENROLLMENT AND UTILIZATION (a)

REPORT FOR: 1. CORPORATION

Cigna HealthCare of New Jersey, Inc.

2. Jersey City, NJ

NAIC Group Code	0901	BUSINESS IN THE STATE OF		DURING THE YEAR							(LOCATION)	
		New Jersey		2019							NAIC Company Code	
		1	Comprehensive (Hospital & Medical)		4	5	6	7	8	9	10	
	Total	2	3	Medicare Supplement	Vision Only	Dental Only	Federal Employees Health Benefit Plan	Title XVIII Medicare	Title XIX Medicaid	Other		
<b>Total Members at end of:</b>												
1. Prior Year	128	31	97									
2. First Quarter	86	0	86	0	0	0	0	0	0	0		
3. Second Quarter	76	0	76	0	0	0	0	0	0	0		
4. Third Quarter	76	0	76	0	0	0	0	0	0	0		
5. Current Year	73	0	73	0	0	0	0	0	0	0		
6. Current Year Member Months	965	0	965	0	0	0	0	0	0	0		
<b>Total Member Ambulatory Encounters for Year:</b>												
7. Physician	0											
8. Non-Physician	0											
9. Total	0	0	0	0	0	0	0	0	0	0		
10. Hospital Patient Days Incurred	13	0	13	0	0	0	0	0	0	0		
11. Number of Inpatient Admissions	0											
12. Health Premiums Written (b)	2,209,712	1,855,502	354,210	0	0	0	0	0	0	0		
13. Life Premiums Direct	0											
14. Property/Casualty Premiums Written	0											
15. Health Premiums Earned	2,209,712	1,855,502	354,210	0	0	0	0	0	0	0		
16. Property/Casualty Premiums Earned	0											
17. Amount Paid for Provision of Health Care Services	1,648,973	0	1,648,973	0	0	0	0	0	0	0		
18. Amount Incurred for Provision of Health Care Services	94,714	0	94,714	0	0	0	0	0	0	0		

(a) For health business: number of persons insured under PPO managed care products ..... and number of persons insured under indemnity only products .....

(b) For health premiums written: amount of Medicare Title XVIII exempt from state taxes or fees \$ .....



ANNUAL STATEMENT FOR THE YEAR 2019 OF THE CIGNA HealthCare of New Jersey Inc.

## EXHIBIT OF PREMIUMS, ENROLLMENT AND UTILIZATION (a)

REPORT FOR: 1. CORPORATION

Cigna HealthCare of New Jersey, Inc.

2. Jersey City, NJ

NAIC Group Code	0901	BUSINESS IN THE STATE OF	(LOCATION)									
			Grand Total		DURING THE YEAR			2019			NAIC Company Code	95500
			1	Comprehensive (Hospital & Medical)		4	5	6	7	8	9	10
Total	2	3	Medicare Supplement	Vision Only	Dental Only	Federal Employees Health Benefit Plan	Title XVIII Medicare	Title XIX Medicaid	Other			
<b>Total Members at end of:</b>												
1. Prior Year	128	31	97	0	0	0	0	0	0	0		
2. First Quarter	86	0	86	0	0	0	0	0	0	0		
3. Second Quarter	76	0	76	0	0	0	0	0	0	0		
4. Third Quarter	76	0	76	0	0	0	0	0	0	0		
5. Current Year	73	0	73	0	0	0	0	0	0	0		
6. Current Year Member Months	965	0	965	0	0	0	0	0	0	0		
<b>Total Member Ambulatory Encounters for Year:</b>												
7. Physician	0	0	0	0	0	0	0	0	0	0		
8. Non-Physician	0	0	0	0	0	0	0	0	0	0		
9. Total	0	0	0	0	0	0	0	0	0	0		
10. Hospital Patient Days Incurred	13	0	13	0	0	0	0	0	0	0		
11. Number of Inpatient Admissions	0	0	0	0	0	0	0	0	0	0		
12. Health Premiums Written (b)	2,209,712	1,855,502	354,210	0	0	0	0	0	0	0		
13. Life Premiums Direct	0	0	0	0	0	0	0	0	0	0		
14. Property/Casualty Premiums Written	0	0	0	0	0	0	0	0	0	0		
15. Health Premiums Earned	2,209,712	1,855,502	354,210	0	0	0	0	0	0	0		
16. Property/Casualty Premiums Earned	0	0	0	0	0	0	0	0	0	0		
17. Amount Paid for Provision of Health Care Services	1,648,973	0	1,648,973	0	0	0	0	0	0	0		
18. Amount Incurred for Provision of Health Care Services	94,714	0	94,714	0	0	0	0	0	0	0		

(a) For health business: number of persons insured under PPO managed care products .....0 and number of persons insured under indemnity only products .....0 .

(b) For health premiums written: amount of Medicare Title XVIII exempt from state taxes or fees \$ .....0

30.GT

Schedule S - Part 1 - Section 2

**NONE**

Schedule S - Part 2

**NONE**

ANNUAL STATEMENT FOR THE YEAR 2019 OF THE CIGNA HealthCare of New Jersey Inc.

**SCHEDULE S - PART 3 - SECTION 2**

Reinsurance Ceded Accident and Health Insurance Listed by Reinsuring Company as of December 31, Current Year

1 NAIC Company Code	2 ID Number	3 Effective Date	4 Name of Company	5 Domi- ciliary Juris- diction	6 Type of Reinsurance Ceded	7 Type of Business Ceded	8 Premiums	9 Unearned Premiums (Estimated)	10 Reserve Credit Taken Other than for Unearned Premiums	Outstanding Surplus Relief		13 Modified Coinsurance Reserve	14 Funds Withheld Under Coinsurance
										11 Current Year	12 Prior Year		
67369	59-1031071	01/01/2001	Cigna Health and Life Insurance Co.	CT	ASL/G	SLEL	11,580	0	0	0	0	0	0
0299999. General Account - Authorized U.S. Affiliates - Other							11,580	0	0	0	0	0	0
0399999. Total General Account - Authorized U.S. Affiliates							11,580	0	0	0	0	0	0
0699999. Total General Account - Authorized Non-U.S. Affiliates							0	0	0	0	0	0	0
0799999. Total General Account - Authorized Affiliates							11,580	0	0	0	0	0	0
1099999. Total General Account - Authorized Non-Affiliates							0	0	0	0	0	0	0
1199999. Total General Account Authorized							11,580	0	0	0	0	0	0
1499999. Total General Account - Unauthorized U.S. Affiliates							0	0	0	0	0	0	0
1799999. Total General Account - Unauthorized Non-U.S. Affiliates							0	0	0	0	0	0	0
1899999. Total General Account - Unauthorized Affiliates							0	0	0	0	0	0	0
2199999. Total General Account - Unauthorized Non-Affiliates							0	0	0	0	0	0	0
2299999. Total General Account Unauthorized							0	0	0	0	0	0	0
2599999. Total General Account - Certified U.S. Affiliates							0	0	0	0	0	0	0
2899999. Total General Account - Certified Non-U.S. Affiliates							0	0	0	0	0	0	0
2999999. Total General Account - Certified Affiliates							0	0	0	0	0	0	0
3299999. Total General Account - Certified Non-Affiliates							0	0	0	0	0	0	0
3399999. Total General Account Certified							0	0	0	0	0	0	0
3499999. Total General Account Authorized, Unauthorized and Certified							11,580	0	0	0	0	0	0
3799999. Total Separate Accounts - Authorized U.S. Affiliates							0	0	0	0	0	0	0
4099999. Total Separate Accounts - Authorized Non-U.S. Affiliates							0	0	0	0	0	0	0
4199999. Total Separate Accounts - Authorized Affiliates							0	0	0	0	0	0	0
4499999. Total Separate Accounts - Authorized Non-Affiliates							0	0	0	0	0	0	0
4599999. Total Separate Accounts Authorized							0	0	0	0	0	0	0
4899999. Total Separate Accounts - Unauthorized U.S. Affiliates							0	0	0	0	0	0	0
5199999. Total Separate Accounts - Unauthorized Non-U.S. Affiliates							0	0	0	0	0	0	0
5299999. Total Separate Accounts - Unauthorized Affiliates							0	0	0	0	0	0	0
5599999. Total Separate Accounts - Unauthorized Non-Affiliates							0	0	0	0	0	0	0
5699999. Total Separate Accounts Unauthorized							0	0	0	0	0	0	0
5999999. Total Separate Accounts - Certified U.S. Affiliates							0	0	0	0	0	0	0
6299999. Total Separate Accounts - Certified Non-U.S. Affiliates							0	0	0	0	0	0	0
6399999. Total Separate Accounts - Certified Affiliates							0	0	0	0	0	0	0
6699999. Total Separate Accounts - Certified Non-Affiliates							0	0	0	0	0	0	0
6799999. Total Separate Accounts Certified							0	0	0	0	0	0	0
6899999. Total Separate Accounts Authorized, Unauthorized and Certified							0	0	0	0	0	0	0
6999999. Total U.S. (Sum of 0399999, 0899999, 1499999, 1999999, 2599999, 3099999, 3799999, 4299999, 4899999, 5399999, 5999999 and 6499999)							11,580	0	0	0	0	0	0
7099999. Total Non-U.S. (Sum of 0699999, 0999999, 1799999, 2099999, 2899999, 3199999, 4099999, 4399999, 5199999, 5499999, 6299999 and 6599999)							0	0	0	0	0	0	0
9999999 - Totals							11,580	0	0	0	0	0	0

Schedule S - Part 4

**NONE**

Schedule S - Part 4 - Bank Footnote

**NONE**

Schedule S - Part 5

**NONE**

Schedule S - Part 5 - Bank Footnote

**NONE**

**SCHEDULE S - PART 6**

Five Year Exhibit of Reinsurance Ceded Business (\$000 Omitted)

	1 2019	2 2018	3 2017	4 2016	5 2015
<b>A. OPERATIONS ITEMS</b>					
1. Premiums .....	12	12	17	13	18
2. Title XVIII - Medicare .....	0	0	0	0	0
3. Title XIX - Medicaid .....	0	0	0	0	0
4. Commissions and reinsurance expense allowance .....					
5. Total hospital and medical expenses .....				69	209
<b>B. BALANCE SHEET ITEMS</b>					
6. Premiums receivable .....					
7. Claims payable .....	0	0	0	0	0
8. Reinsurance recoverable on paid losses .....	0	343	254	0	0
9. Experience rating refunds due or unpaid .....					
10. Commissions and reinsurance expense allowances due .....					
11. Unauthorized reinsurance offset .....					
12. Offset for reinsurance with Certified Reinsurers .....					
<b>C. UNAUTHORIZED REINSURANCE (DEPOSITS BY AND FUNDS WITHHELD FROM)</b>					
13. Funds deposited by and withheld from (F) .....	0	0	0	0	0
14. Letters of credit (L) .....	0	0	0	0	0
15. Trust agreements (T) .....	0	0	0	0	0
16. Other (O) .....	0	0	0	0	0
<b>D. REINSURANCE WITH CERTIFIED REINSURERS (DEPOSITS BY AND FUNDS WITHHELD FROM)</b>					
17. Multiple Beneficiary Trust .....		0			
18. Funds deposited by and withheld from (F) .....		0			
19. Letters of credit (L) .....		0			
20. Trust agreements (T) .....		0			
21. Other (O) .....		0			

**SCHEDULE S - PART 7**

Restatement of Balance Sheet to Identify Net Credit For Ceded Reinsurance

	1 As Reported (net of ceded)	2 Restatement Adjustments	3 Restated (gross of ceded)
<b>ASSETS (Page 2, Col. 3)</b>			
1. Cash and invested assets (Line 12) .....	14,129,942		14,129,942
2. Accident and health premiums due and unpaid (Line 15) .....	464,911		464,911
3. Amounts recoverable from reinsurers (Line 16.1) .....	0		0
4. Net credit for ceded reinsurance .....	XXX	0	0
5. All other admitted assets (Balance) .....	26,706		26,706
6. Total assets (Line 28)	14,621,559	0	14,621,559
<b>LIABILITIES, CAPITAL AND SURPLUS (Page 3)</b>			
7. Claims unpaid (Line 1) .....	173,460		173,460
8. Accrued medical incentive pool and bonus payments (Line 2) .....			0
9. Premiums received in advance (Line 8) .....	0		0
10. Funds held under reinsurance treaties with authorized and unauthorized reinsurers (Line 19 first inset amount plus second inset amount) .....	0		0
11. Reinsurance in unauthorized companies (Line 20 minus inset amount) .....	0		0
12. Reinsurance with Certified Reinsurers (Line 20 inset amount) .....	0		0
13. Funds held under reinsurance treaties with Certified Reinsurers (Line 19 third inset amount) .....	0		0
14. All other liabilities (Balance) .....	668,494		668,494
15. Total liabilities (Line 24) .....	841,954	0	841,954
16. Total capital and surplus (Line 33) .....	13,779,605	XXX	13,779,605
17. Total liabilities, capital and surplus (Line 34)	14,621,559	0	14,621,559
<b>NET CREDIT FOR CEDED REINSURANCE</b>			
18. Claims unpaid .....	0		
19. Accrued medical incentive pool .....	0		
20. Premiums received in advance .....	0		
21. Reinsurance recoverable on paid losses .....	0		
22. Other ceded reinsurance recoverables .....	0		
23. Total ceded reinsurance recoverables .....	0		
24. Premiums receivable .....	0		
25. Funds held under reinsurance treaties with authorized and unauthorized reinsurers .....	0		
26. Unauthorized reinsurance .....	0		
27. Reinsurance with Certified Reinsurers .....	0		
28. Funds held under reinsurance treaties with Certified Reinsurers .....	0		
29. Other ceded reinsurance payables/offsets .....	0		
30. Total ceded reinsurance payables/offsets .....	0		
31. Total net credit for ceded reinsurance	0		



**SCHEDULE T - PART 2**  
**INTERSTATE COMPACT - EXHIBIT OF PREMIUMS WRITTEN**

Allocated by States and Territories

States, Etc.	Direct Business Only					Totals
	1 Life (Group and Individual)	2 Annuities (Group and Individual)	3 Disability Income (Group and Individual)	4 Long-Term Care (Group and Individual)	5 Deposit-Type Contracts	
1. Alabama	AL					
2. Alaska	AK					
3. Arizona	AZ					
4. Arkansas	AR					
5. California	CA					
6. Colorado	CO					
7. Connecticut	CT					
8. Delaware	DE					
9. District of Columbia	DC					
10. Florida	FL					
11. Georgia	GA					
12. Hawaii	HI					
13. Idaho	ID					
14. Illinois	IL					
15. Indiana	IN					
16. Iowa	IA					
17. Kansas	KS					
18. Kentucky	KY					
19. Louisiana	LA					
20. Maine	ME					
21. Maryland	MD					
22. Massachusetts	MA					
23. Michigan	MI					
24. Minnesota	MN					
25. Mississippi	MS					
26. Missouri	MO					
27. Montana	MT					
28. Nebraska	NE					
29. Nevada	NV					
30. New Hampshire	NH					
31. New Jersey	NJ					
32. New Mexico	NM					
33. New York	NY					
34. North Carolina	NC					
35. North Dakota	ND					
36. Ohio	OH					
37. Oklahoma	OK					
38. Oregon	OR					
39. Pennsylvania	PA					
40. Rhode Island	RI					
41. South Carolina	SC					
42. South Dakota	SD					
43. Tennessee	TN					
44. Texas	TX					
45. Utah	UT					
46. Vermont	VT					
47. Virginia	VA					
48. Washington	WA					
49. West Virginia	WV					
50. Wisconsin	WI					
51. Wyoming	WY					
52. American Samoa	AS					
53. Guam	GU					
54. Puerto Rico	PR					
55. U.S. Virgin Islands	VI					
56. Northern Mariana Islands	MP					
57. Canada	CAN					
58. Aggregate Other Alien	OT					
59. Total						

**NONE**

ANNUAL STATEMENT FOR THE YEAR 2019 OF THE CIGNA HealthCare of New Jersey Inc.

**SCHEDULE Y**  
**PART 1A - DETAIL OF INSURANCE HOLDING COMPANY SYSTEM**

1	2	3	4	5	6	7	8	9	10	11	12	13	14	15	16
Group Code	Group Name	NAIC Company Code	ID Number	Federal RSSD	CIK	Name of Securities Exchange if Publicly Traded (U.S. or International)	Names of Parent, Subsidiaries Or Affiliates	Domiciliary Location	Relationship to Reporting Entity	Directly Controlled by (Name of Entity/Person)	Type of Control (Ownership, Board, Management, Attorney-in-Fact, Influence, Other)	If Control is Ownership Provide Percentage	Ultimate Controlling Entity(ies)/Person(s)	Is an SCA Filing Required? (Y/N)	*
.0901	Cigna Group		00-000000				222 Main Street CARING OP LLC	DE	NIA	Cigna Affiliates Realty Investment Group, LLC	Ownership	100.000	Cigna Corporation	N	
.0901	Cigna Group		46-4671745				222 Main Street Investors LP	DE	NIA	Cigna Affiliates Realty Investment Group, LLC	Ownership	90.000	Cigna Corporation	N	
.0901	Cigna Group		46-4926192				3601 North Fairfax Drive Associates, LLC	DE	NIA	Cigna Affiliates Realty Investment Group, LLC	Ownership	90.000	Cigna Corporation	N	
.0901	Cigna Group		00-000000				680 Investors LLC	CA	NIA	SB-SNH LLC	Ownership	85.000	Cigna Corporation	N	
.0901	Cigna Group		00-000000				685 New Hampshire LLC	CA	NIA	SB-SNH LLC	Ownership	85.000	Cigna Corporation	N	
.0901	Cigna Group		82-4794800				9171 Wilshire CPI-CII LLC	DE	NIA	CPI-CII 9171 Wilshire JV LLC	Ownership	90.000	Cigna Corporation	N	
.0901	Cigna Group		11-3358535				Accredo Health Group, Inc.	DE	NIA	Accredo Health, Incorporated	Ownership	100.000	Cigna Corporation	N	
.0901	Cigna Group		55-0894449				Accredo Health, Incorporated	DE	NIA	Medco Health Solutions, Inc.	Ownership	100.000	Cigna Corporation	N	
.0901	Cigna Group		30-0939067				Affiliated Hotel Subsidiary LLC	DE	NIA	Cigna Affiliates Realty Investment Group, LLC	Ownership	100.000	Cigna Corporation	N	
.0901	Cigna Group		13-3888838				AHG of New York, Inc.	NY	NIA	Accredo Health, Incorporated	Ownership	100.000	Cigna Corporation	N	
.0901	Cigna Group		75-3040465				Airport Holdings, LLC	NJ	NIA	Express Scripts, Inc.	Ownership	100.000	Cigna Corporation	N	
.0901	Cigna Group		35-2562415				Alegis Care Services, LLC	DE	NIA	Home Physicians Management, LLC	Ownership	100.000	Cigna Corporation	N	
.0901	Cigna Group		81-0400550				Allegiance Benefit Plan Management, Inc.	MT	NIA	Benefit Management Corp.	Ownership	100.000	Cigna Corporation	N	
.0901	Cigna Group		03-0507057				Allegiance Care Management, LLC	MT	NIA	Benefit Management Corp.	Ownership	100.000	Cigna Corporation	N	
.0901	Cigna Group		71-0916514				Allegiance COBRA Services, Inc.	MT	NIA	Benefit Management Corp.	Ownership	100.000	Cigna Corporation	N	
.0901	Cigna Group	12814	20-4433475				Allegiance Life & Health Insurance Company	MT	IA	Benefit Management Corp.	Ownership	95.000	Cigna Corporation	N	
.0901	Cigna Group		26-2201582				Allegiance Provider Direct, LLC	MT	NIA	Benefit Management Corp.	Ownership	100.000	Cigna Corporation	N	
.0901	Cigna Group		20-3851464				Allegiance Re, Inc.	MT	IA	Benefit Management Corp.	Ownership	100.000	Cigna Corporation	N	
.0901	Cigna Group	88366	59-2760189				American Retirement Life Insurance Company	OH	IA	Loyal American Life Insurance Company	Ownership	100.000	Cigna Corporation	N	
.0901	Cigna Group		82-3315524				Arbor Heights Venture LLC	DE	NIA	Cigna Affiliates Realty Investment Group, LLC	Ownership	90.000	Cigna Corporation	N	
.0901	Cigna Group		86-3581583				Arizona Health Plan, Inc.	AZ	NIA	Healthsource, Inc.	Ownership	100.000	Cigna Corporation	N	
.0901	Cigna Group		46-1543748				AS Acquisition Corp.	SC	NIA	eviCore healthcare MSI, LLC	Ownership	100.000	Cigna Corporation	N	
.0901	Cigna Group		00-000000				Ascent Health Services LLC	DE	NIA	Cigna Spruce Holdings GmbH	Ownership	80.000	Cigna Corporation	N	
.0901	Cigna Group		81-0585518				Benefit Management Corp.	MT	NIA	Connecticut General Corporation	Ownership	100.000	Cigna Corporation	N	
.0901	Cigna Group		81-2650133				Berewick Apartments LLC	DE	NIA	Cigna Affiliates Realty Investment Group, LLC	Ownership	85.000	Cigna Corporation	N	
.0901	Cigna Group		43-1815573				Biopartners in Care, Inc.	MO	NIA	Accredo Health, Incorporated	Ownership	100.000	Cigna Corporation	N	
.0901	Cigna Group		06-1522976				Blodgett & Hazard Limited	GBR	NIA	Cigna Re Corporation	Ownership	100.000	Cigna Corporation	N	
.0901	Cigna Group	10095	52-2259087				Bravo Health Mid-Atlantic, Inc.	MD	IA	NewQuest Management Northeast, LLC	Ownership	100.000	Cigna Corporation	N	
.0901	Cigna Group	11524	52-2363406				Bravo Health Pennsylvania, Inc.	PA	IA	NewQuest Management Northeast, LLC	Ownership	100.000	Cigna Corporation	N	
.0901	Cigna Group		27-1713977				Brighter, Inc.	DE	NIA	Connecticut General Corporation	Ownership	100.000	Cigna Corporation	N	
.0901	Cigna Group		61-1162797				Care Continuum, Inc.	KY	NIA	SpectraCare Health Care Ventures, Inc.	Ownership	100.000	Cigna Corporation	N	
.0901	Cigna Group		26-0180898				CareAllies, Inc.	DE	NIA	Cigna Holdings, Inc.	Ownership	100.000	Cigna Corporation	N	
.0901	Cigna Group		81-2760646				CareAllies, LLC	DE	NIA	Connecticut General Life Insurance Company	Ownership	100.000	Cigna Corporation	N	
.0901	Cigna Group		14-1831391				CareCore National, LLC	NY	NIA	eviCore 1, LLC	Ownership	100.000	Cigna Corporation	N	
.0901	Cigna Group	10144	20-1089572				CareCore NJ, LLC	NJ	IA	eviCore healthcare MSI, LLC	Ownership	100.000	Cigna Corporation	N	
.0901	Cigna Group		27-3845847				CareNext Managed Care, LLC	NY	NIA	CareNext Post-Acute, LLC	Ownership	100.000	Cigna Corporation	N	
.0901	Cigna Group		47-2873703				CareNext Post-Acute, LLC	DE	NIA	CareCore National, LLC	Ownership	100.000	Cigna Corporation	N	
.0901	Cigna Group		45-2681649				CarePlexus, LLC	DE	NIA	Cigna Health and Life Insurance Company	Ownership	100.000	Cigna Corporation	N	
.0901	Cigna Group		83-1400586				CARING 18th & Salmon Investor LLC	DE	NIA	Cigna Affiliates Realty Investment Group, LLC	Ownership	100.000	Cigna Corporation	N	
.0901	Cigna Group		83-2562994				CARING 500 Ygnacio Investor LLC	DE	NIA	Cigna Affiliates Realty Investment Group, LLC	Ownership	100.000	Cigna Corporation	N	
.0901	Cigna Group		84-1960231				CARING 3130 Investor LLC	DE	NIA	Cigna Affiliates Realty Investment Group, LLC	Ownership	100.000	Cigna Corporation	N	
.0901	Cigna Group		83-2318410				CARING 9171 Wilshire Investor LLC	DE	NIA	Cigna Affiliates Realty Investment Group, LLC	Ownership	100.000	Cigna Corporation	N	

ANNUAL STATEMENT FOR THE YEAR 2019 OF THE CIGNA HealthCare of New Jersey Inc.

**SCHEDULE Y**

**PART 1A - DETAIL OF INSURANCE HOLDING COMPANY SYSTEM**

1	2	3	4	5	6	7	8	9	10	11	12	13	14	15	16
Group Code	Group Name	NAIC Company Code	ID Number	Federal RSSD	CIK	Name of Securities Exchange if Publicly Traded (U.S. or International)	Names of Parent, Subsidiaries Or Affiliates	Domi-ciliary Location	Relation-ship to Reporting Entity	Directly Controlled by (Name of Entity/Person)	Type of Control (Ownership, Board, Management, Attorney-in-Fact, Influence, Other)	If Control is Ownership Provide Percentage	Ultimate Controlling Entity(ies)/Person(s)	Is an SCA Filing Re-quired? (Y/N)	*
.0901	Cigna Group		83-2851501				CARING Alta Englewood Investor LLC	DE	NIA	Cigna Affiliates Realty Investment Group, LLC	Ownership	100.000	Cigna Corporation	N	
.0901	Cigna Group		83-2563284				CARING Alta Woodson Investor LLC	DE	NIA	Cigna Affiliates Realty Investment Group, LLC	Ownership	100.000	Cigna Corporation	N	
.0901	Cigna Group		32-0570889				CARING Capitol Hill GP LLC	DE	NIA	Cigna Affiliates Realty Investment Group, LLC	Ownership	100.000	Cigna Corporation	N	
.0901	Cigna Group		37-1903297				CARING Capitol Hill LP LLC	DE	NIA	Cigna Affiliates Realty Investment Group, LLC	Ownership	100.000	Cigna Corporation	N	
.0901	Cigna Group		83-2851364				CARING Century Plaza Investor LLC	DE	NIA	Cigna Affiliates Realty Investment Group, LLC	Ownership	100.000	Cigna Corporation	N	
.0901	Cigna Group		83-2318370				CARING Dulles Town Center Investor LLC	DE	NIA	Cigna Affiliates Realty Investment Group, LLC	Ownership	100.000	Cigna Corporation	N	
.0901	Cigna Group		83-3701937				CARING Firestone Investor LLC	DE	NIA	Cigna Affiliates Realty Investment Group, LLC	Ownership	100.000	Cigna Corporation	N	
.0901	Cigna Group						CARING JA Lofts Investor LP LLC	DE	NIA	Cigna Affiliates Realty Investment Group, LLC	Ownership	100.000	Cigna Corporation	N	
.0901	Cigna Group						CARING JA Lofts Investor GP LLC	DE	NIA	Cigna Affiliates Realty Investment Group, LLC	Ownership	100.000	Cigna Corporation	N	
.0901	Cigna Group		83-2318233				CARING Heights at Bear Creek Investor LLC	DE	NIA	Cigna Affiliates Realty Investment Group, LLC	Ownership	100.000	Cigna Corporation	N	
.0901	Cigna Group		83-1400482				CARING Hillcrest Investor LLC	DE	NIA	Cigna Affiliates Realty Investment Group, LLC	Ownership	100.000	Cigna Corporation	N	
.0901	Cigna Group		83-2339522				CARING Mallory Square Investor LLC	DE	NIA	Cigna Affiliates Realty Investment Group, LLC	Ownership	100.000	Cigna Corporation	N	
.0901	Cigna Group		83-2563138				CARING Soma Investor LLC	DE	NIA	Cigna Affiliates Realty Investment Group, LLC	Ownership	100.000	Cigna Corporation	N	
.0901	Cigna Group		83-2633790				CARING Alexan Enclave Investor LLC	DE	NIA	Cigna Affiliates Realty Investment Group, LLC	Ownership	100.000	Cigna Corporation	N	
.0901	Cigna Group		83-2633886				CARING Orange Collection Investor LLC	DE	NIA	Cigna Affiliates Realty Investment Group, LLC	Ownership	100.000	Cigna Corporation	N	
.0901	Cigna Group		83-8294933				CARING South Coast Subsidiary LLC	DE	NIA	Cigna Affiliates Realty Investment Group, LLC	Ownership	100.000	Cigna Corporation	N	
.0901	Cigna Group		38-4085763				CARING Westcore Holding Investor LLC	DE	NIA	Cigna Affiliates Realty Investment Group, LLC	Ownership	100.000	Cigna Corporation	N	
.0901	Cigna Group		83-3923178				CARING XR International Investor LLC	DE	NIA	Cigna Affiliates Realty Investment Group, LLC	Ownership	100.000	Cigna Corporation	N	
.0901	Cigna Group		83-4317078				CARING XR 2 International Investor LLC	DE	NIA	Cigna Affiliates Realty Investment Group, LLC	Ownership	100.000	Cigna Corporation	N	
.0901	Cigna Group		45-2604992				CCN NMO, LLC	NY	NIA	eviCore healthcare MSI, LLC	Ownership	100.000	Cigna Corporation	N	
.0901	Cigna Group		33-1039759				CCN-NNY IPA, LLC	NY	NIA	eviCore healthcare MSI, LLC	Ownership	100.000	Cigna Corporation	N	
.0901	Cigna Group		34-1970892				Ceres Sales of Ohio, LLC	OH	NIA	Cigna Health and Life Insurance Company	Ownership	100.000	Cigna Corporation	N	
.0901	Cigna Group		06-1332403				CG Individual Tax Benefit Payments, Inc.	DE	NIA	Connecticut General Corporation	Ownership	100.000	Cigna Corporation	N	
.0901	Cigna Group		06-1332405				CG Life Pension Benefits Payments, Inc.	DE	NIA	Connecticut General Corporation	Ownership	100.000	Cigna Corporation	N	
.0901	Cigna Group		06-1332401				CG LINA Pension Benefits Payments, Inc.	DE	NIA	Connecticut General Corporation	Ownership	100.000	Cigna Corporation	N	
.0901	Cigna Group		84-2083351				CG-AQ 477 South Market Street LLC	DE	NIA	CARING Firestone Investor LLC	Ownership	85.000	Cigna Corporation	N	
.0901	Cigna Group		83-2993316				CG-Muller 550 Winchester, LLC	DE	NIA	CARING Century Plaza Investor LLC	Ownership	90.000	Cigna Corporation	N	
.0901	Cigna Group		45-5499889				CG Seventh Street, LLC	DE	NIA	Cigna Affiliates Realty Investment Group, LLC	Ownership	87.500	Cigna Corporation	N	
.0901	Cigna Group		82-1280312				CG/Wood ALTA 601, LLC	DE	NIA	Cigna Affiliates Realty Investment Group, LLC	Ownership	90.000	Cigna Corporation	N	
.0901	Cigna Group		81-3281922				CGGL Chapman LLC	DE	NIA	CGGL Orange Collection LLC	Ownership	90.000	Cigna Corporation	N	
.0901	Cigna Group		81-3313562				CGGL City Parkway LLC	DE	NIA	CGGL Orange Collection LLC	Ownership	90.000	Cigna Corporation	N	
.0901	Cigna Group		61-1797835				CGGL Orange Collection LLC	DE	NIA	Cigna Affiliates Realty Investment Group, LLC	Ownership	90.000	Cigna Corporation	N	

ANNUAL STATEMENT FOR THE YEAR 2019 OF THE CIGNA HealthCare of New Jersey Inc.

**SCHEDULE Y**  
**PART 1A - DETAIL OF INSURANCE HOLDING COMPANY SYSTEM**

1	2	3	4	5	6	7	8	9	10	11	12	13	14	15	16
Group Code	Group Name	NAIC Company Code	ID Number	Federal RSSD	CIK	Name of Securities Exchange if Publicly Traded (U.S. or International)	Names of Parent, Subsidiaries Or Affiliates	Domiciliary Location	Relationship to Reporting Entity	Directly Controlled by (Name of Entity/Person)	Type of Control (Ownership, Board, Management, Attorney-in-Fact, Influence, Other)	If Control is Ownership Provide Percentage	Ultimate Controlling Entity(ies)/Person(s)	Is an SCA Filing Required? (Y/N)	*
.0901	Cigna Group		00-000000				CGGL Orange Collection Mezz LLC	DE	NIA	CARING Orange Collection Investor LLC	Ownership	100.000	Cigna corporation	N	
.0901	Cigna Group		84-1921719				CGGL XR International LLC	DE	NIA	CARING XR International Investor LLC	Ownership	90.000	Cigna Corporation	N	
.0901	Cigna Group		84-1843578				CGGL XR 2 International LLC	DE	NIA	CARING XR 2 International Investor LLC	Ownership	90.000	Cigna Corporation	N	
.0901	Cigna Group		00-000000				CGO Participatos LTDA	BRA	NIA	Cigna Global Holdings, Inc.	Ownership	99.780	Cigna Corporation	N	
.0901	Cigna Group		59-3466707				Chiro Alliance Corporation	FL	NIA	Palladian Health of Florida, LLC	Ownership	100.000	Cigna Corporation	N	
.0901	Cigna Group		81-3389374				CIG-LEI Ygnacio Associates LLC	DE	NIA	Cigna Affiliates Realty Investment Group, LLC	Ownership	90.000	Cigna Corporation	N	
.0901	Cigna Group		82-4774243				CI-GS Portland, LLC	DE	NIA	CARING 18th & Salmon Investor LLC	Ownership	86.200	Cigna Corporation	N	
.0901	Cigna Group		82-1612980				CI-GS Hillcrest LLC	DE	NIA	CARING Hillcrest Investor LLC	Ownership	90.000	Cigna Corporation	N	
.0901	Cigna Group		00-000000				Cigna & CMB Health Services Company, Ltd.	CHN	NIA	Cigna & CMB Life Insurance Company Limited	Ownership	100.000	Cigna Corporation	N	
.0901	Cigna Group		00-000000				CIGNA 2000 UK Pension LTD	GBR	NIA	Cigna European Services (UK) Limited	Ownership	100.000	Cigna Corporation	N	
.0901	Cigna Group		00-000000				Cigna Affiliates Realty Investment Group, LLC	DE	NIA	Connecticut General Life Insurance Company	Ownership	100.000	Cigna Corporation	N	
.0901	Cigna Group		27-5402196				Cigna Alder Holdings, LLC	DE	NIA	Cigna Apac Holdings, Ltd.	Ownership	100.000	Cigna Corporation	N	
.0901	Cigna Group		00-000000				Cigna Apac Holdings, Ltd.	BMU	NIA	Cigna Palmetto Holdings, Ltd.	Ownership	100.000	Cigna Corporation	N	
.0901	Cigna Group	13733	03-0452349				Cigna Arbor Life Insurance Company	CT	IA	Connecticut General Corporation	Ownership	100.000	Cigna Corporation	N	
.0901	Cigna Group		98-1181787				Cigna Beechwood Holdings	BEL	NIA	Cigna Elmwood Holdings, SPRL	Ownership	51.000	Cigna Corporation	N	
.0901	Cigna Group		94-3107309				Cigna Behavioral Health of California, Inc.	CA	NIA	Cigna Behavioral Health, Inc.	Ownership	100.000	Cigna Corporation	N	
.0901	Cigna Group		75-2751090				Cigna Behavioral Health of Texas, Inc.	TX	NIA	Cigna Behavioral Health, Inc.	Ownership	100.000	Cigna Corporation	N	
.0901	Cigna Group		41-1648670				Cigna Behavioral Health, Inc.	MIN	NIA	Connecticut General Corporation	Ownership	100.000	Cigna Corporation	N	
.0901	Cigna Group		00-000000				Cigna Bellevue Alpha LLC	DE	NIA	Cigna Holdings Overseas, Inc.	Ownership	100.000	Cigna Corporation	N	
.0901	Cigna Group		02-0515554		0001489070		Cigna Benefit Technology Solutions, Inc.	DE	NIA	Cigna Health Corporation	Ownership	100.000	Cigna Corporation	N	
.0901	Cigna Group		01-0947889				Cigna Benefits Financing, Inc.	DE	NIA	Cigna Investments, Inc.	Ownership	100.000	Cigna Corporation	N	
.0901	Cigna Group		00-000000				Cigna Brokerage & Marketing (Thailand) Limited	THA	NIA	RHP Thailand Limited	Ownership	53.250	Cigna Corporation	N	
.0901	Cigna Group		00-000000				Cigna Cedar Holdings, Ltd.	MLT	NIA	Cigna Apac Holdings, Ltd.	Ownership	100.000	Cigna Corporation	N	
.0901	Cigna Group		98-1137759				Cigna Chestnut Holdings, Ltd.	GBR	NIA	Cigna Walnut Holdings, Ltd.	Ownership	100.000	Cigna Corporation	N	
.0901	Cigna Group		27-3396038				Cigna Corporate Services, LLC	DE	NIA	Cigna Health and Life Insurance Company	Ownership	100.000	Cigna Corporation	N	
.0901	Cigna Group		82-4991898		1739940	US	Cigna Corporation (A Delaware corporation and ultimate parent company)	DE	NIA	Publicly Traded	Ownership	100.000	Publicly Traded	N	
.0901	Cigna Group		00-000000				Cigna Data Services (Shanghai) Company Limited	CHN	NIA	Cigna Hong Kong Holdings Company Limited	Ownership	100.000	Cigna Corporation	N	
.0901	Cigna Group		59-2600475				Cigna Dental Health Of California, Inc.	CA	IA	Cigna Dental Health, Inc.	Ownership	100.000	Cigna Corporation	N	
.0901	Cigna Group	.11175	59-2675861				Cigna Dental Health Of Colorado, Inc.	CO	IA	Cigna Dental Health, Inc.	Ownership	100.000	Cigna Corporation	N	
.0901	Cigna Group	.95380	59-2676987				Cigna Dental Health Of Delaware, Inc.	DE	IA	Cigna Dental Health, Inc.	Ownership	100.000	Cigna Corporation	N	
.0901	Cigna Group	.52021	59-1611217				Cigna Dental Health Of Florida, Inc.	FL	IA	Cigna Dental Health, Inc.	Ownership	100.000	Cigna Corporation	N	
.0901	Cigna Group		06-1351097				Cigna Dental Health Of Illinois, Inc.	IL	NIA	Cigna Dental Health, Inc.	Ownership	100.000	Cigna Corporation	N	
.0901	Cigna Group	.52024	59-2625350				Cigna Dental Health Of Kansas, Inc.	KS	IA	Cigna Dental Health, Inc.	Ownership	100.000	Cigna Corporation	N	
.0901	Cigna Group	.52108	59-2619589				Cigna Dental Health Of Kentucky, Inc.	KY	IA	Cigna Dental Health, Inc.	Ownership	100.000	Cigna Corporation	N	
.0901	Cigna Group	.48119	20-2844020				Cigna Dental Health Of Maryland, Inc.	MD	IA	Cigna Dental Health, Inc.	Ownership	100.000	Cigna Corporation	N	
.0901	Cigna Group	.11160	06-1582068				Cigna Dental Health Of Missouri, Inc.	MO	IA	Cigna Dental Health, Inc.	Ownership	100.000	Cigna Corporation	N	
.0901	Cigna Group	.11167	59-2308062				Cigna Dental Health Of New Jersey, Inc.	NJ	IA	Cigna Dental Health, Inc.	Ownership	100.000	Cigna Corporation	N	
.0901	Cigna Group	.95179	56-1803464				Cigna Dental Health Of North Carolina, Inc.	NC	IA	Cigna Dental Health, Inc.	Ownership	100.000	Cigna Corporation	N	
.0901	Cigna Group	.47805	59-2579774				Cigna Dental Health Of Ohio, Inc.	OH	IA	Cigna Dental Health, Inc.	Ownership	100.000	Cigna Corporation	N	
.0901	Cigna Group	.47041	52-1220578				Cigna Dental Health Of Pennsylvania, Inc.	PA	IA	Cigna Dental Health, Inc.	Ownership	100.000	Cigna Corporation	N	
.0901	Cigna Group	.95037	59-2676977				Cigna Dental Health Of Texas, Inc.	TX	IA	Cigna Dental Health, Inc.	Ownership	100.000	Cigna Corporation	N	
.0901	Cigna Group	.52617	52-2188914				Cigna Dental Health Of Virginia, Inc.	VA	IA	Cigna Dental Health, Inc.	Ownership	100.000	Cigna Corporation	N	
.0901	Cigna Group	.47013	86-0807222				Cigna Dental Health Plan Of Arizona, Inc.	AZ	IA	Cigna Dental Health, Inc.	Ownership	100.000	Cigna Corporation	N	
.0901	Cigna Group		59-2308055				Cigna Dental Health, Inc.	FL	NIA	Connecticut General Corporation	Ownership	100.000	Cigna Corporation	N	
.0901	Cigna Group		58-1136865				Cigna Direct Marketing Company, Inc.	DE	NIA	Life Insurance Company of North America	Ownership	100.000	Cigna Corporation	N	
.0901	Cigna Group		98-1155943				Cigna Elmwood Holdings, Ltd.	BEL	NIA	Cigna Myrtle Holdings, Ltd.	Ownership	100.000	Cigna Corporation	N	
.0901	Cigna Group		00-000000				Cigna Europe Insurance Company S.A.-N.V.	BEL	IA	Cigna Beechwood Holdings	Ownership	99.999	Cigna Corporation	N	

ANNUAL STATEMENT FOR THE YEAR 2019 OF THE CIGNA HealthCare of New Jersey Inc.

**SCHEDULE Y**

**PART 1A - DETAIL OF INSURANCE HOLDING COMPANY SYSTEM**

1	2	3	4	5	6	7	8	9	10	11	12	13	14	15	16
Group Code	Group Name	NAIC Company Code	ID Number	Federal RSSD	CIK	Name of Securities Exchange if Publicly Traded (U.S. or International)	Names of Parent, Subsidiaries Or Affiliates	Domi-ciliary Location	Relation-ship to Reporting Entity	Directly Controlled by (Name of Entity/Person)	Type of Control (Ownership, Board, Management, Attorney-in-Fact, Influence, Other)	If Control is Ownership Provide Percentage	Ultimate Controlling Entity(ies)/Person(s)	Is an SCA Filing Re-quired? (Y/N)	*
.0901	Cigna Group		00-000000				Cigna European Services (UK) Limited	GBR	NIA	Cigna Elmwood Holdings, SPRL	Ownership	100.000	Cigna Corporation	N	
.0901	Cigna Group		62-1724116				Cigna Federal Benefits, Inc.	DE	NIA	Connecticut General Corporation	Ownership	100.000	Cigna Corporation	N	
.0901	Cigna Group		00-000000				Cigna Finans Emeklilik Ve Hayat A.S.	TUR	NIA	Cigna Nederland Gamma, B.V.	Ownership	51.000	Cigna Corporation	N	
.0901	Cigna Group		51-0389196				Cigna Global Holdings, Inc.	DE	NIA	Cigna Holdings, Inc.	Ownership	100.000	Cigna Corporation	N	
.0901	Cigna Group		68-0676638				Cigna Global Insurance Company Limited	GGY	IA	Cigna Holdings Overseas, Inc.	Ownership	99.990	Cigna Corporation	N	
.0901	Cigna Group		98-0210110				Cigna Global Reinsurance Company, Ltd.	BMU	IA	Cigna Global Holdings, Inc.	Ownership	100.000	Cigna Corporation	N	
.0901	Cigna Group						Cigna Global Wellbeing Holdings Limited	GBR	NIA	Connecticut General Corporation	Ownership	70.000	Cigna Corporation	N	
.0901	Cigna Group						Cigna Global Wellbeing Solutions Limited	GBR	NIA	Cigna Global Wellbeing Holdings Limited	Ownership	100.000	Cigna Corporation	N	
.0901	Cigna Group	67369	59-1031071				Cigna Health and Life Insurance Company	CT	NIA	Connecticut General Life Insurance Company	Ownership	100.000	Cigna Corporation	N	
.0901	Cigna Group		62-1312478				Cigna Health Corporation	DE	UIP	Connecticut General Corporation	Ownership	100.000	Cigna Corporation	N	
.0901	Cigna Group		23-1728483				Cigna Health Management, Inc.	DE	NIA	Connecticut General Corporation	Ownership	100.000	Cigna Corporation	N	
.0901	Cigna Group		00-000000				Cigna Health Solution India Pvt. Ltd.	IND	NIA	Cigna Holdings Overseas, Inc.	Ownership	99.900	Cigna Corporation	N	
.0901	Cigna Group		23-2741293				Cigna Healthcare Benefits, Inc.	DE	NIA	Connecticut General Corporation	Ownership	100.000	Cigna Corporation	N	
.0901	Cigna Group		84-0985843				Cigna Healthcare Holdings, Inc.	CO	NIA	Connecticut General Corporation	Ownership	100.000	Cigna Corporation	N	
.0901	Cigna Group	95599	52-1404350				Cigna HealthCare Mid-Atlantic, Inc.	MD	NIA	Healthsource, Inc.	Ownership	100.000	Cigna Corporation	N	
.0901	Cigna Group	95125	86-0334392				Cigna HealthCare of Arizona, Inc.	AZ	IA	Healthsource, Inc.	Ownership	100.000	Cigna Corporation	N	
.0901	Cigna Group		95-3310115				Cigna HealthCare of California, Inc.	CA	IA	Healthsource, Inc.	Ownership	100.000	Cigna Corporation	N	
.0901	Cigna Group	95604	84-1004500				Cigna HealthCare of Colorado, Inc.	CO	IA	Healthsource, Inc.	Ownership	100.000	Cigna Corporation	N	
.0901	Cigna Group	95660	06-1141174				Cigna HealthCare of Connecticut, Inc.	CT	IA	Healthsource, Inc.	Ownership	100.000	Cigna Corporation	N	
.0901	Cigna Group	95136	59-2089259				Cigna HealthCare of Florida, Inc.	FL	IA	Healthsource, Inc.	Ownership	100.000	Cigna Corporation	N	
.0901	Cigna Group	96229	58-1641057				Cigna HealthCare of Georgia, Inc.	GA	IA	Healthsource, Inc.	Ownership	100.000	Cigna Corporation	N	
.0901	Cigna Group	95602	36-3385638				Cigna HealthCare of Illinois, Inc.	IL	IA	Healthsource, Inc.	Ownership	100.000	Cigna Corporation	N	
.0901	Cigna Group	95525	35-1679172				Cigna HealthCare of Indiana, Inc.	IN	IA	Healthsource, Inc.	Ownership	100.000	Cigna Corporation	N	
.0901	Cigna Group	95477	01-0418220				Cigna HealthCare of Maine, Inc.	ME	NIA	Healthsource, Inc.	Ownership	100.000	Cigna Corporation	N	
.0901	Cigna Group	95220	02-0402111				Cigna HealthCare of Massachusetts, Inc.	MA	NIA	Healthsource, Inc.	Ownership	100.000	Cigna Corporation	N	
.0901	Cigna Group	95493	02-0387749				Cigna HealthCare of New Hampshire, Inc.	NH	IA	Healthsource, Inc.	Ownership	100.000	Cigna Corporation	N	
.0901	Cigna Group	95500	22-2720890				Cigna HealthCare of New Jersey, Inc.	NJ	RE	Healthsource, Inc.	Ownership	100.000	Cigna Corporation	N	
.0901	Cigna Group	95132	56-1479515				Cigna HealthCare of North Carolina, Inc.	NC	IA	Healthsource, Inc.	Ownership	100.000	Cigna Corporation	N	
.0901	Cigna Group	95121	23-2301807				Cigna HealthCare of Pennsylvania, Inc.	PA	NIA	Healthsource, Inc.	Ownership	100.000	Cigna Corporation	N	
.0901	Cigna Group	95708	06-1185590				Cigna HealthCare of South Carolina, Inc.	SC	IA	Healthsource, Inc.	Ownership	100.000	Cigna Corporation	N	
.0901	Cigna Group	95635	36-3359925				Cigna HealthCare of St. Louis, Inc.	MO	IA	Healthsource, Inc.	Ownership	100.000	Cigna Corporation	N	
.0901	Cigna Group	95606	62-1218053				Cigna HealthCare of Tennessee, Inc.	TN	IA	Healthsource, Inc.	Ownership	100.000	Cigna Corporation	N	
.0901	Cigna Group	95383	74-2767437				Cigna HealthCare of Texas, Inc.	TX	IA	Healthsource, Inc.	Ownership	100.000	Cigna Corporation	N	
.0901	Cigna Group	95518	62-1230908				Cigna HealthCare of Utah, Inc.	UT	NIA	Healthsource, Inc.	Ownership	100.000	Cigna Corporation	N	
.0901	Cigna Group		02-0495422				Cigna Healthcare, Inc.	VT	NIA	Cigna Healthcare Holdings, Inc.	Ownership	100.000	Cigna Corporation	N	
.0901	Cigna Group		00-000000				Cigna HLA Technology Services Limited	HKG	NIA	Cigna Hong Kong Holdings Company Limited	Ownership	100.000	Cigna Corporation	N	
.0901	Cigna Group		06-1059331				Cigna Holding Company	DE	UIP	Cigna Corporation	Ownership	100.000	Cigna Corporation	N	
.0901	Cigna Group		23-3009279				Cigna Holdings Overseas, Inc.	DE	NIA	Cigna Global Reinsurance Company, Ltd.	Ownership	100.000	Cigna Corporation	N	
.0901	Cigna Group		06-1072796				Cigna Holdings, Inc.	DE	UIP	Cigna Holding Company	Ownership	100.000	Cigna Corporation	N	
.0901	Cigna Group		00-000000				Cigna Hong Kong Holdings Company Limited	HKG	NIA	Cigna Chestnut Holdings, Ltd.	Ownership	100.000	Cigna Corporation	N	
.0901	Cigna Group		27-1903785				Cigna Insurance Agency, LLC	CT	NIA	Cigna Health and Life Insurance Company	Ownership	100.000	Cigna Corporation	N	
.0901	Cigna Group		00-000000				Cigna Insurance Management Services (DIFC), Ltd.	ARE	NIA	Cigna Apac Holdings, Ltd.	Ownership	100.000	Cigna Corporation	N	
.0901	Cigna Group		00-000000				Cigna Insurance Middle East S.A.L.	LBN	IA	Cigna Cedar Holdings, Ltd.	Ownership	100.000	Cigna Corporation	N	
.0901	Cigna Group		00-000000				Cigna Insurance Public Company Limited	THA	IA	KDM Thailand Limited	Ownership	75.000	Cigna Corporation	N	
.0901	Cigna Group		00-000000				Cigna Insurance Services (Europe) Limited	GBR	NIA	Cigna Willow Holdings, LTD.	Ownership	100.000	Cigna Corporation	N	
.0901	Cigna Group		23-2924152				Cigna Integratedcare, Inc.	DE	NIA	Connecticut General Corporation	Ownership	100.000	Cigna Corporation	N	
.0901	Cigna Group		51-0402128				Cigna Intellectual Property, Inc.	DE	NIA	Cigna Holdings, Inc.	Ownership	100.000	Cigna Corporation	N	
.0901	Cigna Group		51-0111677				Cigna International Corporation, Inc.	DE	NIA	Cigna Global Holdings, Inc.	Ownership	100.000	Cigna Corporation	N	
.0901	Cigna Group		52-0291385				Cigna International Finance, Inc.	DE	NIA	Cigna Investment Group, Inc.	Ownership	100.000	Cigna Corporation	N	
.0901	Cigna Group		00-000000				Cigna International Health Services Kenya Limited	KEN	NIA	Cigna International Health Services, BVBA	Ownership	100.000	Cigna Corporation	N	

ANNUAL STATEMENT FOR THE YEAR 2019 OF THE CIGNA HealthCare of New Jersey Inc.

**SCHEDULE Y**  
**PART 1A - DETAIL OF INSURANCE HOLDING COMPANY SYSTEM**

1	2	3	4	5	6	7	8	9	10	11	12	13	14	15	16
Group Code	Group Name	NAIC Company Code	ID Number	Federal RSSD	CIK	Name of Securities Exchange if Publicly Traded (U.S. or International)	Names of Parent, Subsidiaries Or Affiliates	Domiciliary Location	Relationship to Reporting Entity	Directly Controlled by (Name of Entity/Person)	Type of Control (Ownership, Board, Management, Attorney-in-Fact, Influence, Other)	If Control is Ownership Provide Percentage	Ultimate Controlling Entity(ies)/Person(s)	Is an SCA Filing Required? (Y/N)	*
.0901	Cigna Group		00-000000				Cigna International Health Services Sdn. Bhd.	.MYS	NIA	Cigna Hong Kong Holdings Company Limited	Ownership	100.000	Cigna Corporation	.N	
.0901	Cigna Group		00-000000				Cigna International Health Services, BVBA	.BEL	NIA	Cigna Elmwood Holdings, Ltd.	Ownership	51.000	Cigna Corporation	.N	
.0901	Cigna Group		30-0526216				Cigna International Health Services, LLC	.FL	NIA	Cigna International Health Services, BVBA	Ownership	100.000	Cigna Corporation	.N	
.0901	Cigna Group						Cigna International Marketing (Thailand) Limited	.THA	NIA	Cigna Global Holdings, Inc.	Ownership	99.900	Cigna Corporation	.N	
.0901	Cigna Group		00-000000				Cigna International Services Australia Pty Ltd.	.AUS	NIA	Cigna Chestnut Holdings, Ltd.	Ownership	100.000	Cigna Corporation	.N	
.0901	Cigna Group		23-2610178				Cigna International Services, Inc.	.DE	NIA	Cigna Global Holdings, Inc.	Ownership	100.000	Cigna Corporation	.N	
.0901	Cigna Group		06-1095823				Cigna Investment Group, Inc.	.DE	NIA	Cigna Holdings, Inc.	Ownership	100.000	Cigna Corporation	.N	
.0901	Cigna Group		06-0861092				Cigna Investments, Inc.	.DE	NIA	Cigna Investment Group, Inc.	Ownership	100.000	Cigna Corporation	.N	
.0901	Cigna Group		00-000000				Cigna Korea Chusik Heosa (A/K/A Cigna Korea Company Limited)	.KOR	NIA	Cigna Chestnut Holdings, Ltd.	Ownership	100.000	Cigna Corporation	.N	
.0901	Cigna Group		98-1146864				Cigna Laurel Holdings, Ltd.	.BMU	NIA	Cigna Linden Holdings, Inc.	Ownership	100.000	Cigna Corporation	.N	
.0901	Cigna Group		00-000000				Cigna Legal Protection U.K. Ltd.	.GBR	NIA	Cigna Willow Holdings, LTD.	Ownership	100.000	Cigna Corporation	.N	
.0901	Cigna Group		AA-1560515				Cigna Life Insurance Company of Canada	.CAN	IA	Cigna Chestnut Holdings, Ltd.	Ownership	100.000	Cigna Corporation	.N	
.0901	Cigna Group		AA-1240009				Cigna Life Insurance Company of Europe S.A. - N.V.	.BEL	IA	Cigna Beechwood Holdings	Ownership	99.993	Cigna Corporation	.N	
.0901	Cigna Group	64548	13-2556568	3281743			Cigna Life Insurance Company of New York	.NY	IA	Connecticut General Corporation	Ownership	100.000	Cigna Corporation	.N	
.0901	Cigna Group		00-000000				Cigna Life Insurance New Zealand Limited	.NZL	IA	Cigna New Zealand Holdings Limited	Ownership	100.000	Cigna Corporation	.N	
.0901	Cigna Group		46-4110289				Cigna Linden Holdings, Inc.	.DE	NIA	Cigna Holdings Overseas, Inc.	Ownership	82.000	Cigna Corporation	.N	
.0901	Cigna Group		98-1232512				Cigna Magnolia Holdings, Ltd.	.BMU	NIA	Cigna Palmetto Holdings, Ltd.	Ownership	100.000	Cigna Corporation	.N	
.0901	Cigna Group		23-2741294				Cigna Managed Care Benefits Company	.DE	NIA	Connecticut General Corporation	Ownership	100.000	Cigna Corporation	.N	
.0901	Cigna Group		98-1154657				Cigna Myrtle Holdings, Ltd.	.MLT	NIA	Cigna Apac Holdings, Ltd.	Ownership	74.560	Cigna Corporation	.N	
.0901	Cigna Group	61727	34-0970995				Cigna National Health Insurance Company	.OH	IA	Cigna Health and Life Insurance Company	Ownership	100.000	Cigna Corporation	.N	
.0901	Cigna Group		00-000000				Cigna Nederland Gamma B.V.	.NLD	NIA	Cigna Walnut Holdings, Ltd.	Ownership	100.000	Cigna Corporation	.N	
.0901	Cigna Group		00-000000				Cigna New Zealand Finance Limited	.NZL	NIA	Cigna New Zealand Holdings Limited	Ownership	100.000	Cigna Corporation	.N	
.0901	Cigna Group		00-000000				Cigna New Zealand Holdings Limited	.NZL	NIA	Cigna Hong Kong Holdings Company Limited	Ownership	100.000	Cigna Corporation	.N	
.0901	Cigna Group		00-000000				Cigna Oak Holdings, Ltd.	.GBR	NIA	Cigna Elmwood Holdings, SPRL	Ownership	100.000	Cigna Corporation	.N	
.0901	Cigna Group		32-0222252				Cigna Onsite Health, LLC	.DE	NIA	Connecticut General Life Insurance Company	Ownership	100.000	Cigna Corporation	.N	
.0901	Cigna Group		98-1232443				Cigna Palmetto Holdings, Ltd.	.BMU	NIA	Cigna Laurel Holdings, Ltd.	Ownership	100.000	Cigna Corporation	.N	
.0901	Cigna Group		46-4099800				Cigna Poplar Holdings, Inc.	.DE	NIA	Cigna Holdings Overseas, Inc.	Ownership	100.000	Cigna Corporation	.N	
.0901	Cigna Group		06-1071502				Cigna RE Corporation	.DE	NIA	Connecticut General Corporation	Ownership	100.000	Cigna Corporation	.N	
.0901	Cigna Group		06-1567902				Cigna Resource Manager, Inc.	.DE	NIA	Connecticut General Corporation	Ownership	100.000	Cigna Corporation	.N	
.0901	Cigna Group		00-000000				Cigna Spruce Holdings GmbH	.CHE	NIA	Cigna Chestnut Holdings, Ltd.	Ownership	100.000	Cigna Corporation	.N	
.0901	Cigna Group		00-000000				Cigna Taiwan Life Assurance Company Limited	.TWN	IA	Cigna Apac Holdings, Ltd.	Ownership	100.000	Cigna Corporation	.N	
.0901	Cigna Group		00-000000				Cigna Teak Holdings, LLC	.DE	NIA	Cigna Global Holdings, Inc.	Ownership	100.000	Cigna Corporation	.N	
.0901	Cigna Group		00-000000				Cigna Turkey Danismanlik Hizmetleri, A.S (A/K/A Cigna Turkey Consultancy Services, A.S.)	.TUR	NIA	Cigna Magnolia Holdings, Ltd.	Ownership	100.000	Cigna Corporation	.N	
.0901	Cigna Group		83-1069280				Cigna Ventures, LLC	.DE	IA	Cigna Health and Life Insurance Company	Ownership	100.000	Cigna Corporation	.N	
.0901	Cigna Group		00-000000				Cigna Walnut Holdings, Ltd.	.GBR	NIA	Cigna Apac Holdings, Ltd.	Ownership	100.000	Cigna Corporation	.N	
.0901	Cigna Group		00-000000				Cigna Willow Holdings, Ltd.	.GBR	NIA	Cigna Oak Holdings, Ltd.	Ownership	100.000	Cigna Corporation	.N	
.0901	Cigna Group		00-000000				Cigna Worldwide General Insurance Company Limited	.HKG	IA	Cigna Hong Kong Holdings Company Limited	Ownership	100.000	Cigna Corporation	.N	
.0901	Cigna Group	90859	23-2088429				Cigna Worldwide Insurance Company	.DE	IA	Cigna Global Reinsurance Company, Ltd.	Ownership	100.000	Cigna Corporation	.N	
.0901	Cigna Group		00-000000				Cigna Worldwide Life Insurance Company Limited	.HKG	IA	Cigna Hong Kong Holdings Company Limited	Ownership	100.000	Cigna Corporation	.N	
.0901	Cigna Group		00-000000				ManipaCigna Health Insurance Company Limited	.IND	NIA	Cigna Holdings Overseas, Inc.	Ownership	49.000	TTK (non-affiliate)	.N	
.0901	Cigna Group		84-1461840				Community Health Network, LLC	.MT	NIA	Benefit Management Corp.	Ownership	50.000	Cigna Corporation	.N	
.0901	Cigna Group		06-1252419				Connecticut General Benefit Payments, Inc.	.DE	NIA	Connecticut General Corporation	Ownership	100.000	Cigna Corporation	.N	
.0901	Cigna Group		06-0840391				Connecticut General Corporation	.CT	UIP	Cigna Holdings, Inc.	Ownership	100.000	Cigna Corporation	.N	

ANNUAL STATEMENT FOR THE YEAR 2019 OF THE CIGNA HealthCare of New Jersey Inc.

**SCHEDULE Y**  
**PART 1A - DETAIL OF INSURANCE HOLDING COMPANY SYSTEM**

1	2	3	4	5	6	7	8	9	10	11	12	13	14	15	16
Group Code	Group Name	NAIC Company Code	ID Number	Federal RSSD	CIK	Name of Securities Exchange if Publicly Traded (U.S. or International)	Names of Parent, Subsidiaries Or Affiliates	Domiciliary Location	Relationship to Reporting Entity	Directly Controlled by (Name of Entity/Person)	Type of Control (Ownership, Board, Management, Attorney-in-Fact, Influence, Other)	If Control is Ownership Provide Percentage	Ultimate Controlling Entity(ies)/Person(s)	Is an SCA Filing Required? (Y/N)	*
.0901	Cigna Group	62308	06-0303370		0000023419		Connecticut General Life Insurance Company	CT	IA	Connecticut General Corporation	Ownership	100.000	Cigna Corporation	N	
.0901	Cigna Group		82-4936006				CPI-CII 9171 Wilshire JV LLC	DE	NIA	Cigna Affiliates Realty Investment Group, LLC	Ownership	90.000	Cigna Corporation	N	
.0901	Cigna Group		27-3555688				CR Washington Street Investors LP	DE	NIA	Cigna Affiliates Realty Investment Group, LLC	Ownership	33.820	Cigna Corporation (non-affiliate)	N	
.0901	Cigna Group		47-2746692				Crocket Health, Inc.	DE	NIA	Cigna Health and Life Insurance Company	Ownership	9.000	Cigna Corporation	N	
.0901	Cigna Group		36-4369972				CuraScript, Inc.	DE	NIA	Express Scripts, Inc.	Ownership	100.000	Cigna Corporation	N	
.0901	Cigna Group		16-1526641				Diversified NY IPA, Inc.	NY	NIA	Diversified Pharmaceutical Services, Inc.	Ownership	100.000	Cigna Corporation	N	
.0901	Cigna Group		41-1627938				Diversified Pharmaceutical Services, Inc.	MIN	NIA	Express Scripts, Inc.	Ownership	100.000	Cigna Corporation	N	
.0901	Cigna Group		71-0958489				DNA Direct, Inc.	DE	NIA	AS Acquisition Corp.	Ownership	100.000	Cigna Corporation	N	
.0901	Cigna Group		52-2099336				Dulles Town Center Mall, LLC	VA	NIA	Cigna Affiliates Realty Investment Group, LLC	Ownership	50.000	Cigna Corporation	N	
.0901	Cigna Group		27-3542089				Econdisc Contracting Solutions, LLC	DE	NIA	Express Scripts Pharmaceutical Procurement LLC (90%)	Ownership	90.000	Cigna Corporation	N	
.0901	Cigna Group						ESI Canada	CAN	NIA	Express Scripts Canada Co. (99.9%); ESI-GP Canada, ULC (0.1%)	Ownership	100.000	Cigna Corporation	N	
.0901	Cigna Group						ESI GP Canada ULC	CAN	NIA	Express Scripts Canada Co.	Ownership	100.000	Cigna Corporation	N	
.0901	Cigna Group		43-1925556				ESI GP Holdings, Inc.	DE	NIA	Express Scripts, Inc.	Ownership	100.000	Cigna Corporation	N	
.0901	Cigna Group		00-0000000				ESI GP2 Canada ULC	CAN	NIA	Express Scripts Canada Co.	Ownership	100.000	Cigna Corporation	N	
.0901	Cigna Group		74-2974964				ESI Mail Order Processing, Inc. (f/k/a NXI)	DE	NIA	Express Scripts, Inc.	Ownership	100.000	Cigna Corporation	N	
.0901	Cigna Group		43-1867735				ESI Mail Pharmacy Service, Inc.	DE	NIA	Express Scripts, Inc.	Ownership	100.000	Cigna Corporation	N	
.0901	Cigna Group		43-1925562				ESI Partnership	DE	NIA	Express Scripts, Inc. (82%); ESI-GP Holdings, Inc. (18%)	Ownership	100.000	Cigna Corporation	N	
.0901	Cigna Group		41-2006555				ESI Resources, Inc.	MIN	NIA	ESI Partnership	Ownership	100.000	Cigna Corporation	N	
.0901	Cigna Group		46-4676347				eviCore 1, Inc.	DE	NIA	Express Scripts Holding Company	Ownership	100.000	Cigna Corporation	N	
.0901	Cigna Group		62-1615395				eviCore healthcare MSI, LLC	TN	NIA	MedSolutions Holdings, Inc.	Ownership	100.000	Cigna Corporation	N	
.0901	Cigna Group	13918	27-3175443				Express Reinsurance Company	MO	IA	Express Scripts, Inc.	Ownership	100.000	Cigna Corporation	N	
.0901	Cigna Group		41-2063830				Express Scripts Administrators LLC	DE	NIA	Medco Health Solutions, Inc.	Ownership	100.000	Cigna Corporation	N	
.0901	Cigna Group						Express Scripts Canada Co.	CAN	NIA	Express Scripts Canada Holding Co.	Ownership	100.000	Cigna Corporation	N	
.0901	Cigna Group		43-1942542				Express Scripts Canada Holding Co.	DE	NIA	Express Scripts, Inc.	Ownership	100.000	Cigna Corporation	N	
.0901	Cigna Group		27-1490640				Express Scripts Canada Holding, LLC	DE	NIA	Express Scripts Canada Holding Co.	Ownership	100.000	Cigna Corporation	N	
.0901	Cigna Group		00-0000000				Express Scripts Canada Services	CAN	NIA	Express Scripts Canada Co. (99.9%); ESI-GP2 Canada, ULC (0.1%)	Ownership	100.000	Cigna Corporation	N	
.0901	Cigna Group						Express Scripts Canada Wholesale	CAN	NIA	Express Scripts Canada Co. (99.9%); ESI-GP2 Canada, ULC (0.1%)	Ownership	100.000	Cigna Corporation	N	
.0901	Cigna Group		45-2884094				Express Scripts Holding Company	DE	NIA	Cigna Corporation	Ownership	100.000	Cigna Corporation	N	
.0901	Cigna Group						Express Scripts Pharmaceutical Procurement, LLC	DE	NIA	ESI Mail Pharmacy Service, Inc. (50%); Express Scripts, Inc. (50%)	Ownership	100.000	Cigna Corporation	N	
.0901	Cigna Group		20-5826948				Express Scripts Pharmacy Atlantic, Ltd.	CAN	NIA	Express Scripts Canada Services	Ownership	100.000	Cigna Corporation	N	
.0901	Cigna Group		00-0000000				Express Scripts Pharmacy Central, Ltd.	CAN	NIA	Express Scripts Canada Services	Ownership	100.000	Cigna Corporation	N	
.0901	Cigna Group		00-0000000				Express Scripts Pharmacy Ontario, Ltd.	CAN	NIA	Express Scripts Canada Services	Ownership	100.000	Cigna Corporation	N	
.0901	Cigna Group		00-0000000				Express Scripts Pharmacy West, Ltd.	CAN	NIA	Express Scripts Canada Services	Ownership	100.000	Cigna Corporation	N	
.0901	Cigna Group		30-0789911				Express Scripts Pharmacy, Inc.	DE	NIA	Medco Health Services, Inc.	Ownership	100.000	Cigna Corporation	N	
.0901	Cigna Group		22-3114423				Express Scripts Sales Operations, Inc.	NJ	NIA	ESI Mail Pharmacy Service, Inc.	Ownership	100.000	Cigna Corporation	N	
.0901	Cigna Group		20-3126104				Express Scripts Senior Care Holdings, Inc.	DE	NIA	Express Scripts, Inc.	Ownership	100.000	Cigna Corporation	N	
.0901	Cigna Group		20-3126075				Express Scripts Senior Care, Inc.	DE	NIA	Express Scripts Senior Care Holdings, Inc.	Ownership	100.000	Cigna Corporation	N	
.0901	Cigna Group		43-1832983				Express Scripts Services Co.	DE	NIA	Express Scripts, Inc.	Ownership	100.000	Cigna Corporation	N	
.0901	Cigna Group		43-1869712				Express Scripts Specialty Distribution Services, Inc.	DE	NIA	Express Scripts, Inc.	Ownership	100.000	Cigna Corporation	N	
.0901	Cigna Group		22-2230703				Express Scripts Strategic Development, Inc.	NJ	NIA	Express Scripts, Inc.	Ownership	100.000	Cigna Corporation	N	
.0901	Cigna Group		43-1869714				Express Scripts Utilization Management Company	DE	NIA	Express Scripts, Inc.	Ownership	100.000	Cigna Corporation	N	
.0901	Cigna Group		43-1420563				Express Scripts, Inc.	DE	NIA	Express Scripts Holding Company	Ownership	100.000	Cigna Corporation	N	

ANNUAL STATEMENT FOR THE YEAR 2019 OF THE CIGNA HealthCare of New Jersey Inc.

**SCHEDULE Y**  
**PART 1A - DETAIL OF INSURANCE HOLDING COMPANY SYSTEM**

1	2	3	4	5	6	7	8	9	10	11	12	13	14	15	16
Group Code	Group Name	NAIC Company Code	ID Number	Federal RSSD	CIK	Name of Securities Exchange if Publicly Traded (U.S. or International)	Names of Parent, Subsidiaries Or Affiliates	Domiciliary Location	Relationship to Reporting Entity	Directly Controlled by (Name of Entity/Person)	Type of Control (Ownership, Board, Management, Attorney-in-Fact, Influence, Other)	If Control is Ownership Provide Percentage	Ultimate Controlling Entity(ies)/Person(s)	Is an SCA Filing Required? (Y/N)	*
.0901	Cigna Group		00-000000				FirstAssist Administration Limited	GBR	NIA	Cigna Willow Holdings, LTD.	Ownership	100.000	Cigna Corporation	.N	
.0901	Cigna Group		23-1914061				Former Cigna Investments, Inc.	DE	NIA	Cigna Investment Group, Inc.	Ownership	100.000	Cigna Corporation	.N	
.0901	Cigna Group		02-0523249				Freco, Inc.	FL	NIA	Priority Healthcare Corporation	Ownership	100.000	Cigna Corporation	.N	
.0901	Cigna Group		20-3229217				Freedom Service Company, LLC	FL	NIA	Lynnfield Drug, Inc.	Ownership	100.000	Cigna Corporation	.N	
.0901	Cigna Group		00-000000				Gillette Ridge Community Council, Inc.	CT	NIA	Connecticut General Life Insurance Company	Ownership	100.000	Cigna Corporation	.N	
.0901	Cigna Group		20-3700105				Gillette Ridge Golf, LLC	DE	NIA	Connecticut General Life Insurance Company	Ownership	100.000	Cigna Corporation	.N	
.0901	Cigna Group	95388	93-1174749				Great-West Healthcare of Illinois, Inc.	IL	NIA	Cigna Healthcare Holdings, Inc.	Ownership	100.000	Cigna Corporation	.N	
.0901	Cigna Group		00-000000				GRG Acquisitions LLC	DE	NIA	Connecticut General Life Insurance Company	Ownership	100.000	Cigna Corporation	.N	
.0901	Cigna Group		11-9599164				Grown Ups New Zealand Limited	NZL	NIA	Cigna Life Insurance New Zealand Limited	Ownership	100.000	Cigna Corporation	.N	
.0901	Cigna Group		76-0657035				GulfQuest, LP	TX	NIA	HouQuest, LLC	Ownership	99.000	Cigna Corporation	.N	
.0901	Cigna Group		52-2149519				Hazard Center Investment Company LLC	DE	NIA	Connecticut General Life Insurance Company	Ownership	100.000	Cigna Corporation	.N	
.0901	Cigna Group		04-2992335				Healthbridge Reimbursement & Product Support, Inc.	MA	NIA	Priority Healthcare Corporation	Ownership	100.000	Cigna Corporation	.N	
.0901	Cigna Group		26-2159005				Healthbridge, Inc.	DE	NIA	Express Scripts, Inc.	Ownership	100.000	Cigna Corporation	.N	
.0901	Cigna Group		27-3611739				HealthFortis, Inc.	DE	NIA	AS Acquisition Corp.	Ownership	100.000	Cigna Corporation	.N	
.0901	Cigna Group		46-2086778				Health-Lynx, LLC	NJ	NIA	QualCare Alliance Networks, Inc.	Ownership	100.000	Cigna Corporation	.N	
.0901	Cigna Group		06-1533555				Healthsource Benefits, Inc.	DE	NIA	Connecticut General Corporation	Ownership	100.000	Cigna Corporation	.N	
.0901	Cigna Group		02-0467679				Healthsource Properties, Inc.	NH	NIA	Healthsource, Inc.	Ownership	100.000	Cigna Corporation	.N	
.0901	Cigna Group		02-0387748		0000855587		Healthsource, Inc.	DE	LDP	Cigna Health Corporation	Ownership	100.000	Cigna Corporation	.N	
.0901	Cigna Group	12902	20-8534298				HealthSpring Life & Health Insurance Company, Inc.	TX	IA	NewQuest, LLC	Ownership	100.000	Cigna Corporation	.N	
.0901	Cigna Group		20-8647386				HealthSpring Management of America, LLC	DE	NIA	NewQuest, LLC	Ownership	100.000	Cigna Corporation	.N	
.0901	Cigna Group	11532	65-1129599				HealthSpring of Florida, Inc.	FL	IA	NewQuest, LLC	Ownership	100.000	Cigna Corporation	.N	
.0901	Cigna Group		26-2353772				HealthSpring Pharmacy of Tennessee, LLC	DE	NIA	HealthSpring Pharmacy Services, LLC	Ownership	100.000	Cigna Corporation	.N	
.0901	Cigna Group		26-2353476				HealthSpring Pharmacy Services, LLC	DE	NIA	NewQuest, LLC	Ownership	100.000	Cigna Corporation	.N	
.0901	Cigna Group		72-1559530				HealthSpring USA, LLC	TN	NIA	NewQuest, LLC	Ownership	100.000	Cigna Corporation	.N	
.0901	Cigna Group		20-1821898		0001339553		HealthSpring, Inc.	DE	NIA	Connecticut General Corporation	Ownership	100.000	Cigna Corporation	.N	
.0901	Cigna Group		81-4139432				Heights at Bear Creek Venture LLC	DE	NIA	Cigna Affiliates Realty Investment Group, LLC	Ownership	90.000	Cigna Corporation	.N	
.0901	Cigna Group		20-4266628				Home Physicians Management, LLC	DE	NIA	NewQuest, LLC	Ownership	100.000	Cigna Corporation	.N	
.0901	Cigna Group		75-3108521				HouQuest, LLC	DE	NIA	NewQuest, LLC	Ownership	100.000	Cigna Corporation	.N	
.0901	Cigna Group		37-1708015				Houston Briar Forest Apartments Limited Partnership	DE	NIA	Cigna Affiliates Realty Investment Group, LLC	Ownership	80.000	Cigna Corporation	.N	
.0901	Cigna Group		95-4838551				Ideal Properties II LLC	CA	NIA	Cigna Affiliates Realty Investment Group, LLC	Ownership	85.000	Cigna Corporation	.N	
.0901	Cigna Group		35-2041388				IHN, Inc.	IN	NIA	Connecticut General Corporation	Ownership	100.000	Cigna Corporation	.N	
.0901	Cigna Group		82-1655179				Innovative Product Alignment, LLC	DE	NIA	Express Scripts, Inc.	Ownership	100.000	Cigna Corporation	.N	
.0901	Cigna Group		82-0658250				Inside RX, LLC	DE	NIA	Express Scripts, Inc.	Ownership	100.000	Cigna Corporation	.N	
.0901	Cigna Group		81-0425785				Intermountain Underwriters, Inc.	MT	NIA	Benefit Management Corp.	Ownership	100.000	Cigna Corporation	.N	
.0901	Cigna Group		84-3406799				JA Lofts Holdings, LLC	DE	NIA	JA Lofts JV Limited Partnership	Ownership	100.000	Cigna Corporation	.N	
.0901	Cigna Group		84-3395923				JA Lofts JV Limited Partnership	DE	NIA	CARING JA Lofts Investor LP LLC	Ownership	90.000	Cigna Corporation	.N	
.0901	Cigna Group		00-000000				KDM (Thailand) Limited	THA	NIA	RHP Thailand Limited	Ownership	99.900	Cigna Corporation	.N	
.0901	Cigna Group		20-8064696				Kronos Optimal Health Company	AZ	NIA	Connecticut General Corporation	Ownership	100.000	Cigna Corporation	.N	
.0901	Cigna Group		47-5292506				L&C Investments, LLC	DE	NIA	Express Scripts, Inc.	Ownership	100.000	Cigna Corporation	.N	
.0901	Cigna Group		47-4375626				Lakehills CM-CG LLC	DE	NIA	Cigna Affiliates Realty Investment Group, LLC	Ownership	90.000	Cigna Corporation	.N	
.0901	Cigna Group		86-0805962				Landmark Healthcare Colorado, Inc.	CO	NIA	Landmark Healthcare, Inc.	Ownership	100.000	Cigna Corporation	.N	
.0901	Cigna Group		68-0393103				Landmark Healthcare Services, Inc.	CA	NIA	Landmark Healthcare, Inc.	Ownership	100.000	Cigna Corporation	.N	
.0901	Cigna Group		95-4034089				Landmark Healthcare, Inc.	CA	NIA	AS Acquisition Corp.	Ownership	100.000	Cigna Corporation	.N	
.0901	Cigna Group	65498	23-1503749		0000059361		Life Insurance Company of North America	PA	IA	Connecticut General Corporation	Ownership	100.000	Cigna Corporation	.N	



ANNUAL STATEMENT FOR THE YEAR 2019 OF THE CIGNA HealthCare of New Jersey Inc.

**SCHEDULE Y**  
**PART 1A - DETAIL OF INSURANCE HOLDING COMPANY SYSTEM**

1	2	3	4	5	6	7	8	9	10	11	12	13	14	15	16
Group Code	Group Name	NAIC Company Code	ID Number	Federal RSSD	CIK	Name of Securities Exchange if Publicly Traded (U.S. or International)	Names of Parent, Subsidiaries Or Affiliates	Domiciliary Location	Relationship to Reporting Entity	Directly Controlled by (Name of Entity/Person)	Type of Control (Ownership, Board, Management, Attorney-in-Fact, Influence, Other)	If Control is Ownership Provide Percentage	Ultimate Controlling Entity(ies)/Person(s)	Is an SCA Filing Required? (Y/N)	*
.0901	Cigna Group		06-1252418				LINA Benefit Payments, Inc.	DE	NIA	Connecticut General Corporation	Ownership	100.000	Cigna Corporation	.N	
.0901	Cigna Group		00-0000000				LINA Financial Service	KOR	NIA	Cigna Korea Chusik Heosa	Ownership	100.000	Cigna Corporation	.N	
.0901	Cigna Group		00-0000000				LINA Life Insurance Company of Korea	KOR	IA	Cigna Chestnut Holdings, Ltd.	Ownership	100.000	Cigna Corporation	.N	
.0901	Cigna Group	65722	63-0343428				Loyal American Life Insurance Company	OH	IA	Cigna Health and Life Insurance Company	Ownership	100.000	Cigna Corporation	.N	
.0901	Cigna Group		58-2593075				Lynnfield Compounding Center, Inc.	FL	NIA	Priority Healthcare Corporation	Ownership	100.000	Cigna Corporation	.N	
.0901	Cigna Group		04-3546044				Lynnfield Drug, Inc.	FL	NIA	Priority Healthcare Corporation	Ownership	100.000	Cigna Corporation	.N	
.0901	Cigna Group		27-1506930				MAH Pharmacy, LLC	DE	NIA	Medco Health Solutions, Inc.	Ownership	100.000	Cigna Corporation	.N	
.0901	Cigna Group		80-0908244				Mallory Square Partners I, LLC	DE	NIA	Cigna Affiliates Realty Investment Group, LLC	Ownership	80.000	Cigna Corporation	.N	
.0901	Cigna Group		88-0241365				Managed Care Consultants, Inc.	NV	NIA	Cigna Health Corporation	Ownership	100.000	Cigna Corporation	.N	
.0901	Cigna Group		51-0500147				Matrix GPO, LLC	IN	NIA	Priority Healthcare Corporation	Ownership	100.000	Cigna Corporation	.N	
.0901	Cigna Group		59-3720653				Matrix Healthcare Services, Inc.	FL	NIA	MyMatrix Holdings, LLC	Ownership	100.000	Cigna Corporation	.N	
.0901	Cigna Group		06-1346406				MCC Independent Practice Association of New York, Inc.	NY	NIA	Cigna Behavioral Health, Inc.	Ownership	100.000	Cigna Corporation	.N	
.0901	Cigna Group	34720	13-3506395				Medco Containment Insurance Company of NY	NY	IA	Medco Health Solutions, Inc.	Ownership	100.000	Cigna Corporation	.N	
.0901	Cigna Group	63762	42-1425239				Medco Containment Life Insurance Company	PA	IA	Medco Health Solutions, Inc.	Ownership	100.000	Cigna Corporation	.N	
.0901	Cigna Group		27-3709630				Medco Europe II, LLC	DE	NIA	Medco Europe, LLC	Ownership	100.000	Cigna Corporation	.N	
.0901	Cigna Group		46-2166374				Medco Europe, LLC	DE	NIA	Medco Health Solutions, Inc.	Ownership	100.000	Cigna Corporation	.N	
.0901	Cigna Group		81-0616525				Medco Health Puerto Rico, LLC	DE	NIA	Medco Health Solutions, Inc.	Ownership	100.000	Cigna Corporation	.N	
.0901	Cigna Group		26-3544786				Medco Health Services, Inc.	DE	NIA	Medco Health Solutions, Inc.	Ownership	100.000	Cigna Corporation	.N	
.0901	Cigna Group		22-3461740				Medco Health Solutions, Inc.	DE	NIA	Express Scripts Holding Company	Ownership	100.000	Cigna Corporation	.N	
.0901	Cigna Group		88-0334401				Mediversal, Inc.	NV	NIA	Connecticut General Corporation	Ownership	100.000	Cigna Corporation	.N	
.0901	Cigna Group		27-3801345				MedSolutions Holdings, Inc.	DE	NIA	CareCore National, LLC	Ownership	100.000	Cigna Corporation	.N	
.0901	Cigna Group		62-1872797				MedSolutions of Texas, Inc.	TN	NIA	eviCore healthcare MSI, LLC	Ownership	100.000	Cigna Corporation	.N	
.0901	Cigna Group		32-0071543				MSI Health Organization of Texas, Inc.	TX	NIA	eviCore healthcare MSI, LLC	Ownership	100.000	Cigna Corporation	.N	
.0901	Cigna Group		27-5492993				MSI HT, LLC	TN	NIA	eviCore healthcare MSI, LLC	Ownership	100.000	Cigna Corporation	.N	
.0901	Cigna Group		27-5493148				MSI LT, LLC	TN	NIA	eviCore healthcare MSI, LLC	Ownership	100.000	Cigna Corporation	.N	
.0901	Cigna Group		27-5493321				MSI SAR-GW, LLC	TN	NIA	eviCore healthcare MSI, LLC	Ownership	100.000	Cigna Corporation	.N	
.0901	Cigna Group		86-1090522				MSIAZ I, LLC	TN	NIA	eviCore healthcare MSI, LLC	Ownership	100.000	Cigna Corporation	.N	
.0901	Cigna Group		20-1749733				MSICA I, LLC	TN	NIA	eviCore healthcare MSI, LLC	Ownership	100.000	Cigna Corporation	.N	
.0901	Cigna Group		20-1222347				MSICO I, LLC	TN	NIA	eviCore healthcare MSI, LLC	Ownership	100.000	Cigna Corporation	.N	
.0901	Cigna Group		55-0840800				MSIFL, LLC	TN	NIA	eviCore healthcare MSI, LLC	Ownership	100.000	Cigna Corporation	.N	
.0901	Cigna Group		26-0181185				MSIMD I, LLC	TN	NIA	eviCore healthcare MSI, LLC	Ownership	100.000	Cigna Corporation	.N	
.0901	Cigna Group		74-3122235				MSINC I, LLC	TN	NIA	eviCore healthcare MSI, LLC	Ownership	100.000	Cigna Corporation	.N	
.0901	Cigna Group		11-3715243				MSINH I, LLC	TN	NIA	eviCore healthcare MSI, LLC	Ownership	100.000	Cigna Corporation	.N	
.0901	Cigna Group		03-0524694				MSINH, LLC	TN	NIA	eviCore healthcare MSI, LLC	Ownership	100.000	Cigna Corporation	.N	
.0901	Cigna Group		20-1749446				MSINU I, LLC	TN	NIA	eviCore healthcare MSI, LLC	Ownership	100.000	Cigna Corporation	.N	
.0901	Cigna Group		20-1761914				MSINW I, LLC	TN	NIA	eviCore healthcare MSI, LLC	Ownership	100.000	Cigna Corporation	.N	
.0901	Cigna Group		55-0840806				MSISC II, LLC	TN	NIA	eviCore healthcare MSI, LLC	Ownership	100.000	Cigna Corporation	.N	
.0901	Cigna Group		26-0336736				MSIVT I, LLC	TN	NIA	eviCore healthcare MSI, LLC	Ownership	100.000	Cigna Corporation	.N	
.0901	Cigna Group		20-2536458				MSIWA, LLC	TN	NIA	eviCore healthcare MSI, LLC	Ownership	100.000	Cigna Corporation	.N	
.0901	Cigna Group		36-4833284				MyM Technology Services, LLC	FL	NIA	MyMatrix Holdings, LLC	Ownership	100.000	Cigna Corporation	.N	
.0901	Cigna Group		82-1350878				myMatrix Holdings, LLC	DE	NIA	Express Scripts, Inc.	Ownership	100.000	Cigna Corporation	.N	
.0901	Cigna Group		46-2589799				myMatrix-B, LLC	FL	NIA	Matrix Healthcare Services, Inc.	Ownership	100.000	Cigna Corporation	.N	
.0901	Cigna Group		52-1929677				NewQuest Management Northeast, LLC	DE	NIA	NewQuest, LLC	Ownership	100.000	Cigna Corporation	.N	
.0901	Cigna Group		33-1033586				NewQuest Management of Alabama, LLC	AL	NIA	NewQuest, LLC	Ownership	100.000	Cigna Corporation	.N	
.0901	Cigna Group		20-4954206				NewQuest Management of Florida, LLC	FL	NIA	NewQuest, LLC	Ownership	100.000	Cigna Corporation	.N	
.0901	Cigna Group		77-0632665				NewQuest Management of Illinois, LLC	IL	NIA	NewQuest, LLC	Ownership	100.000	Cigna Corporation	.N	
.0901	Cigna Group		45-0633893				NewQuest Management of West Virginia, LLC	DE	NIA	NewQuest, LLC	Ownership	100.000	Cigna Corporation	.N	
.0901	Cigna Group		76-0628370				NewQuest, LLC	TX	NIA	HealthSpring, Inc.	Ownership	100.000	Cigna Corporation	.N	
.0901	Cigna Group		90-1033569				Notch 8 Residential, L.L.C.	DE	NIA	Cigna Affiliates Realty Investment Group, LLC	Ownership	85.000	Cigna Corporation	.N	
.0901	Cigna Group		91-1599329				Olympic Health Management Services, Inc.	WA	NIA	Olympic Health Management Systems, Inc.	Ownership	100.000	Cigna Corporation	.N	
.0901	Cigna Group		91-1500758				Olympic Health Management Systems, Inc.	WA	NIA	Sterling Life Insurance Company	Ownership	100.000	Cigna Corporation	.N	

ANNUAL STATEMENT FOR THE YEAR 2019 OF THE CIGNA HealthCare of New Jersey Inc.

**SCHEDULE Y**

**PART 1A - DETAIL OF INSURANCE HOLDING COMPANY SYSTEM**

1	2	3	4	5	6	7	8	9	10	11	12	13	14	15	16
Group Code	Group Name	NAIC Company Code	ID Number	Federal RSSD	CIK	Name of Securities Exchange if Publicly Traded (U.S. or International)	Names of Parent, Subsidiaries Or Affiliates	Domiciliary Location	Relationship to Reporting Entity	Directly Controlled by (Name of Entity/Person)	Type of Control (Ownership, Board, Management, Attorney-in-Fact, Influence, Other)	If Control is Ownership Provide Percentage	Ultimate Controlling Entity(ies)/Person(s)	Is an SCA Filing Required? (Y/N)	*
.0901	Cigna Group		45-2355015		0001611115		Omada Health, Inc.	DE	NIA	Cigna Health and Life Insurance Company	Ownership	7.693	Cigna Corporation	N	
.0901	Cigna Group		00-0000000				OnePath Life (NZ) Limited	NZL	IA	Cigna New Zealand Holdings Limited	Ownership	100.000	Cigna Corporation	N	
.0901	Cigna Group		26-1937849				Palladian Health of Florida, LLC	DE	NIA	eviCore healthcare MSI, LLC	Ownership	100.000	Cigna Corporation	N	
.0901	Cigna Group		16-1513067				Palladian Independent Practice Association, LLC	DE	NIA	eviCore healthcare MSI, LLC	Ownership	100.000	Cigna Corporation	N	
.0901	Cigna Group		80-0818758				Patient Provider Alliance, Inc.	DE	NIA	Brighter, Inc.	Ownership	100.000	Cigna Corporation	N	
.0901	Cigna Group		83-2368310				Piso Delmatico, LLC	DE	NIA	Express Scripts, Inc. (55%); Petco Animal Supplies Stores, Inc. (non-affiliated) (45%)	Ownership	55.000	Cigna Corporation	N	
.0901	Cigna Group		26-1737661				Premerus, Inc.	TN	NIA	eviCore healthcare MSI, LLC	Ownership	100.000	Cigna Corporation	N	
.0901	Cigna Group		35-1927379				Priority Healthcare Corporation	IN	NIA	Curascript, Inc.	Ownership	100.000	Cigna Corporation	N	
.0901	Cigna Group		59-3761140				Priority Healthcare Distribution, Inc.	FL	NIA	Priority Healthcare Corp	Ownership	100.000	Cigna Corporation	N	
.0901	Cigna Group	67903	23-1335885				Provident American Life & Health Insurance Company	OH	IA	Cigna National Health Insurance Company	Ownership	100.000	Cigna Corporation	N	
.0901	Cigna Group		00-0000000				PT GAR Indonesia	IDN	NIA	Cigna Holdings Overseas, Inc.	Ownership	99.160	Cigna Corporation	N	
.0901	Cigna Group		AA-5360003				PT Asuransi Cigna	IDN	NIA	Cigna Worldwide Insurance Company	Ownership	99.999	Cigna Corporation	N	
.0901	Cigna Group		45-5046449				PUR Arbors Apartments Venture LLC	DE	NIA	Cigna Affiliates Realty Investment Group, LLC	Ownership	87.500	Cigna Corporation	N	
.0901	Cigna Group		45-5569416				QPID Health, LLC	DE	NIA	eviCore Healthcare MSI, LLC	Ownership	100.000	Cigna Corporation	N	
.0901	Cigna Group		23-3744987				QualCare Alliance Networks, Inc.	NJ	NIA	Cigna Health and Life Insurance Company	Ownership	100.000	Cigna Corporation	Y	
.0901	Cigna Group		46-1634843				QualCare Captive Insurance Company Inc., PCC	NJ	NIA	QualCare Alliance Networks, Inc.	Ownership	100.000	Cigna Corporation	N	
.0901	Cigna Group		46-1801639				QualCare Management Resources Limited Liability Company	NJ	NIA	QualCare Alliance Networks, Inc.	Ownership	100.000	Cigna Corporation	N	
.0901	Cigna Group		22-3129563				QualCare, Inc.	NJ	NIA	QualCare Alliance Networks, Inc.	Ownership	100.000	Cigna Corporation	N	
.0901	Cigna Group		00-0000000				RHP (Thailand) Limited	THA	NIA	Cigna Apac Holdings, Ltd.	Ownership	49.000	Cigna Corporation	N	
.0901	Cigna Group		83-1460134				Rise-CG Capitol Hill, LP	DE	NIA	CARING Capitol Hill LP LLC	Ownership	90.000	Cigna Corporation	N	
.0901	Cigna Group		84-3254168				Rise-CG JA Lofts Limited Partnership	DE	NIA	JA Lofts Holdings, LLC (.5%); JA Lofts JV Limited Partnership (99.5%)	Ownership	100.000	Cigna Corporation	N	
.0901	Cigna Group		35-1641636				Sagamore Health Network, Inc.	IN	NIA	Cigna Health Corporation	Ownership	100.000	Cigna Corporation	N	
.0901	Cigna Group		46-3593103				SB-SMH LLC	DE	NIA	Cigna Affiliates Realty Investment Group, LLC	Ownership	85.000	Cigna Corporation	N	
.0901	Cigna Group		22-2483867				Scibal Associates, Inc.	NJ	NIA	QualCare Alliance Networks, Inc.	Ownership	100.000	Cigna Corporation	N	
.0901	Cigna Group		95-2876207				Secon Properties, LP	CA	NIA	Cigna Affiliates Realty Investment Group, LLC	Ownership	50.000	South Coast Plaza Associates, LLC (non-affiliate)	N	
.0901	Cigna Group		82-1732483				SOMA Apartments Venture LLC	DE	NIA	Cigna Affiliates Realty Investment Group, LLC	Ownership	90.000	Cigna Corporation	N	
.0901	Cigna Group		82-4405071				Specialty Products Acquisitions, LLC	DE	NIA	Medco Health Solutions, Inc.	Ownership	100.000	Cigna Corporation	N	
.0901	Cigna Group		61-1317695				SpectraCare Health Care Ventures, Inc.	KY	NIA	SpectraCare, Inc.	Ownership	100.000	Cigna Corporation	N	
.0901	Cigna Group		61-1147068				SpectraCare, Inc.	KY	NIA	Priority Healthcare Corp	Ownership	100.000	Cigna Corporation	N	
.0901	Cigna Group	77399	13-1867829		0001259055		Sterling Life Insurance Company	IL	NIA	Cigna Health and Life Insurance Company	Ownership	100.000	Cigna Corporation	N	
.0901	Cigna Group		47-2658932				Strategic Pharmaceutical Investments, LLC	DE	NIA	Priority Healthcare Corp	Ownership	100.000	Cigna Corporation	N	
.0901	Cigna Group		00-0000000				SureScripts, LLC	VA	NIA	Express Scripts, Inc. 16.7%/Medco Health Solutions, Inc. 16.7%	Ownership	33.400	Cigna Corporation	N	
.0901	Cigna Group		22-3474888				Systemed, LLC	DE	NIA	Medco Health Solutions, Inc.	Ownership	100.000	Cigna Corporation	N	
.0901	Cigna Group		23-3074013				Tel-Drug of Pennsylvania, LLC	PA	NIA	Connecticut General Life Insurance Company	Ownership	100.000	Cigna Corporation	N	
.0901	Cigna Group		46-0427127				Tel-Drug, Inc.	SD	NIA	Connecticut General Corporation	Ownership	100.000	Cigna Corporation	N	
.0901	Cigna Group		00-0000000				Temple Insurance Company Limited	BMJ	IA	Healthsource, Inc.	Ownership	100.000	Cigna Corporation	N	
.0901	Cigna Group		20-5524622				Tennessee Quest, LLC	TN	NIA	NewQuest, LLC	Ownership	100.000	Cigna Corporation	N	
.0901	Cigna Group		75-3108527				TexQuest, LLC	DE	NIA	NewQuest, LLC	Ownership	100.000	Cigna Corporation	N	
.0901	Cigna Group		00-0000000				Transwestern Federal, L.L.C.	DE	NIA	Transwestern Federal Holdings, L.L.C.	Ownership	7.616	Cigna Corporation	N	
.0901	Cigna Group		00-0000000				Transwestern Federal Holdings, L.L.C.	DE	NIA	Cigna Affiliates Realty Investment Group, LLC	Ownership	7.616	Cigna Corporation	N	

ANNUAL STATEMENT FOR THE YEAR 2019 OF THE CIGNA HealthCare of New Jersey Inc.

**SCHEDULE Y**  
**PART 1A - DETAIL OF INSURANCE HOLDING COMPANY SYSTEM**

1	2	3	4	5	6	7	8	9	10	11	12	13	14	15	16
Group Code	Group Name	NAIC Company Code	ID Number	Federal RSSD	CIK	Name of Securities Exchange if Publicly Traded (U.S. or International)	Names of Parent, Subsidiaries Or Affiliates	Domiciliary Location	Relationship to Reporting Entity	Directly Controlled by (Name of Entity/Person)	Type of Control (Ownership, Board, Management, Attorney-in-Fact, Influence, Other)	If Control is Ownership Provide Percentage	Ultimate Controlling Entity(ies)/Person(s)	Is an SCA Filing Required? (Y/N)	*
..0901	Cigna Group		39-1886617				Triad Healthcare, Inc.	CT	NIA	eviCore healthcare MSI, LLC	Ownership	100.000	Cigna Corporation	N	
..0901	Cigna Group	65269	75-2305400				United Benefit Life Insurance Company	OH	IA	Provident American Life and Health Insurance Company	Ownership	100.000	Cigna Corporation	N	
..0901	Cigna Group		88-0344624				Universal Claims Administration	MT	NIA	Mediversal, Inc.	Ownership	100.000	Cigna Corporation	N	
..0901	Cigna Group		46-4901453				UVL, LLC	DE	NIA	Cigna Affiliates Realty Investment Group, LLC	Ownership	71.400	Cigna Corporation	N	
..0901	Cigna Group		82-4410128				ValoremRx Sourcing Solutions, LLC	DE	NIA	Specialty Products Acquisitions, LLC (50%)	Ownership	50.000	Cigna Corporation	N	
..0901	Cigna Group		98-0463704				Vielife Services, Inc.	DE	NIA	Cigna Global Wellbeing Holdings Limited	Ownership	100.000	Cigna Corporation	N	
..0901	Cigna Group		00-0000000				Verity Solutions Group, Inc.	DE	NIA	Cigna Health and Life Insurance Company	Ownership	100.000	Cigna Corporation	Y	
..0901	Cigna Group		00-0000000				Westcore CG AC, LLC	DE	NIA	CARING Westcore Holding Investor LLC	Ownership	90.000	Cigna Corporation	N	
..0901	Cigna Group		00-0000000				Westcore CG Commerce, LLC	DE	NIA	CARING Westcore Holding Investor LLC	Ownership	90.000	Cigna Corporation	N	
..0901	Cigna Group		00-0000000				Westcore CG Venture, LLC	DE	NIA	CARING Westcore Holding Investor LLC	Ownership	90.000	Cigna Corporation	N	
..0901	Cigna Group		88-0455414		0001462078		WorldDoc, Inc.	NV	NIA	Cigna Health and Life Insurance Company	Ownership	20.000	Cigna Corporation	N	
..0901	Cigna Group		00-0000000				YCFM Servicios LTDA	BRA	NIA	Cigna Global Holdings, Inc.	Ownership	35.320	Cigna Corporation	N	

**NONE**

Asterisk	
----------	--

ANNUAL STATEMENT FOR THE YEAR 2019 OF THE CIGNA HealthCare of New Jersey Inc.

**SCHEDULE Y**

**PART 2 - SUMMARY OF INSURER'S TRANSACTIONS WITH ANY AFFILIATES**

1	2	3	4	5	6	7	8	9	10	11	12	13
NAIC Company Code	ID Number	Names of Insurers and Parent, Subsidiaries or Affiliates	Shareholder Dividends	Capital Contributions	Purchases, Sales or Exchanges of Loans, Securities, Real Estate, Mortgage Loans or Other Investments	Income/ (Disbursements) Incurred in Connection with Guarantees or Undertakings for the Benefit of any Affiliate(s)	Management Agreements and Service Contracts	Income/ (Disbursements) Incurred Under Reinsurance Agreements	*	Any Other Material Activity Not in the Ordinary Course of the Insurer's Business	Totals	Reinsurance Recoverable/ (Payable) on Losses and/or Reserve Credit Taken/(Liability)
	82-4991898	Cigna Corporation	2,457,300,000								2,457,300,000	
	06-1059331	Cigna Holding Company	108,490,000			170,500	(15,815)				108,644,685	
	06-1072796	Cigna Holdings, Inc.		(173,770,875)			(43,572)				(173,814,447)	
	51-0402128	Cigna Intellectual Property, Inc.									0	
	06-1095823	Cigna Investment Group, Inc.									0	
	52-0291385	Cigna International Finance Inc.					(8,965,992)				(8,965,992)	
	23-1914061	Former Cigna Investments, Inc.					94,693				94,693	
	06-0861092	Cigna Investments, Inc.					42,477,450				42,477,450	
	01-0947889	Cigna Benefits Financing, Inc.					1,134,492				1,134,492	
	26-0180898	CareAllies, Inc.					(7,809)				(7,809)	
	06-0840391	Connecticut General Corporation		2,000,000			(705)				1,999,295	
	81-0585518	Benefit Management Corp.	(4,000,000)								(4,000,000)	
12814	20-4433475	Allegiance Life & Health Insurance Company					(2,267,801)				(2,267,801)	41,042
	20-3851464	Allegiance Re, Inc.									0	
	81-0400550	Allegiance Benefit Plan Management, Inc.	(3,000,000)				11,254,765				8,254,765	
	71-0916514	Allegiance COBRA Services, Inc.					704				704	
	26-2201582	Allegiance Provider Direct, LLC									0	
	84-1461840	Community Health Network, LLC									0	
	81-0425785	Intermountain Underwriters, Inc.					44,174				44,174	
	03-0507057	Allegiance Care Management, LLC					96,666				96,666	
	20-1821898	HealthSpring, Inc.					54,965,071				54,965,071	
	76-0628370	NewQuest, LLC	190,050,000				(144,533)				189,905,467	
	52-1929677	NewQuest Management Northeast, LLC		(7,500,000)			114,910,534				107,410,534	
10095	52-2259087	Bravo Health Mid-Atlantic, Inc.		7,500,000			(27,887,903)				(20,387,903)	
11524	52-2363406	Bravo Health Pennsylvania, Inc.	(21,000,000)				(93,268,504)				(114,268,504)	
12902	20-8534298	HealthSpring Life & Health Insurance Company	(90,200,000)				(655,040,117)				(745,240,117)	
11532	65-1129599	HealthSpring of Florida, Inc.	(26,100,000)				(100,649,901)				(126,749,901)	
	77-0632665	NewQuest Management of Illinois, LLC					14,184,650				14,184,650	
	20-4954206	NewQuest Management of Florida, LLC	(4,400,000)				94,035,418				89,635,418	
	20-8647386	HealthSpring Management of America, LLC					140,579,939				140,579,939	
	45-0633893	NewQuest Management of West Virginia, LLC									0	
	75-3108527	TexQuest, LLC									0	
	75-3108521	HouQuest, LLC									0	
	76-0657035	GulfQuest, LP	(40,000,000)				294,471,236				254,471,236	
	33-1033586	NewQuest Management of Alabama, LLC					143,020,739				143,020,739	
	72-1559530	HealthSpring USA, LLC					168,471,915				168,471,915	
	20-5524622	Tennessee Quest, LLC	(8,350,000)				(13,358,914)				(21,708,914)	
	26-2353476	HealthSpring Pharmacy Services, LLC									0	
	26-2353772	HealthSpring Pharmacy of Tennessee, LLC									0	
	20-4266628	Home Physicians Management, LLC									0	
	35-2562415	Alegis Care Services, LLC									0	

ANNUAL STATEMENT FOR THE YEAR 2019 OF THE CIGNA HealthCare of New Jersey Inc.

**SCHEDULE Y**

**PART 2 - SUMMARY OF INSURER'S TRANSACTIONS WITH ANY AFFILIATES**

1	2	3	4	5	6	7	8	9	10	11	12	13
NAIC Company Code	ID Number	Names of Insurers and Parent, Subsidiaries or Affiliates	Shareholder Dividends	Capital Contributions	Purchases, Sales or Exchanges of Loans, Securities, Real Estate, Mortgage Loans or Other Investments	Income/ (Disbursements) Incurred in Connection with Guarantees or Undertakings for the Benefit of any Affiliate(s)	Management Agreements and Service Contracts	Income/ (Disbursements) Incurred Under Reinsurance Agreements	*	Any Other Material Activity Not in the Ordinary Course of the Insurer's Business	Totals	Reinsurance Recoverable/ (Payable) on Losses and/or Reserve Credit Taken/(Liability)
13733	03-0452349	Cigna Arbor Life Insurance Company					(9,749)				(9,749)	
	41-1648670	Cigna Behavioral Health, Inc.	(120,000,000)				(299,807,133)				(419,807,133)	
	94-3107309	Cigna Behavioral Health of California, Inc.					(34,436)				(34,436)	
	75-2751090	Cigna Behavioral Health of Texas, Inc.					(129,596)				(129,596)	
	06-1346406	MCC Independent Practice Association of New York, Inc.									0	
	59-2308055	Cigna Dental Health, Inc.	(17,975,000)				27,942,449				9,967,449	
47013	86-0807222	Cigna Dental Health Plan of Arizona, Inc.		(4,500,000)			(964,182)				(5,464,182)	
	59-2600475	Cigna Dental Health of California, Inc.	(11,100,000)				(79,334)				(11,179,334)	
11175	59-2675861	Cigna Dental Health of Colorado, Inc.	(2,500,000)				(936,329)				(3,436,329)	
95380	59-2676987	Cigna Dental Health of Delaware, Inc.					(18,874)				(18,874)	
52021	59-1611217	Cigna Dental Health of Florida, Inc.	(8,800,000)				(4,180,247)				(12,980,247)	
	06-1351097	Cigna Dental Health of Illinois, Inc.									0	
52024	59-2625350	Cigna Dental Health of Kansas, Inc.	(300,000)				(168,900)				(468,900)	
52108	59-2619589	Cigna Dental Health of Kentucky, Inc.	(3,100,000)				(1,202,307)				(4,302,307)	
48119	20-2844020	Cigna Dental Health of Maryland, Inc.	(2,900,000)				(1,103,979)				(4,003,979)	
11160	06-1582068	Cigna Dental Health of Missouri, Inc.	(865,000)				(483,934)				(1,348,934)	
11167	59-2308062	Cigna Dental Health of New Jersey, Inc.	(1,000,000)				(1,660,188)				(2,660,188)	
95179	56-1803464	Cigna Dental Health of North Carolina, Inc.					(544,514)				(544,514)	
47805	59-2579774	Cigna Dental Health of Ohio, Inc.	(2,445,000)				(883,134)				(3,328,134)	
47041	52-1220578	Cigna Dental Health of Pennsylvania, Inc.		(2,100,000)			(657,129)				(2,757,129)	
95037	59-2676977	Cigna Dental Health of Texas, Inc.	(10,250,000)				(4,350,658)				(14,600,658)	
52617	52-2188914	Cigna Dental Health of Virginia, Inc.	(2,165,000)				(631,731)				(2,796,731)	
	62-1312478	Cigna Health Corporation	(47,000,000)				45,182,170				(1,817,830)	
	02-0387748	Healthsource, Inc.	45,000,000								45,000,000	
95125	86-0334392	Cigna HealthCare of Arizona, Inc.	(20,000,000)				(4,769,723)	(604,107)			(25,373,830)	298,373
	95-3310115	Cigna HealthCare of California, Inc.		6,000,000		(147,500)	(40,388,026)	(814,511)			(35,350,037)	3,040,893
95604	84-1004500	Cigna HealthCare of Colorado, Inc.		3,000,000			(52,864)	(37,812)			2,909,324	9,661
95660	06-1141174	Cigna HealthCare of Connecticut, Inc.	(3,500,000)				(521,547)	(2,124)			(4,023,671)	543
95136	59-2089259	Cigna HealthCare of Florida, Inc.					(52,152)	20,237			(31,915)	10,605
96229	58-1641057	Cigna HealthCare of Georgia, Inc.					(36,495,947)	64,149			(36,431,798)	21,513
95602	36-3385638	Cigna HealthCare of Illinois, Inc.				(23,000)	(581,970)	(1,234,182)			(1,839,152)	577,396
95525	35-1679172	Cigna HealthCare of Indiana, Inc.		100,000			(6,371)	(660)			92,969	169
	01-0418220	Cigna HealthCare of Maine, Inc.									0	
	02-0402111	Cigna HealthCare of Massachusetts, Inc.									0	
	52-1404350	Cigna HealthCare Mid-Atlantic, Inc.									0	
95493	02-0387749	Cigna HealthCare of New Hampshire, Inc.					(9,749)				(9,749)	
95500	22-2720890	Cigna HealthCare of New Jersey, Inc.					(26,562)	374,153			347,591	2,959
95132	56-1479515	Cigna HealthCare of North Carolina, Inc.	(15,000,000)				(10,422,369)	943,190			(24,479,179)	159,613
	23-2301807	Cigna HealthCare of Pennsylvania, Inc.									0	

ANNUAL STATEMENT FOR THE YEAR 2019 OF THE CIGNA HealthCare of New Jersey Inc.

**SCHEDULE Y**

**PART 2 - SUMMARY OF INSURER'S TRANSACTIONS WITH ANY AFFILIATES**

1	2	3	4	5	6	7	8	9	10	11	12	13
NAIC Company Code	ID Number	Names of Insurers and Parent, Subsidiaries or Affiliates	Shareholder Dividends	Capital Contributions	Purchases, Sales or Exchanges of Loans, Securities, Real Estate, Mortgage Loans or Other Investments	Income/ (Disbursements) Incurred in Connection with Guarantees or Undertakings for the Benefit of any Affiliate(s)	Management Agreements and Service Contracts	Income/ (Disbursements) Incurred Under Reinsurance Agreements	*	Any Other Material Activity Not in the Ordinary Course of the Insurer's Business	Totals	Reinsurance Recoverable/ (Payable) on Losses and/or Reserve Credit Taken/(Liability)
95635	36-3359925	Cigna HealthCare of St. Louis, Inc.					(1,982,653)	(25,090)			(2,007,743)	6,911
95708	06-1185590	Cigna HealthCare of South Carolina, Inc.	(6,500,000)				(7,492,403)	(1,548)			(13,993,951)	396
95606	62-1218053	Cigna HealthCare of Tennessee, Inc.		2,000,000			(618,457)				1,381,543	135,577
95383	74-2767437	Cigna HealthCare of Texas, Inc.					(1,296,234)	(266,310)			(1,562,544)	278,270
	62-1230908	Cigna HealthCare of Utah, Inc.									0	
	00-0000000	Temple Insurance Company Limited					(22,342)				(22,342)	
	86-3581583	Arizona Health Plan, Inc.									0	
	02-0467679	Healthsource Properties, Inc.									0	
	88-0241365	Managed Care Consultants, Inc.									0	
	02-0515554	Cigna Benefit Technology Solutions, Inc.									0	
	35-1641636	Sagamore Health Network, Inc.					1,108,495				1,108,495	
	84-0985843	Cigna Healthcare Holdings, Inc.									0	
	93-1174749	Great-West Healthcare of Illinois, Inc.									0	
	02-0495422	Cigna Healthcare, Inc.					(10,729)				(10,729)	
64548	13-2556568	Cigna Life Insurance Company of New York	(17,900,000)				(441,902)	9,759,926			(8,581,976)	122,154,130
62308	06-0303370	Connecticut General Life Insurance Company	(123,600,000)	26,789,764			(10,678,721)	(148,717,469)			(256,206,426)	(795,229,496)
	81-2760646	CareAllies, LLC									0	
	32-0222252	Cigna Onsite Health, LLC					(13,576)				(13,576)	
	00-0000000	Gillette Ridge Community Council, Inc.									0	
	20-3700105	Gillette Ridge Golf LLC									0	
	52-2149519	Hazard Center Investment Company LLC									0	
	23-3074013	Tel-Drug of Pennsylvania, LLC	(101,700,000)				(40,612)				(101,740,612)	
	00-0000000	GRG Acquisitions LLC		305,757							305,757	
	27-5402196	Cigna Affiliates Realty Investment Group, LLC		(41,471,609)							(41,471,609)	
	00-0000000	Secon Properties, LP									0	
	00-0000000	Transwestern Federal Holdings, L.L.C.									0	
	00-0000000	Transwestern Federal, L.L.C.									0	
	27-3555688	CR Washington Street Investors LP									0	
	52-2099336	Dulles Town Center Mall, LLC									0	
	00-0000000	PUR Arbors Apartments Venture LLC									0	
	45-5499889	CG Seventh Street, LLC									0	
	00-0000000	Ideal Properties II LLC									0	
	80-0908244	Mallory Square Partners I, LLC									0	
	00-0000000	Houston Briar Forest Apartments Limited Partnership									0	
	00-0000000	SB-SNH LLC									0	
	00-0000000	680 Investors LLC									0	
	00-0000000	685 New Hampshire LLC									0	
	00-0000000	222 Main Street Caring GP LLC									0	
	46-4671745	222 Main Street Investors LP									0	
	00-0000000	Notch 8 Residential, L.L.C.									0	
	00-0000000	UVL, LLC									0	

42.2

**SCHEDULE Y**

**PART 2 - SUMMARY OF INSURER'S TRANSACTIONS WITH ANY AFFILIATES**

1	2	3	4	5	6	7	8	9	10	11	12	13
NAIC Company Code	ID Number	Names of Insurers and Parent, Subsidiaries or Affiliates	Shareholder Dividends	Capital Contributions	Purchases, Sales or Exchanges of Loans, Securities, Real Estate, Mortgage Loans or Other Investments	Income/ (Disbursements) Incurred in Connection with Guarantees or Undertakings for the Benefit of any Affiliate(s)	Management Agreements and Service Contracts	Income/ (Disbursements) Incurred Under Reinsurance Agreements	*	Any Other Material Activity Not in the Ordinary Course of the Insurer's Business	Totals	Reinsurance Recoverable/ (Payable) on Losses and/or Reserve Credit Taken/(Liability)
	46-4926192	3601 North Fairfax Drive Associates, LLC										0
	47-4375626	Lakehills CM CG LLC										0
	30-0939067	Affiliated Hotel Subsidiary LLC										0
	81-2650133	Berewick Apartments LLC										0
	81-3389374	CIG-LEI Ygnacio Associates LLC										0
	61-1797835	CGGL Orange Collection LLC										0
	81-3281922	CGGL Chapman LLC										0
	81-3313562	CGGL City Parkway LLC										0
	81-4139432	Heights at Bear Creek Venture LLC										0
	82-1732483	SOMA Apartments Venture LLC										0
	82-3315524	Arbor Heights Venture LLC										0
	82-1280312	CG/Wood ALTA 601, LLC										0
	82-4936006	CPI-CII 9171 Wilshire JV LLC										0
	82-4794800	9171 Wilshire CPI-CII LLC										0
	32-0570889	CARING Capitol Hill GP LLC										0
	37-1903297	CARING Capitol Hill LP LLC										0
	83-1460134	Rise-CG Capitol Hill, LP										0
	83-2318410	CARING 9171 Wilshire Investor LLC										0
	83-2318233	CARING Heights at Bear Creek Investor LLC										0
	83-2318370	CARING Dulles Town Center Investor LLC										0
	83-2562994	CARING 500 Ygnacio Investor LLC										0
	84-1960231	CARING 3130 Investor LLC										0
	83-2851501	CARING Alta Englewood Investor LLC										0
	83-2563284	CARING Alta Woodson Investor LLC										0
	83-2339522	CARING Mallory Square Investor LLC										0
	83-2563138	CARING Soma Investor LLC										0
	83-2851364	CARING Century Plaza Investor LLC										0
	83-2993316	CG-Muller 550 Winchester, LLC										0
	83-1400482	CARING Hillcrest Investor LLC										0
	82-1612980	CI-GS Hillcrest LLC										0
	83-2633790	CARING Alexan Enclave Investor LLC										0
	83-2633886	CARING Orange Collection Investor LLC										0
	00-0000000	CGGL Orange Collection Mezz LLC										0
	83-8294933	CARING South Coast Subsidiary LLC										0
	83-1400586	CARING 18th & Salmon Investor LLC										0
	82-4774243	CI-GS Portland, LLC										0
	83-3701937	CARING Firestone Investor LLC										0
	84-2083351	CG-AQ 477 South Market Street LLC										0
	83-4317078	CARING XR 2 International Investor LLC										0
	84-1843578	CGGL XR 2 International LLC										0
	83-3923178	CARING XR International Investor LLC										0
	84-1921719	CGGL XR International LLC										0
	00-0000000	CARING JA Lofts Investor GP LLC										0

ANNUAL STATEMENT FOR THE YEAR 2019 OF THE CIGNA HealthCare of New Jersey Inc.

**SCHEDULE Y**

**PART 2 - SUMMARY OF INSURER'S TRANSACTIONS WITH ANY AFFILIATES**

1	2	3	4	5	6	7	8	9	10	11	12	13
NAIC Company Code	ID Number	Names of Insurers and Parent, Subsidiaries or Affiliates	Shareholder Dividends	Capital Contributions	Purchases, Sales or Exchanges of Loans, Securities, Real Estate, Mortgage Loans or Other Investments	Income/ (Disbursements) Incurred in Connection with Guarantees or Undertakings for the Benefit of any Affiliate(s)	Management Agreements and Service Contracts	Income/ (Disbursements) Incurred Under Reinsurance Agreements	*	Any Other Material Activity Not in the Ordinary Course of the Insurer's Business	Totals	Reinsurance Recoverable/ (Payable) on Losses and/or Reserve Credit Taken/(Liability)
	00-000000	CARING JA Lofts Investor LP LLC									0	
	84-3395923	JA Lofts JV Limited Partnership									0	
	84-3406799	JA Lofts Holdings LLC									0	
	84-3254168	RISE-CG JA Lofts Limited Partnership									0	
	38-4085763	CARING Westcore Holding Investor LLC									0	
	00-0000000	Westcore CG AC, LLC									0	
	00-0000000	Westcore CG Commerce, LLC									0	
	00-0000000	Westcore CG Venture, LLC									0	
67369	59-1031071	Cigna Health and Life Insurance Company	(1,610,100,000)	(168,629,181)			158,451,282	123,071,143			(1,497,206,756)	84,373,504
	45-2681649	CarePlexus, LLC									0	
	27-3396038	Cigna Corporate Services, LLC									0	
	27-1903785	Cigna Insurance Agency, LLC									0	
	34-1970892	Ceres Sales of Ohio, LLC					(588)				(588)	
61727	34-0970995	Cigna National Health Insurance Company					(161,020)				(161,020)	
67903	23-1335885	Provident American Life & Health Insurance Company	(1,500,000)				(286,654)				(1,786,654)	
65269	75-2305400	United Benefit Life Insurance Company					(27,410)				(27,410)	
65722	63-0343428	Loyal American Life Insurance Company		(5,000,000)			(59,377,529)				(64,377,529)	
88366	59-2760189	American Retirement Life Insurance Company		30,000,000			(25,719,509)				4,280,491	
	23-3744987	QualCare Alliance Networks, Inc.									0	
	22-3129563	QualCare, Inc.					(5,279)				(5,279)	
	22-2483867	Scibal Associates, Inc.					(4,875)				(4,875)	
	46-1634843	QualCare Captive Insurance Company Inc., PCC									0	
	46-1801639	QualCare Management Resources Limited Liability Company									0	
	46-2086778	Health-Lynx, LLC									0	
77399	13-1867829	Sterling Life Insurance Company	(10,000,000)				(2,726,629)				(12,726,629)	
	91-1500758	Olympic Health Management Systems, Inc.									0	
	91-1599329	Olympic Health Management Services, Inc.									0	
	88-0455414	WorldDoc, Inc.									0	
	45-2355015	Omada Health, Inc.									0	
	83-1069280	Cigna Ventures, LLC		127,377,363							127,377,363	
	47-2746692	Cricket Health, Inc.									0	
	00-0000000	Verity Solutions Group, Inc.									0	
	23-1728483	Cigna Health Management, Inc.					114,109,679				114,109,679	
	20-8064696	Kronos Optimal Health Company					803,812				803,812	
65498	23-1503749	Life Insurance Company of North America	(200,000,000)	30,627,906			(22,397,985)	139,076,243			(52,693,836)	669,404,191
		Cigna & CMB Life Insurance Company Limited									0	
	00-0000000	Cigna & CMB Health Services Company, Ltd.									0	
	58-1136865	Cigna Direct Marketing Company, Inc.									0	

42.4



ANNUAL STATEMENT FOR THE YEAR 2019 OF THE CIGNA HealthCare of New Jersey Inc.

**SCHEDULE Y**

**PART 2 - SUMMARY OF INSURER'S TRANSACTIONS WITH ANY AFFILIATES**

1	2	3	4	5	6	7	8	9	10	11	12	13
NAIC Company Code	ID Number	Names of Insurers and Parent, Subsidiaries or Affiliates	Shareholder Dividends	Capital Contributions	Purchases, Sales or Exchanges of Loans, Securities, Real Estate, Mortgage Loans or Other Investments	Income/ (Disbursements) Incurred in Connection with Guarantees or Undertakings for the Benefit of any Affiliate(s)	Management Agreements and Service Contracts	Income/ (Disbursements) Incurred Under Reinsurance Agreements	*	Any Other Material Activity Not in the Ordinary Course of the Insurer's Business	Totals	Reinsurance Recoverable/ (Payable) on Losses and/or Reserve Credit Taken/(Liability)
	46-0427127	Tel-Drug, Inc.	(148,500,000)				(152,886)				(148,652,886)	
		Cigna Global Wellbeing Holdings Limited									0	
		Cigna Global Wellbeing Solutions Limited									0	
	98-0463704	Vielife Services, Inc.									0	
	06-1332403	CG Individual Tax Benefit Payments, Inc.									0	
	06-1332405	CG Life Pension Benefits Payments, Inc.									0	
	06-1332401	CG LINA Pension Benefits Payments, Inc.									0	
	62-1724116	Cigna Federal Benefits, Inc.									0	
	23-2741293	Cigna Healthcare Benefits, Inc.									0	
	23-2924152	Cigna Integratedcare, Inc.									0	
	23-2741294	Cigna Managed Care Benefits Company					20,616,245				20,616,245	
	06-1071502	Cigna Re Corporation									0	
	06-1522976	Blodget & Hazard Limited									0	
	06-1567902	Cigna Resource Manager, Inc.									0	
	06-1252419	Connecticut General Benefit Payments, Inc.									0	
	06-1533555	Healthsource Benefits, Inc.									0	
	35-2041388	IHN, Inc.					(6,094)				(6,094)	
	06-1252418	LINA Benefit Payments, Inc.									0	
	88-0334401	Mediversal, Inc.									0	
	88-0344624	Universal Claims Administration									0	
	27-1713977	Brighter, Inc					424,705				424,705	
	80-0818758	Patient Provider Alliance, Inc									0	
	51-0389196	Cigna Global Holdings, Inc.	(24,813,000)	160,670,875							135,857,875	
	51-0111677	Cigna International Corporation, Inc.									0	
	23-2610178	Cigna International Services, Inc.									0	
		Cigna International Marketing (Thailand) Limited									0	
	00-0000000	CGO Participatos LTDA									0	
	00-0000000	YCFM Servicios LTDA									0	
	98-0210110	Cigna Global Reinsurance Company, Ltd.	(83,677,000)				(73,877)	(125,880,361)			(209,631,238)	(109,666,054)
	23-3009279	Cigna Holdings Overseas, Inc.									0	
	00-0000000	Cigna Bellevue Alpha LLC									0	
	46-4110289	Cigna Linden Holdings, Inc.									0	
	98-1146864	Cigna Laurel Holdings, Inc									0	
	98-1232443	Cigna Palmetto Holdings, Ltd.									0	
	00-0000000	Cigna Apac Holdings, Ltd.									0	
	00-0000000	Cigna Alder Holdings, LLC									0	
	00-0000000	Cigna Walnut Holdings, Ltd.									0	
	98-1137759	Cigna Chestnut Holdings, Ltd.									0	
	00-0000000	LINA Life Insurance Company of Korea									0	14,529,469
	00-0000000	Cigna International Services Australia Pty Ltd.									0	
	00-0000000	Cigna Hong Kong Holdings Company Limited									0	

42.5

**SCHEDULE Y**

**PART 2 - SUMMARY OF INSURER'S TRANSACTIONS WITH ANY AFFILIATES**

1	2	3	4	5	6	7	8	9	10	11	12	13
NAIC Company Code	ID Number	Names of Insurers and Parent, Subsidiaries or Affiliates	Shareholder Dividends	Capital Contributions	Purchases, Sales or Exchanges of Loans, Securities, Real Estate, Mortgage Loans or Other Investments	Income/ (Disbursements) Incurred in Connection with Guarantees or Undertakings for the Benefit of any Affiliate(s)	Management Agreements and Service Contracts	Income/ (Disbursements) Incurred Under Reinsurance Agreements	*	Any Other Material Activity Not in the Ordinary Course of the Insurer's Business	Totals	Reinsurance Recoverable/ (Payable) on Losses and/or Reserve Credit Taken/(Liability)
	00-000000	Cigna Data Services (Shanghai) Company Limited									0	
	00-000000	Cigna HLA Technology Services Limited									0	
	00-000000	Cigna Worldwide General Insurance Company Limited									0	
	00-000000	Cigna Worldwide Life Insurance Company Limited					55,479				55,479	
	00-000000	Cigna International Health Services Sdn Bhd.									0	
	00-000000	Cigna New Zealand Holdings Limited									0	
	00-000000	Cigna New Zealand Finance Limited									0	
	00-000000	OnePath Life (NZ) Limited									0	
	00-000000	Cigna Life Insurance New Zealand Limited									0	
	11-9599164	Grown Ups New Zealand Limited									0	
	AA-1560515	Cigna Life Insurance Company of Canada					(7,539,467)	322,425			(7,217,042)	742,041
	00-000000	Cigna Korea Chusik Heosa (A/K/A Cigna Korea Company Limited)									0	
	00-000000	LINA Financial Service									0	
	00-000000	Cigna Spruce Holdings GmbH									0	
	00-000000	Ascent Health Services LLC									0	
	00-000000	Cigna Nederland Gamma B.V.									0	
	00-000000	Cigna Finans Emeklilik Ve Hayat A.S.									0	
	00-000000	RHP (Thailand) Limited									0	
	00-000000	Cigna Brokerage & Marketing (Thailand) Limited									0	
	00-000000	KDM (Thailand) Limited									0	
	00-000000	Cigna Insurance Public Company Limited									0	
	00-000000	Cigna Taiwan Life Assurance Company Limited									0	2,860,588
	98-1154657	Cigna Myrtle Holdings, Ltd.									0	
	98-1155943	Cigna Elmwood Holdings, Ltd.									0	
	98-1181787	Cigna Beechwood Holdings									0	
	AA-1240009	Cigna Life Insurance Company of Europe S.A.-N.V.					40,192	(165,325)			(125,133)	
	00-000000	Cigna Europe Insurance Company S.A.-N.V.									0	
	00-000000	Cigna European Services (UK) Limited									0	
	00-000000	Cigna 2000 UK Pension LTD									0	
	00-000000	Cigna Oak Holdings, LTD.									0	
	00-000000	Cigna Willow Holdings, LTD.									0	
	00-000000	FirstAssist Administration Limited									0	
	00-000000	Cigna Legal Protection U.K. Ltd.									0	
	00-000000	Cigna Insurance Services (Europe) Ltd.									0	
	00-000000	Cigna International Health Services, BVBA									0	

**SCHEDULE Y**

**PART 2 - SUMMARY OF INSURER'S TRANSACTIONS WITH ANY AFFILIATES**

1	2	3	4	5	6	7	8	9	10	11	12	13
NAIC Company Code	ID Number	Names of Insurers and Parent, Subsidiaries or Affiliates	Shareholder Dividends	Capital Contributions	Purchases, Sales or Exchanges of Loans, Securities, Real Estate, Mortgage Loans or Other Investments	Income/ (Disbursements) Incurred in Connection with Guarantees or Undertakings for the Benefit of any Affiliate(s)	Management Agreements and Service Contracts	Income/ (Disbursements) Incurred Under Reinsurance Agreements	*	Any Other Material Activity Not in the Ordinary Course of the Insurer's Business	Totals	Reinsurance Recoverable/ (Payable) on Losses and/or Reserve Credit Taken/(Liability)
	30-0526216	Cigna International Health Services, LLC									0	
	00-0000000	Cigna International Health Services Kenya Limited									0	
	00-0000000	Cigna Cedar Holdings, Ltd.									0	
	00-0000000	Cigna Insurance Middle East S.A.L.					5,875,225				5,875,225	
	00-0000000	Cigna Insurance Management Services (DIFC), Ltd.									0	
	98-1232512	Cigna Magnolia Holdings, Ltd.									0	
	00-0000000	Cigna Turkey Danismanlik Hizmetleri, A.S (A/K/A Cigna Turkey Consultancy Services, A.S.)									0	
	00-0000000	Cigna Health Solution India Pvt. Ltd.									0	
	46-4099800	Cigna Poplar Holdings, Inc.									0	
	00-0000000	PT GAR Indonesia									0	
	68-0676638	Cigna Global Insurance Company Limited					(1,979)	4,559,302			4,557,323	
	00-0000000	Manipal Cigna Health Insurance Company Limited									0	
90859	23-2088429	Cigna Worldwide Insurance Company					(78,001)	(441,269)			(519,270)	6,247,706
	AA-5360003	PT Asuransi Cigna									0	
	00-0000000	Cigna Teak Holdings, LLC									0	
	45-2884094	Express Scripts Holding Company					(365,240)				(365,240)	
	43-1420563	Express Scripts, Inc.					188,511,978				188,511,978	
	43-1832983	Express Scripts Services Co.									0	
	41-1627938	Diversified Pharmaceutical Services, Inc.									0	
	16-1526641	Diversified NY IPA, Inc.									0	
	43-1867735	ESI Mail Pharmacy Service, Inc.									0	
	20-5826948	Express Scripts Pharmaceutical Procurement, LLC									0	
	27-3542089	Econdisc Contracting Solutions, LLC									0	
	22-3114423	Express Scripts Sales Operations, Inc.									0	
	43-1869712	Express Scripts Specialty Distribution Services, Inc.									0	
	43-1925562	ESI Partnership									0	
	41-2006555	ESI Resources, Inc.									0	
	43-1925556	ESI GP Holdings, Inc.									0	
	43-1869714	Express Scripts Utilization Management Company									0	
	22-2230703	Express Scripts Strategic Development, Inc.									0	
	75-3040465	Airport Holdings, LLC									0	
	36-4369972	CuraScript, Inc.									0	
	35-1927379	Priority Healthcare Corporation									0	
	04-3546044	Lynnfield Drug, Inc.									0	

**SCHEDULE Y**  
**PART 2 - SUMMARY OF INSURER'S TRANSACTIONS WITH ANY AFFILIATES**

1	2	3	4	5	6	7	8	9	10	11	12	13
NAIC Company Code	ID Number	Names of Insurers and Parent, Subsidiaries or Affiliates	Shareholder Dividends	Capital Contributions	Purchases, Sales or Exchanges of Loans, Securities, Real Estate, Mortgage Loans or Other Investments	Income/ (Disbursements) Incurred in Connection with Guarantees or Undertakings for the Benefit of any Affiliate(s)	Management Agreements and Service Contracts	Income/ (Disbursements) Incurred Under Reinsurance Agreements	*	Any Other Material Activity Not in the Ordinary Course of the Insurer's Business	Totals	Reinsurance Recoverable/ (Payable) on Losses and/or Reserve Credit Taken/(Liability)
	20-3229217	Freedom Service Company, LLC										0
	59-3761140	Priority Healthcare Distribution, Inc.										0
	02-0523249	Freco, Inc.										0
	58-2593075	Lynnfield Compounding Center, Inc.										0
	61-1147068	SpectraCare, Inc.										0
	61-1317695	SpectraCare Health Care Ventures, Inc.										0
	61-1162797	Care Continuum, Inc.										0
	51-0500147	Matrix GPO, LLC										0
	04-2992335	Healthbridge Reimbursement & Product Support, Inc.										0
	47-2658932	Strategic Pharmaceutical Investments, LLC										0
	47-5292506	L&C Investments, LLC										0
	20-3126104	Express Scripts Senior Care Holdings, Inc.										0
	20-3126075	Express Scripts Senior Care, Inc.										0
	74-2974964	ESI Mail Order Processing, Inc. (f/k/a NXI)										0
13918	27-3175443	Express Reinsurance Company										0
	43-1942542	Express Scripts Canada Holding Co.										0
		Express Scripts Canada Co.										0
		ESI Canada										0
		ESI GP Canada ULC										0
	00-0000000	ESI GP2 Canada ULC										0
		Express Scripts Canada Wholesale										0
	00-0000000	Express Scripts Canada Services (Ontario Partnership)										0
	00-0000000	Express Scripts Pharmacy Ontario, Ltd.										0
	00-0000000	Express Scripts Pharmacy West, Ltd.										0
	00-0000000	Express Scripts Pharmacy Central, Ltd.										0
	00-0000000	Express Scripts Pharmacy Atlantic, Ltd.										0
	27-1490640	Express Scripts Canada Holding, LLC										0
	26-2159005	Healthbridge, Inc.										0
	82-0658250	Inside RX, LLC										0
	82-1350878	myMatrixx Holdings, LLC										0
	59-3720653	Matrix Healthcare Services, Inc.										0
	46-2589799	myMatrixx-B, LLC										0
	36-4833284	MyM Technology Services, LLC										0
	82-1655179	Innovative Product Alignment, LLC										0
	83-2368310	Piso Delmatico, LLC (55%)										0
	22-3461740	Medco Health Solutions, Inc.	148,800,000								148,800,000	0
	27-1506930	MAH Pharmacy, LLC										0
63762	42-1425239	Medco Containment Life Insurance Company	(148,800,000)				(177,002,093)				(325,802,093)	0

42.8

**SCHEDULE Y**  
**PART 2 - SUMMARY OF INSURER'S TRANSACTIONS WITH ANY AFFILIATES**

1	2	3	4	5	6	7	8	9	10	11	12	13
NAIC Company Code	ID Number	Names of Insurers and Parent, Subsidiaries or Affiliates	Shareholder Dividends	Capital Contributions	Purchases, Sales or Exchanges of Loans, Securities, Real Estate, Mortgage Loans or Other Investments	Income/ (Disbursements) Incurred in Connection with Guarantees or Undertakings for the Benefit of any Affiliate(s)	Management Agreements and Service Contracts	Income/ (Disbursements) Incurred Under Reinsurance Agreements	*	Any Other Material Activity Not in the Ordinary Course of the Insurer's Business	Totals	Reinsurance Recoverable/ (Payable) on Losses and/or Reserve Credit Taken/(Liability)
34720	13-3506395	Medco Containment Insurance Company of NY					(11,509,885)				(11,509,885)	
	55-0894449	Accredo Health, Incorporated									0	
	13-3888838	AHG of New York, Inc.									0	
	43-1815573	Biopartners in Care, Inc.									0	
	11-3358535	Accredo Health Group, Inc.									0	
	46-2166374	Medco Europe, LLC									0	
	27-3709630	Medco Europe II, LLC									0	
	41-2063830	Express Scripts Administrators LLC									0	
	81-0616525	Medco Health Puerto Rico, LLC									0	
	22-3474888	Systemed, LLC									0	
	26-3544786	Medco Health Services, Inc.									0	
	30-0789911	Express Scripts Pharmacy, Inc.									0	
	82-4405071	Specialty Products Acquisitions, LLC									0	
	82-4410128	ValoremRx Sourcing Solutions, LLC (50%)									0	
	00-0000000	SureScripts, LLC (16.67%)									0	
	46-4676347	eviCore 1, Inc.									0	
	14-1831391	CareCore National, LLC					9,514,318				9,514,318	
	47-2873703	CareNext Post-Acute, LLC									0	
	27-3845847	CareNext Managed Care, LLC									0	
	27-3801345	MedSolutions Holdings, Inc.									0	
	62-1615395	eviCore healthcare MSI, LLC					3,020,417				3,020,417	
10144	20-1089572	CareCore NJ, LLC					(12,539,063)				(12,539,063)	
	33-1039759	CCN-WNY IPA, LLC									0	
	45-2604992	CCN NMO, LLC									0	
	62-1872797	MedSolutions of Texas, Inc.									0	
	32-0071543	MSI Health Organization of Texas, Inc.									0	
	26-1737661	Premerus, Inc.									0	
	39-1886617	Triad Healthcare, Inc.									0	
	86-1090522	MSIAZ I, LLC									0	
	20-1749733	MSICA I, LLC									0	
	20-1222347	MSICO I, LLC									0	
	55-0840800	MSIFL, LLC									0	
	26-0181185	MSIMD I, LLC									0	
	74-3122235	MSINC I, LLC									0	
	03-0524694	MSINH, LLC									0	
	11-3715243	MSINH II, LLC									0	
	20-1749446	MSINJ I, LLC									0	
	20-1761914	MSINV I, LLC									0	
	27-5492993	MSI HT, LLC									0	
	27-5493148	MSI LT, LLC									0	
	27-5493321	MSI SAR-GW, LLC									0	
	55-0840806	MSISC II, LLC									0	
	26-0336736	MSIVT I, LLC									0	

**SCHEDULE Y**

**PART 2 - SUMMARY OF INSURER'S TRANSACTIONS WITH ANY AFFILIATES**

1	2	3	4	5	6	7	8	9	10	11	12	13
NAIC Company Code	ID Number	Names of Insurers and Parent, Subsidiaries or Affiliates	Shareholder Dividends	Capital Contributions	Purchases, Sales or Exchanges of Loans, Securities, Real Estate, Mortgage Loans or Other Investments	Income/ (Disbursements) Incurred in Connection with Guarantees or Undertakings for the Benefit of any Affiliate(s)	Management Agreements and Service Contracts	Income/ (Disbursements) Incurred Under Reinsurance Agreements	*	Any Other Material Activity Not in the Ordinary Course of the Insurer's Business	Totals	Reinsurance Recoverable/ (Payable) on Losses and/or Reserve Credit Taken/(Liability)
	20-2536458	MSIWA, LLC									0	
	16-1513067	Palladian Independent Practice Association, LLC									0	
	26-1937849	Palladian Health of Florida, LLC									0	
	59-3466707	Chiro Alliance Corporation									0	
	46-1543748	AS Acquisition Corp.									0	
	27-3611739	HealthFortis, Inc.									0	
	71-0958489	DNA Direct, Inc.									0	
	95-4034089	Landmark Healthcare, Inc.									0	
	68-0393103	Landmark Healthcare Services, Inc.									0	
	86-0805962	Landmark Healthcare Colorado, Inc.									0	
	45-5569416	QPID Health, LLC									0	
9999999	Control Totals		0	0	0	0	0	0	XXX	0	0	0

# SUPPLEMENTAL EXHIBITS AND SCHEDULES INTERROGATORIES

The following supplemental reports are required to be filed as part of your statement filing unless specifically waived by the domiciliary state. However, in the event that your domiciliary state waives the filing requirement, your response of WAIVED to the specific interrogatory will be accepted in lieu of filing a "NONE" report and a bar code will be printed below. If the supplement is required of your company but is not being filed for whatever reason enter SEE EXPLANATION and provide an explanation following the interrogatory questions.









	Responses
<b>MARCH FILING</b>	
1. Will the Supplemental Compensation Exhibit be filed with the state of domicile by March 1? .....	YES
2. Will an actuarial opinion be filed by March 1? .....	YES
3. Will the confidential Risk-based Capital Report be filed with the NAIC by March 1?.....	YES
4. Will the confidential Risk-based Capital Report be filed with the state of domicile, if required, by March 1?.....	YES
<b>APRIL FILING</b>	
5. Will Management's Discussion and Analysis be filed by April 1? .....	YES
6. Will the Supplemental Investment Risks Interrogatories be filed by April 1? .....	YES
7. Will the Accident and Health Policy Experience Exhibit be filed by April 1? .....	YES
<b>JUNE FILING</b>	
8. Will an audited financial report be filed by June 1? .....	YES
9. Will Accountant's Letter of Qualifications be filed with the state of domicile and electronically with the NAIC by June 1? .....	YES
<b>AUGUST FILING</b>	
10. Will the regulator-only (non-public) Communication of Internal Control Related Matters Noted in Audit be filed with the state of domicile and electronically with the NAIC (as a regulator-only non-public document) by August 1? .....	YES

The following supplemental reports are required to be filed as part of your annual statement filing **if your company is engaged in the type of business covered by the supplement. However, in the event that your company does not transact the type of business for which the special report must be filed, your response of NO to the specific interrogatory will be accepted in lieu of filing a "NONE" report and a bar code will be printed below.** If the supplement is required of your company but is not being filed for whatever reason enter SEE EXPLANATION and provide an explanation following the interrogatory questions.

<b>MARCH FILING</b>	
11. Will the Medicare Supplement Insurance Experience Exhibit be filed with the state of domicile and the NAIC by March 1? .....	NO
12. Will the Supplemental Life data due March 1 be filed with the state of domicile and the NAIC? .....	NO
13. Will Schedule SIS (Stockholder Information Supplement) be filed with the state of domicile by March 1?.....	NO
14. Will the actuarial opinion on participating and non-participating policies as required in Interrogatories 1 and 2 on Exhibit 5 to Life Supplement be filed with the state of domicile and electronically with the NAIC by March 1?.....	NO
15. Will the actuarial opinion on non-guaranteed elements as required in Interrogatory 3 to Exhibit 5 to Life Supplement be filed with the state of domicile and electronically with the NAIC by March 1?.....	NO
16. Will the Medicare Part D Coverage Supplement be filed with the state of domicile and the NAIC by March 1?.....	NO
17. Will an approval from the reporting entity's state of domicile for relief related to the five-year rotation requirement for lead audit partner be filed electronically with the NAIC by March 1? .....	NO
18. Will an approval from the reporting entity's state of domicile for relief related to the one-year cooling off period for independent CPA be filed electronically with the NAIC by March 1? .....	NO
19. Will an approval from the reporting entity's state of domicile for relief related to the Requirements for Audit Committees be filed electronically with the NAIC by March 1?.....	NO
<b>APRIL FILING</b>	
20. Will the Long-Term Care Experience Reporting Forms be filed with the state of domicile and the NAIC by April 1? .....	NO
21. Will the Supplemental Life data due April 1 be filed with the state of domicile and the NAIC? .....	NO
22. Will the Supplemental Health Care Exhibit (Parts 1, 2 and 3) be filed with the state of domicile and the NAIC by April 1? .....	YES
23. Will the regulator only (non-public) Supplemental Health Care Exhibit's Expense Allocation Report be filed with the state of domicile and the NAIC by April 1? .....	YES
24. Will the Life, Health & Annuity Guaranty Association Model Act Assessment Base Reconciliation Exhibit be filed with the state of domicile and the NAIC by April 1? .....	YES
25. Will the Adjustments to the Life, Health & Annuity Guaranty Association Model Act Assessment Base Reconciliation Exhibit (if required) be filed with the state of domicile and the NAIC by April 1? .....	YES
<b>AUGUST FILING</b>	
26. Will Management's Report of Internal Control Over Financial Reporting be filed with the state of domicile by August 1? .....	YES

- Explanations:
- 11.
  - 12.
  - 13.
  - 14.
  - 15.
  - 16.
  - 17.
  - 18.
  - 19.
  - 20.
  - 21.

Bar Codes:

11. Medicare Supplement Insurance Experience Exhibit [Document Identifier 360]	
12. Life Supplement [Document Identifier 205]	
13. SIS Stockholder Information Supplement [Document Identifier 420]	
14. Participating Opinion for Exhibit 5 [Document Identifier 371]	
15. Non-Guaranteed Opinion for Exhibit 5 [Document Identifier 370]	
16. Medicare Part D Coverage Supplement [Document Identifier 365]	
17. Relief from the five-year rotation requirement for lead audit partner [Document Identifier 224]	
18. Relief from the one-year cooling off period for independent CPA [Document Identifier 225]	

# SUPPLEMENTAL EXHIBITS AND SCHEDULES INTERROGATORIES

19. Relief from the Requirements for Audit Committees [Document Identifier 226]



20. Long-Term Care Experience Reporting Forms [Document Identifier 306]



21. Life Supplement [Document Identifier 211]





## ALPHABETICAL INDEX

### ANNUAL STATEMENT BLANK

Analysis of Operations By Lines of Business .....	7
Assets .....	2
Cash Flow .....	6
Exhibit 1 - Enrollment By Product Type for Health Business Only .....	17
Exhibit 2 - Accident and Health Premiums Due and Unpaid .....	18
Exhibit 3 - Health Care Receivables .....	19
Exhibit 3A - Analysis of Health Care Receivables Collected and Accrued .....	20
Exhibit 4 - Claims Unpaid and Incentive Pool, Withhold and Bonus .....	21
Exhibit 5 - Amounts Due From Parent, Subsidiaries and Affiliates .....	22
Exhibit 6 - Amounts Due To Parent, Subsidiaries and Affiliates .....	23
Exhibit 7 - Part 1 - Summary of Transactions With Providers .....	24
Exhibit 7 - Part 2 - Summary of Transactions With Intermediaries .....	24
Exhibit 8 - Furniture, Equipment and Supplies Owned .....	25
Exhibit of Capital Gains (Losses) .....	15
Exhibit of Net Investment Income .....	15
Exhibit of Nonadmitted Assets .....	16
Exhibit of Premiums, Enrollment and Utilization (State Page) .....	30
Five-Year Historical Data .....	29
General Interrogatories .....	27
Jurat Page .....	1
Liabilities, Capital and Surplus .....	3
Notes To Financial Statements .....	26
Overflow Page For Write-ins .....	44
Schedule A - Part 1 .....	E01
Schedule A - Part 2 .....	E02
Schedule A - Part 3 .....	E03
Schedule A - Verification Between Years .....	SI02
Schedule B - Part 1 .....	E04
Schedule B - Part 2 .....	E05
Schedule B - Part 3 .....	E06
Schedule B - Verification Between Years .....	SI02
Schedule BA - Part 1 .....	E07
Schedule BA - Part 2 .....	E08
Schedule BA - Part 3 .....	E09
Schedule BA - Verification Between Years .....	SI03
Schedule D - Part 1 .....	E10
Schedule D - Part 1A - Section 1 .....	SI05
Schedule D - Part 1A - Section 2 .....	SI08
Schedule D - Part 2 - Section 1 .....	E11
Schedule D - Part 2 - Section 2 .....	E12
Schedule D - Part 3 .....	E13
Schedule D - Part 4 .....	E14
Schedule D - Part 5 .....	E15
Schedule D - Part 6 - Section 1 .....	E16
Schedule D - Part 6 - Section 2 .....	E16
Schedule D - Summary By Country .....	SI04
Schedule D - Verification Between Years .....	SI03
Schedule DA - Part 1 .....	E17
Schedule DA - Verification Between Years .....	SI10
Schedule DB - Part A - Section 1 .....	E18
Schedule DB - Part A - Section 2 .....	E19
Schedule DB - Part A - Verification Between Years .....	SI11
Schedule DB - Part B - Section 1 .....	E20
Schedule DB - Part B - Section 2 .....	E21
Schedule DB - Part B - Verification Between Years .....	SI11
Schedule DB - Part C - Section 1 .....	SI12
Schedule DB - Part C - Section 2 .....	SI13
Schedule DB - Part D - Section 1 .....	E22
Schedule DB - Part D - Section 2 .....	E23
Schedule DB - Part E .....	E24
Schedule DB - Verification .....	SI14
Schedule DL - Part 1 .....	E25
Schedule DL - Part 2 .....	E26
Schedule E - Part 1 - Cash .....	E27
Schedule E - Part 2 - Cash Equivalents .....	E28
Schedule E - Part 2 - Verification Between Years .....	SI15
Schedule E - Part 3 - Special Deposits .....	E29

**ANNUAL STATEMENT BLANK (Continued)**

Schedule S - Part 1 - Section 2 .....	31
Schedule S - Part 2 .....	32
Schedule S - Part 3 - Section 2 .....	33
Schedule S - Part 4 .....	34
Schedule S - Part 5 .....	35
Schedule S - Part 6.....	36
Schedule S - Part 7.....	37
Schedule T - Part 2 - Interstate Compact .....	39
Schedule T - Premiums and Other Considerations .....	38
Schedule Y - Information Concerning Activities of Insurer Members of a Holding Company Group .....	40
Schedule Y - Part 1A - Detail of Insurance Holding Company System .....	41
Schedule Y - Part 2 - Summary of Insurer's Transactions With Any Affiliates .....	42
Statement of Revenue and Expenses .....	4
Summary Investment Schedule .....	SI01
Supplemental Exhibits and Schedules Interrogatories .....	43
Underwriting and Investment Exhibit - Part 1 .....	8
Underwriting and Investment Exhibit - Part 2 .....	9
Underwriting and Investment Exhibit - Part 2A .....	10
Underwriting and Investment Exhibit - Part 2B .....	11
Underwriting and Investment Exhibit - Part 2C .....	12
Underwriting and Investment Exhibit - Part 2D .....	13
Underwriting and Investment Exhibit - Part 3 .....	14