



HEALTH ANNUAL STATEMENT

FOR THE YEAR ENDED DECEMBER 31, 2019
OF THE CONDITION AND AFFAIRS OF THE

Oxford Health Plans (NJ), Inc.

NAIC Group Code 0707 0707 NAIC Company Code 95506 Employer's ID Number 22-2745725
(Current) (Prior)

Organized under the Laws of New Jersey, State of Domicile or Port of Entry NJ

Country of Domicile United States of America

Licensed as business type: Health Maintenance Organization

Is HMO Federally Qualified? Yes [] No [X]

Incorporated/Organized 04/17/1985 Commenced Business 09/12/1985

Statutory Home Office 170 Wood Avenue, Floor 3, Iselin, NJ, US 08830
(Street and Number) (City or Town, State, Country and Zip Code)

Main Administrative Office 4 Research Drive, 5th Floor
(Street and Number) Shelton, CT, US 06484, 203-447-4500
(City or Town, State, Country and Zip Code) (Area Code) (Telephone Number)

Mail Address 4 Research Drive, 5th Floor, Shelton, CT, US 06484
(Street and Number or P.O. Box) (City or Town, State, Country and Zip Code)

Primary Location of Books and Records 4 Research Drive, 5th Floor
(Street and Number) Shelton, CT, US 06484, 203-447-4500
(City or Town, State, Country and Zip Code) (Area Code) (Telephone Number)

Internet Website Address www.oxfordhealth.com

Statutory Statement Contact Joseph James Dewey, 203-447-4444
(Name) (Area Code) (Telephone Number)
joseph.j.dewey@uhc.com, 203-447-4451
(E-mail Address) (FAX Number)

OFFICERS

President Paul Owen Marden Chief Financial Officer Richard Michael Hersch #
Secretary John Joseph Matthews Treasurer Peter Marshall Gill

OTHER

Sanford Paul Cohen M.D., Chief Medical Officer Nyle Brent Cottingham, Vice President William John Golden, Chair
Heather Anastasia Lang, Assistant Secretary Jessica Leigh Zuba, Assistant Secretary

DIRECTORS OR TRUSTEES

Phillip Robert Franz William John Golden Paul Owen Marden
Sandra Denise Bruce Nichols M.D. Randall Harrison Weinstock

State of Minnesota SS:
County of Hennepin

The officers of this reporting entity being duly sworn, each depose and say that they are the described officers of said reporting entity, and that on the reporting period stated above, all of the herein described assets were the absolute property of the said reporting entity, free and clear from any liens or claims thereon, except as herein stated, and that this statement, together with related exhibits, schedules and explanations therein contained, annexed or referred to, is a full and true statement of all the assets and liabilities and of the condition and affairs of the said reporting entity as of the reporting period stated above, and of its income and deductions therefrom for the period ended, and have been completed in accordance with the NAIC Annual Statement Instructions and Accounting Practices and Procedures manual except to the extent that: (1) state law may differ; or, (2) that state rules or regulations require differences in reporting not related to accounting practices and procedures, according to the best of their information, knowledge and belief, respectively. Furthermore, the scope of this attestation by the described officers also includes the related corresponding electronic filing with the NAIC, when required, that is an exact copy (except for formatting differences due to electronic filing) of the enclosed statement. The electronic filing may be requested by various regulators in lieu of or in addition to the enclosed statement.

Paul Owen Marden
President

Heather Anastasia Lang
Assistant Secretary

Richard Michael Hersch
Chief Financial Officer

Subscribed and sworn to before me this
16 day of January 2020

- a. Is this an original filing? Yes [X] No []
b. If no,
1. State the amendment number.....
2. Date filed
3. Number of pages attached.....

Sandra Lee Morgan
Notary Public - Minnesota
January 31, 2024

EXHIBIT 2 - ACCIDENT AND HEALTH PREMIUMS DUE AND UNPAID

1 Name of Debtor	2 1 - 30 Days	3 31 - 60 Days	4 61 - 90 Days	5 Over 90 Days	6 Nonadmitted	7 Admitted
0199999 Total individuals.....	0	0	0	0	0	0
Group Subscribers:						
0299998. Premiums due and unpaid not individually listed	0	0	0	0	0	0
0299999. Total group	0	0	0	0	0	0
0399999. Premiums due and unpaid from Medicare entities	19,013	1,410	1,452	8,441	28,011	2,304
0499999. Premiums due and unpaid from Medicaid entities	0	0	0	0	0	0
0599999 Accident and health premiums due and unpaid (Page 2, Line 15)	19,013	1,410	1,452	8,441	28,011	2,304

ANNUAL STATEMENT FOR THE YEAR 2019 OF THE Oxford Health Plans (NJ), Inc.

EXHIBIT 3 - HEALTH CARE RECEIVABLES

1 Name of Debtor	2 1 - 30 Days	3 31 - 60 Days	4 61 - 90 Days	5 Over 90 Days	6 Nonadmitted	7 Admitted
OptumRx, Inc	33,422,271	685,244	1,014,006	0	19,667	35,101,854
0199998. Aggregate Pharmaceutical Rebate Receivables Not Individually Listed	0	0	0	0	0	0
0199999. Total Pharmaceutical Rebate Receivables	33,422,271	685,244	1,014,006	0	19,667	35,101,854
0299998. Aggregate Claim Overpayment Receivables Not Individually Listed	502,329	50,643	58,771	1,179,452	1,703,301	87,894
0299999. Total Claim Overpayment Receivables	502,329	50,643	58,771	1,179,452	1,703,301	87,894
0399998. Aggregate Loans and Advances to Providers Not Individually Listed	0	0	0	0	0	0
0399999. Total Loans and Advances to Providers	0	0	0	0	0	0
0499998. Aggregate Capitation Arrangement Receivables Not Individually Listed	0	0	13,847	109,669	123,516	0
0499999. Total Capitation Arrangement Receivables	0	0	13,847	109,669	123,516	0
0599998. Aggregate Risk Sharing Receivables Not Individually Listed	0	0	0	0	0	0
0599999. Total Risk Sharing Receivables	0	0	0	0	0	0
0699998. Aggregate Other Receivables Not Individually Listed	0	0	0	0	0	0
0699999. Total Other Receivables	0	0	0	0	0	0
.....						
.....						
.....						
.....						
.....						
.....						
.....						
.....						
.....						
.....						
.....						
.....						
0799999 Gross health care receivables	33,924,600	735,887	1,086,624	1,289,121	1,846,484	35,189,748

EXHIBIT 3A - ANALYSIS OF HEALTH CARE RECEIVABLES COLLECTED AND ACCRUED

Type of Health Care Receivable	Health Care Receivables Collected During the Year		Health Care Receivables Accrued as of December 31 of Current Year		5 Health Care Receivables in Prior Years (Columns 1 + 3)	6 Estimated Health Care Receivables Accrued as of December 31 of Prior Year
	1 On Amounts Accrued Prior to January 1 of Current Year	2 On Amounts Accrued During the Year	3 On Amounts Accrued December 31 of Prior Year	4 On Amounts Accrued During the Year		
1. Pharmaceutical rebate receivables	28,827,274	59,185,469	16,013	35,105,508	28,843,287	31,379,326
2. Claim overpayment receivables	1,497,875	14,775,151	1,139,872	651,323	2,637,747	2,673,053
3. Loans and advances to providers	0	0	0	0	0	0
4. Capitation arrangement receivables	76,900	0	0	123,516	76,900	76,900
5. Risk sharing receivables	56,247	0	0	0	56,247	138,281
6. Other health care receivables.....	0	0	0	0	0	0
7. Totals (Lines 1 through 6)	30,458,296	73,960,620	1,155,885	35,880,347	31,614,181	34,267,560

Note that the accrued amounts in Columns 3, 4, and 6 are the total health care receivables, not just the admitted portion.

EXHIBIT 4 - CLAIMS UNPAID AND INCENTIVE POOL, WITHHOLD AND BONUS (Reported and Unreported)

Aging Analysis of Unpaid Claims

1 Account	2 1 - 30 Days	3 31 - 60 Days	4 61 - 90 Days	5 91 - 120 Days	6 Over 120 Days	7 Total
Claims Unpaid (Reported)						
0199999. Individually listed claims unpaid	0	0	0	0	0	0
0299999. Aggregate accounts not individually listed- uncovered	12,780	340	29	23	29,364	42,536
0399999. Aggregate accounts not individually listed-covered	14,937,542	1,528,283	277,215	121,611	954,212	17,818,863
0499999. Subtotals	14,950,322	1,528,623	277,244	121,634	983,576	17,861,399
0599999. Unreported claims and other claim reserves						37,293,807
0699999. Total amounts withheld						2,866,541
0799999. Total claims unpaid						58,021,747
.....						
.....						
.....						
.....						
.....						
.....						
.....						
.....						
.....						
.....						
.....						
.....						
.....						
.....						
.....						
0899999 Accrued medical incentive pool and bonus amounts						1,803,352

EXHIBIT 5 - AMOUNTS DUE FROM PARENT, SUBSIDIARIES AND AFFILIATES

1 Name of Affiliate	2 1 - 30 Days	3 31 - 60 Days	4 61 - 90 Days	5 Over 90 Days	6 Nonadmitted	Admitted	
						7 Current	8 Non-Current
United HealthCare Services, Inc.	110,346	0	0	0	0	110,346	0
0199999. Individually listed receivables	110,346	0	0	0	0	110,346	0
0299999. Receivables not individually listed	0	0	0	0	0	0	0
0399999 Total gross amounts receivable	110,346	0	0	0	0	110,346	0

EXHIBIT 6 - AMOUNTS DUE TO PARENT, SUBSIDIARIES AND AFFILIATES

1 Affiliate	2 Description	3 Amount	4 Current	5 Non-Current
United HealthCare Services, Inc.	Intercompany Payables	13,477,301	13,477,301	0
0199999. Individually listed payables		13,477,301	13,477,301	0
0299999. Payables not individually listed		0	0	0
0399999 Total gross payables		13,477,301	13,477,301	0

EXHIBIT 7 PART 1- SUMMARY OF TRANSACTIONS WITH PROVIDERS

Payment Method	1 Direct Medical Expense Payment	2 Column 1 as a % of Total Payments	3 Total Members Covered	4 Column 3 as a % of Total Members	5 Column 1 Expenses Paid to Affiliated Providers	6 Column 1 Expenses Paid to Non-Affiliated Providers
Capitation Payments:						
1. Medical groups	0	0.0	0	0.0	0	0
2. Intermediaries	224,079,409	34.6	47,966	99.6	224,079,409	0
3. All other providers	876,886	0.1	188	0.4	0	876,886
4. Total capitation payments	224,956,295	34.7	48,154	100.0	224,079,409	876,886
Other Payments:						
5. Fee-for-service	64,203,236	9.9	XXX	XXX	10,642,205	53,561,031
6. Contractual fee payments	354,396,678	54.7	XXX	XXX	20,704,424	333,692,254
7. Bonus/withhold arrangements - fee-for-service	0	0.0	XXX	XXX	0	0
8. Bonus/withhold arrangements - contractual fee payments	4,369,366	0.7	XXX	XXX	0	4,369,366
9. Non-contingent salaries	0	0.0	XXX	XXX	0	0
10. Aggregate cost arrangements	0	0.0	XXX	XXX	0	0
11. All other payments	0	0.0	XXX	XXX	0	0
12. Total other payments	422,969,280	65.3	XXX	XXX	31,346,629	391,622,651
13. TOTAL (Line 4 plus Line 12)	647,925,575	100%	XXX	XXX	255,426,038	392,499,537

EXHIBIT 7 - PART 2 - SUMMARY OF TRANSACTIONS WITH INTERMEDIARIES

1 NAIC Code	2 Name of Intermediary	3 Capitation Paid	4 Average Monthly Capitation	5 Intermediary's Total Adjusted Capital	6 Intermediary's Authorized Control Level RBC
	LifePrint Health, Inc.	206,890,787	17,240,899	0	0
	OptumRx, Inc.	15,794,709	1,316,226	0	0
	United Behavioral Health	1,190,904	99,242	0	0
	Ear Professionals International Corporation	203,009	16,917	0	0
9999999 Totals		224,079,409	XXX	XXX	XXX

EXHIBIT 8 - FURNITURE, EQUIPMENT AND SUPPLIES OWNED

Description	1 Cost	2 Improvements	3 Accumulated Depreciation	4 Book Value Less Encumbrances	5 Assets Not Admitted	6 Net Admitted Assets
1. Administrative furniture and equipment	NONE					
2. Medical furniture, equipment and fixtures						
3. Pharmaceuticals and surgical supplies						
4. Durable medical equipment						
5. Other property and equipment						
6. Total						



ANNUAL STATEMENT FOR THE YEAR 2019 OF THE Oxford Health Plans (NJ), Inc.

EXHIBIT OF PREMIUMS, ENROLLMENT AND UTILIZATION (a)

REPORT FOR: 1. CORPORATION

Oxford Health Plans (NJ), Inc.

2. Iselin, NJ

NAIC Group Code	0707	BUSINESS IN THE STATE OF		DURING THE YEAR							(LOCATION)	
		Delaware		2019							NAIC Company Code	
		1	Comprehensive (Hospital & Medical)		4	5	6	7	8	9	10	
	Total	2	3	Medicare Supplement	Vision Only	Dental Only	Federal Employees Health Benefit Plan	Title XVIII Medicare	Title XIX Medicaid	Other		
Total Members at end of:												
1. Prior Year	1,749	0	0	0	0	0	0	1,749	0	0		
2. First Quarter	2,133	0	0	0	0	0	0	2,133	0	0		
3. Second Quarter	2,380	0	0	0	0	0	0	2,380	0	0		
4. Third Quarter	2,556	0	0	0	0	0	0	2,556	0	0		
5. Current Year	2,621	0	0	0	0	0	0	2,621	0	0		
6. Current Year Member Months	28,412	0	0	0	0	0	0	28,412	0	0		
Total Member Ambulatory Encounters for Year:												
7. Physician	42,498	0	0	0	0	0	0	42,498	0	0		
8. Non-Physician	20,790	0	0	0	0	0	0	20,790	0	0		
9. Total	63,288	0	0	0	0	0	0	63,288	0	0		
10. Hospital Patient Days Incurred	8,538	0	0	0	0	0	0	8,538	0	0		
11. Number of Inpatient Admissions	985	0	0	0	0	0	0	985	0	0		
12. Health Premiums Written (b)	37,740,731	0	0	0	0	0	0	37,740,731	0	0		
13. Life Premiums Direct	0	0	0	0	0	0	0	0	0	0		
14. Property/Casualty Premiums Written	0	0	0	0	0	0	0	0	0	0		
15. Health Premiums Earned	39,569,940	0	0	0	0	0	0	39,569,940	0	0		
16. Property/Casualty Premiums Earned	0	0	0	0	0	0	0	0	0	0		
17. Amount Paid for Provision of Health Care Services	34,348,532	0	0	0	0	0	0	34,348,532	0	0		
18. Amount Incurred for Provision of Health Care Services	31,701,265	0	0	0	0	0	0	31,701,265	0	0		

(a) For health business: number of persons insured under PPO managed care products0 and number of persons insured under indemnity only products0 .

(b) For health premiums written: amount of Medicare Title XVIII exempt from state taxes or fees \$37,740,731

30 DE



ANNUAL STATEMENT FOR THE YEAR 2019 OF THE Oxford Health Plans (NJ), Inc.

EXHIBIT OF PREMIUMS, ENROLLMENT AND UTILIZATION (a)

REPORT FOR: 1. CORPORATION

Oxford Health Plans (NJ), Inc.

2. Iselin, NJ

NAIC Group Code	0707	BUSINESS IN THE STATE OF		DURING THE YEAR							(LOCATION)	
		Missouri		2019							NAIC Company Code	
		1	Comprehensive (Hospital & Medical)		4	5	6	7	8	9	10	
	Total	2	3	Medicare Supplement	Vision Only	Dental Only	Federal Employees Health Benefit Plan	Title XVIII Medicare	Title XIX Medicaid	Other		
Total Members at end of:												
1. Prior Year	0	0	0	0	0	0	0	0	0	0		
2. First Quarter	0	0	0	0	0	0	0	0	0	0		
3. Second Quarter	0	0	0	0	0	0	0	0	0	0		
4. Third Quarter	0	0	0	0	0	0	0	0	0	0		
5. Current Year	0	0	0	0	0	0	0	0	0	0		
6. Current Year Member Months	0	0	0	0	0	0	0	0	0	0		
Total Member Ambulatory Encounters for Year:												
7. Physician	0	0	0	0	0	0	0	0	0	0		
8. Non-Physician	0	0	0	0	0	0	0	0	0	0		
9. Total	0	0	0	0	0	0	0	0	0	0		
10. Hospital Patient Days Incurred	0	0	0	0	0	0	0	0	0	0		
11. Number of Inpatient Admissions	0	0	0	0	0	0	0	0	0	0		
12. Health Premiums Written (b)	0	0	0	0	0	0	0	0	0	0		
13. Life Premiums Direct	0	0	0	0	0	0	0	0	0	0		
14. Property/Casualty Premiums Written	0	0	0	0	0	0	0	0	0	0		
15. Health Premiums Earned	(1)	0	0	0	0	0	0	(1)	0	0		
16. Property/Casualty Premiums Earned	0	0	0	0	0	0	0	0	0	0		
17. Amount Paid for Provision of Health Care Services	(23)	0	0	0	0	0	0	(23)	0	0		
18. Amount Incurred for Provision of Health Care Services	(1,801)	0	0	0	0	0	0	(1,801)	0	0		

(a) For health business: number of persons insured under PPO managed care products0 and number of persons insured under indemnity only products0 .

(b) For health premiums written: amount of Medicare Title XVIII exempt from state taxes or fees \$0

30.MO



ANNUAL STATEMENT FOR THE YEAR 2019 OF THE Oxford Health Plans (NJ), Inc.

EXHIBIT OF PREMIUMS, ENROLLMENT AND UTILIZATION (a)

REPORT FOR: 1. CORPORATION

Oxford Health Plans (NJ), Inc.

2. Iselin, NJ

NAIC Group Code	0707	BUSINESS IN THE STATE OF		DURING THE YEAR							(LOCATION)	
		New Jersey		2019							NAIC Company Code	
		1	Comprehensive (Hospital & Medical)		4	5	6	7	8	9	10	
	Total	2	3	Medicare Supplement	Vision Only	Dental Only	Federal Employees Health Benefit Plan	Title XVIII Medicare	Title XIX Medicaid	Other		
Total Members at end of:												
1. Prior Year	24,983	0	3,034	0	0	0	0	21,949	0	0		
2. First Quarter	23,868	0	708	0	0	0	0	23,160	0	0		
3. Second Quarter	24,707	0	594	0	0	0	0	24,113	0	0		
4. Third Quarter	25,008	0	411	0	0	0	0	24,597	0	0		
5. Current Year	24,736	0	403	0	0	0	0	24,333	0	0		
6. Current Year Member Months	293,489	0	6,775	0	0	0	0	286,714	0	0		
Total Member Ambulatory Encounters for Year:												
7. Physician	429,464	0	4,246	0	0	0	0	425,218	0	0		
8. Non-Physician	208,145	0	124	0	0	0	0	208,021	0	0		
9. Total	637,609	0	4,370	0	0	0	0	633,239	0	0		
10. Hospital Patient Days Incurred	83,513	0	957	0	0	0	0	82,556	0	0		
11. Number of Inpatient Admissions	10,219	0	108	0	0	0	0	10,111	0	0		
12. Health Premiums Written (b)	424,243,242	697	3,606,915	0	0	0	0	420,635,630	0	0		
13. Life Premiums Direct	0	0	0	0	0	0	0	0	0	0		
14. Property/Casualty Premiums Written	0	0	0	0	0	0	0	0	0	0		
15. Health Premiums Earned	444,062,629	697	3,606,915	0	0	0	0	440,455,017	0	0		
16. Property/Casualty Premiums Earned	0	0	0	0	0	0	0	0	0	0		
17. Amount Paid for Provision of Health Care Services	343,677,394	108,000	6,729,415	0	0	0	0	336,839,979	0	0		
18. Amount Incurred for Provision of Health Care Services	350,157,704	(308,025)	4,503,869	0	0	0	0	345,961,860	0	0		

(a) For health business: number of persons insured under PPO managed care products0 and number of persons insured under indemnity only products0 .

(b) For health premiums written: amount of Medicare Title XVIII exempt from state taxes or fees \$420,635,630



ANNUAL STATEMENT FOR THE YEAR 2019 OF THE Oxford Health Plans (NJ), Inc.

EXHIBIT OF PREMIUMS, ENROLLMENT AND UTILIZATION (a)

REPORT FOR: 1. CORPORATION

Oxford Health Plans (NJ), Inc.

2. Iselin, NJ

NAIC Group Code	0707	BUSINESS IN THE STATE OF		DURING THE YEAR							(LOCATION)	
		Oregon		2019							NAIC Company Code	
		1	Comprehensive (Hospital & Medical)		4	5	6	7	8	9	10	
	Total	2	3	Medicare Supplement	Vision Only	Dental Only	Federal Employees Health Benefit Plan	Title XVIII Medicare	Title XIX Medicaid	Other		
Total Members at end of:												
1. Prior Year	168	0	0	0	0	0	0	168	0	0		
2. First Quarter	177	0	0	0	0	0	0	177	0	0		
3. Second Quarter	181	0	0	0	0	0	0	181	0	0		
4. Third Quarter	203	0	0	0	0	0	0	203	0	0		
5. Current Year	212	0	0	0	0	0	0	212	0	0		
6. Current Year Member Months	2,253	0	0	0	0	0	0	2,253	0	0		
Total Member Ambulatory Encounters for Year:												
7. Physician	7,730	0	0	0	0	0	0	7,730	0	0		
8. Non-Physician	3,781	0	0	0	0	0	0	3,781	0	0		
9. Total	11,511	0	0	0	0	0	0	11,511	0	0		
10. Hospital Patient Days Incurred	43	0	0	0	0	0	0	43	0	0		
11. Number of Inpatient Admissions	9	0	0	0	0	0	0	9	0	0		
12. Health Premiums Written (b)	6,578,053	0	0	0	0	0	0	6,578,053	0	0		
13. Life Premiums Direct	0	0	0	0	0	0	0	0	0	0		
14. Property/Casualty Premiums Written	0	0	0	0	0	0	0	0	0	0		
15. Health Premiums Earned	6,596,510	0	0	0	0	0	0	6,596,510	0	0		
16. Property/Casualty Premiums Earned	0	0	0	0	0	0	0	0	0	0		
17. Amount Paid for Provision of Health Care Services	6,247,389	0	0	0	0	0	0	6,247,389	0	0		
18. Amount Incurred for Provision of Health Care Services	6,236,445	0	0	0	0	0	0	6,236,445	0	0		

(a) For health business: number of persons insured under PPO managed care products0 and number of persons insured under indemnity only products0 .

(b) For health premiums written: amount of Medicare Title XVIII exempt from state taxes or fees \$6,578,053

30. OR



ANNUAL STATEMENT FOR THE YEAR 2019 OF THE Oxford Health Plans (NJ), Inc.

EXHIBIT OF PREMIUMS, ENROLLMENT AND UTILIZATION (a)

REPORT FOR: 1. CORPORATION

Oxford Health Plans (NJ), Inc.

2. Iselin, NJ

NAIC Group Code	0707	BUSINESS IN THE STATE OF		DURING THE YEAR							(LOCATION)	
		Pennsylvania		2019							NAIC Company Code	
		1	Comprehensive (Hospital & Medical)		4	5	6	7	8	9	10	
	Total	2	3	Medicare Supplement	Vision Only	Dental Only	Federal Employees Health Benefit Plan	Title XVIII Medicare	Title XIX Medicaid	Other		
Total Members at end of:												
1. Prior Year	13,805	0	0	0	0	0	0	13,805	0	0		
2. First Quarter	15,147	0	0	0	0	0	0	15,147	0	0		
3. Second Quarter	16,162	0	0	0	0	0	0	16,162	0	0		
4. Third Quarter	16,876	0	0	0	0	0	0	16,876	0	0		
5. Current Year	16,703	0	0	0	0	0	0	16,703	0	0		
6. Current Year Member Months	192,154	0	0	0	0	0	0	192,154	0	0		
Total Member Ambulatory Encounters for Year:												
7. Physician	279,293	0	0	0	0	0	0	279,293	0	0		
8. Non-Physician	136,633	0	0	0	0	0	0	136,633	0	0		
9. Total	415,926	0	0	0	0	0	0	415,926	0	0		
10. Hospital Patient Days Incurred	57,507	0	0	0	0	0	0	57,507	0	0		
11. Number of Inpatient Admissions	7,830	0	0	0	0	0	0	7,830	0	0		
12. Health Premiums Written (b)	261,637,649	0	0	0	0	0	0	261,637,649	0	0		
13. Life Premiums Direct	0	0	0	0	0	0	0	0	0	0		
14. Property/Casualty Premiums Written	0	0	0	0	0	0	0	0	0	0		
15. Health Premiums Earned	261,420,000	0	0	0	0	0	0	261,420,000	0	0		
16. Property/Casualty Premiums Earned	0	0	0	0	0	0	0	0	0	0		
17. Amount Paid for Provision of Health Care Services	225,735,564	0	0	0	0	0	0	225,735,564	0	0		
18. Amount Incurred for Provision of Health Care Services	208,589,240	0	0	0	0	0	0	208,589,240	0	0		

(a) For health business: number of persons insured under PPO managed care products0 and number of persons insured under indemnity only products0 .

(b) For health premiums written: amount of Medicare Title XVIII exempt from state taxes or fees \$261,637,649



ANNUAL STATEMENT FOR THE YEAR 2019 OF THE Oxford Health Plans (NJ), Inc.

EXHIBIT OF PREMIUMS, ENROLLMENT AND UTILIZATION (a)

REPORT FOR: 1. CORPORATION

Oxford Health Plans (NJ), Inc.

2. Iselin, NJ

NAIC Group Code	0707	BUSINESS IN THE STATE OF		DURING THE YEAR							(LOCATION)	
		Rhode Island		2019							NAIC Company Code	
		1	Comprehensive (Hospital & Medical)		4	5	6	7	8	9	10	
	Total	2	3	Medicare Supplement	Vision Only	Dental Only	Federal Employees Health Benefit Plan	Title XVIII Medicare	Title XIX Medicaid	Other		
Total Members at end of:												
1. Prior Year	2,940	0	0	0	0	0	0	2,940	0	0		
2. First Quarter	3,287	0	0	0	0	0	0	3,287	0	0		
3. Second Quarter	3,550	0	0	0	0	0	0	3,550	0	0		
4. Third Quarter	3,817	0	0	0	0	0	0	3,817	0	0		
5. Current Year	3,882	0	0	0	0	0	0	3,882	0	0		
6. Current Year Member Months	42,917	0	0	0	0	0	0	42,917	0	0		
Total Member Ambulatory Encounters for Year:												
7. Physician	46,913	0	0	0	0	0	0	46,913	0	0		
8. Non-Physician	22,950	0	0	0	0	0	0	22,950	0	0		
9. Total	69,863	0	0	0	0	0	0	69,863	0	0		
10. Hospital Patient Days Incurred	11,195	0	0	0	0	0	0	11,195	0	0		
11. Number of Inpatient Admissions	1,355	0	0	0	0	0	0	1,355	0	0		
12. Health Premiums Written (b)	53,315,247	0	0	0	0	0	0	53,315,247	0	0		
13. Life Premiums Direct	0	0	0	0	0	0	0	0	0	0		
14. Property/Casualty Premiums Written	0	0	0	0	0	0	0	0	0	0		
15. Health Premiums Earned	54,967,963	0	0	0	0	0	0	54,967,963	0	0		
16. Property/Casualty Premiums Earned	0	0	0	0	0	0	0	0	0	0		
17. Amount Paid for Provision of Health Care Services	37,916,718	0	0	0	0	0	0	37,916,718	0	0		
18. Amount Incurred for Provision of Health Care Services	38,080,436	0	0	0	0	0	0	38,080,436	0	0		

(a) For health business: number of persons insured under PPO managed care products0 and number of persons insured under indemnity only products0 .

(b) For health premiums written: amount of Medicare Title XVIII exempt from state taxes or fees \$53,315,247



ANNUAL STATEMENT FOR THE YEAR 2019 OF THE Oxford Health Plans (NJ), Inc.

EXHIBIT OF PREMIUMS, ENROLLMENT AND UTILIZATION (a)

REPORT FOR: 1. CORPORATION

Oxford Health Plans (NJ), Inc.

2. Iselin, NJ

NAIC Group Code	0707	BUSINESS IN THE STATE OF	(LOCATION)									
			Grand Total		DURING THE YEAR				2019		NAIC Company Code	95506
			1	Comprehensive (Hospital & Medical)		4	5	6	7	8	9	10
Total	2	3	Medicare Supplement	Vision Only	Dental Only	Federal Employees Health Benefit Plan	Title XVIII Medicare	Title XIX Medicaid	Other			
Total Members at end of:												
1. Prior Year	43,645	0	3,034	0	0	0	0	40,611	0	0		
2. First Quarter	44,612	0	708	0	0	0	0	43,904	0	0		
3. Second Quarter	46,980	0	594	0	0	0	0	46,386	0	0		
4. Third Quarter	48,460	0	411	0	0	0	0	48,049	0	0		
5. Current Year	48,154	0	403	0	0	0	0	47,751	0	0		
6. Current Year Member Months	559,225	0	6,775	0	0	0	0	552,450	0	0		
Total Member Ambulatory Encounters for Year:												
7. Physician	805,898	0	4,246	0	0	0	0	801,652	0	0		
8. Non-Physician	392,299	0	124	0	0	0	0	392,175	0	0		
9. Total	1,198,197	0	4,370	0	0	0	0	1,193,827	0	0		
10. Hospital Patient Days Incurred	160,796	0	957	0	0	0	0	159,839	0	0		
11. Number of Inpatient Admissions	20,398	0	108	0	0	0	0	20,290	0	0		
12. Health Premiums Written (b)	783,514,922	697	3,606,915	0	0	0	0	779,907,310	0	0		
13. Life Premiums Direct	0	0	0	0	0	0	0	0	0	0		
14. Property/Casualty Premiums Written	0	0	0	0	0	0	0	0	0	0		
15. Health Premiums Earned	806,617,041	697	3,606,915	0	0	0	0	803,009,429	0	0		
16. Property/Casualty Premiums Earned	0	0	0	0	0	0	0	0	0	0		
17. Amount Paid for Provision of Health Care Services	647,925,574	108,000	6,729,415	0	0	0	0	641,088,159	0	0		
18. Amount Incurred for Provision of Health Care Services	634,763,289	(308,025)	4,503,869	0	0	0	0	630,567,445	0	0		

(a) For health business: number of persons insured under PPO managed care products0 and number of persons insured under indemnity only products0 .

(b) For health premiums written: amount of Medicare Title XVIII exempt from state taxes or fees \$779,907,310

30.GT

SCHEDULE S - PART 1 - SECTION 2

Reinsurance Assumed Accident and Health Insurance Listed by Reinsured Company as of December 31, Current Year

1 NAIC Company Code	2 ID Number	3 Effective Date	4 Name of Reinsured	5 Domiciliary Jurisdiction	6 Type of Reinsurance Assumed	7 Type of Business Assumed	8 Premiums	9 Unearned Premiums	10 Reserve Liability Other Than for Unearned Premiums	11 Reinsurance Payable on Paid and Unpaid Losses	12 Modified Coinsurance Reserve	13 Funds Withheld Under Coinsurance
NONE												
9999999 - Totals												

ANNUAL STATEMENT FOR THE YEAR 2019 OF THE Oxford Health Plans (NJ), Inc.

SCHEDULE S - PART 3 - SECTION 2

Reinsurance Ceded Accident and Health Insurance Listed by Reinsuring Company as of December 31, Current Year

1 NAIC Company Code	2 ID Number	3 Effective Date	4 Name of Company	5 Domi- ciliary Juris- diction	6 Type of Reinsurance Ceded	7 Type of Business Ceded	8 Premiums	9 Unearned Premiums (Estimated)	10 Reserve Credit Taken Other than for Unearned Premiums	Outstanding Surplus Relief		13 Modified Coinsurance Reserve	14 Funds Withheld Under Coinsurance	
										11 Current Year	12 Prior Year			
78026	22-2797560	01/01/1999	Oxford Health Insurance, Inc.	NY	QA/G	CMM	41,821	0	0	0	0	0	0	
0299999	General Account - Authorized U.S. Affiliates - Other						41,821	0	0	0	0	0	0	0
0399999	Total General Account - Authorized U.S. Affiliates						41,821	0	0	0	0	0	0	0
0699999	Total General Account - Authorized Non-U.S. Affiliates						0	0	0	0	0	0	0	0
0799999	Total General Account - Authorized Affiliates						41,821	0	0	0	0	0	0	0
1099999	Total General Account - Authorized Non-Affiliates						0	0	0	0	0	0	0	0
1199999	Total General Account Authorized						41,821	0	0	0	0	0	0	0
1499999	Total General Account - Unauthorized U.S. Affiliates						0	0	0	0	0	0	0	0
1799999	Total General Account - Unauthorized Non-U.S. Affiliates						0	0	0	0	0	0	0	0
1899999	Total General Account - Unauthorized Affiliates						0	0	0	0	0	0	0	0
2199999	Total General Account - Unauthorized Non-Affiliates						0	0	0	0	0	0	0	0
2299999	Total General Account Unauthorized						0	0	0	0	0	0	0	0
2599999	Total General Account - Certified U.S. Affiliates						0	0	0	0	0	0	0	0
2899999	Total General Account - Certified Non-U.S. Affiliates						0	0	0	0	0	0	0	0
2999999	Total General Account - Certified Affiliates						0	0	0	0	0	0	0	0
3299999	Total General Account - Certified Non-Affiliates						0	0	0	0	0	0	0	0
3399999	Total General Account Certified						0	0	0	0	0	0	0	0
3499999	Total General Account Authorized, Unauthorized and Certified						41,821	0	0	0	0	0	0	0
3799999	Total Separate Accounts - Authorized U.S. Affiliates						0	0	0	0	0	0	0	0
4099999	Total Separate Accounts - Authorized Non-U.S. Affiliates						0	0	0	0	0	0	0	0
4199999	Total Separate Accounts - Authorized Affiliates						0	0	0	0	0	0	0	0
4499999	Total Separate Accounts - Authorized Non-Affiliates						0	0	0	0	0	0	0	0
4599999	Total Separate Accounts Authorized						0	0	0	0	0	0	0	0
4899999	Total Separate Accounts - Unauthorized U.S. Affiliates						0	0	0	0	0	0	0	0
5199999	Total Separate Accounts - Unauthorized Non-U.S. Affiliates						0	0	0	0	0	0	0	0
5299999	Total Separate Accounts - Unauthorized Affiliates						0	0	0	0	0	0	0	0
5599999	Total Separate Accounts - Unauthorized Non-Affiliates						0	0	0	0	0	0	0	0
5699999	Total Separate Accounts Unauthorized						0	0	0	0	0	0	0	0
5999999	Total Separate Accounts - Certified U.S. Affiliates						0	0	0	0	0	0	0	0
6299999	Total Separate Accounts - Certified Non-U.S. Affiliates						0	0	0	0	0	0	0	0
6399999	Total Separate Accounts - Certified Affiliates						0	0	0	0	0	0	0	0
6699999	Total Separate Accounts - Certified Non-Affiliates						0	0	0	0	0	0	0	0
6799999	Total Separate Accounts Certified						0	0	0	0	0	0	0	0
6899999	Total Separate Accounts Authorized, Unauthorized and Certified						0	0	0	0	0	0	0	0
6999999	Total U.S. (Sum of 0399999, 0899999, 1499999, 1999999, 2599999, 3099999, 3799999, 4299999, 4899999, 5399999, 5999999 and 6499999)						41,821	0	0	0	0	0	0	0
7099999	Total Non-U.S. (Sum of 0699999, 0999999, 1799999, 2099999, 2899999, 3199999, 4099999, 4399999, 5199999, 5499999, 6299999 and 6599999)						0	0	0	0	0	0	0	0
9999999	- Totals						41,821	0	0	0	0	0	0	0

Schedule S - Part 4

NONE

Schedule S - Part 4 - Bank Footnote

NONE

Schedule S - Part 5

NONE

Schedule S - Part 5 - Bank Footnote

NONE

SCHEDULE S - PART 6

Five Year Exhibit of Reinsurance Ceded Business (\$000 Omitted)

	1 2019	2 2018	3 2017	4 2016	5 2015
A. OPERATIONS ITEMS					
1. Premiums	42	2,409	3,087	5,891	11,156
2. Title XVIII - Medicare	0	0	423	8,260	7,911
3. Title XIX - Medicaid	0	0	0	0	0
4. Commissions and reinsurance expense allowance	0	0	0	(39)	(116)
5. Total hospital and medical expenses	590	4,029	5,690	22,498	36,684
B. BALANCE SHEET ITEMS					
6. Premiums receivable	0	133	241	1,162	1,728
7. Claims payable	2	767	1,037	3,268	5,566
8. Reinsurance recoverable on paid losses	4	200	618	5,759	9,607
9. Experience rating refunds due or unpaid	0	0	0	0	0
10. Commissions and reinsurance expense allowances due	0	0	0	0	0
11. Unauthorized reinsurance offset	0	0	0	0	0
12. Offset for reinsurance with Certified Reinsurers	0	0	0	0	0
C. UNAUTHORIZED REINSURANCE (DEPOSITS BY AND FUNDS WITHHELD FROM)					
13. Funds deposited by and withheld from (F)	0	0	0	0	0
14. Letters of credit (L)	0	0	0	0	0
15. Trust agreements (T)	0	0	0	0	0
16. Other (O)	0	0	0	0	0
D. REINSURANCE WITH CERTIFIED REINSURERS (DEPOSITS BY AND FUNDS WITHHELD FROM)					
17. Multiple Beneficiary Trust	0	0	0	0	0
18. Funds deposited by and withheld from (F)	0	0	0	0	0
19. Letters of credit (L)	0	0	0	0	0
20. Trust agreements (T)	0	0	0	0	0
21. Other (O)	0	0	0	0	0

SCHEDULE S - PART 7

Restatement of Balance Sheet to Identify Net Credit For Ceded Reinsurance

	1 As Reported (net of ceded)	2 Restatement Adjustments	3 Restated (gross of ceded)
ASSETS (Page 2, Col. 3)			
1. Cash and invested assets (Line 12)	167,128,323	0	167,128,323
2. Accident and health premiums due and unpaid (Line 15)	41,502,008	0	41,502,008
3. Amounts recoverable from reinsurers (Line 16.1)	4,178	(4,178)	0
4. Net credit for ceded reinsurance	XXX	6,110	6,110
5. All other admitted assets (Balance)	47,181,430	0	47,181,430
6. Total assets (Line 28)	255,815,939	1,932	255,817,871
LIABILITIES, CAPITAL AND SURPLUS (Page 3)			
7. Claims unpaid (Line 1)	58,019,814	1,932	58,021,746
8. Accrued medical incentive pool and bonus payments (Line 2)	1,803,352	0	1,803,352
9. Premiums received in advance (Line 8)	193,458	0	193,458
10. Funds held under reinsurance treaties with authorized and unauthorized reinsurers (Line 19 first inset amount plus second inset amount)	0	0	0
11. Reinsurance in unauthorized companies (Line 20 minus inset amount)	0	0	0
12. Reinsurance with Certified Reinsurers (Line 20 inset amount)	0	0	0
13. Funds held under reinsurance treaties with Certified Reinsurers (Line 19 third inset amount)	0	0	0
14. All other liabilities (Balance)	20,250,796	0	20,250,796
15. Total liabilities (Line 24)	80,267,420	1,932	80,269,352
16. Total capital and surplus (Line 33)	175,548,519	XXX	175,548,519
17. Total liabilities, capital and surplus (Line 34)	255,815,939	1,932	255,817,871
NET CREDIT FOR CEDED REINSURANCE			
18. Claims unpaid	1,932		
19. Accrued medical incentive pool	0		
20. Premiums received in advance	0		
21. Reinsurance recoverable on paid losses	4,178		
22. Other ceded reinsurance recoverables	0		
23. Total ceded reinsurance recoverables	6,110		
24. Premiums receivable	0		
25. Funds held under reinsurance treaties with authorized and unauthorized reinsurers	0		
26. Unauthorized reinsurance	0		
27. Reinsurance with Certified Reinsurers	0		
28. Funds held under reinsurance treaties with Certified Reinsurers	0		
29. Other ceded reinsurance payables/offsets	0		
30. Total ceded reinsurance payables/offsets	0		
31. Total net credit for ceded reinsurance	6,110		

SCHEDULE T - PART 2
INTERSTATE COMPACT - EXHIBIT OF PREMIUMS WRITTEN

Allocated by States and Territories

States, Etc.	Direct Business Only					Totals
	1 Life (Group and Individual)	2 Annuities (Group and Individual)	3 Disability Income (Group and Individual)	4 Long-Term Care (Group and Individual)	5 Deposit-Type Contracts	
1. Alabama	AL					
2. Alaska	AK					
3. Arizona	AZ					
4. Arkansas	AR					
5. California	CA					
6. Colorado	CO					
7. Connecticut	CT					
8. Delaware	DE					
9. District of Columbia	DC					
10. Florida	FL					
11. Georgia	GA					
12. Hawaii	HI					
13. Idaho	ID					
14. Illinois	IL					
15. Indiana	IN					
16. Iowa	IA					
17. Kansas	KS					
18. Kentucky	KY					
19. Louisiana	LA					
20. Maine	ME					
21. Maryland	MD					
22. Massachusetts	MA					
23. Michigan	MI					
24. Minnesota	MN					
25. Mississippi	MS					
26. Missouri	MO					
27. Montana	MT					
28. Nebraska	NE					
29. Nevada	NV					
30. New Hampshire	NH					
31. New Jersey	NJ					
32. New Mexico	NM					
33. New York	NY					
34. North Carolina	NC					
35. North Dakota	ND					
36. Ohio	OH					
37. Oklahoma	OK					
38. Oregon	OR					
39. Pennsylvania	PA					
40. Rhode Island	RI					
41. South Carolina	SC					
42. South Dakota	SD					
43. Tennessee	TN					
44. Texas	TX					
45. Utah	UT					
46. Vermont	VT					
47. Virginia	VA					
48. Washington	WA					
49. West Virginia	WV					
50. Wisconsin	WI					
51. Wyoming	WY					
52. American Samoa	AS					
53. Guam	GU					
54. Puerto Rico	PR					
55. U.S. Virgin Islands	VI					
56. Northern Mariana Islands	MP					
57. Canada	CAN					
58. Aggregate Other Alien	OT					
59. Total						

NONE

ANNUAL STATEMENT FOR THE YEAR 2019 OF THE Oxford Health Plans (NJ), Inc.

SCHEDULE Y
PART 1A - DETAIL OF INSURANCE HOLDING COMPANY SYSTEM

1	2	3	4	5	6	7	8	9	10	11	12	13	14	15	16
Group Code	Group Name	NAIC Company Code	ID Number	Federal RSSD	CIK	Name of Securities Exchange if Publicly Traded (U.S. or International)	Names of Parent, Subsidiaries Or Affiliates	Domiciliary Location	Relationship to Reporting Entity	Directly Controlled by (Name of Entity/Person)	Type of Control (Ownership, Board, Management, Attorney-in-Fact, Influence, Other)	If Control is Ownership Provide Percentage	Ultimate Controlling Entity(ies)/Person(s)	Is an SCA Filing Required? (Y/N)	*
		.00000	98-1308130				1070715 B.C. Unlimited Liability Company	.CAN	NIA	OptumRx Group Holdings, Inc.	Ownership	100.000	UnitedHealth Group Incorporated		
		.00000	20-2904092				1st Avenue Pharmacy, Inc.	.WA	NIA	Genoa Healthcare LLC	Ownership	100.000	UnitedHealth Group Incorporated		
		.00000	27-2624551				310 Canyon Medical, LLC	.CA	NIA	Monarch Management Services, Inc.	Ownership	100.000	UnitedHealth Group Incorporated		
		.00000	45-2402948				4C Medical Group, PLC	.AZ	NIA	Physician(s) owned	Influence	0.000	UnitedHealth Group Incorporated		4
		.00000	84-1900997				4C MSO LLC	.DE	NIA	Collaborative Care Holdings, LLC	Ownership	70.000	UnitedHealth Group Incorporated		2
		.00000	35-2607738				5995 Minnetonka, LLC	.DE	NIA	UnitedHealthcare Insurance Company	Ownership	100.000	UnitedHealth Group Incorporated		
		.00000	27-0515438				ABCO International Holdings, LLC	.DE	NIA	The Advisory Board Company	Ownership	100.000	UnitedHealth Group Incorporated		
		.00000	74-2819189				Access Administrators, Inc.	.TX	NIA	Access HealthSource, Inc.	Ownership	100.000	UnitedHealth Group Incorporated		
		.00000	74-2943370				Access HealthSource Administrators, Inc.	.TX	NIA	Access HealthSource, Inc.	Ownership	100.000	UnitedHealth Group Incorporated		
		.00000	74-2843073				Access HealthSource, Inc.	.TX	NIA	HealthScope Benefits, Inc.	Ownership	100.000	UnitedHealth Group Incorporated		
		.00000	41-1913523				ACN Group IPA of New York, Inc.	.NY	NIA	OptumHealth Care Solutions, LLC	Ownership	100.000	UnitedHealth Group Incorporated		
		.00000	27-0015861				ACN Group of California, Inc.	.CA	IA	OptumHealth Care Solutions, LLC	Ownership	100.000	UnitedHealth Group Incorporated		
		.00000	98-1446128				Administradora Clínica La Colina S.A.S.	.COL	NIA	Banmédica Internacional SpA	Ownership	50.000	UnitedHealth Group Incorporated		
		.00000	98-1446128				Administradora Clínica La Colina S.A.S.	.COL	NIA	CDC Holdings Colombia S.A.S.	Ownership	50.000	UnitedHealth Group Incorporated		
		.00000	98-1446125				Administradora Country S.A.	.COL	NIA	Banmédica Internacional SpA	Ownership	50.000	UnitedHealth Group Incorporated		
		.00000	98-1446125				Administradora Country S.A.	.COL	NIA	CDC Holdings Colombia S.A.S.	Ownership	50.000	UnitedHealth Group Incorporated		
		.00000	98-1451601				Administradora Médica Centromed S.A.	.CHL	NIA	Vidaintegra S.A.	Ownership	74.250	UnitedHealth Group Incorporated		2
		.00000	20-2598653				Advanced Pharma, Inc.	.TX	NIA	Apothecary Holdings, Inc.	Ownership	100.000	UnitedHealth Group Incorporated		
		.00000	26-4093335				Advanced Surgical Hospital, LLC	.PA	NIA	SCA Southwestern PA, LLC	Ownership	53.450	UnitedHealth Group Incorporated		2
		.00000	74-2642393				Advantage Care Network, Inc.	.DE	NIA	Access HealthSource, Inc.	Ownership	100.000	UnitedHealth Group Incorporated		
		.00000	47-5337115				Advocate Condell Ambulatory Surgery Center, LLC	.IL	NIA	Advocate-SCA Partners, LLC	Ownership	59.645	UnitedHealth Group Incorporated		2
		.00000	82-3113379				Advocate Sherman Ambulatory Surgery Center, LLC	.IL	NIA	Advocate-SCA Partners, LLC	Ownership	100.000	UnitedHealth Group Incorporated		
		.00000	36-4437931				Advocate Southwest Ambulatory Surgery Center, LLC	.IL	NIA	Advocate-SCA Partners, LLC	Ownership	53.450	UnitedHealth Group Incorporated		2
		.00000	47-4012497				Advocate-SCA Partners, LLC	.DE	NIA	SCA-Illinois, LLC	Ownership	51.000	UnitedHealth Group Incorporated		2
		.00000					Aeromil Táxi Aéreo Ltda.	.BRA	NIA	Amil Assistência Médica Internacional S.A.	Influence	20.000	UnitedHealth Group Incorporated		5
		.00000	45-4171713				AHN Accountable Care Organization, LLC	.IN	NIA	American Health Network of Indiana, LLC	Ownership	100.000	UnitedHealth Group Incorporated		
		.00000	35-2109566				AHN Central Services, LLC	.IN	NIA	AHN Target Holdings, LLC	Ownership	100.000	UnitedHealth Group Incorporated		
		.00000	35-2582899				AHN Target Holdings, LLC	.DE	NIA	Collaborative Care Holdings, LLC	Ownership	80.100	UnitedHealth Group Incorporated		2
		.00000	92-0175856				Alaska Spine Center, LLC	.AK	NIA	Alaska Surgery Center, Limited Partnership	Influence	100.000	UnitedHealth Group Incorporated		5
		.00000	92-0080881				Alaska Surgery Center, Inc.	.AK	NIA	SC Affiliates, LLC	Ownership	100.000	UnitedHealth Group Incorporated		
		.00000	93-0982396				Alaska Surgery Center, Limited Partnership	.AK	NIA	SCA Alaska Surgery Center, Inc.	Ownership	40.462	UnitedHealth Group Incorporated		
		.00000	98-1447435				Alliansalud Entidad Promotora de Salud S.A.	.COL	IA	Banmédica S.A.	Ownership	76.290	UnitedHealth Group Incorporated		
		.00000	98-1447435				Alliansalud Entidad Promotora de Salud S.A.	.COL	IA	Constructora e Inmobiliaria Magapoq S.A.	Ownership	23.710	UnitedHealth Group Incorporated		
.0707	UnitedHealth Group Incorporated	.82406	35-1665915				All Savers Insurance Company	.IN	IA	Golden Rule Financial Corporation	Ownership	100.000	UnitedHealth Group Incorporated		
		.00000	35-1665915				All Savers Life Insurance Company of California	.CA	IA	Golden Rule Financial Corporation	Ownership	100.000	UnitedHealth Group Incorporated		
.0707	UnitedHealth Group Incorporated	.73130	35-1744596				Alliance Surgical Center, LLC	.FL	NIA	SCA-Alliance, LLC	Ownership	51.290	UnitedHealth Group Incorporated		2
		.00000	27-1367127				Aloha Surgical Center, LLC	.TN	NIA	Surgery Center of Maui, LLC	Ownership	74.000	UnitedHealth Group Incorporated		2
		.00000	63-1231942				Aloha Surgical Center, LLC	.TN	NIA	Surgery Center of Maui, LLC	Ownership	74.000	UnitedHealth Group Incorporated		2
		.00000	65-1095227				Ambient Healthcare, Inc.	.FL	NIA	Ambient Holdings, Inc.	Ownership	100.000	UnitedHealth Group Incorporated		
		.00000	45-2161438				Ambient Holdings, Inc.	.DE	NIA	BriovaRx Infusion Services, Inc.	Ownership	100.000	UnitedHealth Group Incorporated		
		.00000	45-4770582				American Health Network of Indiana Care Organization, LLC	.IN	NIA	AHN Target Holdings, LLC	Ownership	100.000	UnitedHealth Group Incorporated		
		.00000	35-1930805				American Health Network of Indiana II, LLC	.IN	NIA	AHN Target Holdings, LLC	Ownership	100.000	UnitedHealth Group Incorporated		
.0707	UnitedHealth Group Incorporated	.52623	35-2108729				American Health Network of Indiana, LLC	.IN	IA	AHN Target Holdings, LLC	Ownership	100.000	UnitedHealth Group Incorporated		
		.00000	45-4132160				American Health Network of Ohio Care Organization, LLC	.OH	NIA	AHN Target Holdings, LLC	Ownership	100.000	UnitedHealth Group Incorporated		
		.00000	31-1424956				American Health Network of Ohio II, LLC	.OH	NIA	AHN Target Holdings, LLC	Ownership	100.000	UnitedHealth Group Incorporated		
		.00000	31-1424957				American Health Network of Ohio, LLC	.OH	NIA	AHN Target Holdings, LLC	Ownership	100.000	UnitedHealth Group Incorporated		
		.00000	54-1743136				AmeriChoice Corporation	.DE	NIA	UnitedHealth Group Incorporated	Ownership	100.000	UnitedHealth Group Incorporated		

ANNUAL STATEMENT FOR THE YEAR 2019 OF THE Oxford Health Plans (NJ), Inc.

SCHEDULE Y
PART 1A - DETAIL OF INSURANCE HOLDING COMPANY SYSTEM

1	2	3	4	5	6	7	8	9	10	11	12	13	14	15	16
Group Code	Group Name	NAIC Company Code	ID Number	Federal RSSD	CIK	Name of Securities Exchange if Publicly Traded (U.S. or International)	Names of Parent, Subsidiaries Or Affiliates	Domiciliary Location	Relationship to Reporting Entity	Directly Controlled by (Name of Entity/Person)	Type of Control (Ownership, Board, Management, Attorney-in-Fact, Influence, Other)	If Control is Ownership Provide Percentage	Ultimate Controlling Entity(ies)/Person(s)	Is an SCA Filing Required? (Y/N)	*
.0707	UnitedHealth Group Incorporated	.00000 95497 .00000	54-1743141 22-3368602 98-1108620				AmeriChoice Health Services, Inc. AmeriChoice of New Jersey, Inc. Amico Saúde Ltda.	DE NJ BRA	NIA IA NIA	AmeriChoice Corporation AmeriChoice Corporation Santa Helena Assistência Médica S.A.	Ownership Ownership Ownership	100.000 100.000 99.030	UnitedHealth Group Incorporated UnitedHealth Group Incorporated UnitedHealth Group Incorporated		
		.00000	98-1108620				Amico Saúde Ltda.	BRA	NIA	Cemed Care – Empresa de Atendimento Clínico Geral Ltda.	Ownership	0.960	UnitedHealth Group Incorporated		2
		.00000					Amil Assistência Médica Internacional S.A.	BRA	IA	Polar II Fundo de Investimento em Participações Multiestratégia Amil Assistência Médica Internacional S.A.	Ownership	91.810	UnitedHealth Group Incorporated		2
		.00000	98-1138212				AMIL International	LUX	NIA		Ownership	100.000	UnitedHealth Group Incorporated		
		.00000	98-1454564				Análisis Clínicos ML S.A.C. Angiografía e Hemodinâmica Madre Theodora Ltda.	PER BRA	NIA NIA	Pacífico S.A. Entidad Prestadora de Salud Esho – Empresa de Serviços Hospitalares S.A.	Ownership Influence	99.990 50.000	UnitedHealth Group Incorporated UnitedHealth Group Incorporated		1
		.00000	82-5124069				Anne Arundel-SCA Holdings, LLC	MD	NIA	SCA-Anne Arundel, LLC	Influence	33.400	UnitedHealth Group Incorporated		5
		.00000	82-4763728				Anne Arundel-SCA Surgicenter, LLC	MD	NIA	Anne Arundel-SCA Holdings, LLC	Influence	66.760	UnitedHealth Group Incorporated		5
		.00000	36-4210293				Antelope Valley Surgery Center, L.P.	CA	NIA	NSC Lancaster, LLC	Ownership	90.490	UnitedHealth Group Incorporated		2
		.00000	26-3913051				Apothecary Holdings, Inc.	DE	NIA	OptumRx Holdings, LLC	Ownership	100.000	UnitedHealth Group Incorporated		
		.00000	86-0960334				Apothecary Shop of Phoenix, Inc.	AZ	NIA	Apothecary Holdings, Inc.	Ownership	100.000	UnitedHealth Group Incorporated		
		.00000	14-1890491				AppleCare Hospitalists Medical Group, Inc.	CA	NIA	Physician(s) owned	Influence	0.000	UnitedHealth Group Incorporated		4
		.00000	45-2852872				AppleCare Medical ACO, LLC	CA	NIA	AppleCare Medical Group, Inc.	Influence	100.000	UnitedHealth Group Incorporated		5
		.00000	33-0845269				AppleCare Medical Group St. Francis, Inc.	CA	NIA	Physician(s) owned	Influence	0.000	UnitedHealth Group Incorporated		4
		.00000	33-0898174				AppleCare Medical Group, Inc.	CA	NIA	Physician(s) owned	Influence	0.000	UnitedHealth Group Incorporated		4
		.00000	27-2068687				AppleCare Medical Management, LLC	DE	NIA	Collaborative Care Holdings, LLC	Ownership	100.000	UnitedHealth Group Incorporated		
		.00000					APS – Assistência Personalizada à Saúde Ltda.	BRA	IA	Santa Helena Assistência Médica S.A.	Ownership	99.990	UnitedHealth Group Incorporated		
		.00000					APS – Assistência Personalizada à Saúde Ltda.	BRA	IA	Amil Assistência Médica Internacional S.A.	Ownership	0.010	UnitedHealth Group Incorporated		
		.00000	98-1399975				Aquitania Chilean Holding SpA	CHL	NIA	Bordeaux UK Holdings II Limited	Ownership	100.000	UnitedHealth Group Incorporated		
		.00000	75-2285078				Arcadia Outpatient Surgery Center, L.P.	CA	NIA	Surgicenters of Southern California, Inc.	Influence	37.000	UnitedHealth Group Incorporated		5
		.00000	46-4843100				Arise Physician Group	TX	NIA	SCA Austin Holdings, LLC	Ownership	100.000	UnitedHealth Group Incorporated		
		.00000	86-0813232				Arizona Physicians IPA, Inc.	AZ	IA	UnitedHealthcare, Inc.	Ownership	100.000	UnitedHealth Group Incorporated		
		.00000	75-2055800				Arlington Surgery Center, LLC	TX	NIA	THR-SCA Holdings, LLC	Ownership	0.000	UnitedHealth Group Incorporated		
		.00000	46-1772418				ARTA Health Network, P.C.	CA	NIA	Physician(s) owned	Influence	0.000	UnitedHealth Group Incorporated		4
		.00000	33-0658815				ARTA Western California, Inc.	CA	NIA	Physician(s) owned	Influence	0.000	UnitedHealth Group Incorporated		4
		.00000	46-3907136				ASC Holdings of New Jersey, LLC	NJ	NIA	SC Affiliates, LLC	Ownership	100.000	UnitedHealth Group Incorporated		
		.00000	95-4348431				ASC Network, LLC	DE	NIA	Surgical Care Affiliates, LLC	Ownership	100.000	UnitedHealth Group Incorporated		
		.00000	20-8970704				ASC Operators, LLC	CA	NIA	Surgery Centers-West Holdings, LLC	Influence	49.000	UnitedHealth Group Incorporated		5
		.00000	90-0369702				ASI Global, LLC	TX	NIA	FrontierMEDEX, Inc.	Ownership	100.000	UnitedHealth Group Incorporated		
		.00000	04-3403101				Aspectus, Inc.	MA	NIA	Physician(s) owned	Influence	0.000	UnitedHealth Group Incorporated		4
		.00000	26-3878957				AssuranceRx, LLC	AL	NIA	Optum Pharmacy 705, LLC	Ownership	100.000	UnitedHealth Group Incorporated		
		.00000	45-4014891				Athens ASC Holdings, LLC	GA	NIA	SCA Athens, LLC	Ownership	58.420	UnitedHealth Group Incorporated		2
		.00000	47-0990056				Audax Health Solutions, LLC	DE	NIA	Rally Health, Inc.	Ownership	100.000	UnitedHealth Group Incorporated		
		.00000	58-2028767				Austin Center for Outpatient Surgery, L.P.	GA	NIA	SHC Austin, Inc.	Ownership	54.000	UnitedHealth Group Incorporated		2
		.00000	27-2869469				Avella of Austin, Inc.	AZ	NIA	Apothecary Holdings, Inc.	Ownership	100.000	UnitedHealth Group Incorporated		
		.00000	14-1971726				Avella of Columbus, Inc.	AZ	NIA	Apothecary Holdings, Inc.	Ownership	100.000	UnitedHealth Group Incorporated		
		.00000	13-4318552				Avella of Deer Valley, Inc.	AZ	NIA	Apothecary Holdings, Inc.	Ownership	100.000	UnitedHealth Group Incorporated		
		.00000	45-5239373				Avella of Denver, Inc.	AZ	NIA	Apothecary Holdings, Inc.	Ownership	100.000	UnitedHealth Group Incorporated		
		.00000	86-1044713				Avella of Gilbert, Inc.	AZ	NIA	Apothecary Holdings, Inc.	Ownership	100.000	UnitedHealth Group Incorporated		
		.00000	26-4241458				Avella of Las Vegas II, Inc.	AZ	NIA	Apothecary Holdings, Inc.	Ownership	100.000	UnitedHealth Group Incorporated		
		.00000	46-0609947				Avella of Orlando, Inc.	AZ	NIA	Apothecary Holdings, Inc.	Ownership	100.000	UnitedHealth Group Incorporated		
		.00000	26-0583808				Avella of Phoenix III, Inc.	AZ	NIA	Apothecary Holdings, Inc.	Ownership	100.000	UnitedHealth Group Incorporated		
		.00000	27-0121303				Avella of Sacramento, Inc.	CA	NIA	Apothecary Holdings, Inc.	Ownership	100.000	UnitedHealth Group Incorporated		
		.00000	86-0819588				Avella of Scottsdale, Inc.	AZ	NIA	Apothecary Holdings, Inc.	Ownership	100.000	UnitedHealth Group Incorporated		
		.00000	27-1688911				Avella of St. Louis, Inc.	AZ	NIA	Apothecary Holdings, Inc.	Ownership	100.000	UnitedHealth Group Incorporated		
		.00000	36-4435924				Avella of Tampa, LLC	FL	NIA	Apothecary Holdings, Inc.	Ownership	100.000	UnitedHealth Group Incorporated		

ANNUAL STATEMENT FOR THE YEAR 2019 OF THE Oxford Health Plans (NJ), Inc.

SCHEDULE Y
PART 1A - DETAIL OF INSURANCE HOLDING COMPANY SYSTEM

1	2	3	4	5	6	7	8	9	10	11	12	13	14	15	16
Group Code	Group Name	NAIC Company Code	ID Number	Federal RSSD	CIK	Name of Securities Exchange if Publicly Traded (U.S. or International)	Names of Parent, Subsidiaries Or Affiliates	Domi-ciliary Location	Relation-ship to Reporting Entity	Directly Controlled by (Name of Entity/Person)	Type of Control (Ownership, Board, Management, Attorney-in-Fact, Influence, Other)	If Control is Ownership Provide Percentage	Ultimate Controlling Entity(ies)/Person(s)	Is an SCA Filing Re-quired? (Y/N)	*
		.00000	20-3253658				Avella of Tucson II, Inc.	AZ	NIA	Apothecary Holdings, Inc.	Ownership	100.000	UnitedHealth Group Incorporated		
		.00000	86-1044712				Avella of Tucson, Inc.	AZ	NIA	Apothecary Holdings, Inc.	Ownership	100.000	UnitedHealth Group Incorporated		
		.00000	35-2563332				Avella Patient Access Program, Inc.	AZ	NIA	Apothecary Holdings, Inc.	Ownership	100.000	UnitedHealth Group Incorporated		
		.00000	20-4057813				Aveta Inc.	DE	NIA	Collaborative Care Holdings, LLC	Ownership	100.000	UnitedHealth Group Incorporated		
		.00000	30-0842394				AxelaCare Intermediate Holdings, LLC	DE	NIA	OptumRx, Inc.	Ownership	100.000	UnitedHealth Group Incorporated		
		.00000	61-1708598				AxelaCare, LLC	DE	NIA	AxelaCare Intermediate Holdings, LLC	Ownership	100.000	UnitedHealth Group Incorporated		
		.00000	72-1097827				B.R.A.S.S. Partnership in Commendam	LA	NIA	Surgery Center Holding, LLC	Ownership	67.940	UnitedHealth Group Incorporated		2
		.00000	98-1462787				Banmedica Colombia SpA	COL	NIA	Banmedica Internacional SpA	Ownership	100.000	UnitedHealth Group Incorporated		
		.00000	98-1444151				Banmedica Internacional SpA	CHL	NIA	Banmedica S.A.	Ownership	99.000	UnitedHealth Group Incorporated		
		.00000	98-1444151				Banmedica Internacional SpA	CHL	NIA	Saden S.A.	Ownership	1.000	UnitedHealth Group Incorporated		
		.00000	98-1444127				Banmedica S.A.	CHL	NIA	Bordeaux Holding SpA	Ownership	98.229	UnitedHealth Group Incorporated		2
		.00000	47-2083076				Beach Surgical Holdings II LLC	CA	NIA	SCA Surgicare of Laguna Hills, LLC	Influence	49.000	UnitedHealth Group Incorporated		5
		.00000	47-4504390				Beach Surgical Holdings III, LLC	CA	NIA	Surgicare of La Veta, Inc.	Ownership	63.870	UnitedHealth Group Incorporated		2
		.00000	88-0267857				Behavioral Healthcare Options, Inc.	NV	NIA	Sierra Health Services, Inc.	Ownership	100.000	UnitedHealth Group Incorporated		
		.00000	75-2196889				Belleville Surgical Center, Ltd., an Illinois Limited Partnership	IL	NIA	Surgicare of Belleville, LLC	Ownership	61.200	UnitedHealth Group Incorporated		2
		.00000	42-1485537				Benefit Administration for the Self Employed, L.L.C.	IA	NIA	HealthMarkets, LLC	Ownership	80.000	UnitedHealth Group Incorporated		2
		.00000	46-1134506				Benefitter Insurance Solutions, Inc.	DE	NIA	HealthMarkets Insurance Agency, Inc.	Ownership	100.000	UnitedHealth Group Incorporated		
		.00000	20-8671994				Bergan Mercy Surgery Center, LLC	NE	NIA	H.I. Investments Holding Company, LLC	Influence	4.800	UnitedHealth Group Incorporated		5
		.00000	47-4349079				Better Health Value Network, LLC	WA	NIA	Physician(s) owned	Influence	0.000	UnitedHealth Group Incorporated		4
		.00000	22-3858211				Bexar Imaging Center, LLC	TX	NIA	WellMed Networks, Inc.	Influence	100.000	UnitedHealth Group Incorporated		5
		.00000	63-0984076				Birmingham Outpatient Surgery Center, Ltd.	AL	NIA	Birmingham Outpatient Surgical Center, LLC	Ownership	100.000	UnitedHealth Group Incorporated		
		.00000	63-0984076				Birmingham Outpatient Surgery Center, Ltd., an Alabama Limited Partnership	AL	NIA	Birmingham Outpatient Surgical Center, LLC	Influence	30.220	UnitedHealth Group Incorporated		5
		.00000	63-0847380				Birmingham Outpatient Surgical Center, LLC	DE	NIA	Surgery Center Holding, LLC	Ownership	100.000	UnitedHealth Group Incorporated		
		.00000	05-0359457				Blackstone Valley Surgicare GP, LLC	DE	NIA	Surgery Center Holding, LLC	Ownership	100.000	UnitedHealth Group Incorporated		
		.00000	62-1530122				Blue Ridge Day Surgery Center, L.P.	TN	NIA	Blue Ridge GP, LLC	Influence	38.210	UnitedHealth Group Incorporated		5
		.00000	27-2241593				Blue Ridge GP, LLC	NC	NIA	SCA-Blue Ridge, LLC	Ownership	100.000	UnitedHealth Group Incorporated		
		.00000	37-1945431				Blue Ridge Properties, LLC	DE	NIA	Blue Ridge GP, LLC	Ownership	38.208	UnitedHealth Group Incorporated		
		.00000	65-0241934				Boca Raton Outpatient Surgery & Laser Center, Ltd.	FL	NIA	Surgery Center of Boca Raton, Inc.	Influence	30.000	UnitedHealth Group Incorporated		5
		.00000	98-1396690				Bordeaux (Barbados) Holdings I, SRL	BRB	NIA	FrontierMEDEX US, Inc.	Ownership	100.000	UnitedHealth Group Incorporated		
		.00000	98-1396559				Bordeaux (Barbados) Holdings II, SRL	BRB	NIA	Bordeaux (Barbados) Holdings I, SRL	Ownership	100.000	UnitedHealth Group Incorporated		
		.00000	98-1403634				Bordeaux (Barbados) Holdings III, SRL	BRB	NIA	Bordeaux (Barbados) Holdings II, SRL	Ownership	100.000	UnitedHealth Group Incorporated		
		.00000	98-1398490				Bordeaux Holding SpA	CHL	NIA	Aquitania Chilean Holding SpA	Ownership	100.000	UnitedHealth Group Incorporated		
		.00000	82-3147824				Bordeaux International Holdings, Inc.	DE	NIA	UnitedHealth Group Incorporated	Ownership	100.000	UnitedHealth Group Incorporated		
		.00000	98-1390574				Bordeaux UK Holdings I Limited	GBR	NIA	Bordeaux International Holdings, Inc.	Ownership	100.000	UnitedHealth Group Incorporated		
		.00000	98-1391914				Bordeaux UK Holdings II Limited	GBR	NIA	Bordeaux UK Holdings I Limited	Ownership	100.000	UnitedHealth Group Incorporated		
		.00000	98-1389224				Bordeaux UK Holdings III Limited	GBR	NIA	Bordeaux UK Holdings II Limited	Ownership	100.000	UnitedHealth Group Incorporated		
		.00000	98-1112673				Bosque Medical Center Ltda.	BRA	NIA	Amil Assistencia Médica Internacional S.A.	Ownership	82.880	UnitedHealth Group Incorporated		2
		.00000	98-1112673				Bosque Medical Center Ltda.	BRA	NIA	Esho - Empresa de Serviços Hospitalares S.A.	Ownership	17.110	UnitedHealth Group Incorporated		2
		.00000	20-2387834				Brandon Ambulatory Surgery Center, LC	FL	NIA	SCA-Brandon, LLC	Ownership	54.540	UnitedHealth Group Incorporated		2
		.00000	90-0884047				BriovaRx Infusion Services 102, LLC	DE	NIA	BriovaRx Infusion Services, Inc.	Ownership	100.000	UnitedHealth Group Incorporated		
		.00000	57-0861358				BriovaRx Infusion Services 200, Inc.	SC	NIA	Ambient Healthcare, Inc.	Ownership	100.000	UnitedHealth Group Incorporated		
		.00000	55-0802774				BriovaRx Infusion Services 204, Inc.	FL	NIA	Ambient Healthcare, Inc.	Ownership	100.000	UnitedHealth Group Incorporated		
		.00000	55-0802779				BriovaRx Infusion Services 209, Inc.	GA	NIA	Ambient Healthcare, Inc.	Ownership	100.000	UnitedHealth Group Incorporated		
		.00000	26-2565032				BriovaRx Infusion Services 305, LLC	DE	NIA	BriovaRx Infusion Services, Inc.	Ownership	100.000	UnitedHealth Group Incorporated		
		.00000	26-4312858				BriovaRx Infusion Services 402, LLC	CA	NIA	SCP Specialty Infusion, LLC	Ownership	100.000	UnitedHealth Group Incorporated		
		.00000	27-3918706				BriovaRx Infusion Services, Inc.	DE	NIA	AxelaCare, LLC	Ownership	100.000	UnitedHealth Group Incorporated		
		.00000	20-4515146				BriovaRx of California, Inc.	CA	NIA	Salveo Specialty Pharmacy, Inc.	Ownership	100.000	UnitedHealth Group Incorporated		

ANNUAL STATEMENT FOR THE YEAR 2019 OF THE Oxford Health Plans (NJ), Inc.

SCHEDULE Y
PART 1A - DETAIL OF INSURANCE HOLDING COMPANY SYSTEM

1	2	3	4	5	6	7	8	9	10	11	12	13	14	15	16
Group Code	Group Name	NAIC Company Code	ID Number	Federal RSSD	CIK	Name of Securities Exchange if Publicly Traded (U.S. or International)	Names of Parent, Subsidiaries Or Affiliates	Domiciliary Location	Relationship to Reporting Entity	Directly Controlled by (Name of Entity/Person)	Type of Control (Ownership, Board, Management, Attorney-in-Fact, Influence, Other)	If Control is Ownership Provide Percentage	Ultimate Controlling Entity(ies)/Person(s)	Is an SCA Filing Required? (Y/N)	*
		.0000	11-3647935				BriovaRx of Florida, Inc.	DE	NIA	OptumRx PBM of Illinois, Inc.	Ownership	100.000	UnitedHealth Group Incorporated		
		.0000	27-1930321				BriovaRx of Georgia, LLC	AL	NIA	Optum Pharmacy 705, LLC	Ownership	100.000	UnitedHealth Group Incorporated		
		.0000	46-2790537				BriovaRx of Louisiana, L.L.C.	LA	NIA	Optum Pharmacy 705, LLC	Ownership	100.000	UnitedHealth Group Incorporated		
		.0000	01-0516051				BriovaRx of Maine, Inc.	ME	NIA	OptumRx PBM of Illinois, Inc.	Ownership	100.000	UnitedHealth Group Incorporated		
		.0000	27-3331130				BriovaRx of Massachusetts, LLC	MA	NIA	OptumRx PBM of Illinois, Inc.	Ownership	100.000	UnitedHealth Group Incorporated		
		.0000	74-3103518				BriovaRx of New York, Inc.	NY	NIA	Salveo Specialty Pharmacy, Inc.	Ownership	100.000	UnitedHealth Group Incorporated		
		.0000	20-2719823				BriovaRx of Texas, Inc.	TX	NIA	BriovaRx of Florida, Inc.	Ownership	100.000	UnitedHealth Group Incorporated		
		.0000	82-4030553				BriovaRx Specialty, LLC	DE	NIA	OptumRx Administrative Services, LLC	Ownership	100.000	UnitedHealth Group Incorporated		
		.0000	47-4278378				Cabin Enterprises, LLC	DE	NIA	Cabin Holdings, LLC	Ownership	100.000	UnitedHealth Group Incorporated		
		.0000	47-4264867				Cabin Holdings, LLC	DE	NIA	United HealthCare Services, Inc.	Ownership	100.000	UnitedHealth Group Incorporated		
		.0000	20-1711131				California Medical Group Insurance Company, Risk Retention Group	AZ	NIA	OptumCare Management, LLC	Ownership	67.000	UnitedHealth Group Incorporated		2
		.0000	61-1732160				California MedTrans Network IPA LLC	CA	NIA	California MedTrans Network MSO LLC	Ownership	100.000	UnitedHealth Group Incorporated		
		.0000	36-4780748				California MedTrans Network MSO LLC	CA	NIA	National MedTrans, LLC	Ownership	100.000	UnitedHealth Group Incorporated		
		.0000	81-0881243				California Spring Holdings, PC	CA	NIA	Physician(s) owned	Influence	0.000	UnitedHealth Group Incorporated		4
		.0000	52-1597478				Camp Hill Ambulatory Centers	PA	NIA	Camp Hill-SCA Centers, LLC	Influence	49.000	UnitedHealth Group Incorporated		5
		.0000	52-1597484				Camp Hill-SCA Centers, LLC	DE	NIA	SC Affiliates, LLC	Ownership	100.000	UnitedHealth Group Incorporated		
		.0000	27-3955254				Capital City Medical Group, L.L.C.	LA	NIA	UnitedHealthcare, Inc.	Ownership	100.000	UnitedHealth Group Incorporated		
		.0000	46-1981651				Cardio Management, Inc.	DE	NIA	OrthoNet Holdings, Inc.	Ownership	100.000	UnitedHealth Group Incorporated		
		.0000	20-8375685				Care Improvement Plus Group Management, LLC	MD	NIA	XLHealth Corporation	Ownership	100.000	UnitedHealth Group Incorporated		
.0707	UnitedHealth Group Incorporated	.12558	45-4976934				Care Improvement Plus of Texas Insurance Company	TX	IA	XLHealth Corporation	Ownership	100.000	UnitedHealth Group Incorporated		
.0707	UnitedHealth Group Incorporated	.12567	20-3888112				Care Improvement Plus South Central Insurance Company	AR	IA	XLHealth Corporation	Ownership	100.000	UnitedHealth Group Incorporated		
.0707	UnitedHealth Group Incorporated	.14041	27-5038136				Care Improvement Plus Wisconsin Insurance Company	WI	IA	XLHealth Corporation	Ownership	100.000	UnitedHealth Group Incorporated		
		.0000	98-1328471				Casa de Saúde Santa Therezinha Ltda.	BRA	NIA	Hospital Alvorada de Taguatinga Ltda.	Ownership	99.990	UnitedHealth Group Incorporated		2
		.0000	98-1328471				Casa de Saúde Santa Therezinha Ltda.	BRA	NIA	Esho - Empresa de Serviços Hospitalares S.A.	Ownership	0.000	UnitedHealth Group Incorporated		2
		.0000	82-5207935				Castle Rock SurgiCenter, LLC	CO	NIA	SCA-Castle Rock, LLC	Ownership	62.080	UnitedHealth Group Incorporated		2
		.0000	20-5807941				Catalyst360, LLC	DE	NIA	Optum Services, Inc.	Ownership	100.000	UnitedHealth Group Incorporated		
		.0000					Catamaran Finance (Ireland) Unlimited Company	IRL	NIA	Catamaran S.á.r.l.	Ownership	100.000	UnitedHealth Group Incorporated		
		.0000	98-1069737				Catamaran S.á.r.l.	LUX	NIA	UnitedHealthcare International II S.á.r.l.	Ownership	100.000	UnitedHealth Group Incorporated		
		.0000	82-1715584				CCEC Anesthesia Management, LLC	TX	NIA	Corpus Christi Endoscopy Center, L.L.P.	Ownership	100.000	UnitedHealth Group Incorporated		
		.0000	27-2533497				CDC Holdings Colombia S.A.S.	COL	NIA	Bordeaux UK Holdings II Limited	Ownership	100.000	UnitedHealth Group Incorporated		
		.0000	98-1111491				Cedar Park Surgery Center, LLC	TX	NIA	SCA Cedar Park Holdings, LLC	Ownership	53.520	UnitedHealth Group Incorporated		2
		.0000	98-1111491				Cemed Care - Empresa de Atendimento Clínico Geral Ltda.	BRA	NIA	Anil Assistência Médica Internacional S.A.	Ownership	99.990	UnitedHealth Group Incorporated		2
		.0000	98-1111491				Cemed Care - Empresa de Atendimento Clínico Geral Ltda.	BRA	NIA	Esho - Empresa de Serviços Hospitalares S.A.	Ownership	0.000	UnitedHealth Group Incorporated		2
		.0000	33-0483510				Centers for Family Medicine, GP	CA	NIA	Physician(s) owned	Influence	0.000	UnitedHealth Group Incorporated		4
		.0000	98-1448150				Central de Compras SpA	CHL	NIA	Inversiones Clínicas Santa María S.A.	Ownership	100.000	UnitedHealth Group Incorporated		
		.0000	45-4131797				Central Indiana Care Organization, LLC	IN	NIA	AHN Target Holdings, LLC	Ownership	100.000	UnitedHealth Group Incorporated		
		.0000	45-5600514				Central Ohio Care Organization, LLC	OH	NIA	AHN Target Holdings, LLC	Ownership	100.000	UnitedHealth Group Incorporated		
		.0000	30-1080342				CentriflyHealth, LLC	DE	NIA	UnitedHealth Group Incorporated	Ownership	100.000	UnitedHealth Group Incorporated		
		.0000	98-1390073				CentriHealth Corporation	CAN	NIA	CentriflyHealth, LLC	Ownership	100.000	UnitedHealth Group Incorporated		
		.0000					CentriHealth UK Limited	GBR	NIA	CentriflyHealth, LLC	Ownership	100.000	UnitedHealth Group Incorporated		
		.0000					Centro de Entrenamiento en Reanimación y Prevención Limitada (CERP)	CHL	NIA	Clínica Dávila y Servicios Médicos S.A.	Ownership	99.000	UnitedHealth Group Incorporated		
		.0000					Centro de Entrenamiento en Reanimación y Prevención Limitada (CERP)	CHL	NIA	Servicios Integrados de Salud Ltda.	Ownership	1.000	UnitedHealth Group Incorporated		

41.3

ANNUAL STATEMENT FOR THE YEAR 2019 OF THE Oxford Health Plans (NJ), Inc.

SCHEDULE Y
PART 1A - DETAIL OF INSURANCE HOLDING COMPANY SYSTEM

1	2	3	4	5	6	7	8	9	10	11	12	13	14	15	16
Group Code	Group Name	NAIC Company Code	ID Number	Federal RSSD	CIK	Name of Securities Exchange if Publicly Traded (U.S. or International)	Names of Parent, Subsidiaries Or Affiliates	Domi-ciliary Location	Relation-ship to Reporting Entity	Directly Controlled by (Name of Entity/Person)	Type of Control (Ownership, Board, Management, Attorney-in-Fact, Influence, Other)	If Control is Ownership Provide Percentage	Ultimate Controlling Entity(ies)/Person(s)	Is an SCA Filing Re-quired? (Y/N)	*
		.00000	98-1450490				Centro de Servicios Compartidos Banmédica S.A.	.CHL	NIA	Banmédica S.A.	Ownership	99.900	UnitedHealth Group Incorporated		1
		.00000					Centro Médico Hospitalar Pitangueiras Ltda.	.BRA	NIA	Esho – Empresa de Serviços Hospitalares S.A.	Ownership	100.000	UnitedHealth Group Incorporated		
		.00000					Centro Médico Hospitalar Pitangueiras Ltda.	.BRA	NIA	Hospital Alvorada de Taguatinga Ltda.	Ownership	0.001	UnitedHealth Group Incorporated		
		.00000	98-1457197				Centro Médico Odontológico Americano S.A.C.	.PER	NIA	Pacífico S.A. Entidad Prestadora de Salud	Ownership	80.000	UnitedHealth Group Incorporated		1
		.00000	98-1451635				Centromed Quilpué S.A.	.CHL	NIA	Administradora Médica Centromed S.A.	Ownership	93.450	UnitedHealth Group Incorporated		2
		.00000					Centros Médicos y Dentales Multimed Ltda.	.CHL	NIA	Omesa S.A.	Ownership	99.990	UnitedHealth Group Incorporated		
		.00000					Centros Médicos y Dentales Multimed Ltda.	.CHL	NIA	Clínica Dávila y Servicios Médicos S.A.	Ownership	0.010	UnitedHealth Group Incorporated		
.0707	UnitedHealth Group Incorporated	.42765	42-1194107				Centurion Casualty Company	.IA	IA	Specialty Benefits, LLC	Ownership	100.000	UnitedHealth Group Incorporated		
		.00000	46-1454664				Channel Islands Surgicenter Properties, LLC	.DE	NIA	SCA Holding Company, Inc.	Ownership	62.743	UnitedHealth Group Incorporated		2
		.00000					Charleston Surgery Center Limited Partnership	.SC	NIA	SCA-Charleston, LLC	Influence	20.340	UnitedHealth Group Incorporated		5
		.00000	82-3973199				Charleston Surgery Properties, LLC	.DE	NIA	SCA-Charleston, LLC	Ownership	50.850	UnitedHealth Group Incorporated		2
		.00000	56-1449531				Charlotte Surgery Center, LLC	.NC	NIA	Charlotte-SC, LLC	Influence	16.509	UnitedHealth Group Incorporated		5
		.00000					Charlotte Surgery Properties, Limited Partnership	.NC	NIA	SCA-Mecklenburg Development Corp.	Influence	14.000	UnitedHealth Group Incorporated		5
		.00000	56-1449532				Charlotte Surgery Properties, Limited Partnership	.NC	NIA	SC Affiliates, LLC	Influence	4.000	UnitedHealth Group Incorporated		5
		.00000	62-1262567				Charlotte-SC, LLC	.DE	NIA	SC Affiliates, LLC	Ownership	100.000	UnitedHealth Group Incorporated		
		.00000	26-2389638				Childrens Surgery Center, LLC	.FL	NIA	SCA-Central Florida, LLC	Ownership	52.202	UnitedHealth Group Incorporated		2
		.00000	98-1093539				ChinaGate (Hong Kong) Limited	.CHN	NIA	Optum, Inc.	Ownership	100.000	UnitedHealth Group Incorporated		
		.00000	62-1510209				Citrus Regional Surgery Center, L.P.	.TN	NIA	SCA-Citrus, Inc.	Ownership	57.000	UnitedHealth Group Incorporated		2
		.00000	20-3742012				Cleburne Surgical Center, LLC	.TX	NIA	THR-SCA Holdings, LLC	Ownership	0.000	UnitedHealth Group Incorporated		
		.00000	98-1459640				Clínica Alameda S.A.	.CHL	NIA	Vidaintegra S.A.	Ownership	99.841	UnitedHealth Group Incorporated		
		.00000	98-1459640				Clínica Alameda S.A.	.CHL	NIA	Saden S.A.	Ownership	0.159	UnitedHealth Group Incorporated		
		.00000	98-1443171				Clínica Bio Bio S.A.	.CHL	NIA	Inversiones Clínicas Santa María S.A.	Ownership	100.000	UnitedHealth Group Incorporated		
		.00000	98-1442191				Clínica Ciudad del Mar S.A.	.CHL	NIA	Inversiones Clínicas Santa María S.A.	Ownership	100.000	UnitedHealth Group Incorporated		
		.00000	98-1446132				Clínica Dávila y Servicios Médicos S.A.	.CHL	NIA	Banmédica S.A.	Ownership	99.991	UnitedHealth Group Incorporated		
		.00000	98-1446132				Clínica Dávila y Servicios Médicos S.A.	.CHL	NIA	Clínica Santa María S.A.	Ownership	0.009	UnitedHealth Group Incorporated		
		.00000					Clínica del Country S.A.	.COL	NIA	Banmédica Internacional SpA	Ownership	50.000	UnitedHealth Group Incorporated		
		.00000					Clínica del Country S.A.	.COL	NIA	CDC Holdings Colombia S.A.S.	Ownership	50.000	UnitedHealth Group Incorporated		
		.00000					Clínica Iquique S.A.	.CHL	NIA	Banmédica S.A.	Influence	13.080	UnitedHealth Group Incorporated		5
		.00000	98-1350667				Clínica Médico Cirúrgica de Santa Tecla, S.A.	.PRT	NIA	Lusíadas, SGPS, S.A.	Ownership	100.000	UnitedHealth Group Incorporated		
		.00000					Clínica Portoazul S.A.	.COL	NIA	Clínica del Country S.A.	Influence	27.700	UnitedHealth Group Incorporated		5
		.00000					Clínica San Borja (La Esperanza del Perú S.A.)	.PER	NIA	Pacífico S.A. Entidad Prestadora de Salud	Ownership	99.990	UnitedHealth Group Incorporated		1
		.00000	98-1462343				Clínica San Felipe S.A.	.PER	NIA	Pacífico S.A. Entidad Prestadora de Salud	Ownership	93.740	UnitedHealth Group Incorporated		1
		.00000	98-1455936				Clínica Sánchez Ferrer S.A.	.PER	NIA	Pacífico S.A. Entidad Prestadora de Salud	Ownership	99.990	UnitedHealth Group Incorporated		1
		.00000	98-1442754				Clínica Santa María S.A.	.CHL	NIA	Banmédica S.A.	Ownership	99.433	UnitedHealth Group Incorporated		2
		.00000	98-1442745				Clínica Vespuccio S.A.	.CHL	NIA	Inversiones Clínicas Santa María S.A.	Ownership	100.000	UnitedHealth Group Incorporated		
		.00000	46-2879718				Clinical Partners of Colorado Springs, LLC	.CO	NIA	OptumCare Colorado, LLC	Ownership	50.000	UnitedHealth Group Incorporated		2
		.00000	20-2236024				Clinton Partners, LLC	.MI	NIA	HFHS-SCA Holdings, LLC	Ownership	52.740	UnitedHealth Group Incorporated		
		.00000	98-1350671				CLISA – Clínica de Santo António, S.A.	.PRT	NIA	Lusíadas, SGPS, S.A.	Ownership	100.000	UnitedHealth Group Incorporated		
		.00000	98-1337968				CMO – Centro Médico de Oftalmología S/S Ltda.	.BRA	NIA	Hospital Alvorada de Taguatinga Ltda.	Ownership	99.000	UnitedHealth Group Incorporated		
		.00000	98-1337968				CMO – Centro Médico de Oftalmología S/S Ltda.	.BRA	NIA	Lotten-Eyes Oftalmologia Clinica e Cirurgica Ltda.	Ownership	1.000	UnitedHealth Group Incorporated		
		.00000	98-1277015				CMS – Central de Manipulação e Serviços Farmacêuticos S.A.	.BRA	NIA	COI – Clínicas Oncológicas Integradas S.A.	Ownership	100.000	UnitedHealth Group Incorporated		
		.00000	71-0873411				CNIC Health Solutions, Inc.	.CO	NIA	Rocky Mountain Health Maintenance Organization, Incorporated	Ownership	100.000	UnitedHealth Group Incorporated		

ANNUAL STATEMENT FOR THE YEAR 2019 OF THE Oxford Health Plans (NJ), Inc.

SCHEDULE Y
PART 1A - DETAIL OF INSURANCE HOLDING COMPANY SYSTEM

1	2	3	4	5	6	7	8	9	10	11	12	13	14	15	16
Group Code	Group Name	NAIC Company Code	ID Number	Federal RSSD	CIK	Name of Securities Exchange if Publicly Traded (U.S. or International)	Names of Parent, Subsidiaries Or Affiliates	Domiciliary Location	Relationship to Reporting Entity	Directly Controlled by (Name of Entity/Person)	Type of Control (Ownership, Board, Management, Attorney-in-Fact, Influence, Other)	If Control is Ownership Provide Percentage	Ultimate Controlling Entity(ies)/Person(s)	Is an SCA Filing Required? (Y/N)	*
		.00000	56-2674371				Coachella Valley Physicians of PrimeCare, Inc.	CA	NIA	PrimeCare of Riverside, Inc.	Ownership	100.000	UnitedHealth Group Incorporated		
		.00000	27-1193028				Coalition for Advanced Pharmacy Services, Inc.	DE	NIA	OptumRx Health Solutions, LLC	Ownership	93.266	UnitedHealth Group Incorporated		
		.00000	27-1193028				Coalition for Advanced Pharmacy Services, Inc.	DE	NIA	OptumRx PBM of Maryland, LLC	Ownership	5.341	UnitedHealth Group Incorporated		
		.00000	27-1193028				Coalition for Advanced Pharmacy Services, Inc.	DE	NIA	Optum Hospice Pharmacy Services, LLC	Ownership	1.277	UnitedHealth Group Incorporated		
		.00000	27-1193028				Coastal Physicians Management, Inc.	CA	NIA	OptumRx Home Delivery of Ohio, LLC	Ownership	0.116	UnitedHealth Group Incorporated		
		.00000	33-0714414				COI - Clínicas Oncológicas Integradas S.A.	BRA	NIA	OptumCare Management, LLC	Ownership	100.000	UnitedHealth Group Incorporated		
		.00000	98-1276040				Collaborative Care Holdings, LLC	DE	NIA	COI Participações S.A.	Ownership	100.000	UnitedHealth Group Incorporated		
		.00000	27-2337616				Collaborative Care Holdings, LLC	DE	NIA	OptumHealth Holdings, LLC	Ownership	100.000	UnitedHealth Group Incorporated		
		.00000	27-2337487				Collaborative Care Services, Inc.	DE	NIA	Collaborative Care Holdings, LLC	Ownership	100.000	UnitedHealth Group Incorporated		
		.00000	45-2614005				Collaborative Realty, LLC	NY	NIA	Collaborative Care Holdings, LLC	Ownership	100.000	UnitedHealth Group Incorporated		
		.00000					Colmedica Medicina Prepagada	COL	NIA	Banmedica S.A.	Ownership	76.270	UnitedHealth Group Incorporated		
		.00000					Colmedica Medicina Prepagada	COL	NIA	Constructora e Inmobiliaria Magapoq S.A.	Ownership	23.730	UnitedHealth Group Incorporated		
		.00000	83-1529015				Colonial Outpatient Surgery Center, LLC	FL	NIA	SCA-Colonial Partners, LLC	Ownership	53.000	UnitedHealth Group Incorporated		
		.00000					Colorado Innovative Physician Solutions, Inc.	CO	NIA	OptumCare Colorado, LLC	Ownership	100.000	UnitedHealth Group Incorporated		
		.00000	37-1636677				Colorado Springs Surgery Center, Ltd.	CO	NIA	SCA-Colorado Springs, LLC	Ownership	95.000	UnitedHealth Group Incorporated		2
		.00000	84-1160450				Comfort Care Transportation, LLC	TX	NIA	WellMed Medical Management, Inc.	Ownership	100.000	UnitedHealth Group Incorporated		
		.00000	11-3647007				Connecticut Surgery Center, Limited Partnership	CT	NIA	Connecticut Surgical Center, LLC	Ownership	51.000	UnitedHealth Group Incorporated		2
		.00000	06-1592173				Connecticut Surgery Properties, LLC	DE	NIA	Connecticut Surgical Center, LLC	Ownership	100.000	UnitedHealth Group Incorporated		
		.00000	26-1313646				Connecticut Surgical Center, LLC	DE	NIA	Surgical Care Affiliates, LLC	Ownership	62.250	UnitedHealth Group Incorporated		2
		.00000	06-1156342				Constructora e Inmobiliaria Magapoq S.A.	CHL	NIA	Banmedica S.A.	Ownership	99.900	UnitedHealth Group Incorporated		
		.00000	98-1448720				Constructora e Inmobiliaria Magapoq S.A.	CHL	NIA	Inmobiliaria Apoquindo 3600 Ltda.	Ownership	0.100	UnitedHealth Group Incorporated		
		.00000	98-1448720				Consumer Wellness Solutions, Inc.	DE	NIA	Optum Services, Inc.	Ownership	100.000	UnitedHealth Group Incorporated		
		.00000	20-0231080				Convenio Regenero S.A.	CHL	NIA	Clínica Dávila y Servicios Médicos S.A.	Influence	20.000	UnitedHealth Group Incorporated		5
		.00000	83-2599969				Cornell Surgicenter, LLC	OR	NIA	Providence & SCA Off-Campus Holdings, LLC	Ownership	55.000	UnitedHealth Group Incorporated		
		.00000	20-2595593				Corpus Christi Endoscopy Center, L.L.P.	TX	NIA	SCA Pacific Holdings, Inc.	Ownership	18.500	UnitedHealth Group Incorporated		
		.00000					Country Scan Ltda.	COL	NIA	Patrimonio Autónomo Nueva Clínica - PANC.	Ownership	51.800	UnitedHealth Group Incorporated		2
		.00000	26-0080565				Cypress Care, Inc.	DE	NIA	Healthcare Solutions, Inc.	Ownership	100.000	UnitedHealth Group Incorporated		
		.00000	45-2678686				Damon Dialysis, LLC	GA	NIA	AHN Target Holdings, LLC	Influence	0.045	UnitedHealth Group Incorporated		5
		.00000	63-1263704				Danbury Surgical Center, L.P.	GA	NIA	SCA Danbury Surgical Center, LLC	Ownership	50.419	UnitedHealth Group Incorporated		2
		.00000	81-5101448				David Moen, M.D. P.C.	NY	NIA	Physician(s) owned	Influence	0.000	UnitedHealth Group Incorporated		4
		.00000	45-2380022				David R. Ferrell, M.D., P.C.	NY	NIA	Physician(s) owned	Influence	0.000	UnitedHealth Group Incorporated		4
		.00000	11-2811353				Day-Op Center Of Long Island Inc.	NY	NIA	Physician(s) owned	Influence	0.000	UnitedHealth Group Incorporated		4
		.00000	75-2790863				Day-Op Surgery Consulting Company, LLC	DE	NIA	ProHEALTH Medical Management, LLC	Ownership	100.000	UnitedHealth Group Incorporated		
		.00000	52-1811176				DBP Services of New York IPA, Inc.	NY	NIA	Dental Benefit Providers, Inc.	Ownership	100.000	UnitedHealth Group Incorporated		
		.00000	52-1452809				Dental Benefit Providers of California, Inc.	CA	IA	Dental Benefit Providers, Inc.	Ownership	100.000	UnitedHealth Group Incorporated		
.0707	UnitedHealth Group Incorporated	.52053	36-4008355				Dental Benefit Providers of Illinois, Inc.	IL	IA	Dental Benefit Providers, Inc.	Ownership	100.000	UnitedHealth Group Incorporated		
		.00000	41-2014834				Dental Benefit Providers, Inc.	DE	NIA	United HealthCare Services, Inc.	Ownership	100.000	UnitedHealth Group Incorporated		
		.00000					Denton Endoscopy Surgery Center, LLC	TX	NIA	THR-SCA Holdings, LLC	Ownership	0.000	UnitedHealth Group Incorporated		
		.00000	47-0926556				Denton Surgery Center, LLC	TX	NIA	THR-SCA Holdings, LLC	Ownership	0.000	UnitedHealth Group Incorporated		
		.00000	82-1436601				Derry Surgical Center, LLC	NH	NIA	SCA-Derry, LLC	Ownership	71.000	UnitedHealth Group Incorporated		2
		.00000	98-1460401				Diagnóstico Ecotomográfico Centromed Ltda.	CHL	NIA	Administradora Médica Centromed S.A.	Ownership	50.000	UnitedHealth Group Incorporated		2
		.00000	98-1460347				Diasnóstico por Imágenes Centromed Ltda.	CHL	NIA	Administradora Médica Centromed S.A.	Ownership	93.340	UnitedHealth Group Incorporated		
		.00000	98-1460347				Diasnóstico por Imágenes Centromed Ltda.	CHL	NIA	Centromed Quilpué S.A.	Ownership	6.660	UnitedHealth Group Incorporated		
		.00000	33-0292435				Digestive Disease Center, L.P.	CA	NIA	Beach Surgical Holdings LLC	Ownership	51.000	UnitedHealth Group Incorporated		
		.00000	98-1285762				Diab Medicina Nuclear Ltda.	BRA	NIA	Esho - Empresa de Serviços Hospitalares S.A.	Ownership	95.000	UnitedHealth Group Incorporated		2

ANNUAL STATEMENT FOR THE YEAR 2019 OF THE Oxford Health Plans (NJ), Inc.

SCHEDULE Y
PART 1A - DETAIL OF INSURANCE HOLDING COMPANY SYSTEM

1	2	3	4	5	6	7	8	9	10	11	12	13	14	15	16
Group Code	Group Name	NAIC Company Code	ID Number	Federal RSSD	CIK	Name of Securities Exchange if Publicly Traded (U.S. or International)	Names of Parent, Subsidiaries Or Affiliates	Domiciliary Location	Relationship to Reporting Entity	Directly Controlled by (Name of Entity/Person)	Type of Control (Ownership, Board, Management, Attorney-in-Fact, Influence, Other)	If Control is Ownership Provide Percentage	Ultimate Controlling Entity(ies)/Person(s)	Is an SCA Filing Required? (Y/N)	*
		.0000	30-0238641				Distance Learning Network, Inc.	DE	NIA	OptumHealth Holdings, LLC	Ownership	100.000	UnitedHealth Group Incorporated		
		.0000					Doctor + S.A.C.	PER	NIA	Pacifico S.A. Entidad Prestadora de Salud	Ownership	99.900	UnitedHealth Group Incorporated		1
		.0000	82-5264853				Dry Creek Surgery Center, LLC	CO	NIA	SCA-DRY CREEK, LLC	Ownership	55.000	UnitedHealth Group Incorporated		2
		.0000	82-5181311				DTC Surgery Center, LLC	CO	NIA	SCA-Denver Physicians Holdings, LLC	Ownership	55.000	UnitedHealth Group Incorporated		2
		.0000	27-2103713				Dublin Surgery Center, LLC	OH	NIA	SCA-Dublin, LLC	Ownership	58.800	UnitedHealth Group Incorporated		2
		.0000					Duncan Printing Services, LLC	SC	NIA	UnitedHealthcare Insurance Company	Ownership	100.000	UnitedHealth Group Incorporated		
		.0000	04-3106404				Durable Medical Equipment, Inc.	MA	NIA	Reliant Medical Group, Inc.	Ownership	100.000	UnitedHealth Group Incorporated		
		.0000	59-3625966				DWIC of Tampa Bay, Inc.	FL	NIA	MedExpress Development, LLC	Ownership	100.000	UnitedHealth Group Incorporated		
		.0000	59-3705426				E Street Endoscopy, LLC	FL	NIA	West Coast Endoscopy Holdings, LLC	Ownership	51.000	UnitedHealth Group Incorporated		2
		.0000	95-4660712				Ear Professionals International Corporation	DE	NIA	Specialty Benefits, LLC	Ownership	0.002	UnitedHealth Group Incorporated		2
		.0000	02-0593133				East Brunswick Surgery Center, LLC	NJ	NIA	ASC Holdings of New Jersey, LLC	Ownership	51.000	UnitedHealth Group Incorporated		2
		.0000	71-0923682				eCode Solutions, LLC	DE	NIA	Surgical Care Affiliates, LLC	Ownership	100.000	UnitedHealth Group Incorporated		
		.0000	84-1162764				Electronic Network Systems, Inc.	DE	NIA	OptumInsight, Inc.	Ownership	100.000	UnitedHealth Group Incorporated		
		.0000	98-1339173				Elual Participações S.A.	BRA	NIA	Amil Assistência Médica Internacional S.A.	Ownership	60.000	UnitedHealth Group Incorporated		
		.0000	98-1339173				Elual Participações S.A.	BRA	NIA	Esho - Empresa de Serviços Hospitalares S.A.	Ownership	40.000	UnitedHealth Group Incorporated		
		.0000	83-1806511				Emmaus Holdings, LLC	NJ	NIA	SCA-New Jersey, LLC	Influence	29.940	UnitedHealth Group Incorporated		5
		.0000	33-0181426				Empire Physician Management Company, LLC	CA	NIA	North American Medical Management California, Inc.	Ownership	100.000	UnitedHealth Group Incorporated		
		.0000	33-0181426				Empire Physicians' Medical Group, Inc.	CA	NIA	Physician(s) owned	Influence	0.000	UnitedHealth Group Incorporated		4
		.0000	26-4682368				Employers' Health Choice PPO, Inc.	AR	NIA	HealthScope Benefits, Inc.	Ownership	50.000	UnitedHealth Group Incorporated		2
		.0000					Empremédica S. A.	PER	NIA	Banmédica S.A.	Ownership	99.990	UnitedHealth Group Incorporated		1
		.0000	47-3495605				Endoscopy Center Affiliates, Inc.	DE	NIA	National Surgery Centers, LLC	Ownership	100.000	UnitedHealth Group Incorporated		
.0707	UnitedHealth Group Incorporated	.89087	75-1617708				Enterprise Life Insurance Company	TX	IA	Freedom Life Insurance Company of America	Ownership	100.000	UnitedHealth Group Incorporated		
		.0000	35-2607738				EP Campus I, LLC	DE	NIA	UnitedHealthcare Insurance Company	Ownership	100.000	UnitedHealth Group Incorporated		
		.0000	81-0732646				Equian Parent Corp.	DE	NIA	OptumInsight, Inc.	Ownership	100.000	UnitedHealth Group Incorporated		
		.0000	27-0083277				Equian, LLC	IN	NIA	Equian Parent Corp.	Ownership	100.000	UnitedHealth Group Incorporated		
		.0000					Esho - Empresa de Serviços Hospitalares S.A.	BRA	NIA	Amil Assistência Médica Internacional S.A.	Ownership	99.667	UnitedHealth Group Incorporated		2
		.0000					Etho - Empresa de Tecnologia Hospitalar Ltda.	BRA	NIA	Amil Assistência Médica Internacional S.A.	Ownership	90.060	UnitedHealth Group Incorporated		2
		.0000	98-1122399				Evercare Collaborative Solutions, Inc.	DE	NIA	Ovations, Inc.	Ownership	100.000	UnitedHealth Group Incorporated		
		.0000	86-0964571				Everett MSO, Inc.	WA	NIA	OptumCare Holdings, LLC	Ownership	100.000	UnitedHealth Group Incorporated		
		.0000	81-1070402				Everett Physicians, Inc. P.S.	WA	NIA	Physician(s) owned	Influence	0.000	UnitedHealth Group Incorporated		4
		.0000	81-1625636							Esho - Empresa de Serviços Hospitalares S.A.	Ownership	99.690	UnitedHealth Group Incorporated		2
		.0000	98-1111239				Excellion Serviços Biomédicos Ltda.	BRA	NIA	S.A.	Ownership	99.690	UnitedHealth Group Incorporated		2
		.0000	20-0087132				Excelsior Insurance Brokerage, Inc.	DE	NIA	HealthMarkets Insurance Agency, Inc.	Ownership	100.000	UnitedHealth Group Incorporated		
		.0000	11-3669765				Executive Health Resources, Inc.	PA	NIA	OptumInsight, Inc.	Ownership	100.000	UnitedHealth Group Incorporated		
		.0000	30-0701899				Executive Surgery Center, LLC	TX	NIA	SCA-Houston Executive, LLC	Ownership	53.850	UnitedHealth Group Incorporated		2
		.0000	98-1259260				Exploration for Mine Clearance LLC	IRQ	NIA	UnitedHealthcare Global Medical (UK) Limited	Ownership	100.000	UnitedHealth Group Incorporated		
		.0000					Eye Clinic Oftalmologia Clínico Cirúrgica e Diagnóstico Ltda.	BRA	NIA	Hospital Alvorada de Taguatinga Ltda.	Ownership	99.990	UnitedHealth Group Incorporated		
		.0000					Eye Clinic Oftalmologia Clínico Cirúrgica e Diagnóstico Ltda.	BRA	NIA	Lotten-Eyes Oftalmologia Clínica e Cirúrgica Ltda.	Ownership	0.010	UnitedHealth Group Incorporated		
		.0000	88-0223385				Family Health Care Services	NV	NIA	Sierra Health Services, Inc.	Ownership	100.000	UnitedHealth Group Incorporated		
		.0000	88-0257036				Family Home Hospice, Inc.	NV	NIA	Sierra Health Services, Inc.	Ownership	100.000	UnitedHealth Group Incorporated		
		.0000	56-1754482				Fayetteville Ambulatory Surgery Center, L.P.	NC	NIA	NSC Fayetteville, LLC	Influence	46.240	UnitedHealth Group Incorporated		5
		.0000					Fideicomiso Clínica Barranquilla Portozul FA-517	COL	NIA	Clínica del Country S.A.	Influence	28.360	UnitedHealth Group Incorporated		5
		.0000	47-2066485				First Hill Surgery Center, LLC	WA	NIA	Physician(s) owned	Influence	0.000	UnitedHealth Group Incorporated		4
		.0000	62-1551098				Florence Surgery Center, L.P.	TN	NIA	SCA-Florence, LLC	Ownership	30.000	UnitedHealth Group Incorporated		

ANNUAL STATEMENT FOR THE YEAR 2019 OF THE Oxford Health Plans (NJ), Inc.

SCHEDULE Y
PART 1A - DETAIL OF INSURANCE HOLDING COMPANY SYSTEM

1	2	3	4	5	6	7	8	9	10	11	12	13	14	15	16
Group Code	Group Name	NAIC Company Code	ID Number	Federal RSSD	CIK	Name of Securities Exchange if Publicly Traded (U.S. or International)	Names of Parent, Subsidiaries Or Affiliates	Domi-ciliary Location	Relation-ship to Reporting Entity	Directly Controlled by (Name of Entity/Person)	Type of Control (Ownership, Board, Management, Attorney-in-Fact, Influence, Other)	If Control is Ownership Provide Percentage	Ultimate Controlling Entity(ies)/Person(s)	Is an SCA Filing Re-quired? (Y/N)	*
		.00000	32-0432993				Florida MedTrans Network LLC	FL	NIA	Florida MedTrans Network MSO LLC	Ownership	100.000	UnitedHealth Group Incorporated		
		.00000	36-4778512				Florida MedTrans Network MSO LLC	FL	NIA	Metropolitan Medical Transportation IPA, LLC	Ownership	100.000	UnitedHealth Group Incorporated		
		.00000	35-2456267				FMG Holdings, LLC	DE	NIA	UnitedHealth Group Incorporated	Ownership	98.704	UnitedHealth Group Incorporated		
		.00000	35-2456267				FMG Holdings, LLC	DE	NIA	Hygeia Corporation	Ownership	1.296	UnitedHealth Group Incorporated		
		.00000	86-0908902				For Health of Arizona, Inc.	AZ	NIA	For Health, Inc.	Ownership	100.000	UnitedHealth Group Incorporated		
		.00000	33-0766617				For Health, Inc.	DE	NIA	Inspiris, Inc.	Ownership	100.000	UnitedHealth Group Incorporated		
		.00000	68-0116391				Fort Sutter Surgery Center, a California Limited Partnership	CA	NIA	ASC Operators, LLC	Influence	53.000	UnitedHealth Group Incorporated		5
		.00000	77-0368346				Fort Worth Endoscopy Centers, LLC	TX	NIA	THR-SCA Holdings, LLC	Ownership	0.000	UnitedHealth Group Incorporated		
		.00000	86-0901608				Fortified Provider Network, Inc	AZ	NIA	Equian Buyer Corp.	Ownership	100.000	UnitedHealth Group Incorporated		
		.00000	86-0901608				Fortified Provider Network, Inc.	AZ	NIA	Equian Parent Corp.	Ownership	100.000	UnitedHealth Group Incorporated		
		.00000	27-0695411				Fortify Technologies Asia, LLC	PHL	NIA	Savvysherpa, LLC	Ownership	99.990	UnitedHealth Group Incorporated		2
		.00000	27-0695411				Fortify Technologies, LLC	MN	NIA	Savvysherpa, LLC	Ownership	100.000	UnitedHealth Group Incorporated		
		.00000	75-2193766				Foundation Financial Services, Inc.	NV	NIA	USHEALTH Group, Inc.	Ownership	100.000	UnitedHealth Group Incorporated		
		.00000	20-3412606				Franklin Surgical Center, LLC	NJ	NIA	SCA-Franklin, LLC	Ownership	52.640	UnitedHealth Group Incorporated		2
.0707	UnitedHealth Group Incorporated	.62324	61-1096685				Freedom Life Insurance Company of America	TX	IA	USHEALTH Group, Inc.	Ownership	100.000	UnitedHealth Group Incorporated		
		.00000	82-3453993				Freeway Surgicenter of Houston, LLC	TX	NIA	SCA-Freeway Holdings, LLC	Ownership	59.320	UnitedHealth Group Incorporated		2
		.00000	98-1172769				Frontier Medex Tanzania Limited	TZA	NIA	UnitedHealthcare Global Medical (UK) Limited	Ownership	99.000	UnitedHealth Group Incorporated		2
		.00000	68-0679514				FrontierMEDEX (RMS), Inc.	DE	NIA	FMG Holdings, LLC	Ownership	100.000	UnitedHealth Group Incorporated		
		.00000	45-5339512				FrontierMEDEX Government Services, LLC	DE	NIA	FMG Holdings, LLC	Ownership	100.000	UnitedHealth Group Incorporated		
		.00000	98-1147103				FrontierMEDEX Kenya Limited	KEN	NIA	UnitedHealthcare Global Medical (UK) Limited	Ownership	99.900	UnitedHealth Group Incorporated		
		.00000	98-1147103				FrontierMEDEX Kenya Limited	KEN	NIA	UnitedHealthcare International I B.V.	Ownership	0.100	UnitedHealth Group Incorporated		
		.00000	98-1101521				FrontierMEDEX Limited	IRQ	NIA	UnitedHealthcare Global Medical (UK) Limited	Ownership	100.000	UnitedHealth Group Incorporated		
		.00000	33-1219808				FrontierMEDEX US, Inc.	DE	NIA	UnitedHealth Group Incorporated	Ownership	100.000	UnitedHealth Group Incorporated		
		.00000	33-1219808				FrontierMEDEX US, Inc.	DE	NIA	UnitedHealth Group Incorporated	Ownership	35.277	UnitedHealth Group Incorporated		
		.00000	33-1219808				FrontierMEDEX US, Inc.	DE	NIA	FMG Holdings, LLC	Ownership	14.723	UnitedHealth Group Incorporated		
		.00000	52-2230470				FrontierMEDEX, Inc.	MN	NIA	FrontierMEDEX US, Inc.	Ownership	100.000	UnitedHealth Group Incorporated		
		.00000	63-0833765				Fundación Barmédica	CHL	NIA	Barmédica S.A.	Ownership	100.000	UnitedHealth Group Incorporated		
		.00000	62-1488653				Gadsden Surgery Center, LLC	DE	NIA	SC Affiliates, LLC	Ownership	100.000	UnitedHealth Group Incorporated		
		.00000	62-1600268				Gadsden Surgery Center, Ltd.	AL	NIA	Gadsden Surgery Center, LLC	Ownership	58.500	UnitedHealth Group Incorporated		2
		.00000	27-0556097				Gainesville Surgery Center, L.P.	TN	NIA	SCA-Northeast Georgia Health, LLC	Ownership	87.000	UnitedHealth Group Incorporated		2
		.00000	38-4034308				Gainesville Surgery Properties, LLC	DE	NIA	Gainesville Surgery Center, L.P.	Ownership	100.000	UnitedHealth Group Incorporated		
		.00000	47-3851949				Genoa Healthcare LLC	PA	NIA	Specialized Pharmaceuticals, Inc.	Ownership	100.000	UnitedHealth Group Incorporated		
		.00000	20-5009764				Genoa Healthcare, Inc.	DE	NIA	OptumRx Holdings, LLC	Ownership	100.000	UnitedHealth Group Incorporated		
		.00000	38-4034308				Genoa of Arkansas, LLC	AR	NIA	Genoa Healthcare LLC	Ownership	100.000	UnitedHealth Group Incorporated		
		.00000	45-3010132				Genoa Technology (Canada) Inc.	CAN	NIA	Genoa Technology, Inc.	Ownership	100.000	UnitedHealth Group Incorporated		
		.00000	37-0920164				Genoa Technology, Inc.	DE	NIA	Genoa Healthcare LLC	Ownership	100.000	UnitedHealth Group Incorporated		
		.00000	65-1025514				Genoa Telepsychiatry, Inc.	DE	NIA	Genoa Healthcare LLC	Ownership	100.000	UnitedHealth Group Incorporated		
		.00000	65-1025514				Genoa, QoL Wholesale, LLC	DE	NIA	Genoa Healthcare LLC	Ownership	100.000	UnitedHealth Group Incorporated		
		.00000	47-3495605				gethealthinsurance.com Agency Inc.	IN	NIA	Golden Rule Financial Corporation	Ownership	100.000	UnitedHealth Group Incorporated		
		.00000	62-1601450				Gladiolus Surgery Center, L.L.C.	FL	NIA	SCA-Gladiolus, LLC	Ownership	100.000	UnitedHealth Group Incorporated		
		.00000	37-0855360				Gladiolus Surgery Center, LLC	FL	NIA	SCA-Gladiolus, LLC	Influence	46.000	UnitedHealth Group Incorporated		5
		.00000	33-0529450				GLBESC, LLC	DE	NIA	Beach Surgical Holdings LLC	Ownership	51.282	UnitedHealth Group Incorporated		
		.00000	62-1601450				Glenwood Surgical Center, L.P.	CA	NIA	Glenwood-SC, Inc.	Ownership	56.730	UnitedHealth Group Incorporated		2
		.00000	20-3420886				Glenwood-SC, Inc.	TN	NIA	SC Affiliates, LLC	Ownership	100.000	UnitedHealth Group Incorporated		
		.00000	37-0855360				Golden Outlook, Inc.	CA	NIA	Golden Rule Financial Corporation	Ownership	100.000	UnitedHealth Group Incorporated		
.0707	UnitedHealth Group Incorporated	.62286	37-6028756	3057283			Golden Rule Financial Corporation	DE	NIA	UnitedHealth Group Incorporated	Ownership	100.000	UnitedHealth Group Incorporated		
		.00000	33-0529450				Golden Rule Insurance Company	IN	IA	Golden Rule Financial Corporation	Ownership	100.000	UnitedHealth Group Incorporated		2
		.00000	52-1597483				Golden Triangle Surgicenter, L.P.	CA	NIA	Surgery Centers-West Holdings, LLC	Ownership	72.000	UnitedHealth Group Incorporated		2
		.00000					Grandview Surgery Center, LTD.	PA	NIA	Camp Hill Ambulatory Centers	Influence	41.990	UnitedHealth Group Incorporated		5

41.7

ANNUAL STATEMENT FOR THE YEAR 2019 OF THE Oxford Health Plans (NJ), Inc.

SCHEDULE Y
PART 1A - DETAIL OF INSURANCE HOLDING COMPANY SYSTEM

1	2	3	4	5	6	7	8	9	10	11	12	13	14	15	16
Group Code	Group Name	NAIC Company Code	ID Number	Federal RSSD	CIK	Name of Securities Exchange if Publicly Traded (U.S. or International)	Names of Parent, Subsidiaries Or Affiliates	Domiciliary Location	Relationship to Reporting Entity	Directly Controlled by (Name of Entity/Person)	Type of Control (Ownership, Board, Management, Attorney-in-Fact, Influence, Other)	If Control is Ownership Provide Percentage	Ultimate Controlling Entity(ies)/Person(s)	Is an SCA Filing Required? (Y/N)	*
		.0000	93-1237063				GRANTS PASS SURGERY CENTER, LLC	OR	NIA	SCA-GRANTS PASS, LLC	Ownership	51.000	UnitedHealth Group Incorporated		2
		.0000					Grapevine Finance LLC	DE	NIA	HealthMarkets, LLC	Ownership	100.000	UnitedHealth Group Incorporated		
		.0000					Greater Hartford ASC, LLC	CT	NIA	SCA-Palm Beach MSO Holdings, LLC	Ownership	100.000	UnitedHealth Group Incorporated		
		.0000	27-2337725				Greater Phoenix Collaborative Care, P.C.	AZ	NIA	Physician(s) owned	Influence	0.000	UnitedHealth Group Incorporated		4
		.0000	36-4053840				Greensboro Specialty Surgery Center, LLC	NC	NIA	NSC Greensboro West, LLC	Influence	50.100	UnitedHealth Group Incorporated		5
		.0000	74-2411643				Greenville Surgery Center, LLC	TX	NIA	THR-SCA Holdings, LLC	Ownership	0.000	UnitedHealth Group Incorporated		
		.0000	33-0749339				Grossmont Surgery Center, L.P.	CA	NIA	Medical Surgical Centers of America, Inc.	Influence	33.280	UnitedHealth Group Incorporated		5
		.0000	33-0749339				Grossmont Surgery Center, L.P.	CA	NIA	SunSurgery, LLC	Influence	1.000	UnitedHealth Group Incorporated		5
		.0000	01-0619096				Grove Place Surgery Center, L.L.C.	FL	NIA	SCA-Grove Place, LLC	Ownership	70.710	UnitedHealth Group Incorporated		2
		.0000	98-0213198				H&W Indemnity (SPC), Ltd.	GM	NIA	UnitedHealth Group Incorporated	Ownership	100.000	UnitedHealth Group Incorporated		
		.0000	26-1227494				H.I. Investments Holding Company, LLC	DE	NIA	Health Inventures, LLC	Ownership	100.000	UnitedHealth Group Incorporated		
.0707	UnitedHealth Group Incorporated	79480	35-1279304				Harken Health Insurance Company	WI	IA	UnitedHealthcare, Inc.	Ownership	100.000	UnitedHealth Group Incorporated		
		.0000	58-2065044				Hawthorn Place Outpatient Surgery Center, L.P.	GA	NIA	SHC Hawthorn, Inc.	Ownership	38.000	UnitedHealth Group Incorporated		
		.0000	82-3834685				Hayes-Strub, LLC	OH	NIA	Formation Documents Pending	Ownership	0.000	UnitedHealth Group Incorporated		
		.0000	27-4579547				Hays Surgery Center, LLC	TX	NIA	SCA Hays Holdings, LLC	Ownership	27.861	UnitedHealth Group Incorporated		
		.0000	27-0549481				hCentive Technology India Private Limited	IND	NIA	hCentive, Inc.	Ownership	9.999	UnitedHealth Group Incorporated		2
		.0000	27-0549481				hCentive Technology India Private Limited	IND	NIA	UnitedHealth International, Inc.	Ownership	0.001	UnitedHealth Group Incorporated		2
		.0000	27-0549481				hCentive, Inc.	DE	NIA	Optum Government Solutions, Inc.	Ownership	100.000	UnitedHealth Group Incorporated		
		.0000	45-3007213				HCP ACO California, LLC	CA	NIA	OptumCare ACO Holdings, LLC	Ownership	100.000	UnitedHealth Group Incorporated		
		.0000	45-3007213				HCP ACO Nevada, LLC	NV	NIA	OptumCare ACO Holdings, LLC	Ownership	100.000	UnitedHealth Group Incorporated		
		.0000	45-3007484				Health Care-ONE Agency, Inc.	CA	NIA	USHEALTH Career Agency, Inc.	Ownership	50.000	UnitedHealth Group Incorporated		2
		.0000	33-0673883				Health Care-ONE Insurance Agency, Inc.	CA	NIA	USHEALTH Career Agency, Inc.	Ownership	50.000	UnitedHealth Group Incorporated		2
		.0000	20-5944768				Health Inventures Employment Solutions, LLC	DE	NIA	Health Inventures, LLC	Ownership	100.000	UnitedHealth Group Incorporated		
		.0000	04-3723090				Health Inventures, LLC	DE	NIA	SC Affiliates, LLC	Ownership	100.000	UnitedHealth Group Incorporated		
.0707	UnitedHealth Group Incorporated	96342	88-0201035				Health Plan of Nevada, Inc.	NV	IA	Sierra Health Services, Inc.	Ownership	100.000	UnitedHealth Group Incorporated		
		.0000	95-4763349				HealthAllies, Inc.	DE	NIA	OptumHealth Holdings, LLC	Ownership	100.000	UnitedHealth Group Incorporated		
		.0000	95-4526112				HealthCare Partners Affiliates Medical Group								
		.0000	95-4628842				HealthCare Partners ASC-LB, LLC	CA	NIA	Physician(s) owned	Influence	0.000	UnitedHealth Group Incorporated		4
		.0000	45-5273760				HealthCare Partners Associates Medical Group, P.C.	CA	NIA	OptumCare Management, LLC	Ownership	99.000	UnitedHealth Group Incorporated		2
		.0000	47-5274363				HealthCare Partners Management Services California, LLC	CA	NIA	Physician(s) owned	Influence	0.000	UnitedHealth Group Incorporated		4
		.0000	88-0213519				HealthCare Partners Medical Group (Coats), Ltd.	CA	NIA	OptumCare Management, LLC	Ownership	100.000	UnitedHealth Group Incorporated		
		.0000	95-4340584				HealthCare Partners Medical Group, P.C.	NV	NIA	Physician(s) owned	Influence	0.000	UnitedHealth Group Incorporated		4
		.0000	46-5349193				Healthcare Partners Plan of Nevada, Inc.	CA	NIA	Physician(s) owned	Influence	0.000	UnitedHealth Group Incorporated		4
		.0000	81-1080535				HealthCare Partners RE, LLC	NV	NIA	OptumCare Holdings, LLC	Ownership	100.000	UnitedHealth Group Incorporated		
		.0000	77-0693060				Healthcare Solutions, Inc.	DE	NIA	OptumCare Holdings, LLC	Ownership	100.000	UnitedHealth Group Incorporated		
		.0000	20-3349887				HealthEast Surgery Center-Maplewood, LLC	DE	NIA	OptumRx Administrative Services, LLC	Ownership	100.000	UnitedHealth Group Incorporated		
		.0000	47-2570595				HealthFirst IPA, Inc.	MN	NIA	H.I. Investments Holding Company, LLC	Influence	25.962	UnitedHealth Group Incorporated		5
		.0000	27-0277771				HealthMarkets Group, Inc.	CO	NIA	New West Physicians, Inc.	Ownership	100.000	UnitedHealth Group Incorporated		
		.0000	81-3774112				HealthMarkets Insurance Agency, Inc.	DE	NIA	HealthMarkets, LLC	Ownership	100.000	UnitedHealth Group Incorporated		
		.0000	46-1131431				HealthMarkets NewCo, Inc.	DE	NIA	HealthMarkets Group, Inc.	Ownership	100.000	UnitedHealth Group Incorporated		
		.0000	75-2044750	4346649			HealthMarkets Services, Inc.	DE	NIA	HealthMarkets, Inc.	Ownership	100.000	UnitedHealth Group Incorporated		
		.0000	71-0847266				HealthMarkets, Inc.	DE	NIA	HealthMarkets Group, Inc.	Ownership	100.000	UnitedHealth Group Incorporated		
		.0000	47-1409110				HealthSCOPE Benefits, Inc.	DE	NIA	Golden Rule Financial Corporation	Ownership	100.000	UnitedHealth Group Incorporated		
		.0000	83-2722254				HealthSCOPE Holdings, Inc.	DE	NIA	HealthMarkets, Inc.	Ownership	100.000	UnitedHealth Group Incorporated		
		.0000	98-1443161				Heartland Heart and Vascular, LLC	DE	NIA	HealthSCOPE Holdings, Inc.	Ownership	100.000	UnitedHealth Group Incorporated		
		.0000					Help S.A.	CHL	NIA	UMR, Inc.	Ownership	80.000	UnitedHealth Group Incorporated		2
		.0000					Help Service S.A.	CHL	NIA	SCA Heartland Holdings, LLC	Ownership	100.000	UnitedHealth Group Incorporated		
		.0000								Banmedica S.A.	Ownership	100.000	UnitedHealth Group Incorporated		
		.0000								Banmedica S.A.	Ownership	100.000	UnitedHealth Group Incorporated		

41.8

ANNUAL STATEMENT FOR THE YEAR 2019 OF THE Oxford Health Plans (NJ), Inc.

SCHEDULE Y
PART 1A - DETAIL OF INSURANCE HOLDING COMPANY SYSTEM

1	2	3	4	5	6	7	8	9	10	11	12	13	14	15	16
Group Code	Group Name	NAIC Company Code	ID Number	Federal RSSD	CIK	Name of Securities Exchange if Publicly Traded (U.S. or International)	Names of Parent, Subsidiaries Or Affiliates	Domi-ciliary Location	Relation-ship to Reporting Entity	Directly Controlled by (Name of Entity/Person)	Type of Control (Ownership, Board, Management, Attorney-in-Fact, Influence, Other)	If Control is Ownership Provide Percentage	Ultimate Controlling Entity(ies)/Person(s)	Is an SCA Filing Re-quired? (Y/N)	*
		.00000					Hemonefro – Hemodiálise e Nefrologia Ltda	.BRA	NIA	Esho – Empresa de Serviços Hospitalares S.A.	Influence	28.500	UnitedHealth Group Incorporated		5
		.00000	46-5291602				HFHS-SCA Holdings, LLC	.MI	NIA	SC Affiliates, LLC	Ownership	49.000	UnitedHealth Group Incorporated		
		.00000	84-1472832				Highlands Ranch Healthcare, LLC	.CO	NIA	Urgent Care MSO, LLC	Ownership	100.000	UnitedHealth Group Incorporated		
		.00000					HMI NewCo, LLC	.DE	NIA	HealthMarkets NewCo, Inc.	Ownership	100.000	UnitedHealth Group Incorporated		
		.00000	98-1452260				Home Medical S.A.	.CHL	NIA	Help S.A.	Ownership	99.998	UnitedHealth Group Incorporated		
		.00000	98-1452260				Home Medical S.A.	.CHL	NIA	Saden S.A.	Ownership	0.002	UnitedHealth Group Incorporated		
		.00000					Homecare Dimensions of Florida, Inc.	.TX	NIA	Physician(s) owned	Influence	0.000	UnitedHealth Group Incorporated		4
		.00000					Homecare Dimensions, Inc.	.TX	NIA	Physician(s) owned	Influence	0.000	UnitedHealth Group Incorporated		4
		.00000	20-8910978				Hospice Inspiris Holdings, Inc.	.TN	NIA	Inspiris, Inc.	Ownership	100.000	UnitedHealth Group Incorporated		
		.00000	98-1286038				Hospitais Associados de Pernambuco Ltda.	.BRA	NIA	Esho – Empresa de Serviços Hospitalares S.A.	Ownership	100.000	UnitedHealth Group Incorporated		
		.00000	98-1286038				Hospitais Associados de Pernambuco Ltda.	.BRA	NIA	Hospital Alvorada de Taguatinga Ltda.	Ownership	0.000	UnitedHealth Group Incorporated		
		.00000					Hospital Alvorada de Taguatinga Ltda.	.BRA	NIA	Amil Assistência Médica Internacional S.A.	Ownership	83.870	UnitedHealth Group Incorporated		2
		.00000					Hospital Alvorada de Taguatinga Ltda.	.BRA	NIA	Bosque Medical Center Ltda.	Ownership	8.620	UnitedHealth Group Incorporated		2
		.00000					Hospital Alvorada de Taguatinga Ltda.	.BRA	NIA	Esho – Empresa de Serviços Hospitalares S.A.	Ownership	7.490	UnitedHealth Group Incorporated		2
		.00000	98-1389272				Hospital Ana Costa S.A.	.BRA	NIA	Pfano de Saúde Ana Costa Ltda.	Ownership	99.700	UnitedHealth Group Incorporated		2
		.00000	98-1389272				Hospital Ana Costa S.A.	.BRA	NIA	Hospital Alvorada de Taguatinga Ltda.	Ownership	0.204	UnitedHealth Group Incorporated		2
		.00000	98-1310065				Hospital de Clínicas de Jacarepaguá Ltda.	.BRA	NIA	Esho – Empresa de Serviços Hospitalares S.A.	Ownership	100.000	UnitedHealth Group Incorporated		
		.00000	98-1310065				Hospital de Clínicas de Jacarepaguá Ltda.	.BRA	NIA	Cemed Care – Empresa de Atendimento Clínico Geral Ltda.	Ownership	0.000	UnitedHealth Group Incorporated		
		.00000	98-1332673				Hospital Santa Helena S.A.	.BRA	NIA	Elual Participações S.A.	Ownership	65.210	UnitedHealth Group Incorporated		2
		.00000	98-1332673				Hospital Santa Helena S.A.	.BRA	NIA	Esho – Empresa de Serviços Hospitalares S.A.	Ownership	33.600	UnitedHealth Group Incorporated		2
		.00000	26-2912304				Humedica, Inc.	.DE	NIA	United HealthCare Services, Inc.	Ownership	100.000	UnitedHealth Group Incorporated		
		.00000	36-4331825				Hygeia Corporation	.DE	NIA	UnitedHealth International, Inc.	Ownership	100.000	UnitedHealth Group Incorporated		
		.00000	98-1106075				Hygeia Corporation (Ontario)	.CAN	NIA	FrontierMEDEX US, Inc.	Ownership	100.000	UnitedHealth Group Incorporated		
		.00000	82-1341098				Illinois Independent Care Network	.DE	NIA	Surgical Care Affiliates, LLC	Ownership	100.000	UnitedHealth Group Incorporated		
		.00000	98-1122694				Imed Star – Serviços de Desempenho Organizacional Ltda.	.BRA	NIA	Optum Health & Technology Serviços do Brasil Ltda.	Ownership	100.000	UnitedHealth Group Incorporated		
		.00000	98-1122694				Imed Star – Serviços de Desempenho Organizacional Ltda.	.BRA	NIA	UHG Brasil Participações S.A.	Ownership	0.000	UnitedHealth Group Incorporated		
		.00000	20-4351923				Impel Consulting Experts, L.L.C.	.TX	NIA	Impel Management Services, L.L.C.	Ownership	100.000	UnitedHealth Group Incorporated		
		.00000	75-2574317				Impel Management Services, L.L.C.	.TX	NIA	USMD Holdings, Inc.	Ownership	100.000	UnitedHealth Group Incorporated		
		.00000	27-3296953				IN Style OPTICAL, LLC	.MA	NIA	Physician(s) owned	Influence	0.000	UnitedHealth Group Incorporated		4
		.00000	62-1484043				Indian River Surgery Center, Ltd.	.FL	NIA	Endoscopy Center Affiliates, Inc.	Ownership	1.000	UnitedHealth Group Incorporated		
		.00000	26-0711388				Indian River Surgery Properties, LLC	.FL	NIA	Surgery Center of Vero Beach, Inc.	Ownership	100.000	UnitedHealth Group Incorporated		
		.00000	45-4132005				Indiana Care Organization, LLC	.IN	NIA	AHJ Target Holdings, LLC	Ownership	100.000	UnitedHealth Group Incorporated		
		.00000	62-1641102				Ingram & Associates, LLC	.TN	NIA	Optum360, LLC	Ownership	100.000	UnitedHealth Group Incorporated		
		.00000	33-0618077				Inland Faculty Medical Group, Inc.	.CA	NIA	Physician(s) owned	Influence	0.000	UnitedHealth Group Incorporated		4
		.00000	33-0018673				Inland Surgery Center, L.P.	.CA	NIA	Redlands Ambulatory Surgery Center	Influence	51.000	UnitedHealth Group Incorporated		5
		.00000					Imobiliária Apoquindo 3001 S.A.	.CHL	NIA	Imobiliária Apoquindo S.A.	Ownership	99.999	UnitedHealth Group Incorporated		
		.00000					Imobiliária Apoquindo 3001 S.A.	.CHL	NIA	Vida Tres Internacional S.A.	Ownership	0.001	UnitedHealth Group Incorporated		
		.00000	98-1458683				Imobiliária Apoquindo 3600 Ltda.	.CHL	NIA	Banmédica S.A.	Ownership	99.700	UnitedHealth Group Incorporated		
		.00000	98-1458683				Imobiliária Apoquindo 3600 Ltda.	.CHL	NIA	Imobiliária Apoquindo 3001 S.A.	Ownership	0.300	UnitedHealth Group Incorporated		
		.00000	98-1443174				Imobiliária Apoquindo S.A.	.CHL	NIA	Banmédica S.A.	Ownership	100.000	UnitedHealth Group Incorporated		
		.00000	98-1458682				Imobiliária Clínica Santa María S.A.	.CHL	NIA	Banmédica S.A.	Ownership	99.433	UnitedHealth Group Incorporated		2
		.00000	98-1454653				Imobiliária e Inversiones Alameda S.A.	.CHL	NIA	Banmédica S.A.	Ownership	99.980	UnitedHealth Group Incorporated		
		.00000	98-1454653				Imobiliária e Inversiones Alameda S.A.	.CHL	NIA	Saden S.A.	Ownership	0.020	UnitedHealth Group Incorporated		
		.00000	98-1460922				Imobiliária Viñamed Ltda.	.CHL	NIA	Administradora Médica Centromed S.A.	Ownership	99.900	UnitedHealth Group Incorporated		2
		.00000	47-5640889				INOVS Surgical at Memorial City, LLC	.TX	NIA	Memorial City Partners, LLC	Ownership	100.000	UnitedHealth Group Incorporated		

41.9

ANNUAL STATEMENT FOR THE YEAR 2019 OF THE Oxford Health Plans (NJ), Inc.

SCHEDULE Y
PART 1A - DETAIL OF INSURANCE HOLDING COMPANY SYSTEM

1	2	3	4	5	6	7	8	9	10	11	12	13	14	15	16
Group Code	Group Name	NAIC Company Code	ID Number	Federal RSSD	CIK	Name of Securities Exchange if Publicly Traded (U.S. or International)	Names of Parent, Subsidiaries Or Affiliates	Domiciliary Location	Relationship to Reporting Entity	Directly Controlled by (Name of Entity/Person)	Type of Control (Ownership, Board, Management, Attorney-in-Fact, Influence, Other)	If Control is Ownership Provide Percentage	Ultimate Controlling Entity(ies)/Person(s)	Is an SCA Filing Required? (Y/N)	*
		.0000	88-0482274				InPharmative, Inc.	NV	NIA	OptumRx Health Solutions, LLC	Ownership	100.000	UnitedHealth Group Incorporated		
		.0000	45-2563134				Inspiris Medical Services of New Jersey, P.C.	NJ	NIA	Physician(s) owned	Influence	0.000	UnitedHealth Group Incorporated		4
		.0000	27-1561674				INSPIRIS of Michigan Medical Services, P.C.	MI	NIA	Physician(s) owned	Influence	0.000	UnitedHealth Group Incorporated		4
		.0000	13-4138668				INSPIRIS of New York IPA, Inc.	NY	NIA	Inspiris, Inc.	Ownership	100.000	UnitedHealth Group Incorporated		
		.0000	13-4138665				INSPIRIS of New York Management, Inc.	NY	NIA	Inspiris, Inc.	Ownership	100.000	UnitedHealth Group Incorporated		
		.0000	13-4168739				INSPIRIS of New York Medical Services, P.C.	NY	NIA	Physician(s) owned	Influence	0.000	UnitedHealth Group Incorporated		4
		.0000	26-2895670				INSPIRIS of Pennsylvania Medical Services, P.C.	PA	NIA	Physician(s) owned	Influence	0.000	UnitedHealth Group Incorporated		4
		.0000	26-2885572				INSPIRIS of Texas Physician Group	TX	NIA	Optum Care Services Company	Ownership	100.000	UnitedHealth Group Incorporated		
		.0000	33-0766366				Inspiris, Inc.	DE	NIA	Collaborative Care Holdings, LLC COI – Clínicas Oncológicas Integradas S.A.	Ownership	100.000	UnitedHealth Group Incorporated		
		.0000					Instituto do Radium de Campinas Ltda	BRA	NIA	Esho – Empresa de Serviços Hospitalares S.A.	Ownership	99.990	UnitedHealth Group Incorporated		
		.0000					Instituto do Radium de Campinas Ltda	BRA	NIA	S.A.	Ownership	0.010	UnitedHealth Group Incorporated		
		.0000	98-1452273				Inversiones Clínicas Santa María S.A.	CHL	NIA	Banmédica S.A.	Ownership	100.000	UnitedHealth Group Incorporated		
		.0000					Ironman Holdco II, LLC	DE	NIA	OptumHealth Holdings, LLC	Influence	41.300	UnitedHealth Group Incorporated		5
		.0000	98-1448096				Isapre Banmédica S.A.	CHL	IA	Banmédica S.A.	Ownership	100.000	UnitedHealth Group Incorporated		
		.0000					Isapre Vida Tres S.A.	CHL	IA	Banmédica S.A.	Ownership	100.000	UnitedHealth Group Incorporated		
		.0000	20-5337793				Johnston Surgicare, L.P.	RI	NIA	Blackstone Valley Surgicare GP, LLC	Ownership	99.000	UnitedHealth Group Incorporated		
		.0000	20-5337793				Johnston Surgicare, L.P.	RI	NIA	Surgery Center Holding, LLC	Ownership	1.000	UnitedHealth Group Incorporated		
		.0000	74-2544709				Joliet Surgery Center Limited Partnership	IL	NIA	Surgicare of Joliet, Inc.	Ownership	55.030	UnitedHealth Group Incorporated		2
		.0000	92-0179889				Knox Diagnostic Imaging Center, LLC	OH	NIA	American Health Network of Ohio, LLC	Influence	42.000	UnitedHealth Group Incorporated		5
		.0000	98-1456202				Laboratorio ROE S.A.	PER	NIA	Pacifico S.A. Entidad Prestadora de Salud	Ownership	99.990	UnitedHealth Group Incorporated		1
		.0000					Laboratorios Médicos Amed Quilpué S.A.	CHL	NIA	Centromed Quilpué S.A.	Ownership	99.900	UnitedHealth Group Incorporated		
		.0000					Laboratorios Médicos Amed Quilpué S.A.	CHL	NIA	Servicios Médicos Amed Quilpué S.A.	Ownership	0.100	UnitedHealth Group Incorporated		
		.0000	61-1028180				Lexington Surgery Center, Ltd.	KY	NIA	Surgery Center of Lexington, LLC	Influence	73.000	UnitedHealth Group Incorporated		5
		.0000	36-3468942				LGH-A/GOLF ASTC, L.L.C.	IL	NIA	Advocate-SCA Partners, LLC	Influence	36.950	UnitedHealth Group Incorporated		5
		.0000	81-4465348				Liberty Anesthesia Services, LLC	IL	NIA	SCA-Winchester, LLC	Influence	25.000	UnitedHealth Group Incorporated		5
		.0000					Life Styles Marketing Group, Inc.	DE	NIA	USHEALTH Career Agency, Inc.	Ownership	100.000	UnitedHealth Group Incorporated		
		.0000					Lifepoint Accountable Care Organization, LLC	DE	NIA	Collaborative Care Holdings, LLC	Ownership	100.000	UnitedHealth Group Incorporated		
		.0000	32-0409538				Lifepoint East, Inc.	DE	NIA	Collaborative Care Holdings, LLC	Ownership	100.000	UnitedHealth Group Incorporated		
		.0000	45-3143218				Lifepoint Health, Inc.	DE	NIA	Collaborative Care Holdings, LLC	Ownership	100.000	UnitedHealth Group Incorporated		
		.0000	27-2309024				LifeStyles Marketing Group, Inc.	DE	NIA	USHEALTH Career Agency, Inc.	Ownership	100.000	UnitedHealth Group Incorporated		
		.0000	75-2225187				Lifewell, Ltd. Co.	GA	NIA	HealthScope Benefits, Inc.	Ownership	100.000	UnitedHealth Group Incorporated		
		.0000	58-2305878				Lifewell, Ltd. Co.	GA	NIA	HealthScope Benefits, Inc.	Ownership	100.000	UnitedHealth Group Incorporated		
		.0000	58-2305878				Lifewell, Ltd. Co.	GA	NIA	HealthScope Benefits, Inc.	Ownership	100.000	UnitedHealth Group Incorporated		
		.0000					Litomédica S.A.	COL	NIA	Clínica del Country S.A.	Influence	0.930	UnitedHealth Group Incorporated		5
		.0000	39-1974851				Logistics Health, Inc.	WI	NIA	OptumHealth Holdings, LLC	Ownership	100.000	UnitedHealth Group Incorporated		
		.0000	98-1337963				Lotten-Eyes Oftalmologia Clínica e Cirurgica Ltda	BRA	NIA	Hospital Alvorada de Taguatinga Ltda	Ownership	99.990	UnitedHealth Group Incorporated		2
		.0000					Lotten-Eyes Oftalmologia Clínica e Cirurgica Ltda	BRA	NIA	Esho – Empresa de Serviços Hospitalares S.A.	Ownership	0.000	UnitedHealth Group Incorporated		2
		.0000	98-1337963				Louisville S.C., Ltd.	KY	NIA	Surgery Center of Louisville, LLC	Ownership	59.400	UnitedHealth Group Incorporated		2
		.0000	62-1179566				Louisville-SC Properties, Inc.	KY	NIA	SC Affiliates, LLC	Ownership	100.000	UnitedHealth Group Incorporated		
		.0000	62-1179538				Loyola Ambulatory Surgery Center at Oakbrook, Inc.	IL	NIA	ASC Network, LLC	Ownership	100.000	UnitedHealth Group Incorporated		
		.0000	36-4119519				Loyola Ambulatory Surgery Center at Oakbrook, L.P.	IL	NIA	Loyola Ambulatory Surgery Center at Oakbrook, Inc.	Influence	45.000	UnitedHealth Group Incorporated		5
		.0000	36-4119522				Lusiadas – Parcerias Cascais, S.A.	PRT	NIA	Lusiadas, SGPS, S.A.	Ownership	100.000	UnitedHealth Group Incorporated		
		.0000	98-1137620				Lusiadas A.C.E.	PRT	NIA	Lusiadas, SGPS, S.A.	Ownership	55.000	UnitedHealth Group Incorporated		
		.0000	98-1139095				Lusiadas A.C.E.	PRT	NIA	Lusiadas, S.A.	Ownership	20.000	UnitedHealth Group Incorporated		
		.0000	98-1139095				Lusiadas A.C.E.	PRT	NIA	CLISA – Clínica de Santo António, S.A.	Ownership	10.000	UnitedHealth Group Incorporated		
		.0000	98-1139095				Lusiadas A.C.E.	PRT	NIA	Lusiadas – Parcerias Cascais, S.A.	Ownership	10.000	UnitedHealth Group Incorporated		

ANNUAL STATEMENT FOR THE YEAR 2019 OF THE Oxford Health Plans (NJ), Inc.

SCHEDULE Y
PART 1A - DETAIL OF INSURANCE HOLDING COMPANY SYSTEM

1	2	3	4	5	6	7	8	9	10	11	12	13	14	15	16
Group Code	Group Name	NAIC Company Code	ID Number	Federal RSSD	CIK	Name of Securities Exchange if Publicly Traded (U.S. or International)	Names of Parent, Subsidiaries Or Affiliates	Domiciliary Location	Relationship to Reporting Entity	Directly Controlled by (Name of Entity/Person)	Type of Control (Ownership, Board, Management, Attorney-in-Fact, Influence, Other)	If Control is Ownership Provide Percentage	Ultimate Controlling Entity(ies)/Person(s)	Is an SCA Filing Required? (Y/N)	*
		.0000	98-1139095				Lusiadas A.C.E.	.PRT	NIA	Clinica Médico Cirúrgica de Santa Tecla, S.A.	Ownership	5.000	UnitedHealth Group Incorporated		
		.0000	98-1139089				Lusiadas, S.A.	.PRT	NIA	Lusiadas, SGPS, S.A.	Ownership	100.000	UnitedHealth Group Incorporated		
		.0000	98-1138570				Lusiadas, SGPS, S.A.	.PRT	NIA	AMIL International	Ownership	100.000	UnitedHealth Group Incorporated		
.0707	UnitedHealth Group Incorporated	.60321	52-1803283				MAMSI Life and Health Insurance Company	.MD	.IA	United HealthCare Services, Inc.	Ownership	100.000	UnitedHealth Group Incorporated		
		.00000	14-1782475				Managed Physical Network, Inc.	.NY	.NIA	OptumHealth Care Solutions, LLC	Ownership	100.000	UnitedHealth Group Incorporated		
		.00000	20-2880404				March Holdings, Inc.	.CA	.NIA	Specialty Benefits, LLC	Ownership	7.353	UnitedHealth Group Incorporated		2
		.00000	95-4874334				March Vision Care Group, Incorporated	.CA	.NIA	Physician(s) owned	Influence	0.000	UnitedHealth Group Incorporated		4
		.00000	27-3115058				March Vision Care IPA, Inc.	.NY	.NIA	Physician(s) owned	Influence	0.000	UnitedHealth Group Incorporated		4
		.00000	20-3042852				March Vision Care, Inc.	.CA	.NIA	March Holdings, Inc.	Ownership	100.000	UnitedHealth Group Incorporated		
		.00000	94-3377073				Marin Health Ventures, LLC	.CA	.NIA	Marin Specialty Surgery Center, LLC	Influence	100.000	UnitedHealth Group Incorporated		5
		.00000	26-2637247				Marin Specialty Surgery Center, LLC	.CA	.NIA	MGH/SCA, LLC	Influence	51.000	UnitedHealth Group Incorporated		5
		.00000	26-2601943				Marin Surgery Holdings, Inc.	.DE	.NIA	SC Affiliates, LLC	Ownership	100.000	UnitedHealth Group Incorporated		
		.00000	52-1456812				Maryland Ambulatory Centers	.MD	.NIA	Maryland-SCA Centers, LLC	Ownership	50.000	UnitedHealth Group Incorporated		2
		.00000	52-1401791				Maryland-SCA Centers, LLC	.DE	.NIA	SC Affiliates, LLC	Ownership	100.000	UnitedHealth Group Incorporated		
		.00000					Massachusetts Assurace Company, Ltd. PIC	.CYM	.NIA	H&W Indemnity (SPC), Ltd.	Ownership	100.000	UnitedHealth Group Incorporated		
		.00000	20-0815305				Massachusetts Avenue Surgery Center, LLC	.MD	.NIA	SCA-Bethesda, LLC	Ownership	56.690	UnitedHealth Group Incorporated		2
		.00000	43-1967820				MAT-RX DEVELOPMENT, L.L.C.	.TX	.NIA	Physician(s) owned	Influence	0.000	UnitedHealth Group Incorporated		4
		.00000	62-1600267				McKenzie Surgery Center, L.P.	.TN	.NIA	SCA-Eugene, Inc.	Ownership	27.000	UnitedHealth Group Incorporated		
		.00000	42-1741594				MD Ops, Inc.	.CA	.NIA	North American Medical Management California, Inc.	Ownership	100.000	UnitedHealth Group Incorporated		
.0707	UnitedHealth Group Incorporated	.96310	52-1169135				MD-Individual Practice Association, Inc.	.MD	.IA	United HealthCare Services, Inc.	Ownership	100.000	UnitedHealth Group Incorporated		
		.00000	83-1183650				ME AHS UC LLC	.DE	.NIA	Urgent Care MSO, LLC	Ownership	70.000	UnitedHealth Group Incorporated		2
		.00000	81-0936574				ME Urgent Care Nebraska, Inc.	.NE	.NIA	Physician(s) owned	Influence	0.000	UnitedHealth Group Incorporated		4
		.00000	98-1286220				Medalliance Net Ltda.	.BRA	.NIA	Optum Health & Technology Serviços do Brasil Ltda.	Ownership	100.000	UnitedHealth Group Incorporated		
		.00000	98-1286220				Medalliance Net Ltda.	.BRA	.NIA	UHG Brasil Participações S.A.	Ownership	0.000	UnitedHealth Group Incorporated		
		.00000	52-2178531				MEDEX Insurance Services, Inc.	.MD	.NIA	FrontierMEDEX, Inc.	Ownership	100.000	UnitedHealth Group Incorporated		
		.00000	20-3824377				MedExpress Development, LLC	.FL	.NIA	Urgent Care MSO, LLC	Ownership	100.000	UnitedHealth Group Incorporated		
		.00000	81-4550969				MedExpress Primary Care Arizona P.C.	.AZ	.NIA	Physician(s) owned	Influence	0.000	UnitedHealth Group Incorporated		4
		.00000	82-3384324				MedExpress Primary Care Maryland, P.C.	.MD	.NIA	Physician(s) owned	Influence	0.000	UnitedHealth Group Incorporated		4
		.00000	82-1096099				MedExpress Primary Care Massachusetts, P.C.	.MA	.NIA	Physician(s) owned	Influence	0.000	UnitedHealth Group Incorporated		4
		.00000	81-4396738				MedExpress Primary Care Minnesota P.C.	.MN	.NIA	Physician(s) owned	Influence	0.000	UnitedHealth Group Incorporated		4
		.00000	83-1077265				MedExpress Primary Care Oklahoma, P.C.	.OK	.NIA	Physician(s) owned	Influence	0.000	UnitedHealth Group Incorporated		4
		.00000	83-0764858				MedExpress Primary Care South Carolina, P.C.	.SC	.NIA	Physician(s) owned	Influence	0.000	UnitedHealth Group Incorporated		4
		.00000	82-3395792				MedExpress Primary Care Virginia, P.C.	.VA	.NIA	Physician(s) owned	Influence	0.000	UnitedHealth Group Incorporated		4
		.00000	82-4401181				MedExpress Primary Care West Virginia, Inc.	.WV	.NIA	Physician(s) owned	Influence	0.000	UnitedHealth Group Incorporated		4
		.00000	81-4563448				MedExpress Primary Care Wisconsin, S.C.	.WI	.NIA	Physician(s) owned	Influence	0.000	UnitedHealth Group Incorporated		4
		.00000	45-5388778				MedExpress Urgent Care - New Jersey, P.C.	.NJ	.NIA	Physician(s) owned	Influence	0.000	UnitedHealth Group Incorporated		4
		.00000	83-2089623				MedExpress Urgent Care - Northern New Jersey PC	.NJ	.NIA	Physician(s) owned	Influence	0.000	UnitedHealth Group Incorporated		4
		.00000	32-0533926				MedExpress Urgent Care Alabama, LLC	.AL	.NIA	Urgent Care Holdings, Inc.	Ownership	100.000	UnitedHealth Group Incorporated		
		.00000	81-4030280				MedExpress Urgent Care Arizona, P.C.	.AZ	.NIA	Physician(s) owned	Influence	0.000	UnitedHealth Group Incorporated		4
		.00000	46-4348120				MedExpress Urgent Care Arkansas, P.A.	.AR	.NIA	Physician(s) owned	Influence	0.000	UnitedHealth Group Incorporated		4
		.00000	82-0930142				MedExpress Urgent Care California, P.C.	.CA	.NIA	Physician(s) owned	Influence	0.000	UnitedHealth Group Incorporated		4
		.00000	81-1956812				MedExpress Urgent Care Connecticut, P.C.	.CT	.NIA	Physician(s) owned	Influence	0.000	UnitedHealth Group Incorporated		4
		.00000	82-1135336				MedExpress Urgent Care Idaho, P.C.	.ID	.NIA	Physician(s) owned	Influence	0.000	UnitedHealth Group Incorporated		4
		.00000	47-4308614				MedExpress Urgent Care Illinois, P.C.	.IL	.NIA	Physician(s) owned	Influence	0.000	UnitedHealth Group Incorporated		4
		.00000	81-5353472				MedExpress Urgent Care Iowa, P.C.	.IA	.NIA	Physician(s) owned	Influence	0.000	UnitedHealth Group Incorporated		4
		.00000	47-1919283				MedExpress Urgent Care Kansas, P.A.	.KS	.NIA	Physician(s) owned	Influence	0.000	UnitedHealth Group Incorporated		4
		.00000	82-1719888				MedExpress Urgent Care Maine, Inc.	.ME	.NIA	Urgent Care Holdings, Inc.	Ownership	100.000	UnitedHealth Group Incorporated		
		.00000	81-1125396				MedExpress Urgent Care Minnesota P.C.	.MN	.NIA	Physician(s) owned	Influence	0.000	UnitedHealth Group Incorporated		4
		.00000	47-3132625				MedExpress Urgent Care Missouri P.C.	.MO	.NIA	Physician(s) owned	Influence	0.000	UnitedHealth Group Incorporated		4

ANNUAL STATEMENT FOR THE YEAR 2019 OF THE Oxford Health Plans (NJ), Inc.

SCHEDULE Y
PART 1A - DETAIL OF INSURANCE HOLDING COMPANY SYSTEM

1	2	3	4	5	6	7	8	9	10	11	12	13	14	15	16
Group Code	Group Name	NAIC Company Code	ID Number	Federal RSSD	CIK	Name of Securities Exchange if Publicly Traded (U.S. or International)	Names of Parent, Subsidiaries Or Affiliates	Domi-ciliary Location	Relation-ship to Reporting Entity	Directly Controlled by (Name of Entity/Person)	Type of Control (Ownership, Board, Management, Attorney-in-Fact, Influence, Other)	If Control is Ownership Provide Percentage	Ultimate Controlling Entity(ies)/Person(s)	Is an SCA Filing Re-quired? (Y/N)	*
		.0000	82-0631738				MedExpress Urgent Care New Hampshire, Inc.	NH	NIA	Urgent Care Holdings, Inc.	Ownership	100.000	UnitedHealth Group Incorporated		
		.0000	81-5138747				MedExpress Urgent Care North Carolina, P.C.	NC	NIA	Physician(s) owned	Influence	0.000	UnitedHealth Group Incorporated		.4
		.0000	20-2545363				MedExpress Urgent Care of Boynton Beach, LLC	FL	NIA	MedExpress Development, LLC	Ownership	100.000	UnitedHealth Group Incorporated		
		.0000	82-1919436				MedExpress Urgent Care Oregon, P.C.	OR	NIA	Physician(s) owned	Influence	0.000	UnitedHealth Group Incorporated		.4
		.0000	81-5362765				MedExpress Urgent Care Rhode Island, P.C.	RI	NIA	Physician(s) owned	Influence	0.000	UnitedHealth Group Incorporated		.4
		.0000	81-5380706				MedExpress Urgent Care South Carolina, P.C.	SC	NIA	Physician(s) owned	Influence	0.000	UnitedHealth Group Incorporated		.4
		.0000	47-5147441				MedExpress Urgent Care Texas, P.A.	TX	NIA	Physician(s) owned	Influence	0.000	UnitedHealth Group Incorporated		.4
		.0000	82-2443118				MedExpress Urgent Care Washington, P.C.	WA	NIA	Physician(s) owned	Influence	0.000	UnitedHealth Group Incorporated		.4
		.0000	81-4281678				MedExpress Urgent Care Wisconsin, S.C.	WI	NIA	Physician(s) owned	Influence	0.000	UnitedHealth Group Incorporated		.4
		.0000					MedExpress Urgent Care, Inc. - Ohio	OH	NIA	Urgent Care Holdings, Inc.	Ownership	100.000	UnitedHealth Group Incorporated		
		.0000					MedExpress Urgent Care, Inc. - West Virginia	WV	NIA	Physician(s) owned	Influence	0.000	UnitedHealth Group Incorporated		.4
		.0000	26-4546400				MedExpress Urgent Care, P.C. - Georgia	GA	NIA	Physician(s) owned	Influence	0.000	UnitedHealth Group Incorporated		.4
		.0000	47-1804667				MedExpress Urgent Care, P.C. - Indiana	IN	NIA	Physician(s) owned	Influence	0.000	UnitedHealth Group Incorporated		.4
		.0000	90-0929572				MedExpress Urgent Care, P.C. - Maryland	MD	NIA	Physician(s) owned	Influence	0.000	UnitedHealth Group Incorporated		.4
		.0000	45-3461101				MedExpress Urgent Care, P.C. - Massachusetts	MA	NIA	Physician(s) owned	Influence	0.000	UnitedHealth Group Incorporated		.4
		.0000	47-1857908				MedExpress Urgent Care, P.C. - Michigan	MI	NIA	Physician(s) owned	Influence	0.000	UnitedHealth Group Incorporated		.4
		.0000	46-4793937				MedExpress Urgent Care, P.C. - Oklahoma	OK	NIA	Physician(s) owned	Influence	0.000	UnitedHealth Group Incorporated		.4
		.0000	47-1824365				MedExpress Urgent Care, P.C. - Pennsylvania	PA	NIA	Physician(s) owned	Influence	0.000	UnitedHealth Group Incorporated		.4
		.0000	26-3750502				MedExpress Urgent Care, P.C. - Tennessee	TN	NIA	Physician(s) owned	Influence	0.000	UnitedHealth Group Incorporated		.4
		.0000	45-4973138				MedExpress Urgent Care, P.C. - Virginia	VA	NIA	Physician(s) owned	Influence	0.000	UnitedHealth Group Incorporated		.4
		.0000	45-3123110				MedExpress Urgent Care, P.S.C. - Kentucky	KY	NIA	Physician(s) owned	Influence	0.000	UnitedHealth Group Incorporated		.4
		.0000	83-1565124				MedExpress, Inc. - Delaware	DE	NIA	Physician(s) owned	Influence	0.000	UnitedHealth Group Incorporated		.4
.0707	UnitedHealth Group Incorporated	.12756	20-3391186				Medica Health Plans of Florida, Inc.	FL	IA	United HealthCare Services, Inc.	Ownership	100.000	UnitedHealth Group Incorporated		
.0707	UnitedHealth Group Incorporated	.12155	01-0788576				Medica HealthCare Plans, Inc.	FL	IA	United HealthCare Services, Inc.	Ownership	100.000	UnitedHealth Group Incorporated		
		.0000	75-2566987				Medical Clinic of North Texas PLLC	TX	NIA	USMD Affiliated Services	Ownership	100.000	UnitedHealth Group Incorporated		
		.0000	75-2566987				Medical Clinic of North Texas PLLC	TX	NIA	USMD Affiliated Services	Influence	100.000	UnitedHealth Group Incorporated		.5
		.0000					Medical Hilfe S.A.	CHL	NIA	Home Medical S.A.	Ownership	100.000	UnitedHealth Group Incorporated		
		.0000	95-4708497				Medical Support Los Angeles, A Medical Corporation	CA	NIA	Physician(s) owned	Influence	0.000	UnitedHealth Group Incorporated		.4
		.0000	95-4708497				Medical Support Los Angeles, Inc.	CA	NIA	MSLA Management LLC	Ownership	100.000	UnitedHealth Group Incorporated		
		.0000	26-0636717				Medical Surgical Centers of America, Inc.	DE	NIA	ASC Network, LLC	Ownership	100.000	UnitedHealth Group Incorporated		
		.0000	32-0037402				Medical Transportation Services, LLC	FL	NIA	United HealthCare Services, Inc.	Ownership	100.000	UnitedHealth Group Incorporated		
		.0000	20-4635837				Medication Management Systems, Inc.	MN	NIA	Genoa Healthcare LLC	Ownership	100.000	UnitedHealth Group Incorporated		
		.0000	75-2515691				MedSynergies, LLC	DE	NIA	Mustang Razorback Holdings, Inc.	Ownership	100.000	UnitedHealth Group Incorporated		
		.0000	58-2101921				Melbourne Surgery Center, LLC	GA	NIA	Surgical Care Partners of Melbourne, LLC	Ownership	100.000	UnitedHealth Group Incorporated		
		.0000	82-4964787				Memorial City Holdings, LLC	DE	NIA	SCA-Memorial City, LLC	Ownership	51.000	UnitedHealth Group Incorporated		.2
		.0000	82-3689933				Memorial City Partners, LLC	DE	NIA	Memorial City Holdings, LLC	Ownership	51.000	UnitedHealth Group Incorporated		.2
		.0000	95-4688463				Memorial Healthcare IPA, GP	CA	NIA	Physician(s) owned	Influence	0.000	UnitedHealth Group Incorporated		.4
		.0000	26-1394069				MemorialCare Surgical Center at Orange Coast, LLC	CA	NIA	Beach Surgical Holdings LLC	Influence	51.000	UnitedHealth Group Incorporated		.5
		.0000	20-3678259				MemorialCare Surgical Center at Saddleback, LLC	CA	NIA	Beach Surgical Holdings LLC	Ownership	54.723	UnitedHealth Group Incorporated		
		.0000	62-1590322				Memphis-SC, LLC	TN	NIA	SCA-Shelby Development Corp.	Ownership	100.000	UnitedHealth Group Incorporated		
		.0000	62-1590324				Memphis-SP, LLC	TN	NIA	Shelby Surgery Properties, Inc.	Ownership	100.000	UnitedHealth Group Incorporated		
		.0000	27-0203906				Mesquite Liberty, LLC	NV	NIA	Sierra Health Services, Inc.	Ownership	80.357	UnitedHealth Group Incorporated		.2
		.0000	59-3392313				Metro 1 Stone Management, Ltd.	TX	NIA	Physician(s) owned	Influence	0.000	UnitedHealth Group Incorporated		.4
		.0000	52-2303928				Metropolitan Medical Partners, LLC	MD	NIA	SCA-Chevy Chase, LLC	Ownership	61.720	UnitedHealth Group Incorporated		.2
		.0000	20-8998927				Metropolitan Medical Transportation IPA, LLC	NY	NIA	TriMed, LLC	Ownership	100.000	UnitedHealth Group Incorporated		
		.0000	38-3861395				MGH/SCA, LLC	CA	NIA	Marin Surgery Holdings, Inc.	Ownership	99.000	UnitedHealth Group Incorporated		
		.0000	27-2252446				MHC Real Estate Holdings, LLC	CA	NIA	Monarch Management Services, Inc.	Ownership	100.000	UnitedHealth Group Incorporated		

ANNUAL STATEMENT FOR THE YEAR 2019 OF THE Oxford Health Plans (NJ), Inc.

SCHEDULE Y
PART 1A - DETAIL OF INSURANCE HOLDING COMPANY SYSTEM

1	2	3	4	5	6	7	8	9	10	11	12	13	14	15	16
Group Code	Group Name	NAIC Company Code	ID Number	Federal RSSD	CIK	Name of Securities Exchange if Publicly Traded (U.S. or International)	Names of Parent, Subsidiaries Or Affiliates	Domi-ciliary Location	Relation-ship to Reporting Entity	Directly Controlled by (Name of Entity/Person)	Type of Control (Ownership, Board, Management, Attorney-in-Fact, Influence, Other)	If Control is Ownership Provide Percentage	Ultimate Controlling Entity(ies)/Person(s)	Is an SCA Filing Re-quired? (Y/N)	*
		.0000	80-0507474				MIAMI SURGERY CENTER, LLC	CA	NIA	Physician(s) owned	Influence	0.000	UnitedHealth Group Incorporated		4
		.0000	36-4600281				MIAMI SURGERY CENTER, LLC	DE	NIA	SCA-Doral, LLC	Ownership	50.180	UnitedHealth Group Incorporated		2
		.0000	20-3345412				Midlands Orthopaedics Surgery Center, LLC	SC	NIA	SCA-Midlands, LLC	Ownership	49.000	UnitedHealth Group Incorporated		2
		.0000	20-8103522				Midwest Center for Day Surgery, LLC	IL	NIA	Advocate-SCA Partners, LLC	Ownership	53.880	UnitedHealth Group Incorporated		2
.0707	UnitedHealth Group Incorporated	.66087	62-0724538				Mid-West National Life Insurance Company of Tennessee	TX	IA	HealthMarkets, LLC	Ownership	100.000	UnitedHealth Group Incorporated		
		.00000	83-0543458				Mile High SurgiCenter, LLC	CO	NIA	SCA-Denver Physicians Holdings, LLC	Ownership	55.000	UnitedHealth Group Incorporated		2
		.00000	27-2439806				Mississippi Surgery Holdings, LLC	DE	NIA	SCA Surgery Holdings, LLC	Ownership	100.000	UnitedHealth Group Incorporated		
		.00000	62-1417391				Mississippi Surgical Center Limited Partnership	MS	NIA	Mississippi Surgery Holdings, LLC	Ownership	100.000	UnitedHealth Group Incorporated		
		.00000	30-0445773				Mobile Medical Services, P.C.	NY	NIA	Physician(s) owned	Influence	0.000	UnitedHealth Group Incorporated		4
		.00000	63-0883553				Mobile-SC, LTD.	AL	NIA	Physician(s) owned	Influence	0.000	UnitedHealth Group Incorporated		4
		.00000					Modality Accountable Care Organisation Limited	GBR	NIA	Optum UK Solutions Group Limited	Influence	100.000	UnitedHealth Group Incorporated		5
		.00000	31-1191553				Modern Medical, Inc.	OH	NIA	Healthcare Solutions, Inc.	Ownership	100.000	UnitedHealth Group Incorporated		
		.00000	22-3935634				Monarch Health Plan, Inc.	CA	NIA	Physician(s) owned	Influence	0.000	UnitedHealth Group Incorporated		4
		.00000	33-0587660				Monarch HealthCare, A Medical Group, Inc.	CA	NIA	Physician(s) owned	Influence	0.000	UnitedHealth Group Incorporated		4
		.00000	30-0606451				Monarch Hospice, LLC	CA	NIA	Physician(s) owned	Influence	0.000	UnitedHealth Group Incorporated		4
		.00000	45-3142852				Monarch Management Services, Inc.	DE	NIA	Collaborative Care Holdings, LLC	Ownership	100.000	UnitedHealth Group Incorporated		
		.00000	52-1401868				Montgomery Surgery Center Limited Partnership	MD	NIA	Maryland Ambulatory Centers	Ownership	77.000	UnitedHealth Group Incorporated		2
		.00000	20-5892451				Mosaic Management Services, Inc.	CA	NIA	Physician(s) owned	Influence	0.000	UnitedHealth Group Incorporated		4
		.00000	35-2566612				Mountain View Medical Group, LLC	CO	NIA	OptumCare Holdings Colorado, LLC	Ownership	100.000	UnitedHealth Group Incorporated		
		.00000	81-1633765				MSLA Management LLC	DE	NIA	Logistics Health, Inc.	Ownership	100.000	UnitedHealth Group Incorporated		
		.00000	62-1506649				Mt. Pleasant Surgery Center, L.P.	TN	NIA	SCA-Mt. Pleasant, LLC	Ownership	99.000	UnitedHealth Group Incorporated		2
		.00000	98-1285432				Multiangio Ltda.	BRA	NIA	S.A. - Empresa de Serviços Hospitalares	Ownership	93.000	UnitedHealth Group Incorporated		2
		.00000	20-4209261				Muskogee Surgical Investors, LLC	OK	NIA	Surgery Center of Muskogee, LLC	Ownership	100.000	UnitedHealth Group Incorporated		
		.00000	47-1935798				Mustang Razorback Holdings, Inc.	DE	NIA	OptumInsight, Inc.	Ownership	100.000	UnitedHealth Group Incorporated		
		.00000	26-2564744				My Wellness Solutions, LLC	DE	NIA	OptumHealth Care Solutions, LLC	Ownership	100.000	UnitedHealth Group Incorporated		
		.00000	20-3236839				NAMM Holdings, Inc.	DE	NIA	Aveta Inc.	Ownership	100.000	UnitedHealth Group Incorporated		
		.00000	56-2627070				NAMM Medical Group Holdings, Inc.	CA	NIA	Physician(s) owned	Influence	0.000	UnitedHealth Group Incorporated		4
		.00000	61-1627269				NAMM MGH, Inc.	CA	NIA	Physician(s) owned	Influence	0.000	UnitedHealth Group Incorporated		4
		.00000	62-1468431				Nashville-SCA Surgery Centers, Inc.	TN	NIA	SC Affiliates, LLC	Ownership	100.000	UnitedHealth Group Incorporated		
.0707	UnitedHealth Group Incorporated	.98205	73-1187572				National Foundation Life Insurance Company	TX	IA	Enterprise Life Insurance Company	Ownership	100.000	UnitedHealth Group Incorporated		
		.00000	47-2336925				National MedTrans, LLC	NY	NIA	Specialty Benefits, LLC	Ownership	100.000	UnitedHealth Group Incorporated		
.0707	UnitedHealth Group Incorporated	.95251	76-0196559				National Pacific Dental, Inc.	TX	IA	Dental Benefit Providers, Inc.	Ownership	100.000	UnitedHealth Group Incorporated		
		.00000	36-3549627				National Surgery Centers, LLC	DE	NIA	Surgical Care Affiliates, LLC	Ownership	100.000	UnitedHealth Group Incorporated		
		.00000	84-2283691				Naviguard, Inc.	DE	NIA	UnitedHealth Group Ventures, LLC	Ownership	100.000	UnitedHealth Group Incorporated		
.0707	UnitedHealth Group Incorporated	.95123	65-0996107				Neighborhood Health Partnership, Inc.	FL	IA	UnitedHealthcare, Inc.	Ownership	100.000	UnitedHealth Group Incorporated		
		.00000	20-4755277				Netwerkes, LLC	TN	NIA	Optum360 Solutions, LLC	Ownership	100.000	UnitedHealth Group Incorporated		
.0707	UnitedHealth Group Incorporated	.95758	88-0228572				Nevada Pacific Dental	NV	IA	Dental Benefit Providers, Inc.	Ownership	100.000	UnitedHealth Group Incorporated		
		.00000	72-1267232				New Orleans Regional Physician Hospital Organization, L.L.C.	LA	NIA	UnitedHealthcare, Inc.	Ownership	100.000	UnitedHealth Group Incorporated		
		.00000	84-1250135				New West Physicians, Inc.	CO	NIA	Newton Holdings, LLC	Ownership	100.000	UnitedHealth Group Incorporated		
		.00000	30-1080342				New York Proton Management, LLC	NY	NIA	ProHealth Proton Center Management, LLC	Influence	33.570	UnitedHealth Group Incorporated		5
		.00000	33-0673955				Newton Holdings, LLC	DE	NIA	Collaborative Care Holdings, LLC	Ownership	80.100	UnitedHealth Group Incorporated		2
		.00000	27-2248103				North American Medical Management California, Inc.	TN	NIA	NAMM Holdings, Inc.	Ownership	100.000	UnitedHealth Group Incorporated		
		.00000	20-1023581				North Dallas Surgical Center, LLC	DE	NIA	THR-SCA Holdings, LLC	Influence	0.000	UnitedHealth Group Incorporated		5
		.00000	20-2564137				North Puget Sound Center for Sleep Disorders, LLC	WA	NIA	Everett MSO, Inc.	Ownership	71.250	UnitedHealth Group Incorporated		2
		.00000					North Puget Sound Oncology Equipment Leasing Company, LLC	WA	NIA	Everett MSO, Inc.	Ownership	100.000	UnitedHealth Group Incorporated		

ANNUAL STATEMENT FOR THE YEAR 2019 OF THE Oxford Health Plans (NJ), Inc.

SCHEDULE Y
PART 1A - DETAIL OF INSURANCE HOLDING COMPANY SYSTEM

1	2	3	4	5	6	7	8	9	10	11	12	13	14	15	16
Group Code	Group Name	NAIC Company Code	ID Number	Federal RSSD	CIK	Name of Securities Exchange if Publicly Traded (U.S. or International)	Names of Parent, Subsidiaries Or Affiliates	Domi-ciliary Location	Relation-ship to Reporting Entity	Directly Controlled by (Name of Entity/Person)	Type of Control (Ownership, Board, Management, Attorney-in-Fact, Influence, Other)	If Control is Ownership Provide Percentage	Ultimate Controlling Entity(ies)/Person(s)	Is an SCA Filing Re-quired? (Y/N)	*
		.00000	88-0245121				Northern Nevada Health Network, Inc.	NV	NIA	Sierra Health Services, Inc.	Ownership	100.000	UnitedHealth Group Incorporated		
		.00000	63-1240726				Northern Rockies Surgery Center, L.P.	TN	NIA	Northern Rockies Surgicenter, Inc.	Influence	40.000	UnitedHealth Group Incorporated		5
		.00000	81-0399251				Northern Rockies Surgicenter, Inc.	MT	NIA	National Surgery Centers, LLC	Ownership	100.000	UnitedHealth Group Incorporated		
		.00000	95-4748023				Northridge Medical Group, Inc.	CA	NIA	Physician(s) owned	Influence	0.000	UnitedHealth Group Incorporated		4
		.00000	37-1007387				Northwest Surgicare, LLC	DE	NIA	Surgery Center Holding, LLC	Ownership	100.000	UnitedHealth Group Incorporated		
		.00000	75-2494046				Northwest Surgicare, Ltd.	IL	NIA	Northwest Surgicare, LLC	Ownership	62.000	UnitedHealth Group Incorporated		2
		.00000	61-1855159				NPN IPA Washington, PLLC	WA	NIA	Physician(s) owned	Influence	0.000	UnitedHealth Group Incorporated		4
		.00000	56-1754480				NSC Fayetteville, LLC	DE	NIA	National Surgery Centers, LLC	Ownership	100.000	UnitedHealth Group Incorporated		
		.00000	56-1963226				NSC Greensboro West, LLC	DE	NIA	National Surgery Centers, LLC	Ownership	49.000	UnitedHealth Group Incorporated		
		.00000	56-1775016				NSC Greensboro, LLC	DE	NIA	National Surgery Centers, LLC	Ownership	100.000	UnitedHealth Group Incorporated		
		.00000	36-4210296				NSC Lancaster, LLC	DE	NIA	National Surgery Centers, LLC	Ownership	100.000	UnitedHealth Group Incorporated		
		.00000	91-1553479				NSC Seattle, Inc.	WA	NIA	National Surgery Centers, LLC	Ownership	100.000	UnitedHealth Group Incorporated		
		.00000	33-0812824				NSC Upland, LLC	DE	NIA	National Surgery Centers, LLC	Ownership	100.000	UnitedHealth Group Incorporated		
		.00000	46-5025690				NYSCA, LLC	NY	NIA	Surgical Care Affiliates, LLC	Influence	33.000	UnitedHealth Group Incorporated		5
		.00000	83-4364718				OC Cardiology Practice Partners, LLC	DE	NIA	SC Affiliates, LLC	Ownership	100.000	UnitedHealth Group Incorporated		
		.00000	98-1454609				Omesa S.A.	CHL	NIA	Vidaintegra S.A.	Ownership	99.990	UnitedHealth Group Incorporated		
		.00000	98-1454609				Omesa S.A.	CHL	NIA	Saden S.A.	Ownership	0.010	UnitedHealth Group Incorporated		
		.00000	27-0062838				OmniClaim, LLC	DE	NIA	Equian Parent Corp.	Ownership	100.000	UnitedHealth Group Incorporated		
		.00000	98-1456252				Oncocare S.A.C.	PER	NIA	Pacifico S.A. Entidad Prestadora de Salud	Ownership	80.000	UnitedHealth Group Incorporated		2
		.00000	52-2129786				OneNet PPO, LLC	MD	NIA	UHC Holdings, Inc.	Ownership	100.000	UnitedHealth Group Incorporated		
		.00000	26-1914835				OPHTHALMOLOGY SURGERY CENTER OF DALLAS, LLC	TX	NIA	THR-SCA Holdings, LLC	Ownership	0.000	UnitedHealth Group Incorporated		
.0707	UnitedHealth Group Incorporated	.96940	52-1518174				Optimum Choice, Inc.	MD	IA	United HealthCare Services, Inc.	Ownership	100.000	UnitedHealth Group Incorporated		
		.00000	47-0858534	3202702			Optum Bank, Inc.	UT	NIA	OptumHealth Financial Services, Inc.	Ownership	100.000	UnitedHealth Group Incorporated		
		.00000	36-3437660				Optum Biometrics, Inc.	IL	NIA	OptumHealth Care Solutions, LLC	Ownership	100.000	UnitedHealth Group Incorporated		
		.00000	26-0683057				Optum Care Services Company	TN	NIA	Inspiris, Inc.	Ownership	100.000	UnitedHealth Group Incorporated		
		.00000	83-1959511				Optum Care, Inc.	DE	NIA	Collaborative Care Services, Inc.	Ownership	100.000	UnitedHealth Group Incorporated		
		.00000	75-2778455				Optum Clinic, P.A.	TX	NIA	Physician(s) owned	Influence	0.000	UnitedHealth Group Incorporated		4
		.00000	37-1782217				Optum Clinics Holdings, Inc.	DE	NIA	Collaborative Care Holdings, LLC	Ownership	100.000	UnitedHealth Group Incorporated		
		.00000	38-3969193				Optum Clinics Intermediate Holdings, Inc.	DE	NIA	Optum Clinics Holdings, Inc.	Ownership	100.000	UnitedHealth Group Incorporated		
		.00000					Optum Digital Health Holdings, LLC	DE	NIA	Consumer Wellness Solutions, Inc.	Ownership	100.000	UnitedHealth Group Incorporated		
		.00000	98-1325466				Optum Finance (Ireland) Unlimited Company	IRL	NIA	UnitedHealthcare International VIII S.à r.l.	Ownership	100.000	UnitedHealth Group Incorporated		
		.00000	98-1103015				Optum Global Solutions (India) Private Limited	IND	NIA	Optum Global Solutions International B.V.	Ownership	99.999	UnitedHealth Group Incorporated		
		.00000	98-1103015				Optum Global Solutions (India) Private Limited	IND	NIA	UnitedHealth International, Inc.	Ownership	0.001	UnitedHealth Group Incorporated		
		.00000	98-1097776				Optum Global Solutions (Philippines), Inc.	PHL	NIA	Optum Global Solutions International B.V.	Ownership	99.991	UnitedHealth Group Incorporated		2
		.00000	98-1201187				Optum Global Solutions International B.V.	NLD	NIA	Optum Technology, LLC	Ownership	97.480	UnitedHealth Group Incorporated		
		.00000	98-1201187				Optum Global Solutions International B.V.	NLD	NIA	OptumHealth International B.V.	Ownership	2.520	UnitedHealth Group Incorporated		
		.00000	04-3574101				Optum Government Solutions, Inc.	DE	NIA	OptumInsight, Inc.	Ownership	100.000	UnitedHealth Group Incorporated		
		.00000	84-3719654				Optum Growth Partners, LLC	DE	NIA	Optum, Inc.	Ownership	100.000	UnitedHealth Group Incorporated		
		.00000					Optum Health & Technology (Hong Kong) Limited	CHN	NIA	OptumHealth International B.V.	Ownership	100.000	UnitedHealth Group Incorporated		
		.00000	98-1095799				Optum Health & Technology (India) Private Limited	IND	NIA	OptumHealth International B.V.	Ownership	99.999	UnitedHealth Group Incorporated		
		.00000	98-1095799				Optum Health & Technology (India) Private Limited	IND	NIA	United Behavioral Health	Ownership	0.001	UnitedHealth Group Incorporated		
		.00000	98-1097886				Optum Health & Technology (Singapore) Pte. Ltd.	SGP	NIA	OptumHealth International B.V.	Ownership	100.000	UnitedHealth Group Incorporated		
		.00000	20-2149493				Optum Health & Technology (US), LLC	MO	NIA	OptumHealth Holdings, LLC	Ownership	100.000	UnitedHealth Group Incorporated		
		.00000	43-1747235				Optum Health & Technology Holdings (US), Inc.	MO	NIA	Optum, Inc.	Ownership	100.000	UnitedHealth Group Incorporated		
		.00000	98-1184561				Optum Health & Technology Serviços do Brasil Ltda.	BRA	NIA	Optum Global Solutions International B.V.	Ownership	99.998	UnitedHealth Group Incorporated		

ANNUAL STATEMENT FOR THE YEAR 2019 OF THE Oxford Health Plans (NJ), Inc.

SCHEDULE Y
PART 1A - DETAIL OF INSURANCE HOLDING COMPANY SYSTEM

1	2	3	4	5	6	7	8	9	10	11	12	13	14	15	16
Group Code	Group Name	NAIC Company Code	ID Number	Federal RSSD	CIK	Name of Securities Exchange if Publicly Traded (U.S. or International)	Names of Parent, Subsidiaries Or Affiliates	Domi-ciliary Location	Relation-ship to Reporting Entity	Directly Controlled by (Name of Entity/Person)	Type of Control (Ownership, Board, Management, Attorney-in-Fact, Influence, Other)	If Control is Ownership Provide Percentage	Ultimate Controlling Entity(ies)/Person(s)	Is an SCA Filing Re-quired? (Y/N)	*
		.0000	98-1184561				Optum Health & Technology Serviços do Brasil Ltda.	.BRA	NIA	OptumInsight, Inc.	Ownership	0.002	UnitedHealth Group Incorporated		
		.0000	98-1276517				Optum Health and Technology FZ-LLC	.ARE	NIA	Optum Global Solutions International B.V.	Ownership	100.000	UnitedHealth Group Incorporated		
		.0000	98-1097921				Optum Health Services (Canada) Ltd.	.CAN	NIA	Optum Health & Technology Holdings (US), Inc.	Ownership	100.000	UnitedHealth Group Incorporated		
		.0000	98-1406274				Optum Health Solutions (Australia) Pty Ltd	.AUS	NIA	Optum UK Solutions Group Limited	Ownership	100.000	UnitedHealth Group Incorporated		
		.0000	98-1147355				Optum Health Solutions (UK) Limited	.GBR	NIA	Optum UK Solutions Group Limited	Ownership	100.000	UnitedHealth Group Incorporated		
		.0000	58-2068880				Optum Healthcare of Illinois, Inc.	.GA	NIA	Optum Women's and Children's Health, LLC	Ownership	100.000	UnitedHealth Group Incorporated		
		.0000	20-0212381				Optum Hospice Pharmacy Services, LLC	.DE	NIA	OptumRx Health Solutions, LLC	Ownership	100.000	UnitedHealth Group Incorporated		
		.0000	11-2997132				Optum Infusion Services 100, Inc.	.NY	NIA	BriovaRx Infusion Services, Inc.	Ownership	100.000	UnitedHealth Group Incorporated		
		.0000	11-3485985				Optum Infusion Services 101, Inc.	.NY	NIA	Optum Infusion Services 100, Inc.	Ownership	100.000	UnitedHealth Group Incorporated		
		.0000	27-1533840				Optum Infusion Services 103, LLC	.DE	NIA	Serquinox Holdings LLC	Ownership	100.000	UnitedHealth Group Incorporated		
		.0000	55-0802777				Optum Infusion Services 201, Inc.	.FL	NIA	Ambient Healthcare, Inc.	Ownership	100.000	UnitedHealth Group Incorporated		
		.0000	20-4881413				Optum Infusion Services 202, Inc.	.FL	NIA	Ambient Healthcare, Inc.	Ownership	100.000	UnitedHealth Group Incorporated		
		.0000	33-1012700				Optum Infusion Services 203, Inc.	.FL	NIA	Ambient Healthcare, Inc.	Ownership	100.000	UnitedHealth Group Incorporated		
		.0000	26-3738273				Optum Infusion Services 205, Inc.	.FL	NIA	Ambient Healthcare, Inc.	Ownership	100.000	UnitedHealth Group Incorporated		
		.0000	63-1284325				Optum Infusion Services 206, Inc.	.AL	NIA	Ambient Healthcare, Inc.	Ownership	100.000	UnitedHealth Group Incorporated		
		.0000	63-0964525				Optum Infusion Services 207, Inc.	.AL	NIA	Optum Infusion Services 206, Inc.	Ownership	100.000	UnitedHealth Group Incorporated		
		.0000	20-4963945				Optum Infusion Services 208, Inc.	.NC	NIA	Ambient Healthcare, Inc.	Ownership	100.000	UnitedHealth Group Incorporated		
		.0000	75-2196224				Optum Infusion Services 301, LP	.OK	NIA	BriovaRx Infusion Services, Inc.	Ownership	99.950	UnitedHealth Group Incorporated		
		.0000	75-2196224				Optum Infusion Services 301, LP	.OK	NIA	BriovaRx Infusion Services 305, LLC	Ownership	0.050	UnitedHealth Group Incorporated		
		.0000	27-0668812				Optum Infusion Services 302, LLC	.NE	NIA	BriovaRx Infusion Services, Inc.	Ownership	100.000	UnitedHealth Group Incorporated		
		.0000	20-3741084				Optum Infusion Services 308, LLC	.AZ	NIA	SCP Specialty Infusion, LLC	Ownership	100.000	UnitedHealth Group Incorporated		
		.0000	02-0653265				Optum Infusion Services 401, LLC	.CA	NIA	SCP Specialty Infusion, LLC	Ownership	100.000	UnitedHealth Group Incorporated		
		.0000	47-0941801				Optum Infusion Services 403, LLC	.CA	NIA	SCP Specialty Infusion, LLC	Ownership	100.000	UnitedHealth Group Incorporated		
		.0000	93-1103256				Optum Infusion Services 404, LLC	.OR	NIA	SCP Specialty Infusion, LLC	Ownership	100.000	UnitedHealth Group Incorporated		
		.0000	84-2822134				Optum Infusion Services 501, Inc.	.DE	NIA	BriovaRx Infusion Services, Inc.	Ownership	100.000	UnitedHealth Group Incorporated		
.0707	UnitedHealth Group Incorporated	69647	31-0628424				Optum Insurance of Ohio, Inc.	.OH	IA	OptumRx PBM of Maryland, LLC	Ownership	100.000	UnitedHealth Group Incorporated		
		.0000	46-4734521				Optum Labs Dimensions, Inc.	.DE	NIA	Optum Labs, Inc.	Ownership	100.000	UnitedHealth Group Incorporated		
		.0000	98-1249178				Optum Labs International (UK) Ltd.	.GBR	NIA	Optum, Inc.	Ownership	100.000	UnitedHealth Group Incorporated		
		.0000	46-1615964				Optum Labs, Inc.	.DE	NIA	Optum, Inc.	Ownership	100.000	UnitedHealth Group Incorporated		
		.0000	98-1209730				Optum Life Sciences (Canada) Inc.	.CAN	NIA	OptumInsight Life Sciences, Inc.	Ownership	100.000	UnitedHealth Group Incorporated		
		.0000	98-1098190				Optum Management Consulting (Shanghai) Co., Ltd.	.CHN	NIA	Optum Health & Technology Holdings (US), Inc.	Ownership	100.000	UnitedHealth Group Incorporated		
		.0000	30-0826311				Optum Medical Services of California, P.C.	.CA	NIA	Physician(s) owned	Influence	0.000	UnitedHealth Group Incorporated		4
		.0000	45-3866363				Optum Medical Services, P.C.	.NC	NIA	Physician(s) owned	Influence	0.000	UnitedHealth Group Incorporated		4
.0707	UnitedHealth Group Incorporated	.11068	30-0029448				Optum Networks of New Jersey, Inc.	.DE	IA	OrthoNet Holdings, Inc.	Ownership	100.000	UnitedHealth Group Incorporated		
		.0000	58-1873062				Optum of New York, Inc.	.NY	NIA	Optum Women's and Children's Health, LLC	Ownership	100.000	UnitedHealth Group Incorporated		
		.0000	98-1097761				Optum Operations (Ireland) Unlimited Company	.IRL	NIA	UnitedHealthcare International VII S.à r.l.	Ownership	100.000	UnitedHealth Group Incorporated		
		.0000	20-8911466				Optum Palliative and Hospice Care of Pennsylvania, Inc.	.TN	NIA	Hospice Inspiris Holdings, Inc.	Ownership	100.000	UnitedHealth Group Incorporated		
		.0000	20-8911303				Optum Palliative and Hospice Care of Texas, Inc.	.TN	NIA	Hospice Inspiris Holdings, Inc.	Ownership	100.000	UnitedHealth Group Incorporated		
		.0000	30-0226127				Optum Palliative and Hospice Care, Inc.	.DE	NIA	Collaborative Care Holdings, LLC	Ownership	100.000	UnitedHealth Group Incorporated		
		.0000	45-3629080				Optum Perks LLC	.DE	NIA	OptumRx PBM of Illinois, Inc.	Ownership	58.000	UnitedHealth Group Incorporated		
		.0000	45-3629080				Optum Perks LLC	.DE	NIA	OptumRx Health Solutions, LLC	Ownership	42.000	UnitedHealth Group Incorporated		
		.0000	84-2827343				Optum Pharmacy 701, LLC	.DE	NIA	OptumRx Administrative Services, LLC	Ownership	100.000	UnitedHealth Group Incorporated		
		.0000	46-2731176				Optum Pharmacy 702, LLC	.IN	NIA	OptumRx PBM of Illinois, Inc.	Ownership	100.000	UnitedHealth Group Incorporated		
		.0000	45-2532834				Optum Pharmacy 703, LLC	.NV	NIA	OptumRx PBM of Illinois, Inc.	Ownership	100.000	UnitedHealth Group Incorporated		
		.0000	55-0824381				Optum Pharmacy 705, LLC	.AL	NIA	BriovaRx of Maine, Inc.	Ownership	100.000	UnitedHealth Group Incorporated		
		.0000	20-4581265				Optum Public Sector Solutions, Inc.	.DE	NIA	OptumInsight, Inc.	Ownership	100.000	UnitedHealth Group Incorporated		
		.0000	46-3328009				Optum Rocket, Inc.	.DE	NIA	OptumInsight, Inc.	Ownership	100.000	UnitedHealth Group Incorporated		
		.0000	26-0543382				Optum Senior Services, LLC	.AL	NIA	Optum Hospice Pharmacy Services, LLC	Ownership	100.000	UnitedHealth Group Incorporated		

ANNUAL STATEMENT FOR THE YEAR 2019 OF THE Oxford Health Plans (NJ), Inc.

SCHEDULE Y
PART 1A - DETAIL OF INSURANCE HOLDING COMPANY SYSTEM

1	2	3	4	5	6	7	8	9	10	11	12	13	14	15	16
Group Code	Group Name	NAIC Company Code	ID Number	Federal RSSD	CIK	Name of Securities Exchange if Publicly Traded (U.S. or International)	Names of Parent, Subsidiaries Or Affiliates	Domiciliary Location	Relationship to Reporting Entity	Directly Controlled by (Name of Entity/Person)	Type of Control (Ownership, Board, Management, Attorney-in-Fact, Influence, Other)	If Control is Ownership Provide Percentage	Ultimate Controlling Entity(ies)/Person(s)	Is an SCA Filing Required? (Y/N)	*
		.0000	98-1307821				Optum Services (Ireland) Limited	IRL	NIA	Optum Operations (Ireland) Unlimited Company	Ownership	100.000	UnitedHealth Group Incorporated		
		.0000	66-0870003				Optum Services (Puerto Rico) LLC	PR	NIA	UnitedHealthcare International III B.V.	Ownership	100.000	UnitedHealth Group Incorporated		
		.0000	45-4683454				Optum Services, Inc.	DE	NIA	Optum, Inc.	Ownership	100.000	UnitedHealth Group Incorporated		
		.0000	98-1284698				Optum Solutions do Brasil – Tecnologia e Serviços de Suporte Ltda.	BRA	NIA	Amil Assistência Médica Internacional S.A.	Ownership	100.000	UnitedHealth Group Incorporated		
		.0000	98-1284698				Optum Solutions do Brasil – Tecnologia e Serviços de Suporte Ltda.	BRA	NIA	Cemed Care – Empresa de Atendimento Clínico Geral Ltda.	Ownership	0.000	UnitedHealth Group Incorporated		
		.0000	98-0644599				Optum Solutions UK Holdings Limited	GBR	NIA	Optum Health & Technology Holdings (US), Inc.	Ownership	100.000	UnitedHealth Group Incorporated		
		.0000	46-5713629				Optum Technology, LLC	DE	NIA	OptumInsight, Inc.	Ownership	100.000	UnitedHealth Group Incorporated		
		.0000	98-1097769				Optum UK Solutions Group Limited	GBR	NIA	Optum Solutions UK Holdings Limited	Ownership	100.000	UnitedHealth Group Incorporated		
		.0000	58-2205984				Optum Women's and Children's Health, LLC	DE	NIA	My Wellness Solutions, LLC	Ownership	100.000	UnitedHealth Group Incorporated		
		.0000	30-0580620	3119994			Optum, Inc.	DE	NIA	United HealthCare Services, Inc.	Ownership	100.000	UnitedHealth Group Incorporated		
		.0000	46-3983926				Optum360 Services, Inc.	DE	NIA	Optum Rocket, Inc.	Ownership	69.000	UnitedHealth Group Incorporated		2
		.0000	82-3446942				Optum360 Solutions, LLC	DE	NIA	OptumInsight, Inc.	Ownership	100.000	UnitedHealth Group Incorporated		
		.0000	46-3328307				Optum360, LLC	DE	NIA	Optum Rocket, Inc.	Ownership	69.000	UnitedHealth Group Incorporated		2
		.0000	45-3007684				OptumCare ACO Florida, LLC	FL	NIA	OptumCare ACO Holdings, LLC	Ownership	100.000	UnitedHealth Group Incorporated		
		.0000	45-3006976				OptumCare ACO Holdings, LLC	CA	NIA	OptumCare Management, LLC	Ownership	100.000	UnitedHealth Group Incorporated		
		.0000	30-0940296				OptumCare ACO New Mexico, LLC	DE	NIA	OptumCare New Mexico, LLC	Ownership	100.000	UnitedHealth Group Incorporated		
		.0000	47-1422097				OptumCare Clinical Trials, LLC	DE	NIA	OptumCare Holdings, LLC	Ownership	100.000	UnitedHealth Group Incorporated		
		.0000	35-2597463				OptumCare Colorado ASC, LLC	CO	NIA	OptumCare Colorado, LLC	Ownership	100.000	UnitedHealth Group Incorporated		
		.0000	47-2218380				OptumCare Colorado Springs, LLC	CO	NIA	OptumCare Holdings Colorado, LLC	Ownership	100.000	UnitedHealth Group Incorporated		
		.0000	47-2196783				OptumCare Colorado, LLC	CO	NIA	OptumCare Management, LLC	Ownership	100.000	UnitedHealth Group Incorporated		
		.0000	26-1508741				OptumCare Endoscopy Center New Mexico, LLC	NM	NIA	OptumCare New Mexico, LLC	Ownership	100.000	UnitedHealth Group Incorporated		
		.0000	82-2227280				OptumCare Florida CI, LLC	DE	NIA	OptumCare Florida, LLC	Ownership	100.000	UnitedHealth Group Incorporated		
		.0000	87-0408859				OptumCare Florida, LLC	DE	NIA	Intermountain Medical Holdings Nevada, Inc.	Ownership	100.000	UnitedHealth Group Incorporated		
0707	UnitedHealth Group Incorporated	.0000	46-2385459				OptumCare Health Plan of California, Inc.	DE	NIA	OptumCare Holdings, LLC	Ownership	100.000	UnitedHealth Group Incorporated		
		.0000	30-0990665				OptumCare Holdings Colorado, LLC	CO	NIA	OptumCare Colorado, LLC	Ownership	85.000	UnitedHealth Group Incorporated		2
		.0000	20-8571405				OptumCare Holdings New Mexico, LLC	NM	NIA	OptumCare Management, LLC	Ownership	100.000	UnitedHealth Group Incorporated		
		.0000	56-2592163				OptumCare Holdings, LLC	CA	NIA	Collaborative Care Holdings, LLC	Ownership	100.000	UnitedHealth Group Incorporated		
		.0000	95-4509662				OptumCare Management, LLC	CA	NIA	OptumCare Holdings, LLC	Ownership	100.000	UnitedHealth Group Incorporated		
		.0000	20-4043287				OptumCare New Mexico, LLC	DE	NIA	OptumCare Holdings New Mexico, LLC	Ownership	100.000	UnitedHealth Group Incorporated		
		.0000	13-4138668				OptumCare New York IPA, Inc.	NY	NIA	Inspiris, Inc.	Ownership	100.000	UnitedHealth Group Incorporated		
		.0000	45-3462809				OptumCare South Florida, LLC	FL	NIA	OptumCare Management, LLC	Ownership	100.000	UnitedHealth Group Incorporated		
		.0000	41-1591944				OptumHealth Care Solutions, LLC	DE	NIA	OptumInsight, Inc.	Ownership	100.000	UnitedHealth Group Incorporated		
		.0000	47-0858530				OptumHealth Financial Services, Inc.	DE	NIA	OptumHealth Holdings, LLC	Ownership	100.000	UnitedHealth Group Incorporated		
		.0000	47-1192395				OptumHealth Holdings, LLC	DE	NIA	Optum, Inc.	Ownership	100.000	UnitedHealth Group Incorporated		
		.0000	98-1106868				OptumHealth International B.V.	NLD	NIA	Catamaran S.á.r.l.	Ownership	100.000	UnitedHealth Group Incorporated		
		.0000	98-1401978				OptumInsight Holdings, LLC	DE	NIA	Optum, Inc.	Ownership	100.000	UnitedHealth Group Incorporated		
		.0000	98-1401978				OptumInsight India Private Limited	IND	NIA	ABC International Holdings, LLC	Ownership	99.065	UnitedHealth Group Incorporated		
		.0000	04-3383745				OptumInsight India Private Limited	IND	NIA	The Advisory Board Company	Ownership	0.935	UnitedHealth Group Incorporated		
		.0000	41-1858498				OptumInsight Life Sciences, Inc.	DE	NIA	OptumInsight, Inc.	Ownership	100.000	UnitedHealth Group Incorporated		
		.0000	75-2578509				OptumInsight, Inc.	DE	NIA	OptumInsight Holdings, LLC	Ownership	100.000	UnitedHealth Group Incorporated		
		.0000	31-1728846				OptumRx Administrative Services, LLC	TX	NIA	OptumRx Holdings I, LLC	Ownership	100.000	UnitedHealth Group Incorporated		
		.0000	47-4734235				OptumRx Discount Card Services, LLC	DE	NIA	OptumRx PBM of Illinois, Inc.	Ownership	100.000	UnitedHealth Group Incorporated		
		.0000	46-0666840				OptumRx Group Holdings, Inc.	DE	NIA	Optum, Inc.	Ownership	100.000	UnitedHealth Group Incorporated		
		.0000	80-0870454				OptumRx Health Solutions, LLC	DE	NIA	OptumRx Administrative Services, LLC	Ownership	100.000	UnitedHealth Group Incorporated		
		.0000	34-1472211				OptumRx Holdings I, LLC	DE	NIA	OptumRx Group Holdings, Inc.	Ownership	100.000	UnitedHealth Group Incorporated		
		.0000	20-0218027				OptumRx Holdings, LLC	DE	NIA	Optum, Inc.	Ownership	100.000	UnitedHealth Group Incorporated		
		.0000	20-0151096				OptumRx Home Delivery of Ohio, LLC	OH	NIA	OptumRx Health Solutions, LLC	Ownership	100.000	UnitedHealth Group Incorporated		
		.0000					OptumRx IPA III, Inc.	NY	NIA	OptumRx PBM of Maryland, LLC	Ownership	100.000	UnitedHealth Group Incorporated		
		.0000					OptumRx NY IPA, Inc.	NY	NIA	OptumRx, Inc.	Ownership	100.000	UnitedHealth Group Incorporated		

ANNUAL STATEMENT FOR THE YEAR 2019 OF THE Oxford Health Plans (NJ), Inc.

SCHEDULE Y
PART 1A - DETAIL OF INSURANCE HOLDING COMPANY SYSTEM

1	2	3	4	5	6	7	8	9	10	11	12	13	14	15	16
Group Code	Group Name	NAIC Company Code	ID Number	Federal RSSD	CIK	Name of Securities Exchange if Publicly Traded (U.S. or International)	Names of Parent, Subsidiaries Or Affiliates	Domiciliary Location	Relationship to Reporting Entity	Directly Controlled by (Name of Entity/Person)	Type of Control (Ownership, Board, Management, Attorney-in-Fact, Influence, Other)	If Control is Ownership Provide Percentage	Ultimate Controlling Entity(ies)/Person(s)	Is an SCA Filing Required? (Y/N)	*
		.00000	27-3419292				OptumRx of Pennsylvania, LLC	DE	NIA	OptumRx Health Solutions, LLC	Ownership	100.000	UnitedHealth Group Incorporated		
		.00000	11-2581812				OptumRx PBM of Illinois, Inc.	DE	NIA	OptumRx Administrative Services, LLC	Ownership	100.000	UnitedHealth Group Incorporated		
		.00000	88-0361447				OptumRx PBM of Maryland, LLC	NV	NIA	OptumRx Health Solutions, LLC	Ownership	100.000	UnitedHealth Group Incorporated		
		.00000	03-0592263				OptumRx PBM of Pennsylvania, LLC	PA	NIA	OptumRx of Pennsylvania, LLC	Ownership	100.000	UnitedHealth Group Incorporated		
		.00000	26-1424534				OptumRx PBM of Puerto Rico, LLC	NV	NIA	OptumRx PBM of Maryland, LLC	Ownership	100.000	UnitedHealth Group Incorporated		
		.00000	38-3693753				OptumRx PBM of Wisconsin, LLC	WI	NIA	OptumRx PBM of Illinois, Inc.	Ownership	100.000	UnitedHealth Group Incorporated		
		.00000	16-1767416				OptumRx PD of Pennsylvania, LLC	PA	NIA	OptumRx of Pennsylvania, LLC	Ownership	100.000	UnitedHealth Group Incorporated		
		.00000	88-0373347				OptumRx Pharmacy of Nevada, Inc.	NV	NIA	OptumRx Health Solutions, LLC	Ownership	100.000	UnitedHealth Group Incorporated		
		.00000	47-3146510				OptumRx Pharmacy, Inc.	DE	NIA	OptumRx, Inc.	Ownership	100.000	UnitedHealth Group Incorporated		
		.00000	33-0441200				OptumRx, Inc.	CA	NIA	OptumRx Holdings, LLC	Ownership	100.000	UnitedHealth Group Incorporated		
		.00000	52-2016292				OptumServe Technology Services, Inc.	MD	NIA	OptumInsight, Inc.	Ownership	100.000	UnitedHealth Group Incorporated		
		.00000	22-3883387				OREGON OUTPATIENT SURGERY CENTER, LLC	OR	NIA	Providence & SCA Off-Campus Holdings, LLC	Influence	51.180	UnitedHealth Group Incorporated		5
		.00000	59-3125869				Orlando Center for Outpatient Surgery, L.P.	GA	NIA	Surgical Health of Orlando, LLC	Ownership	51.000	UnitedHealth Group Incorporated		2
		.00000	46-2881462				Orthology Mid-Atlantic, Inc.	DE	NIA	Orthology, Inc.	Ownership	100.000	UnitedHealth Group Incorporated		
		.00000	46-2742615				Orthology, Inc.	DE	NIA	UnitedHealth Group Ventures, LLC	Ownership	100.000	UnitedHealth Group Incorporated		
		.00000	13-3960641				OrthoNet Holdings, Inc.	DE	NIA	OptumHealth Care Solutions, LLC	Ownership	100.000	UnitedHealth Group Incorporated		
		.00000	13-3818652				OrthoNet LLC	NY	NIA	OrthoNet Holdings, Inc.	Ownership	100.000	UnitedHealth Group Incorporated		
		.00000	13-4025898				OrthoNet New York IPA, Inc.	NY	NIA	OrthoNet Holdings, Inc.	Ownership	100.000	UnitedHealth Group Incorporated		
		.00000	26-2884306				OrthoNet of the South, Inc.	DE	NIA	OrthoNet Holdings, Inc.	Ownership	100.000	UnitedHealth Group Incorporated		
		.00000	46-1581769				OrthoNet Services, Inc.	DE	NIA	OrthoNet Holdings, Inc.	Ownership	100.000	UnitedHealth Group Incorporated		
		.00000	20-0221966				OrthoNet West, Inc.	DE	NIA	OrthoNet Holdings, Inc.	Ownership	100.000	UnitedHealth Group Incorporated		
		.00000	81-2594417				ORTHOPEDIC SURGERY CENTER OF PALM BEACH COUNTY, LLC	FL	NIA	SCA-Palm Beach, LLC	Influence	18.500	UnitedHealth Group Incorporated		5
		.00000					OSB – Tecnologia e Serviços de Suporte Ltda.	BRA	NIA	Anil Assistência Médica Internacional S.A.	Ownership	99.990	UnitedHealth Group Incorporated		
		.00000					OSB – Tecnologia e Serviços de Suporte Ltda.	BRA	NIA	Cemed Care – Empresa de Atendimento Clínico Geral Ltda.	Ownership	0.010	UnitedHealth Group Incorporated		
		.00000	41-1921007				Ovations, Inc.	DE	NIA	United HealthCare Services, Inc.	Ownership	100.000	UnitedHealth Group Incorporated		
		.00000	06-1587795				Oxford Benefit Management, Inc.	CT	NIA	Oxford Health Plans LLC	Ownership	100.000	UnitedHealth Group Incorporated		
.0707	UnitedHealth Group Incorporated	.78026	22-2797560				Oxford Health Insurance, Inc.	NY	IA	UnitedHealthcare Insurance Company	Ownership	100.000	UnitedHealth Group Incorporated		
.0707	UnitedHealth Group Incorporated	.96798	06-1181201				Oxford Health Plans (CT), Inc.	CT	IA	Oxford Health Plans LLC	Ownership	100.000	UnitedHealth Group Incorporated		
.0707	UnitedHealth Group Incorporated	.95506	22-2745725				Oxford Health Plans (NJ), Inc.	NJ	RE	Oxford Health Plans LLC	Ownership	100.000	UnitedHealth Group Incorporated		
.0707	UnitedHealth Group Incorporated	.95479	06-1181200				Oxford Health Plans (NY), Inc.	NY	IA	Oxford Health Plans LLC	Ownership	100.000	UnitedHealth Group Incorporated		
		.00000	52-2443751				Oxford Health Plans LLC	DE	UDP	UnitedHealth Group Incorporated	Ownership	100.000	UnitedHealth Group Incorporated		
		.00000	27-0008097				P2P Link, LLC	DE	NIA	SRPS, LLC	Ownership	100.000	UnitedHealth Group Incorporated		
		.00000	75-2857077				Pacific Casualty Company, Inc.	HI	IA	USHEALTH Group, Inc.	Ownership	100.000	UnitedHealth Group Incorporated		
.0707	UnitedHealth Group Incorporated	.70785	35-1137395				PacificCare Life and Health Insurance Company	IN	IA	United HealthCare Services, Inc.	Ownership	100.000	UnitedHealth Group Incorporated		
.0707	UnitedHealth Group Incorporated	.84506	95-2829463				PacificCare Life Assurance Company	CO	IA	United HealthCare Services, Inc.	Ownership	100.000	UnitedHealth Group Incorporated		
.0707	UnitedHealth Group Incorporated	.95617	94-3267522				PacificCare of Arizona, Inc.	AZ	IA	United HealthCare Services, Inc.	Ownership	100.000	UnitedHealth Group Incorporated		
.0707	UnitedHealth Group Incorporated	.95434	84-1011378				PacificCare of Colorado, Inc.	CO	IA	United HealthCare Services, Inc.	Ownership	100.000	UnitedHealth Group Incorporated		
.0707	UnitedHealth Group Incorporated	.95685	86-0875231				PacificCare of Nevada, Inc.	NV	IA	United HealthCare Services, Inc.	Ownership	100.000	UnitedHealth Group Incorporated		
		.00000	98-1444613				Pacifico S.A. Entidad Prestadora de Salud	PER	NIA	Empremédica S. A.	Ownership	50.000	UnitedHealth Group Incorporated		2
		.00000	62-1595402				Paoli Ambulatory Surgery Center	PA	NIA	SCA-Paoli, LLC	Ownership	51.000	UnitedHealth Group Incorporated		2
		.00000	62-1547618				Paoli Surgery Center, L.P.	TN	NIA	Paoli Ambulatory Surgery Center	Ownership	64.250	UnitedHealth Group Incorporated		2
		.00000	45-1484375				Park Hill Surgery Center, LLC	TX	NIA	THR-SCA Holdings, LLC	Ownership	0.000	UnitedHealth Group Incorporated		
		.00000	20-4127100				Parkway Surgery Center, LLC	DE	NIA	SCA-Hagerstown, LLC	Ownership	73.690	UnitedHealth Group Incorporated		2
		.00000	63-1271644				Pasteur Plaza Surgery Center GP, Inc.	DE	NIA	ASC Network, LLC	Ownership	100.000	UnitedHealth Group Incorporated		
		.00000	20-2310011				PatientsLikeMe LLC	DE	NIA	United HealthCare Services, Inc.	Ownership	100.000	UnitedHealth Group Incorporated		
		.00000					Patrimonio Autónomo Nueva Clínica – PANC	COL	NIA	Clínica del Country S.A.	Ownership	65.170	UnitedHealth Group Incorporated		2
		.00000					Patrimonio Autónomo Nueva Clínica – PANC	COL	NIA	Banmédica Internacional SpA	Ownership	9.590	UnitedHealth Group Incorporated		2
		.00000	62-1451147				Payment Resolution Services, LLC	TN	NIA	OptumInsight, Inc.	Ownership	100.000	UnitedHealth Group Incorporated		
		.00000	75-3265056				PCCCV, Inc.	CA	NIA	PrimeCare Medical Network, Inc.	Ownership	100.000	UnitedHealth Group Incorporated		

ANNUAL STATEMENT FOR THE YEAR 2019 OF THE Oxford Health Plans (NJ), Inc.

SCHEDULE Y
PART 1A - DETAIL OF INSURANCE HOLDING COMPANY SYSTEM

1	2	3	4	5	6	7	8	9	10	11	12	13	14	15	16
Group Code	Group Name	NAIC Company Code	ID Number	Federal RSSD	CIK	Name of Securities Exchange if Publicly Traded (U.S. or International)	Names of Parent, Subsidiaries Or Affiliates	Domi-ciliary Location	Relation-ship to Reporting Entity	Directly Controlled by (Name of Entity/Person)	Type of Control (Ownership, Board, Management, Attorney-in-Fact, Influence, Other)	If Control is Ownership Provide Percentage	Ultimate Controlling Entity(ies)/Person(s)	Is an SCA Filing Re-quired? (Y/N)	*
.0707	UnitedHealth Group Incorporated	13607	20-5662149				Peoples Health, Inc.	LA	IA	New Orleans Regional Physician Hospital Organization, L.L.C.	Ownership	100.000	UnitedHealth Group Incorporated		
		.00000	58-1978405				Perimeter Center for Outpatient Surgery, L.P.	GA	NIA	SHC Atlanta, LLC	Influence	26.643	UnitedHealth Group Incorporated		5
		.00000	23-2171049				Pharmacy Software Holdco, Inc.	PA	NIA	OptumRx Administrative Services, LLC	Ownership	100.000	UnitedHealth Group Incorporated		
		.00000	35-2288416				PHC Subsidiary Holdings, LLC	TX	NIA	United HealthCare Services, Inc.	Ownership	100.000	UnitedHealth Group Incorporated		
		.00000	81-2902954				Physician Alliance of the Rockies, LLC	CO	NIA	New West Physicians, Inc.	Ownership	100.000	UnitedHealth Group Incorporated		
		.00000	30-0516435				Physician Partners Medical Group, Inc.	CA	NIA	Physician(s) owned	Influence	0.000	UnitedHealth Group Incorporated		4
		.00000	59-3438026				Physicians Care Network, L.L.C.	WA	NIA	The Polyclinic, PLLC	Influence	0.010	UnitedHealth Group Incorporated		4
		.00000	04-3677255				PHYSICIANS DAY SURGERY CENTER, LLC	FL	NIA	SCA-Naples, LLC	Ownership	51.000	UnitedHealth Group Incorporated		2
.0707	UnitedHealth Group Incorporated	11494	04-3677255				Physicians Health Choice of Texas, LLC	TX	IA	PHC Subsidiary Holdings, LLC	Ownership	100.000	UnitedHealth Group Incorporated		
		.00000	52-1162824				Physicians Health Plan of Maryland, Inc.	MD	NIA	United HealthCare Services, Inc.	Ownership	100.000	UnitedHealth Group Incorporated		
		.00000	98-1388873				Plano de Saúde Ana Costa Ltda.	BRA	IA	Amil Assistência Médica Internacional S.A.	Ownership	74.860	UnitedHealth Group Incorporated		
		.00000	98-1388873				Plano de Saúde Ana Costa Ltda.	BRA	IA	Santos Administração e Participações S.A.	Ownership	25.140	UnitedHealth Group Incorporated		
		.00000	66-0742844				Plus One Health Management Puerto Rico, Inc.	PR	NIA	Plus One Holdings, Inc.	Ownership	100.000	UnitedHealth Group Incorporated		
		.00000	13-3613705				Plus One Holdings, Inc.	DE	NIA	OptumHealth Care Solutions, LLC	Ownership	100.000	UnitedHealth Group Incorporated		
		.00000	80-0670247				PMI Acquisition, LLC	DE	NIA	Progressive Enterprises Holdings, Inc.	Ownership	100.000	UnitedHealth Group Incorporated		
		.00000	26-3148744				PMSI Holdings, LLC	DE	NIA	Progressive Enterprises Holdings, Inc.	Ownership	100.000	UnitedHealth Group Incorporated		
		.00000	59-3166848				PMSI Settlement Solutions, LLC	FL	NIA	PMSI Holdings, LLC	Ownership	100.000	UnitedHealth Group Incorporated		
		.00000	56-2422696				PMSI, LLC	FL	NIA	PMSI Holdings, LLC	Ownership	100.000	UnitedHealth Group Incorporated		
		.00000	98-1083164				Polar II Fundo de Investimento em Participações Multiestrategia	BRA	NIA	UnitedHealthcare International IV S.á r.l.	Ownership	100.000	UnitedHealth Group Incorporated		
		.00000	47-5563848				Polo Holdco, LLC	DE	NIA	Collaborative Care Holdings, LLC	Ownership	80.100	UnitedHealth Group Incorporated		2
		.00000	46-5415205				POMCO Network, Inc.	NY	NIA	POMCO, Inc.	Ownership	100.000	UnitedHealth Group Incorporated		
		.00000	15-0581348				POMCO, Inc.	NY	NIA	UMR, Inc.	Ownership	100.000	UnitedHealth Group Incorporated		
		.00000	33-0261822				Pomerado Outpatient Surgical Center, Inc.	CA	NIA	ASC Network, LLC	Ownership	100.000	UnitedHealth Group Incorporated		
		.00000	33-0752699				Pomerado Outpatient Surgical Center, L.P.	CA	NIA	Pomerado Outpatient Surgical Center, Inc.	Ownership	57.500	UnitedHealth Group Incorporated		2
		.00000	27-1454121				PPH Holdings, LLC	DE	NIA	Practice Partners in Healthcare, Inc.	Ownership	100.000	UnitedHealth Group Incorporated		
		.00000	75-2225186				Precision Dialing Services, Inc.	DE	NIA	USHEALTH Career Agency, Inc.	Ownership	100.000	UnitedHealth Group Incorporated		
		.00000	65-0683927				Preferred Care Partners Holding, Corp.	FL	NIA	United HealthCare Services, Inc.	Ownership	100.000	UnitedHealth Group Incorporated		
		.00000	26-1845018				Preferred Care Partners Medical Group, Inc.	FL	NIA	Preferred Care Partners Holding, Corp.	Ownership	100.000	UnitedHealth Group Incorporated		
.0707	UnitedHealth Group Incorporated	11176	65-0885893				Preferred Care Partners, Inc.	FL	IA	Preferred Care Partners Holding, Corp.	Ownership	100.000	UnitedHealth Group Incorporated		
		.00000	75-3265059				Premier Choice ACO, Inc.	CA	NIA	PrimeCare Medical Network, Inc.	Ownership	100.000	UnitedHealth Group Incorporated		
		.00000	72-1378216				Premier Surgery Center of Louisville, L.P.	TN	NIA	SCA Premier Surgery Center of Louisville, LLC	Ownership	51.000	UnitedHealth Group Incorporated		2
		.00000	33-0527335				Primary Care Associated Medical Group, Inc.	CA	NIA	Physician(s) owned	Influence	0.000	UnitedHealth Group Incorporated		4
		.00000	30-0516440				Prime Community Care, Inc.	CA	NIA	Physician(s) owned	Influence	0.000	UnitedHealth Group Incorporated		4
		.00000	88-0253112				Prime Health, Inc.	NV	NIA	Sierra Health Services, Inc.	Ownership	100.000	UnitedHealth Group Incorporated		
		.00000	33-0607478				PrimeCare Medical Network, Inc.	CA	NIA	NAMM Holdings, Inc.	Ownership	100.000	UnitedHealth Group Incorporated		
		.00000	87-0757397				PrimeCare of Citrus Valley, Inc.	CA	NIA	PrimeCare Medical Network, Inc.	Ownership	80.000	UnitedHealth Group Incorporated		2
		.00000	33-0674407				PrimeCare of Corona, Inc.	CA	NIA	PrimeCare Medical Network, Inc.	Ownership	100.000	UnitedHealth Group Incorporated		
		.00000	33-0674401				PrimeCare of Hemet Valley, Inc.	CA	NIA	PrimeCare Medical Network, Inc.	Ownership	100.000	UnitedHealth Group Incorporated		
		.00000	33-0674408				PrimeCare of Inland Valley, Inc.	CA	NIA	PrimeCare Medical Network, Inc.	Ownership	100.000	UnitedHealth Group Incorporated		
		.00000	33-0674402				PrimeCare of Moreno Valley, Inc.	CA	NIA	PrimeCare Medical Network, Inc.	Ownership	100.000	UnitedHealth Group Incorporated		
		.00000	33-0674400				PrimeCare of Redlands, Inc.	CA	NIA	PrimeCare Medical Network, Inc.	Ownership	100.000	UnitedHealth Group Incorporated		
		.00000	33-0674404				PrimeCare of Riverside, Inc.	CA	NIA	PrimeCare Medical Network, Inc.	Ownership	100.000	UnitedHealth Group Incorporated		
		.00000	14-1915328				PrimeCare of San Bernardino, Inc.	CA	NIA	PrimeCare Medical Network, Inc.	Ownership	100.000	UnitedHealth Group Incorporated		
		.00000	33-0698439				PrimeCare of Sun City, Inc.	CA	NIA	PrimeCare Medical Network, Inc.	Ownership	100.000	UnitedHealth Group Incorporated		
		.00000	33-0674409				PrimeCare of Temecula, Inc.	CA	NIA	PrimeCare Medical Network, Inc.	Ownership	100.000	UnitedHealth Group Incorporated		
		.00000	14-1873402				Procura Management, Inc.	CA	NIA	Healthcare Solutions, Inc.	Ownership	100.000	UnitedHealth Group Incorporated		
		.00000	27-4371197				Progressive Enterprises Holdings, Inc.	DE	NIA	OptumRx, Inc.	Ownership	100.000	UnitedHealth Group Incorporated		
		.00000	31-1192384				Progressive Medical, LLC	OH	NIA	PMI Acquisition, LLC	Ownership	100.000	UnitedHealth Group Incorporated		

ANNUAL STATEMENT FOR THE YEAR 2019 OF THE Oxford Health Plans (NJ), Inc.

SCHEDULE Y
PART 1A - DETAIL OF INSURANCE HOLDING COMPANY SYSTEM

1	2	3	4	5	6	7	8	9	10	11	12	13	14	15	16
Group Code	Group Name	NAIC Company Code	ID Number	Federal RSSD	CIK	Name of Securities Exchange if Publicly Traded (U.S. or International)	Names of Parent, Subsidiaries Or Affiliates	Domiciliary Location	Relationship to Reporting Entity	Directly Controlled by (Name of Entity/Person)	Type of Control (Ownership, Board, Management, Attorney-in-Fact, Influence, Other)	If Control is Ownership Provide Percentage	Ultimate Controlling Entity(ies)/Person(s)	Is an SCA Filing Required? (Y/N)	*
		.00000	45-4469117				ProHEALTH Accountable Care Medical Group, PLLC	NY	NIA	Physician(s) owned	Influence	0.000	UnitedHealth Group Incorporated		4
		.00000	11-3447394				ProHEALTH Ambulatory Surgery Center, Inc.	NY	NIA	Physician(s) owned	Influence	0.000	UnitedHealth Group Incorporated		4
		.00000	11-3355604				ProHEALTH Care Associates LLP	NY	NIA	ProHEALTH Medical NY, P.C.	Influence	0.000	UnitedHealth Group Incorporated		4
		.00000	11-3355604				ProHEALTH Care Associates, L.L.P.	NY	NIA	ProHEALTH Medical NY, P.C.	Ownership	51.000	UnitedHealth Group Incorporated		
		.00000	32-0229091				ProHEALTH Fitness of Lake Success, LLC	NY	NIA	ProHEALTH Medical Management, LLC	Ownership	82.620	UnitedHealth Group Incorporated		2
		.00000	47-1049961				ProHEALTH Medical Management, LLC	DE	NIA	Collaborative Care Holdings, LLC	Ownership	100.000	UnitedHealth Group Incorporated		
		.00000	45-5470737				ProHealth Physicians ACO, LLC	CT	NIA	ProHealth Physicians, Inc.	Ownership	100.000	UnitedHealth Group Incorporated		
		.00000	06-1446075				ProHealth Physicians, Inc.	CT	NIA	Polo Holdco, LLC	Ownership	100.000	UnitedHealth Group Incorporated		
		.00000	06-1469068				ProHealth Physicians, P.C.	CT	NIA	Physician(s) owned	Influence	0.000	UnitedHealth Group Incorporated		4
		.00000	32-0455430				ProHealth Proton Center Management, LLC	DE	NIA	ProHEALTH Medical Management, LLC	Ownership	100.000	UnitedHealth Group Incorporated		
		.00000	47-5661535				ProHEALTH Urgent Care Medicine of New Jersey LLP	NJ	NIA	Physician(s) owned	Influence	0.000	UnitedHealth Group Incorporated		4
		.00000	46-1883579				ProHEALTH Urgent Care Medicine, PLLC	NY	NIA	Physician(s) owned	Influence	0.000	UnitedHealth Group Incorporated		4
		.00000					Promotora Country S.A.	COL	NIA	Banmedica S.A.	Ownership	50.000	UnitedHealth Group Incorporated		3
		.00000	22-3493126				Pronounced Health Solutions, Inc.	DE	NIA	My Wellness Solutions, LLC	Ownership	100.000	UnitedHealth Group Incorporated		
		.00000	98-1444638				Prosemedic S.A.C.	PER	NIA	Pacifico S.A. Entidad Prestadora de Salud	Ownership	80.000	UnitedHealth Group Incorporated		1
		.00000					Prospero Health, LLC	DE	NIA	Optum Growth Partners, LLC	Ownership	100.000	UnitedHealth Group Incorporated		
		.00000	83-4217561				Prospero Management Services, LLC	DE	NIA	Optum Growth Partners, LLC	Ownership	100.000	UnitedHealth Group Incorporated		
		.00000	82-3765555				Providence & SCA Off-Campus Holdings, LLC	DE	NIA	SCA-Portland, LLC	Ownership	40.000	UnitedHealth Group Incorporated		
		.00000	82-3270499				Providence & SCA On-Campus Holdings, LLC	DE	NIA	SCA-Portland, LLC	Ownership	20.000	UnitedHealth Group Incorporated		
		.00000	83-1591205				Providence & SCA Outreach Markets Holdings, LLC	DE	NIA	SCA-Portland, LLC	Ownership	49.000	UnitedHealth Group Incorporated		
		.00000	90-0876656				PS Center, LLC	CA	NIA	Beach Surgical Holdings II, LLC	Influence	100.000	UnitedHealth Group Incorporated		5
		.00000	93-1068319				Pueblo-SCA Surgery Center, LLC	DE	NIA	SC Affiliates, LLC	Ownership	100.000	UnitedHealth Group Incorporated		
		.00000					Pulse Platform, LLC	DE	NIA	Rally Health, Inc.	Ownership	100.000	UnitedHealth Group Incorporated		
		.00000	46-3901920				QoL Acquisition Holdings Corp.	DE	NIA	Genoa Healthcare, Inc.	Ownership	100.000	UnitedHealth Group Incorporated		
		.00000	35-2493256				Rally Health, Inc.	DE	NIA	Optum Digital Health Holdings, LLC	Ownership	100.000	UnitedHealth Group Incorporated		
		.00000	80-0947972				Real Appeal, Inc.	DE	NIA	Rally Health, Inc.	Ownership	100.000	UnitedHealth Group Incorporated		
		.00000					Recaudación y Cobranzas Honodav Ltda.	CHL	NIA	Clínica Dávila y Servicios Médicos S.A.	Ownership	99.000	UnitedHealth Group Incorporated		
		.00000					Recaudación y Cobranzas Honodav Ltda.	CHL	NIA	Servicios Integrados de Salud Ltda.	Ownership	1.000	UnitedHealth Group Incorporated		
		.00000	94-3115625				Redlands Ambulatory Surgery Center	CA	NIA	Redlands-SCA Surgery Centers, Inc.	Ownership	54.000	UnitedHealth Group Incorporated		2
		.00000					Redlands Family Practice Medical Group, Inc.	CA	NIA	Physician(s) owned	Influence	0.000	UnitedHealth Group Incorporated		4
		.00000	56-2627067				Redlands-SCA Surgery Centers, Inc.	CA	NIA	SC Affiliates, LLC	Ownership	100.000	UnitedHealth Group Incorporated		
		.00000	94-3115627				Redwood City Endoscopy Suite, LLC	CA	NIA	SCA Pacific Holdings, Inc.	Influence	50.000	UnitedHealth Group Incorporated		5
		.00000	82-3745100				Reliant MSO, LLC	DE	NIA	Collaborative Care Holdings, LLC	Ownership	100.000	UnitedHealth Group Incorporated		
		.00000	32-0543788				Renai Health Holdings, Inc.	DE	NIA	UnitedHealth Group Ventures, LLC	Ownership	100.000	UnitedHealth Group Incorporated		
		.00000	82-3161933				Renai Health IPA, LLC	DE	NIA	Renai Health Holdings, Inc.	Ownership	100.000	UnitedHealth Group Incorporated		
		.00000	82-3130872				Renai Health Management, LLC	DE	NIA	Renai Health Holdings, Inc.	Ownership	100.000	UnitedHealth Group Incorporated		
		.00000	46-0758315				River Valley ASC, LLC	CT	NIA	SCA-River Valley, LLC	Ownership	55.360	UnitedHealth Group Incorporated		2
		.00000					Riverside Electronic Healthcare Resources, Inc.	CA	NIA	Riverside Community Healthplan Medical Group, Inc.	Ownership	100.000	UnitedHealth Group Incorporated		
		.00000	20-3420379				Riverside Medical Management, LLC	DE	NIA	ProHEALTH Medical Management, LLC	Ownership	100.000	UnitedHealth Group Incorporated		
		.00000	32-0500242				Riverside Pediatric Group, P.C.	NJ	NIA	Physician(s) owned	Influence	0.000	UnitedHealth Group Incorporated		4
		.00000	22-3624559				Riverside Surgical Center of Meadowlands, LLC	NJ	NIA	Riverside Medical Management, LLC	Influence	49.000	UnitedHealth Group Incorporated		5
		.00000					Riverside Surgical Center of Newark, LLC	NJ	NIA	Riverside Medical Management, LLC	Influence	44.100	UnitedHealth Group Incorporated		5
		.00000	86-0857176				Robert B. McBeath, M.D. II, P.C.	NV	NIA	Physician(s) owned	Influence	0.000	UnitedHealth Group Incorporated		4
		.00000	46-2662506				Robert B. McBeath, M.D. III, P.C.	NV	NIA	Physician(s) owned	Influence	0.000	UnitedHealth Group Incorporated		4
		.00000					Robert B. McBeath, M.D., Professional Corporation	NV	NIA	Physician(s) owned	Influence	0.000	UnitedHealth Group Incorporated		4
.0707	UnitedHealth Group Incorporated	.95482	84-0614905				Rocky Mountain Health Maintenance Organization, Incorporated	CO	IA	United HealthCare Services, Inc.	Ownership	100.000	UnitedHealth Group Incorporated		

ANNUAL STATEMENT FOR THE YEAR 2019 OF THE Oxford Health Plans (NJ), Inc.

SCHEDULE Y
PART 1A - DETAIL OF INSURANCE HOLDING COMPANY SYSTEM

1	2	3	4	5	6	7	8	9	10	11	12	13	14	15	16
Group Code	Group Name	NAIC Company Code	ID Number	Federal RSSD	CIK	Name of Securities Exchange if Publicly Traded (U.S. or International)	Names of Parent, Subsidiaries Or Affiliates	Domi-ciliary Location	Relation-ship to Reporting Entity	Directly Controlled by (Name of Entity/Person)	Type of Control (Ownership, Board, Management, Attorney-in-Fact, Influence, Other)	If Control is Ownership Provide Percentage	Ultimate Controlling Entity(ies)/Person(s)	Is an SCA Filing Re-quired? (Y/N)	*
		.00000	84-1224718				Rocky Mountain HealthCare Options, Inc.	CO	NIA	Rocky Mountain Health Maintenance Organization, Incorporated	Ownership	100.000	UnitedHealth Group Incorporated		
		.00000	83-0521940				Sacred Heart ASC, LLC	FL	NIA	Formation Documents Pending	Ownership	0.000	UnitedHealth Group Incorporated		
		.00000					Saden S.A.	CHL	NIA	Banmedica S.A.	Ownership	99.920	UnitedHealth Group Incorporated		
		.00000					Saden S.A.	CHL	NIA	Clínica Dávila y Servicios Médicos S.A.	Ownership	0.080	UnitedHealth Group Incorporated		
		.00000					Sahtu Medical Ltd	CAN	NIA	UnitedHealthcare Global Canada Limited	Ownership	100.000	UnitedHealth Group Incorporated		
		.00000	74-2462470				Salem Surgery Center, LLC	OR	NIA	Surgicare of Salem, LLC	Ownership	70.000	UnitedHealth Group Incorporated		2
		.00000	45-2219585				Salveo Specialty Pharmacy, Inc.	DE	NIA	OptumRx Administrative Services, LLC	Ownership	100.000	UnitedHealth Group Incorporated		
		.00000	77-0322251				San Diego Endoscopy Center	CA	NIA	Endoscopy Center Affiliates, Inc.	Ownership	39.000	UnitedHealth Group Incorporated		
		.00000	27-3787593				Sand Lake SurgiCenter, LLC	FL	NIA	SCA-Sand Lake, LLC	Ownership	51.450	UnitedHealth Group Incorporated		2
		.00000	91-2127820				Santa Cruz Endoscopy Center, LLC	CA	NIA	SCA Pacific Holdings, Inc.	Ownership	50.000	UnitedHealth Group Incorporated		2
		.00000					Santa Helena Assistência Médica S.A.	BRA	NIA	Elual Participações S.A.	Ownership	77.301	UnitedHealth Group Incorporated		2
		.00000					Santa Helena Assistência Médica S.A.	BRA	NIA	Amil Assistência Médica Internacional S.A.	Ownership	22.292	UnitedHealth Group Incorporated		2
		.00000					Santa Helena Assistência Médica S.A.	BRA	NIA	Amil Assistência Médica Internacional S.A.	Ownership	22.292	UnitedHealth Group Incorporated		2
		.00000					Santos Administração e Participações S.A.	BRA	NIA	Amil Assistência Médica Internacional S.A.	Ownership	100.000	UnitedHealth Group Incorporated		
		.00000	84-1754732				Sanvello Behavioral Health Services, P.A.	DE	NIA	Physician(s) owned	Influence	0.000	UnitedHealth Group Incorporated		4
		.00000	83-3057919				Sanvello Health Holdings, LLC	DE	NIA	UnitedHealth Group Ventures, LLC	Ownership	85.790	UnitedHealth Group Incorporated		
		.00000	47-1920345				Sanvello Health Inc.	DE	NIA	Sanvello Health Holdings, LLC	Ownership	100.000	UnitedHealth Group Incorporated		
		.00000	27-4028885				Savvysherpa Administrative Services, LLC	MN	NIA	Savvysherpa, LLC	Ownership	100.000	UnitedHealth Group Incorporated		
		.00000					Savvysherpa Asia, Inc.	PHL	NIA	Savvysherpa, LLC	Ownership	99.986	UnitedHealth Group Incorporated		2
		.00000	41-1934238				Savvysherpa, LLC	DE	NIA	United HealthCare Services, Inc.	Ownership	100.000	UnitedHealth Group Incorporated		
		.00000	62-1149229				SC Affiliates, LLC	DE	NIA	Surgical Care Affiliates, LLC	Ownership	100.000	UnitedHealth Group Incorporated		
		.00000	92-0080881				SCA Alaska Surgery Center, inc.	AK	NIA	SC Affiliates, LLC	Ownership	100.000	UnitedHealth Group Incorporated		
		.00000	47-5537316				SCA Athens, LLC	DE	NIA	SC Affiliates, LLC	Ownership	100.000	UnitedHealth Group Incorporated		
		.00000	47-5014406				SCA Austin Holdings, LLC	DE	NIA	SC Affiliates, LLC	Ownership	100.000	UnitedHealth Group Incorporated		
		.00000	45-4230864				SCA BOSC Holdings, LLC	DE	NIA	National Surgery Centers, LLC	Ownership	25.000	UnitedHealth Group Incorporated		
		.00000	45-4230864				SCA BOSC Holdings, LLC	DE	NIA	SC Affiliates, LLC	Ownership	25.000	UnitedHealth Group Incorporated		
		.00000	45-4230864				SCA BOSC Holdings, LLC	DE	NIA	SunSurgery, LLC	Ownership	25.000	UnitedHealth Group Incorporated		
		.00000	45-4230864				SCA BOSC Holdings, LLC	DE	NIA	Surgery Center Holding, LLC	Ownership	25.000	UnitedHealth Group Incorporated		
		.00000	47-2110605				SCA California Surgical Holdings, LLC	DE	NIA	National Surgery Centers, LLC	Ownership	100.000	UnitedHealth Group Incorporated		
		.00000	47-3916468				SCA Capital, LLC	DE	NIA	Surgical Care Affiliates, LLC	Ownership	100.000	UnitedHealth Group Incorporated		
		.00000	47-5030792				SCA Cedar Park Holdings, LLC	DE	NIA	SCA Austin Holdings, LLC	Ownership	100.000	UnitedHealth Group Incorporated		
		.00000	04-3170801				SCA Danbury Surgical Center, LLC	DE	NIA	SunSurgery, LLC	Ownership	63.010	UnitedHealth Group Incorporated		2
		.00000	62-1535981				SCA Development, LLC	DE	NIA	SC Affiliates, LLC	Ownership	100.000	UnitedHealth Group Incorporated		
		.00000	98-1372069				SCA eCode Solutions Private Limited	IND	NIA	eCode Solutions, LLC	Ownership	100.000	UnitedHealth Group Incorporated		
		.00000	98-1372069				SCA eCode Solutions Private Limited	IND	NIA	eCode Solutions, LLC	Ownership	99.990	UnitedHealth Group Incorporated		
		.00000	45-4230987				SCA EHSC Holdings, LLC	DE	NIA	National Surgery Centers, LLC	Ownership	25.000	UnitedHealth Group Incorporated		
		.00000	45-4230987				SCA EHSC Holdings, LLC	DE	NIA	SC Affiliates, LLC	Ownership	25.000	UnitedHealth Group Incorporated		
		.00000	45-4230987				SCA EHSC Holdings, LLC	DE	NIA	SunSurgery, LLC	Ownership	25.000	UnitedHealth Group Incorporated		
		.00000	45-4230987				SCA EHSC Holdings, LLC	DE	NIA	Surgery Center Holding, LLC	Ownership	25.000	UnitedHealth Group Incorporated		
		.00000	47-5512838				SCA EWASC Holdings, LLC	DE	NIA	National Surgery Centers, LLC	Ownership	25.000	UnitedHealth Group Incorporated		
		.00000	47-5512838				SCA EWASC Holdings, LLC	DE	NIA	SC Affiliates, LLC	Ownership	25.000	UnitedHealth Group Incorporated		
		.00000	47-5512838				SCA EWASC Holdings, LLC	DE	NIA	SunSurgery, LLC	Ownership	25.000	UnitedHealth Group Incorporated		
		.00000	47-5512838				SCA EWASC Holdings, LLC	DE	NIA	Surgery Center Holding, LLC	Ownership	25.000	UnitedHealth Group Incorporated		
		.00000	47-5064834				SCA Hays Holdings, LLC	DE	NIA	SCA Austin Holdings, LLC	Ownership	100.000	UnitedHealth Group Incorporated		
		.00000	83-2735871				SCA Heartland Holdings, LLC	DE	NIA	SC Affiliates, LLC	Ownership	100.000	UnitedHealth Group Incorporated		
		.00000	36-4869243				SCA HoldCo, Inc.	DE	NIA	Collaborative Care Holdings, LLC	Ownership	100.000	UnitedHealth Group Incorporated		
		.00000	27-1664837				SCA Holding Company, Inc.	DE	NIA	SCA Surgery Holdings, LLC	Ownership	100.000	UnitedHealth Group Incorporated		
		.00000	47-1256943				SCA Holdings, Inc.	CA	NIA	National Surgery Centers, LLC	Ownership	100.000	UnitedHealth Group Incorporated		
		.00000	45-4240475				SCA IEC Holdings, LLC	DE	NIA	National Surgery Centers, LLC	Ownership	25.000	UnitedHealth Group Incorporated		
		.00000	45-4240475				SCA IEC Holdings, LLC	DE	NIA	SC Affiliates, LLC	Ownership	25.000	UnitedHealth Group Incorporated		
		.00000	45-4240475				SCA IEC Holdings, LLC	DE	NIA	SunSurgery, LLC	Ownership	25.000	UnitedHealth Group Incorporated		
		.00000	45-4240475				SCA IEC Holdings, LLC	DE	NIA	Surgery Center Holding, LLC	Ownership	25.000	UnitedHealth Group Incorporated		

ANNUAL STATEMENT FOR THE YEAR 2019 OF THE Oxford Health Plans (NJ), Inc.

SCHEDULE Y
PART 1A - DETAIL OF INSURANCE HOLDING COMPANY SYSTEM

1	2	3	4	5	6	7	8	9	10	11	12	13	14	15	16
Group Code	Group Name	NAIC Company Code	ID Number	Federal RSSD	CIK	Name of Securities Exchange if Publicly Traded (U.S. or International)	Names of Parent, Subsidiaries Or Affiliates	Domiciliary Location	Relationship to Reporting Entity	Directly Controlled by (Name of Entity/Person)	Type of Control (Ownership, Board, Management, Attorney-in-Fact, Influence, Other)	If Control is Ownership Provide Percentage	Ultimate Controlling Entity(ies)/Person(s)	Is an SCA Filing Required? (Y/N)	*
		.0000	45-2684108				SCA Indiana Holdings, LLC	DE	NIA	National Surgery Centers, LLC	Ownership	25.000	UnitedHealth Group Incorporated		
		.0000	45-2684108				SCA Indiana Holdings, LLC	DE	NIA	SC Affiliates, LLC	Ownership	25.000	UnitedHealth Group Incorporated		
		.0000	45-2684108				SCA Indiana Holdings, LLC	DE	NIA	SunSurgery, LLC	Ownership	25.000	UnitedHealth Group Incorporated		
		.0000	45-2684108				SCA Indiana Holdings, LLC	DE	NIA	Surgery Center Holding, LLC	Ownership	25.000	UnitedHealth Group Incorporated		
		.0000	20-8116987				SCA Nashville ASC, LLC	TN	NIA	Nashville-SCA Surgery Centers, Inc.	Ownership	99.000	UnitedHealth Group Incorporated		
		.0000	20-8116987				SCA Nashville ASC, LLC	TN	NIA	SC Affiliates, LLC	Ownership	1.000	UnitedHealth Group Incorporated		
		.0000	62-1505276				SCA of Clarksville, Inc.	TN	NIA	Surgical Health, LLC	Ownership	100.000	UnitedHealth Group Incorporated		
		.0000	27-1707364				SCA Pacific Holdings, Inc.	CA	NIA	SC Affiliates, LLC	Ownership	100.000	UnitedHealth Group Incorporated		
		.0000	46-1686425				SCA Pennsylvania Holdings, LLC	DE	NIA	Surgery Center Holding, LLC	Ownership	100.000	UnitedHealth Group Incorporated		
		.0000	72-1386840				SCA Premier Surgery Center of Louisville, LLC	DE	NIA	SC Affiliates, LLC	Ownership	100.000	UnitedHealth Group Incorporated		
		.0000	81-5211225				SCA Rockledge JV, LLC	DE	NIA	SCA-Merritt, LLC	Ownership	97.000	UnitedHealth Group Incorporated		2
		.0000	45-4252645				SCA ROCS Holdings, LLC	DE	NIA	National Surgery Centers, LLC	Ownership	25.000	UnitedHealth Group Incorporated		
		.0000	45-4252645				SCA ROCS Holdings, LLC	DE	NIA	SC Affiliates, LLC	Ownership	25.000	UnitedHealth Group Incorporated		
		.0000	45-4252645				SCA ROCS Holdings, LLC	DE	NIA	SunSurgery, LLC	Ownership	25.000	UnitedHealth Group Incorporated		
		.0000	45-4252645				SCA ROCS Holdings, LLC	DE	NIA	Surgery Center Holding, LLC	Ownership	25.000	UnitedHealth Group Incorporated		
		.0000	84-3673924				SCA Sage Medical, LLC	DE	NIA	SC Affiliates, LLC	Ownership	100.000	UnitedHealth Group Incorporated		
		.0000	47-4928368				SCA Southwestern PA, LLC	DE	NIA	SC Affiliates, LLC	Ownership	100.000	UnitedHealth Group Incorporated		
		.0000	47-3165040				SCA Specialists of Florida, LLC	DE	NIA	SCA Surgery Holdings, LLC	Ownership	100.000	UnitedHealth Group Incorporated		
		.0000	46-4898819				SCA SSC Holdings, LLC	DE	NIA	National Surgery Centers, LLC	Ownership	25.000	UnitedHealth Group Incorporated		
		.0000	46-4898819				SCA SSC Holdings, LLC	DE	NIA	SC Affiliates, LLC	Ownership	25.000	UnitedHealth Group Incorporated		
		.0000	46-4898819				SCA SSC Holdings, LLC	DE	NIA	SunSurgery, LLC	Ownership	25.000	UnitedHealth Group Incorporated		
		.0000	46-4898819				SCA SSC Holdings, LLC	DE	NIA	Surgery Center Holding, LLC	Ownership	25.000	UnitedHealth Group Incorporated		
		.0000	45-4266502				SCA SSSC Holdings, LLC	DE	NIA	National Surgery Centers, LLC	Ownership	25.000	UnitedHealth Group Incorporated		
		.0000	45-4266502				SCA SSSC Holdings, LLC	DE	NIA	SC Affiliates, LLC	Ownership	25.000	UnitedHealth Group Incorporated		
		.0000	45-4266502				SCA SSSC Holdings, LLC	DE	NIA	SunSurgery, LLC	Ownership	25.000	UnitedHealth Group Incorporated		
		.0000	45-4266502				SCA SSSC Holdings, LLC	DE	NIA	Surgery Center Holding, LLC	Ownership	25.000	UnitedHealth Group Incorporated		
		.0000	47-5038680				SCA Stonegate Holdings, LLC	DE	NIA	SCA Austin Holdings, LLC	Ownership	100.000	UnitedHealth Group Incorporated		
		.0000	63-1286887				SCA Surgery Center of Cullman, LLC	DE	NIA	SC Affiliates, LLC	Ownership	100.000	UnitedHealth Group Incorporated		
		.0000	26-2602268				SCA Surgery Holdings, LLC	DE	NIA	Surgical Care Affiliates, LLC	Ownership	100.000	UnitedHealth Group Incorporated		
		.0000	46-4774546				SCA Surgery Partners, LLC	DE	NIA	National Surgery Centers, LLC	Ownership	100.000	UnitedHealth Group Incorporated		
		.0000	75-2501088				SCA Surgicare of Laguna Hills, LLC	DE	NIA	Surgery Center Holding, LLC	Ownership	100.000	UnitedHealth Group Incorporated		
		.0000	27-2096767				SCA Teammate Support Network	AL	NIA	Surgical Care Affiliates, LLC	Ownership	100.000	UnitedHealth Group Incorporated		
		.0000	74-2555097				SCA-Albuquerque Surgery Properties, Inc.	NM	NIA	SC Affiliates, LLC	Ownership	100.000	UnitedHealth Group Incorporated		
		.0000	47-1807383				SCA-Alliance, LLC	DE	NIA	SCA Surgery Holdings, LLC	Ownership	100.000	UnitedHealth Group Incorporated		
		.0000	82-4763869				SCA-Anne Arundel, LLC	DE	NIA	SC Affiliates, LLC	Ownership	100.000	UnitedHealth Group Incorporated		
		.0000	83-2703057				SCA-Applecare Partners, LLC	DE	NIA	SCA-Downey, LLC	Ownership	100.000	UnitedHealth Group Incorporated		
		.0000	82-3857984				SCA-Bethesda, LLC	DE	NIA	SC Affiliates, LLC	Ownership	100.000	UnitedHealth Group Incorporated		
		.0000	62-1530120				SCA-Blue Ridge, LLC	DE	NIA	SC Affiliates, LLC	Ownership	100.000	UnitedHealth Group Incorporated		
		.0000	83-1529292				SCA-Bonita Springs, LLC	DE	NIA	SC Affiliates, LLC	Ownership	100.000	UnitedHealth Group Incorporated		
		.0000	82-1980137				SCA-Brandon, LLC	DE	NIA	SC Affiliates, LLC	Ownership	50.980	UnitedHealth Group Incorporated		2
		.0000	83-1094012				SCA-Castle Rock, LLC	DE	NIA	SC Affiliates, LLC	Ownership	100.000	UnitedHealth Group Incorporated		
		.0000	47-1535510				SCA-Central Florida, LLC	FL	NIA	SC Affiliates, LLC	Ownership	55.360	UnitedHealth Group Incorporated		2
		.0000	58-1709758				SCA-Charleston, LLC	DE	NIA	SCA Surgery Holdings, LLC	Ownership	100.000	UnitedHealth Group Incorporated		
		.0000	82-4511713				SCA-Chatham, LLC	DE	NIA	SC Affiliates, LLC	Ownership	100.000	UnitedHealth Group Incorporated		
		.0000	83-1093626				SCA-Cherry Creek, LLC	DE	NIA	SC Affiliates, LLC	Ownership	100.000	UnitedHealth Group Incorporated		
		.0000	81-3301058				SCA-Chevy Chase, LLC	DE	NIA	SC Affiliates, LLC	Ownership	100.000	UnitedHealth Group Incorporated		
		.0000	62-1516306				SCA-Citrus, Inc.	TN	NIA	SC Affiliates, LLC	Ownership	100.000	UnitedHealth Group Incorporated		
		.0000	83-1541326				SCA-Colonial Partners, LLC	DE	NIA	SCA-Ft. Myers, LLC	Ownership	69.698	UnitedHealth Group Incorporated		
		.0000	93-1047471				SCA-Colorado Springs, LLC	DE	NIA	SC Affiliates, LLC	Ownership	100.000	UnitedHealth Group Incorporated		
		.0000	83-1585952				SCA-Connecticut Partners, LLC	DE	NIA	SunSurgery, LLC	Ownership	100.000	UnitedHealth Group Incorporated		
		.0000	47-4028383				SCA-Davenport, LLC	DE	NIA	SC Affiliates, LLC	Ownership	100.000	UnitedHealth Group Incorporated		
		.0000	84-2003112				SCA-Denver Physicians Holdings, LLC	DE	NIA	SCA-Denver, LLC	Ownership	55.000	UnitedHealth Group Incorporated		
		.0000	84-2997638				SCA-Denver, LLC	DE	NIA	SC Affiliates, LLC	Ownership	100.000	UnitedHealth Group Incorporated		

ANNUAL STATEMENT FOR THE YEAR 2019 OF THE Oxford Health Plans (NJ), Inc.

SCHEDULE Y
PART 1A - DETAIL OF INSURANCE HOLDING COMPANY SYSTEM

1	2	3	4	5	6	7	8	9	10	11	12	13	14	15	16
Group Code	Group Name	NAIC Company Code	ID Number	Federal RSSD	CIK	Name of Securities Exchange if Publicly Traded (U.S. or International)	Names of Parent, Subsidiaries Or Affiliates	Domiciliary Location	Relationship to Reporting Entity	Directly Controlled by (Name of Entity/Person)	Type of Control (Ownership, Board, Management, Attorney-in-Fact, Influence, Other)	If Control is Ownership Provide Percentage	Ultimate Controlling Entity(ies)/Person(s)	Is an SCA Filing Required? (Y/N)	*
		.00000	82-1470227				SCA-Derry, LLC	DE	NIA	SCA Affiliates, LLC	Ownership	78.873	UnitedHealth Group Incorporated		2
		.00000	81-3734814				SCA-Doral, LLC	DE	NIA	SCA Affiliates, LLC	Ownership	100.000	UnitedHealth Group Incorporated		
		.00000	83-3055579				SCA-Downey, LLC	DE	NIA	SCA Affiliates, LLC	Ownership	100.000	UnitedHealth Group Incorporated		
		.00000	83-1093886				SCA-DRY CREEK, LLC	DE	NIA	SCA Affiliates, LLC	Ownership	100.000	UnitedHealth Group Incorporated		
		.00000	83-1102015				SCA-DTC Holdings, LLC	DE	NIA	SCA Affiliates, LLC	Ownership	100.000	UnitedHealth Group Incorporated		
		.00000	81-1594261				SCA-Dublin, LLC	DE	NIA	SCA Affiliates, LLC	Ownership	100.000	UnitedHealth Group Incorporated		
		.00000	81-3301305				SCA-Encinitas, Inc.	DE	NIA	Surgical Health, LLC	Ownership	100.000	UnitedHealth Group Incorporated		
		.00000	62-1541235				SCA-Eugene, Inc.	TN	NIA	SCA Affiliates, LLC	Ownership	100.000	UnitedHealth Group Incorporated		
		.00000	83-2805878				SCA-First Coast, LLC	DE	NIA	SCA Affiliates, LLC	Ownership	100.000	UnitedHealth Group Incorporated		
		.00000	62-1551099				SCA-Florence, LLC	DE	NIA	SCA Affiliates, LLC	Ownership	100.000	UnitedHealth Group Incorporated		
		.00000	93-1067967				SCA-Fort Collins, Inc.	CO	NIA	SCA Affiliates, LLC	Ownership	100.000	UnitedHealth Group Incorporated		
		.00000	62-1502719				SCA-Fort Walton, Inc.	TN	NIA	SCA Affiliates, LLC	Ownership	100.000	UnitedHealth Group Incorporated		
		.00000	47-3641516				SCA-Franklin, LLC	DE	NIA	SCA Affiliates, LLC	Ownership	100.000	UnitedHealth Group Incorporated		
		.00000	81-2727879				SCA-Frederick, LLC	DE	NIA	SCA Affiliates, LLC	Ownership	100.000	UnitedHealth Group Incorporated		
		.00000	82-3535257				SCA-Freeway Holdings, LLC	DE	NIA	SCA Affiliates, LLC	Ownership	100.000	UnitedHealth Group Incorporated		
		.00000	36-4907566				SCA-Ft. Myers, LLC	DE	NIA	SCA Affiliates, LLC	Ownership	100.000	UnitedHealth Group Incorporated		
		.00000	62-1547690				SCA-Gainesville, LLC	DE	NIA	SCA Affiliates, LLC	Ownership	100.000	UnitedHealth Group Incorporated		
		.00000	81-1956407				SCA-Gladiolus, LLC	DE	NIA	SCA Affiliates, LLC	Ownership	100.000	UnitedHealth Group Incorporated		
		.00000	82-1438326				SCA-GRANTS PASS, LLC	DE	NIA	SCA Affiliates, LLC	Ownership	100.000	UnitedHealth Group Incorporated		
		.00000	81-2376695				SCA-Grove Place, LLC	DE	NIA	SCA Affiliates, LLC	Ownership	100.000	UnitedHealth Group Incorporated		
		.00000	47-3466283				SCA-Hagerstown, LLC	DE	NIA	SCA Affiliates, LLC	Ownership	100.000	UnitedHealth Group Incorporated		
		.00000	81-4605501				SCA-Hamden, LLC	DE	NIA	SCA Affiliates, LLC	Ownership	100.000	UnitedHealth Group Incorporated		
		.00000	47-5229514				SCA-Hilton Head, LLC	DE	NIA	SCA Affiliates, LLC	Ownership	100.000	UnitedHealth Group Incorporated		
		.00000	62-1506650				SCA-Honolulu, LLC	DE	NIA	SCA Affiliates, LLC	Ownership	100.000	UnitedHealth Group Incorporated		
		.00000	81-3445356				SCA-Houston Executive, LLC	DE	NIA	SCA Pacific Holdings, Inc.	Ownership	100.000	UnitedHealth Group Incorporated		
		.00000	81-4905342				SCA-I Holdings, LLC	DE	NIA	SCA HoldCo, Inc	Ownership	100.000	UnitedHealth Group Incorporated		
		.00000	81-1666861				SCA-Illinois, LLC	DE	NIA	SCA Surgery Holdings, LLC	Ownership	100.000	UnitedHealth Group Incorporated		
		.00000	47-3930052				SCA-IT Holdings, LLC	DE	NIA	SCA Affiliates, LLC	Ownership	100.000	UnitedHealth Group Incorporated		
		.00000	83-3090526				SCA-JPM Holdings, LLC	DE	NIA	SCA Affiliates, LLC	Ownership	100.000	UnitedHealth Group Incorporated		
		.00000	83-1102109				SCA-Kissing Camels Holdings, LLC	DE	NIA	SCA Affiliates, LLC	Ownership	100.000	UnitedHealth Group Incorporated		
		.00000	81-4292506				SCA-Main Street, LLC	DE	NIA	SCA Affiliates, LLC	Ownership	100.000	UnitedHealth Group Incorporated		
		.00000	47-1751165				SCA-Marina del Rey, LLC	CA	NIA	SCA Affiliates, LLC	Ownership	100.000	UnitedHealth Group Incorporated		
		.00000	81-1367813				SCA-MC VBP, Inc.	DE	NIA	SCA Affiliates, LLC	Ownership	100.000	UnitedHealth Group Incorporated		
		.00000	62-1184188				SCA-Mecklenburg Development Corp.	NC	NIA	SCA Affiliates, LLC	Ownership	100.000	UnitedHealth Group Incorporated		
		.00000	81-4616104				SCA-Memorial City, LLC	DE	NIA	SCA Affiliates, LLC	Ownership	100.000	UnitedHealth Group Incorporated		
		.00000	81-1771410				SCA-Merritt, LLC	DE	NIA	SCA Affiliates, LLC	Ownership	100.000	UnitedHealth Group Incorporated		
		.00000	82-2455773				SCA-Midlands, LLC	DE	NIA	SCA Affiliates, LLC	Ownership	100.000	UnitedHealth Group Incorporated		
		.00000	81-2976543				SCA-Midway Management, LLC	IL	NIA	SCA Affiliates, LLC	Ownership	100.000	UnitedHealth Group Incorporated		
		.00000	83-1093787				SCA-Mile High Holdings, LLC	DE	NIA	SCA Affiliates, LLC	Ownership	100.000	UnitedHealth Group Incorporated		
		.00000	80-0070617				SCA-Mobile, LLC	DE	NIA	SCA Affiliates, LLC	Ownership	100.000	UnitedHealth Group Incorporated		
		.00000	81-1320467				SCA-Mokena Properties, LLC	DE	NIA	SCA-Mokena, LLC	Ownership	100.000	UnitedHealth Group Incorporated		
		.00000	81-1065674				SCA-Mokena, LLC	DE	NIA	SCA Affiliates, LLC	Ownership	100.000	UnitedHealth Group Incorporated		
		.00000	81-1065674				SCA-Morris County, LLC	DE	NIA	SCA Affiliates, LLC	Ownership	100.000	UnitedHealth Group Incorporated		
		.00000	62-1506655				SCA-Mt. Pleasant, LLC	DE	NIA	SCA Affiliates, LLC	Ownership	100.000	UnitedHealth Group Incorporated		
		.00000	81-2850365				SCA-Naperville, LLC	DE	NIA	SCA Affiliates, LLC	Ownership	100.000	UnitedHealth Group Incorporated		
		.00000	82-3002171				SCA-Naples, LLC	DE	NIA	SCA Affiliates, LLC	Ownership	100.000	UnitedHealth Group Incorporated		
		.00000	81-1347328				SCA-ND VBP, Inc.	DE	NIA	SCA Affiliates, LLC	Ownership	100.000	UnitedHealth Group Incorporated		
		.00000	47-4418919				SCA-New Jersey, LLC	DE	NIA	SCA Affiliates, LLC	Ownership	100.000	UnitedHealth Group Incorporated		
		.00000	47-1760663				SCA-Newport Beach, LLC	CA	NIA	SCA Affiliates, LLC	Ownership	100.000	UnitedHealth Group Incorporated		
		.00000	82-1589343				Scanner Centromed S.A.	CHL	NIA	Administradora Médica Centromed S.A.	Ownership	84.500	UnitedHealth Group Incorporated		2
		.00000	81-3445510				SCA-Northeast Georgia Health, LLC	TN	NIA	SCA-Gainesville, LLC	Ownership	50.100	UnitedHealth Group Incorporated		2
		.00000	82-3050836				SCA-Palm Beach MSO Holdings, LLC	DE	NIA	SunSurgery, LLC	Ownership	100.000	UnitedHealth Group Incorporated		
		.00000	82-3050836				SCA-Palm Beach, LLC	DE	NIA	SCA Affiliates, LLC	Ownership	100.000	UnitedHealth Group Incorporated		
		.00000	62-1538850				SCA-Paoli, LLC	DE	NIA	SCA Affiliates, LLC	Ownership	100.000	UnitedHealth Group Incorporated		

41.22

ANNUAL STATEMENT FOR THE YEAR 2019 OF THE Oxford Health Plans (NJ), Inc.

SCHEDULE Y
PART 1A - DETAIL OF INSURANCE HOLDING COMPANY SYSTEM

1	2	3	4	5	6	7	8	9	10	11	12	13	14	15	16
Group Code	Group Name	NAIC Company Code	ID Number	Federal RSSD	CIK	Name of Securities Exchange if Publicly Traded (U.S. or International)	Names of Parent, Subsidiaries Or Affiliates	Domiciliary Location	Relationship to Reporting Entity	Directly Controlled by (Name of Entity/Person)	Type of Control (Ownership, Board, Management, Attorney-in-Fact, Influence, Other)	If Control is Ownership Provide Percentage	Ultimate Controlling Entity(ies)/Person(s)	Is an SCA Filing Required? (Y/N)	*
		.0000	47-2785908				SCA-Phoenix, LLC	DE	NIA	SC Affiliates, LLC	Ownership	100.000	UnitedHealth Group Incorporated		
		.0000	47-1620189				SCA-Pocono, LLC	DE	NIA	SC Affiliates, LLC	Ownership	100.000	UnitedHealth Group Incorporated		
		.0000	81-4139195				SCA-PORTLAND, LLC	DE	NIA	SC Affiliates, LLC	Ownership	100.000	UnitedHealth Group Incorporated		
		.0000					SCA-Practice Partners Holdings, LLC	DE	NIA	SC Affiliates, LLC	Ownership	100.000	UnitedHealth Group Incorporated		
		.0000	81-4304317				SCA-River Valley, LLC	DE	NIA	SC Affiliates, LLC	Ownership	100.000	UnitedHealth Group Incorporated		
		.0000	83-2111732				SCA-Riverside Partners, LLC	DE	NIA	SCA-Riverside, LLC	Ownership	51.000	UnitedHealth Group Incorporated		2
		.0000	83-2721919				SCA-Riverside, LLC	DE	NIA	SC Affiliates, LLC	Ownership	100.000	UnitedHealth Group Incorporated		
		.0000	47-1647512				SCA-Rockville, LLC	DE	NIA	SC Affiliates, LLC	Ownership	100.000	UnitedHealth Group Incorporated		
		.0000	81-2963561				SCA-San Diego, Inc.	DE	NIA	Surgical Health, LLC	Ownership	100.000	UnitedHealth Group Incorporated		
		.0000	94-3138088				SCA-San Luis Obispo, LLC	DE	NIA	SC Affiliates, LLC	Ownership	100.000	UnitedHealth Group Incorporated		
		.0000	47-1685878				SCA-Sand Lake, LLC	FL	NIA	SC Affiliates, LLC	Ownership	83.480	UnitedHealth Group Incorporated		2
		.0000	88-0185362				SCA-Santa Rosa, Inc.	NV	NIA	SC Affiliates, LLC	Ownership	100.000	UnitedHealth Group Incorporated		
		.0000	62-1179532				SCA-Shelby Development Corp.	TN	NIA	SC Affiliates, LLC	Ownership	100.000	UnitedHealth Group Incorporated		
		.0000	81-3300613				SCA-Somerset, LLC	DE	NIA	SCA Surgery Holdings, LLC	Ownership	100.000	UnitedHealth Group Incorporated		
		.0000	22-3117714				SCA-South Jersey, LLC	DE	NIA	SC Affiliates, LLC	Ownership	100.000	UnitedHealth Group Incorporated		
		.0000	47-2676325				SCA-Sparta, LLC	DE	NIA	SC Affiliates, LLC	Ownership	100.000	UnitedHealth Group Incorporated		
		.0000	82-4499088				SCA-Spartanburg Holdings, LLC	DE	NIA	SC Affiliates, LLC	Ownership	100.000	UnitedHealth Group Incorporated		
		.0000	47-4106989				SCA-St. Louis, LLC	DE	NIA	Surgical Health, LLC	Ownership	100.000	UnitedHealth Group Incorporated		
		.0000	82-3270591				SCA-St. Lucie, LLC	DE	NIA	SC Affiliates, LLC	Ownership	100.000	UnitedHealth Group Incorporated		
		.0000	81-4371453				SCA-SurgiCare, LLC	DE	NIA	SC Affiliates, LLC	Ownership	100.000	UnitedHealth Group Incorporated		
		.0000	81-2455241				SCA-Swiftpath, LLC	DE	NIA	SC Affiliates, LLC	Ownership	100.000	UnitedHealth Group Incorporated		
		.0000	82-1987225				SCA-VERTA, LLC	DE	NIA	SC Affiliates, LLC	Ownership	100.000	UnitedHealth Group Incorporated		
		.0000	82-2294882				SCA-Wake Forest, LLC	DE	NIA	SC Affiliates, LLC	Ownership	100.000	UnitedHealth Group Incorporated		
		.0000	82-1449412				SCA-Western Connecticut, LLC	DE	NIA	SC Affiliates, LLC	Ownership	67.000	UnitedHealth Group Incorporated		2
		.0000	82-3689825				SCA-Westover Hills, LLC	DE	NIA	SC Affiliates, LLC	Ownership	100.000	UnitedHealth Group Incorporated		
		.0000	83-3082789				SCA-Wilmington, LLC	DE	NIA	SC Affiliates, LLC	Ownership	100.000	UnitedHealth Group Incorporated		
		.0000	47-2890788				SCA-Wilson, LLC	DE	NIA	SCA Surgery Holdings, LLC	Ownership	100.000	UnitedHealth Group Incorporated		
		.0000	81-1159878				SCA-Winchester, LLC	DE	NIA	SC Affiliates, LLC	Ownership	100.000	UnitedHealth Group Incorporated		
		.0000	62-1525777				SCA-Winter Park, Inc.	TN	NIA	SC Affiliates, LLC	Ownership	100.000	UnitedHealth Group Incorporated		
		.0000	82-3528300				SCA-Woodlands Holdings, LLC	DE	NIA	SC Affiliates, LLC	Ownership	100.000	UnitedHealth Group Incorporated		
		.0000	27-2635371				SCP Specialty Infusion, LLC	DE	NIA	BriovaRx Infusion Services, Inc.	Ownership	100.000	UnitedHealth Group Incorporated		
		.0000	98-1097822				ScriptSwitch Limited	GBR	NIA	Optum UK Solutions Group Limited	Ownership	100.000	UnitedHealth Group Incorporated		
		.0000	98-1202716				Seisa Serviços Integrados de Saúde Ltda.	BRA	NIA	Amil Assistência Médica Internacional S.A.	Ownership	100.000	UnitedHealth Group Incorporated		
		.0000	98-1202716				Seisa Serviços Integrados de Saúde Ltda.	BRA	NIA	Cemed Care – Empresa de Atendimento Clínico Geral Ltda.	Ownership	0.000	UnitedHealth Group Incorporated		
		.0000	42-1709357				Senate Street Surgery Center, LLC	IN	NIA	SCA SSSC Holdings, LLC	Ownership	50.720	UnitedHealth Group Incorporated		2
		.0000	86-0739432				Senior Benefits, L.L.C.	AZ	NIA	USHEALTH Career Agency, Inc.	Ownership	100.000	UnitedHealth Group Incorporated		
		.0000	27-1533951				Serquinox Holdings LLC	DE	NIA	BriovaRx Infusion Services, Inc.	Ownership	100.000	UnitedHealth Group Incorporated		
		.0000					Servicios de Entrenamiento en Competencias Clínicas Ltda.	CHL	NIA	Clínica Santa María S.A.	Ownership	99.900	UnitedHealth Group Incorporated		
		.0000					Servicios de Entrenamiento en Competencias Clínicas Ltda.	CHL	NIA	Sociedad de Inversiones Santa María S.A.	Ownership	0.100	UnitedHealth Group Incorporated		
		.0000					Servicios Integrados de Salud Ltda.	CHL	NIA	Clínica Dávila y Servicios Médicos S.A.	Ownership	99.900	UnitedHealth Group Incorporated		
		.0000					Servicios Integrados de Salud Ltda.	CHL	NIA	Clínica Santa María S.A.	Ownership	0.100	UnitedHealth Group Incorporated		
		.0000					Servicios Médicos Amed Quilpué S.A.	CHL	NIA	Centromed Quilpué S.A.	Ownership	99.900	UnitedHealth Group Incorporated		
		.0000					Servicios Médicos Amed Quilpué S.A.	CHL	NIA	Laboratorios Médicos Amed Quilpué S.A.	Ownership	0.100	UnitedHealth Group Incorporated		
		.0000					Servicios Médicos Bio Bio Limitada	CHL	NIA	Clínica Bio Bio S.A.	Ownership	99.000	UnitedHealth Group Incorporated		
		.0000					Servicios Médicos Bio Bio Limitada	CHL	NIA	Saden S.A.	Ownership	1.000	UnitedHealth Group Incorporated		
		.0000					Servicios Médicos Ciudad del Mar Ltda.	CHL	NIA	Clínica Ciudad del Mar S.A.	Ownership	99.000	UnitedHealth Group Incorporated		
		.0000					Servicios Médicos Ciudad del Mar Ltda.	CHL	NIA	Saden S.A.	Ownership	1.000	UnitedHealth Group Incorporated		
		.0000					Servicios Médicos Santa María Limitada	CHL	NIA	Sociedad de Inversiones Santa María S.A.	Ownership	99.176	UnitedHealth Group Incorporated		
		.0000					Servicios Médicos Santa María Limitada	CHL	NIA	Clínica Santa María S.A.	Ownership	0.824	UnitedHealth Group Incorporated		
		.0000					Servicios Médicos Vespucio Ltda.	CHL	NIA	Clínica Vespucio S.A.	Ownership	99.000	UnitedHealth Group Incorporated		

ANNUAL STATEMENT FOR THE YEAR 2019 OF THE Oxford Health Plans (NJ), Inc.

SCHEDULE Y
PART 1A - DETAIL OF INSURANCE HOLDING COMPANY SYSTEM

1	2	3	4	5	6	7	8	9	10	11	12	13	14	15	16
Group Code	Group Name	NAIC Company Code	ID Number	Federal RSSD	CIK	Name of Securities Exchange if Publicly Traded (U.S. or International)	Names of Parent, Subsidiaries Or Affiliates	Domiciliary Location	Relationship to Reporting Entity	Directly Controlled by (Name of Entity/Person)	Type of Control (Ownership, Board, Management, Attorney-in-Fact, Influence, Other)	If Control is Ownership Provide Percentage	Ultimate Controlling Entity(ies)/Person(s)	Is an SCA Filing Required? (Y/N)	*
		.00000					Servicios Médicos Vespucio Ltda.	CHL	NIA	Saden S.A.	Ownership	1.000	UnitedHealth Group Incorporated		
		.00000	45-4233576				SharedClarity LLC	DE	NIA	United HealthCare Services, Inc.	Ownership	100.000	UnitedHealth Group Incorporated		
		.00000	58-1978974				SHC Atlanta, LLC	DE	NIA	Surgical Health, LLC	Ownership	100.000	UnitedHealth Group Incorporated		
		.00000	58-2013443				SHC Austin, Inc.	GA	NIA	Surgical Health, LLC	Ownership	100.000	UnitedHealth Group Incorporated		
		.00000	58-2062812				SHC Hawthorn, Inc.	GA	NIA	Surgical Health, LLC	Ownership	100.000	UnitedHealth Group Incorporated		
		.00000	58-2101924				SHC Melbourne, Inc.	GA	NIA	Surgical Health, LLC	Ownership	100.000	UnitedHealth Group Incorporated		
		.00000	62-1223273				Shelby Surgery Properties, Inc.	TN	NIA	SC Affiliates, LLC	Ownership	100.000	UnitedHealth Group Incorporated		
.0707	UnitedHealth Group Incorporated	71420	94-0734860				Sierra Health and Life Insurance Company, Inc.	NV	IA	Sierra Health Services, Inc.	Ownership	100.000	UnitedHealth Group Incorporated		
		.00000	88-0200415				Sierra Health Services, Inc.	NV	NIA	UnitedHealthcare, Inc.	Ownership	100.000	UnitedHealth Group Incorporated		
		.00000	88-0254322				Sierra Health-Care Options, Inc.	NV	NIA	Sierra Health Services, Inc.	Ownership	100.000	UnitedHealth Group Incorporated		
		.00000	88-0385705				Sierra Home Medical Products, Inc.	NV	NIA	Sierra Health Services, Inc.	Ownership	100.000	UnitedHealth Group Incorporated		
		.00000	88-0264562				Sierra Nevada Administrators, Inc.	NV	NIA	Sierra Health Services, Inc.	Ownership	100.000	UnitedHealth Group Incorporated		
		.00000					Sistema de Administración Hospitalaria S.A.C.	PER	NIA	Pacifico S.A. Entidad Prestadora de Salud	Ownership	99.870	UnitedHealth Group Incorporated		1
		.00000	20-1004228				Small Business Insurance Advisors, Inc.	TX	NIA	USHEALTH Group, Inc.	Ownership	100.000	UnitedHealth Group Incorporated		
		.00000					Sobam – Centro Médico Hospitalar S.A.	BRA	IA	Santa Helena Assistência Médica S.A.	Ownership	98.080	UnitedHealth Group Incorporated		2
		.00000					Sobam – Centro Médico Hospitalar S.A.	BRA	IA	CMO – Centro Médico de Oftalmologia S/S Ltda.	Ownership	1.910	UnitedHealth Group Incorporated		2
		.00000	98-1453235				Sociedad de Inversiones Santa María S.A.	CHL	NIA	Clínica Santa María S.A.	Ownership	99.743	UnitedHealth Group Incorporated		
		.00000	98-1453235				Sociedad de Inversiones Santa María S.A.	CHL	NIA	Clínica Dávila y Servicios Médicos S.A.	Ownership	0.257	UnitedHealth Group Incorporated		
		.00000	98-1462570				Sociedad Editorial para la Ciencia Limitada.	COL	NIA	Banmédica S.A.	Ownership	76.290	UnitedHealth Group Incorporated		2
		.00000	20-8433398				Somerset Outpatient Surgery, L.L.C.	NJ	NIA	SCA-Somerset, LLC	Ownership	59.520	UnitedHealth Group Incorporated		2
		.00000	30-0743767				Southern California Medical Practice Concepts, LLC	CA	NIA	Riverside Electronic Healthcare Resources, Inc.	Ownership	100.000	UnitedHealth Group Incorporated		
		.00000	88-0201420				Southwest Medical Associates, Inc.	NV	NIA	Sierra Health Services, Inc.	Ownership	100.000	UnitedHealth Group Incorporated		
		.00000	38-2609888				Southwest Michigan Health Network Inc.	MI	NIA	UnitedHealthcare, Inc.	Ownership	100.000	UnitedHealth Group Incorporated		
		.00000	36-4369359				Southwest Surgery Center, LLC	IL	NIA	SCA-Mokena, LLC	Ownership	54.300	UnitedHealth Group Incorporated		2
		.00000	75-2516426				Space Coast Surgical Center, Ltd.	FL	NIA	SCA Rockledge JV, LLC	Ownership	52.190	UnitedHealth Group Incorporated		2
		.00000	57-0953005				Spartanburg Surgery Center, LLC	SC	NIA	SCA-Spartanburg Holdings, LLC	Ownership	10.700	UnitedHealth Group Incorporated		
		.00000	55-0790742				Specialists in Urology Surgery Center, LLC	FL	NIA	SCA Specialists of Florida, LLC	Ownership	100.000	UnitedHealth Group Incorporated		
		.00000	25-1868213				Specialized Pharmaceuticals, Inc.	PA	NIA	QoL Acquisition Holdings Corp.	Ownership	100.000	UnitedHealth Group Incorporated		
		.00000	41-1921983				Specialty Benefits, LLC	DE	NIA	United HealthCare Services, Inc.	Ownership	100.000	UnitedHealth Group Incorporated		
		.00000	20-3412545				Specialty Surgical Center, LLC	NJ	NIA	SCA-Sparta, LLC	Ownership	51.000	UnitedHealth Group Incorporated		2
		.00000	71-0886811				Spectera of New York, IPA, Inc.	NY	NIA	Spectera, Inc.	Ownership	100.000	UnitedHealth Group Incorporated		
		.00000	52-1260282				Spectera, Inc.	MD	NIA	Specialty Benefits, LLC	Ownership	100.000	UnitedHealth Group Incorporated		
		.00000	81-1387232				SPINETRACK 20/20, Inc.	CA	NIA	SCA-ND VBP, Inc.	Ownership	100.000	UnitedHealth Group Incorporated		
		.00000	20-4615218				Sports and Spinal Physical Therapy, Inc.	DC	NIA	Orthology, Inc.	Ownership	100.000	UnitedHealth Group Incorporated		
		.00000	46-5587702				Spotlite, Inc.	DE	NIA	Rally Health, Inc.	Ownership	100.000	UnitedHealth Group Incorporated		
		.00000	62-1770924				SRPS, LLC	DE	NIA	Progressive Enterprises Holdings, Inc.	Ownership	100.000	UnitedHealth Group Incorporated		
		.00000	75-2201400				St. Cloud Outpatient Surgery, Ltd., a Minnesota Limited Partnership	MN	NIA	St. Cloud Surgical Center, LLC	Influence	23.947	UnitedHealth Group Incorporated		5
		.00000	41-1348916				St. Cloud Surgical Center, LLC	DE	NIA	Surgery Center Holding, LLC	Ownership	100.000	UnitedHealth Group Incorporated		
		.00000	20-1211544				Stonegate Surgery Center, L.P.	TX	NIA	SCA Stonegate Holdings, LLC	Ownership	58.670	UnitedHealth Group Incorporated		2
		.00000	27-2944223				Streamlines Health, LLC	MN	NIA	Savvysherpa, LLC	Ownership	100.000	UnitedHealth Group Incorporated		
		.00000	06-1082848				SunSurgery, LLC	DE	NIA	Surgical Care Affiliates, LLC	Ownership	100.000	UnitedHealth Group Incorporated		
		.00000	82-5164277				Surgery Center at Cherry Creek, LLC	CO	NIA	SCA-Denver Physicians Holdings, LLC	Ownership	100.000	UnitedHealth Group Incorporated		
		.00000	82-5207693				Surgery Center at Kissing Camels, LLC	CO	NIA	SCA-Kissing Camels Holdings, LLC	Ownership	55.000	UnitedHealth Group Incorporated		2
		.00000	81-3129674				Surgery Center at St. Vincent, LLC	OR	NIA	Providence & SCA On-Campus Holdings, LLC	Ownership	57.700	UnitedHealth Group Incorporated		
		.00000	62-1739361				Surgery Center Holding, LLC	DE	NIA	Surgical Care Affiliates, LLC	Ownership	100.000	UnitedHealth Group Incorporated		
		.00000	62-1509341				Surgery Center of Boca Raton, Inc.	FL	NIA	Surgical Health, LLC	Ownership	100.000	UnitedHealth Group Incorporated		
		.00000	62-1506370				Surgery Center of Clarksville, L.P.	TN	NIA	Surgical Health, LLC	Ownership	99.900	UnitedHealth Group Incorporated		2
		.00000	63-1214140				Surgery Center of Colorado Springs, LLC	DE	NIA	SC Affiliates, LLC	Ownership	100.000	UnitedHealth Group Incorporated		

41.24

ANNUAL STATEMENT FOR THE YEAR 2019 OF THE Oxford Health Plans (NJ), Inc.

SCHEDULE Y
PART 1A - DETAIL OF INSURANCE HOLDING COMPANY SYSTEM

1	2	3	4	5	6	7	8	9	10	11	12	13	14	15	16
Group Code	Group Name	NAIC Company Code	ID Number	Federal RSSD	CIK	Name of Securities Exchange if Publicly Traded (U.S. or International)	Names of Parent, Subsidiaries Or Affiliates	Domi-ciliary Location	Relation-ship to Reporting Entity	Directly Controlled by (Name of Entity/Person)	Type of Control (Ownership, Board, Management, Attorney-in-Fact, Influence, Other)	If Control is Ownership Provide Percentage	Ultimate Controlling Entity(ies)/Person(s)	Is an SCA Filing Re-quired? (Y/N)	*
		.00000	42-1166764				Surgery Center of Des Moines, LLC	DE	NIA	Surgery Center Holding, LLC	Ownership	100.000	UnitedHealth Group Incorporated		
		.00000	72-1349752				Surgery Center of Easton, LLC	DE	NIA	SC Affiliates, LLC	Ownership	100.000	UnitedHealth Group Incorporated		
		.00000	63-1212213				Surgery Center of Ellicott City, Inc.	DE	NIA	SC Affiliates, LLC	Ownership	100.000	UnitedHealth Group Incorporated		
		.00000	20-1733152				Surgery Center of Fairfield County, LLC	DE	NIA	SunSurgery, LLC	Ownership	47.032	UnitedHealth Group Incorporated		
		.00000	62-1179539				Surgery Center of Lexington, LLC	DE	NIA	SC Affiliates, LLC	Influence	49.000	UnitedHealth Group Incorporated		5
		.00000	62-1179537				Surgery Center of Louisville, LLC	DE	NIA	SC Affiliates, LLC	Ownership	100.000	UnitedHealth Group Incorporated		
		.00000	63-1231944				Surgery Center of Maui, LLC	DE	NIA	SC Affiliates, LLC	Ownership	100.000	UnitedHealth Group Incorporated		
		.00000	63-1194204				Surgery Center of Muskogee, LLC	DE	NIA	SC Affiliates, LLC	Ownership	100.000	UnitedHealth Group Incorporated		
		.00000	11-3701564				Surgery Center of Rockville, L.L.C.	MD	NIA	SCA-Rockville, LLC	Ownership	59.000	UnitedHealth Group Incorporated		2
		.00000	63-1212214				Surgery Center of Southern Pines, LLC	DE	NIA	Surgery Center Holding, LLC	Ownership	100.000	UnitedHealth Group Incorporated		
		.00000	63-1178497				Surgery Center of Spokane, LLC	DE	NIA	SC Affiliates, LLC	Ownership	100.000	UnitedHealth Group Incorporated		
		.00000	63-1184216				Surgery Center of Summerlin, LLC	DE	NIA	SC Affiliates, LLC	Ownership	100.000	UnitedHealth Group Incorporated		
		.00000	82-3448050				Surgery Center of The Woodlands, LLC	TX	NIA	SCA-Woodlands Holdings, LLC	Ownership	55.790	UnitedHealth Group Incorporated		2
		.00000	62-1491963				Surgery Center of Vero Beach, Inc.	TN	NIA	Surgical Health, LLC	Ownership	100.000	UnitedHealth Group Incorporated		
		.00000					Surgery Center of Wilmington Properties, LLC	NC	NIA	Surgery Center of Wilmington, LLC	Ownership	100.000	UnitedHealth Group Incorporated		
		.00000					Surgery Center of Wilmington, LLC	NC	NIA	SCA-Wilmington, LLC	Ownership	100.000	UnitedHealth Group Incorporated		
		.00000	36-3562598				Surgery Centers of Des Moines, Ltd., an Iowa Limited Partnership	IA	NIA	Surgery Center Holding, LLC	Ownership	67.950	UnitedHealth Group Incorporated		2
		.00000	68-0282268				Surgery Centers-West Holdings, LLC	DE	NIA	Surgical Care Affiliates, LLC	Ownership	100.000	UnitedHealth Group Incorporated		
		.00000	33-1187498				Surgical Care Affiliates Political Action Committee	AL	NIA	Surgical Care Affiliates, LLC	Ownership	100.000	UnitedHealth Group Incorporated		
		.00000	20-8922307				Surgical Care Affiliates, LLC	DE	NIA	SCAI Holdings, LLC	Ownership	100.000	UnitedHealth Group Incorporated		
		.00000	46-2971080				Surgical Care Partners of Melbourne, LLC	DE	NIA	SHC Melbourne, Inc.	Ownership	72.750	UnitedHealth Group Incorporated		2
		.00000	75-1925497				Surgical Caregivers of Fort Worth, LLC	TX	NIA	THR-SCA Holdings, LLC	Influence	0.000	UnitedHealth Group Incorporated		5
		.00000	63-1251243				Surgical Center of Greensboro, LLC	NC	NIA	NSC Greensboro, LLC	Influence	35.716	UnitedHealth Group Incorporated		5
		.00000	22-2709324				Surgical Center of South Jersey, Limited Partnership	NJ	NIA	SCA-South Jersey, LLC	Ownership	61.853	UnitedHealth Group Incorporated		2
		.00000	63-1138507				Surgical Center of Tuscaloosa Holdings, LLC	AL	NIA	Surgical Care Affiliates, LLC	Ownership	100.000	UnitedHealth Group Incorporated		
		.00000	58-1997354				Surgical Health of Orlando, LLC	FL	NIA	Surgical Health, LLC	Ownership	81.760	UnitedHealth Group Incorporated		2
		.00000	58-1941168				Surgical Health, LLC	DE	NIA	Surgical Care Affiliates, LLC	Ownership	100.000	UnitedHealth Group Incorporated		
		.00000	27-0168681				Surgical Hospital Holdings of Oklahoma, LLC	DE	NIA	SCA Surgery Holdings, LLC	Ownership	100.000	UnitedHealth Group Incorporated		
		.00000	75-2157730				Surgicare of Belleville, LLC	DE	NIA	Surgery Center Holding, LLC	Ownership	100.000	UnitedHealth Group Incorporated		
		.00000	64-0629000				Surgicare of Jackson, LLC	DE	NIA	Surgery Center Holding, LLC	Ownership	100.000	UnitedHealth Group Incorporated		
		.00000	75-2162993				Surgicare of Jackson, Ltd., a Mississippi Limited Partnership	MS	NIA	Surgicare of Jackson, LLC	Influence	40.000	UnitedHealth Group Incorporated		5
		.00000	75-2287141				Surgicare of Joliet, Inc.	IL	NIA	Surgery Center Holding, LLC	Ownership	100.000	UnitedHealth Group Incorporated		
		.00000	75-2501191				Surgicare of La Veta, Inc.	CA	NIA	Surgery Centers-West Holdings, LLC	Ownership	100.000	UnitedHealth Group Incorporated		
		.00000	75-2507129				Surgicare of La Veta, Ltd., a California Limited Partnership	CA	NIA	Beach Surgical Holdings III, LLC	Ownership	28.333	UnitedHealth Group Incorporated		
		.00000	41-1437636				Surgicare of Minneapolis, LLC	DE	NIA	Surgery Center Holding, LLC	Ownership	100.000	UnitedHealth Group Incorporated		
		.00000	41-1624905				Surgicare of Minneapolis, Ltd., a Minnesota Limited Partnership	MN	NIA	Surgicare of Minneapolis, LLC	Influence	20.305	UnitedHealth Group Incorporated		5
		.00000	75-2459713				Surgicare of Mobile, LLC	DE	NIA	Surgery Center Holding, LLC	Ownership	100.000	UnitedHealth Group Incorporated		
		.00000	75-2459715				Surgicare of Mobile, Ltd.	AL	NIA	Surgicare of Mobile, LLC	Influence	20.000	UnitedHealth Group Incorporated		5
		.00000	75-2448926				Surgicare of Oceanside, Inc.	CA	NIA	Surgery Center Holding, LLC	Ownership	100.000	UnitedHealth Group Incorporated		
		.00000	75-2184730				Surgicare of Owensboro, LLC	DE	NIA	Surgery Center Holding, LLC	Ownership	100.000	UnitedHealth Group Incorporated		
		.00000	75-2200171				Surgicare of Salem, LLC	DE	NIA	Surgery Center Holding, LLC	Ownership	100.000	UnitedHealth Group Incorporated		
		.00000	35-1975122				Surgicare, LLC	IN	NIA	SCA-SurgiCare, LLC	Ownership	53.680	UnitedHealth Group Incorporated		2
		.00000	82-3717201				SurgiCenter of San Antonio at Westover Hills, LLC	TX	NIA	SCA-Westover Hills, LLC	Ownership	48.105	UnitedHealth Group Incorporated		
		.00000	95-3329855				Surgicenters of Southern California, Inc.	CA	NIA	Surgery Center Holding, LLC	Ownership	100.000	UnitedHealth Group Incorporated		
		.00000	46-1536748				Symphonix Health Holdings, LLC	DE	NIA	United HealthCare Services, Inc.	Ownership	100.000	UnitedHealth Group Incorporated		
0707	UnitedHealth Group Incorporated	84549	38-2044243				Symphonix Health Insurance, Inc.	IL	IA	Symphonix Health Holdings, LLC	Ownership	100.000	UnitedHealth Group Incorporated		

ANNUAL STATEMENT FOR THE YEAR 2019 OF THE Oxford Health Plans (NJ), Inc.

SCHEDULE Y
PART 1A - DETAIL OF INSURANCE HOLDING COMPANY SYSTEM

1	2	3	4	5	6	7	8	9	10	11	12	13	14	15	16
Group Code	Group Name	NAIC Company Code	ID Number	Federal RSSD	CIK	Name of Securities Exchange if Publicly Traded (U.S. or International)	Names of Parent, Subsidiaries Or Affiliates	Domi-ciliary Location	Relation-ship to Reporting Entity	Directly Controlled by (Name of Entity/Person)	Type of Control (Ownership, Board, Management, Attorney-in-Fact, Influence, Other)	If Control is Ownership Provide Percentage	Ultimate Controlling Entity(ies)/Person(s)	Is an SCA Filing Re-quired? (Y/N)	*
		.00000	98-1260384				Taidene Medical Ltd.	.CAN	NIA	UnitedHealthcare Global Canada Limited	Influence	49.000	UnitedHealth Group Incorporated		5
		.00000	93-1172065				Talbert Medical Group, P.C.	.CA	NIA	Physician(s) owned	Influence	0.000	UnitedHealth Group Incorporated		4
		.00000	47-4751035				TeamMD Holdings, Inc.	.DE	NIA	AmeriChoice Corporation	Ownership	100.000	UnitedHealth Group Incorporated		
		.00000	47-4850893				TeamMD Iowa, Inc.	.DE	NIA	TeamMD Holdings, Inc.	Ownership	100.000	UnitedHealth Group Incorporated		
		.00000	35-2584893				TeamMD Physicians of Texas, Inc.	.TX	NIA	TeamMD Holdings, Inc.	Ownership	100.000	UnitedHealth Group Incorporated		
		.00000	30-0445773				TeamMD Physicians, P.C.	.IA	NIA	Physician(s) owned	Influence	0.000	UnitedHealth Group Incorporated		4
		.00000	82-1019055				TeamUP Insurance Services, Inc.	.CA	NIA	HealthMarkets Insurance Agency, Inc.	Ownership	100.000	UnitedHealth Group Incorporated		
		.00000					Tecnologías de Información en Salud S.A.	.CHL	NIA	Clínica Santa María S.A.	Ownership	50.000	UnitedHealth Group Incorporated		
		.00000					Tecnologías de Información en Salud S.A.	.CHL	NIA	Clínica Dávila y Servicios Médicos S.A.	Ownership	50.000	UnitedHealth Group Incorporated		
		.00000	38-3897811				Texas Health Craig Ranch Surgery Center, LLC	.TX	NIA	THR-SCA Holdings, LLC	Ownership	0.000	UnitedHealth Group Incorporated		
		.00000	80-0866449				Texas Health Flower Mound Orthopedic Surgery Center, LLC	.TX	NIA	THR-SCA Holdings, LLC	Ownership	0.000	UnitedHealth Group Incorporated		
		.00000	81-4977249				Texas Health Orthopedic Surgery Center Alliance, LLC	.TX	NIA	THR-SCA Holdings, LLC	Ownership	0.000	UnitedHealth Group Incorporated		
		.00000	82-2296081				Texas Health Surgery Center Alliance, LLC	.TX	NIA	THR-SCA Holdings, LLC	Ownership	0.000	UnitedHealth Group Incorporated		
		.00000	82-1307876				Texas Health Surgery Center Bedford, LLC	.TX	NIA	THR-SCA Holdings, LLC	Ownership	0.000	UnitedHealth Group Incorporated		
		.00000	83-0781259				Texas Health Surgery Center Las Colinas, LLC	.TX	NIA	THR-SCA Holdings, LLC	Ownership	0.000	UnitedHealth Group Incorporated		
		.00000	20-3991622				Texas Health Surgery Center Preston Plaza, LLC	.TX	NIA	THR-SCA Holdings, LLC	Ownership	0.000	UnitedHealth Group Incorporated		
		.00000	47-4425996				Texas Health Surgery Center Rockwall, LLC	.TX	NIA	THR-SCA Holdings, LLC	Ownership	0.000	UnitedHealth Group Incorporated		
		.00000	83-1464243				Texas Health Surgery Center Waxahachie, LLC	.TX	NIA	THR-SCA Holdings, LLC	Ownership	0.000	UnitedHealth Group Incorporated		
		.00000	84-1953918				Texas Health Surgery Center Willow Park, LLC	.TX	NIA	THR-SCA Holdings, LLC	Ownership	0.000	UnitedHealth Group Incorporated		
		.00000	52-1468699				The Advisory Board (Chile) SpA	.CHL	NIA	THR-SCA Holdings, LLC	Ownership	0.000	UnitedHealth Group Incorporated		
		.00000	52-0676509				The Advisory Board Company	.DE	NIA	The Advisory Board Company	Ownership	100.000	UnitedHealth Group Incorporated		
.0707	UnitedHealth Group Incorporated	.61832	52-0676509				The Chesapeake Life Insurance Company	.OK	IA	OptumInsight, Inc.	Ownership	100.000	UnitedHealth Group Incorporated		
		.00000	91-0214500				The Everett Clinic, PLLC	.WA	NIA	HealthMarkets Group, Inc.	Ownership	100.000	UnitedHealth Group Incorporated		4
		.00000	20-5562797				The Eye Surgery Center of the Carolinas, L.P.	.NC	NIA	Physician(s) owned	Influence	0.000	UnitedHealth Group Incorporated		
		.00000	56-1970224				The Lewin Group, Inc.	.NC	NIA	Surgery Center of Southern Pines, LLC	Influence	46.000	UnitedHealth Group Incorporated		5
		.00000					The Magan Medical Group	.CA	NIA	Optum Public Sector Solutions, Inc.	Ownership	100.000	UnitedHealth Group Incorporated		
		.00000	61-1409045				The Outpatient Surgery Center of Hilton Head, LLC	.SC	NIA	DaVita Magan Management, Inc.	Ownership	50.000	UnitedHealth Group Incorporated		2
		.00000	91-0369070				The Polyclinic MSO, LLC	.DE	NIA	SCA-Hilton Head, LLC	Ownership	50.000	UnitedHealth Group Incorporated		2
		.00000	72-1349755				The Polyclinic, PLLC	.WA	NIA	Collaborative Care Holdings, LLC	Ownership	80.100	UnitedHealth Group Incorporated		2
		.00000	63-1184215				The Surgery Center of Easton, L.P.	.TN	NIA	Physician(s) owned	Influence	0.000	UnitedHealth Group Incorporated		4
		.00000	06-1552689				The Surgical Center at Tenaya, L.P.	.TN	NIA	Surgery Center of Easton, LLC	Ownership	42.000	UnitedHealth Group Incorporated		5
		.00000					The Surgical Center of Connecticut, LLC	.CT	NIA	Surgery Center of Summerlin, LLC	Influence	20.000	UnitedHealth Group Incorporated		5
		.00000	37-1446353				THE SURGICAL CENTER OF THE TREASURE COAST, L.L.C.	.FL	NIA	SCA-Main Street, LLC	Influence	20.000	UnitedHealth Group Incorporated		5
		.00000	26-1479919				Thomas Johnson Surgery Center, LLC	.MD	NIA	SCA-St. Lucie, LLC	Ownership	51.000	UnitedHealth Group Incorporated		2
		.00000	77-0367271				Thousand Oaks Endoscopy Center, LLC	.CA	NIA	SCA-Frederick, LLC	Ownership	65.000	UnitedHealth Group Incorporated		2
		.00000	25-1825549				Three Rivers Holdings, Inc.	.DE	NIA	Endoscopy Center Affiliates, Inc.	Ownership	99.000	UnitedHealth Group Incorporated		2
		.00000	63-1194203				THR-SCA Holdings, LLC	.TX	NIA	AmeriChoice Corporation	Ownership	100.000	UnitedHealth Group Incorporated		
		.00000	46-1096461				Tmesys, LLC	.FL	NIA	Muskogee Surgical Investors, LLC	Ownership	72.530	UnitedHealth Group Incorporated		2
		.00000	98-1287904				Topimagem Diagnóstico por Imagem Ltda.	.BRA	NIA	Texas Health Resources	Ownership	0.000	UnitedHealth Group Incorporated		
		.00000	83-1528858				Trails Edge Surgery Center, LLC	.FL	NIA	PMSI Holdings, LLC	Ownership	100.000	UnitedHealth Group Incorporated		
		.00000	46-5482620				Trauma Surgery Affiliates, LLC	.TX	NIA	Esho - Empresa de Serviços Hospitalares S.A.	Ownership	89.000	UnitedHealth Group Incorporated		2
		.00000	52-1431155				Travel Express Incorporated	.MD	NIA	SCA-Bonita Springs, LLC	Ownership	59.000	UnitedHealth Group Incorporated		2
		.00000								National Surgery Centers, LLC	Influence	49.000	UnitedHealth Group Incorporated		5
		.00000								FrontierMEDEX, Inc.	Ownership	100.000	UnitedHealth Group Incorporated		

ANNUAL STATEMENT FOR THE YEAR 2019 OF THE Oxford Health Plans (NJ), Inc.

SCHEDULE Y
PART 1A - DETAIL OF INSURANCE HOLDING COMPANY SYSTEM

1	2	3	4	5	6	7	8	9	10	11	12	13	14	15	16
Group Code	Group Name	NAIC Company Code	ID Number	Federal RSSD	CIK	Name of Securities Exchange if Publicly Traded (U.S. or International)	Names of Parent, Subsidiaries Or Affiliates	Domiciliary Location	Relationship to Reporting Entity	Directly Controlled by (Name of Entity/Person)	Type of Control (Ownership, Board, Management, Attorney-in-Fact, Influence, Other)	If Control is Ownership Provide Percentage	Ultimate Controlling Entity(ies)/Person(s)	Is an SCA Filing Required? (Y/N)	*
		.0000	46-2613170				Treasure Valley Emerald Properties, LLC Treasure Valley Hospital Limited Partnership	DE	NIA	Treasure Valley Hospital Limited Partnership	Ownership	100.000	UnitedHealth Group Incorporated		
		.0000	33-0592165				Trimed, LLC	ID	NIA	Surgical Health, LLC	Ownership	40.375	UnitedHealth Group Incorporated		
		.0000	47-5088596				Trio Motion, LLC	UT	NIA	National MedTrans, LLC	Ownership	100.000	UnitedHealth Group Incorporated		
		.0000	46-5530255				Tucson Arizona Surgical Center, LLC	DE	NIA	Savvysherpa, LLC	Ownership	100.000	UnitedHealth Group Incorporated		
		.0000	82-4692800				Tuscaloosa Surgical Center, L.P.	AZ	NIA	Formation Documents Pending	Ownership	0.000	UnitedHealth Group Incorporated		
		.0000	63-0974161				U.S. Behavioral Health Plan, California	AL	NIA	Surgical Center of Tuscaloosa Holdings, LLC	Ownership	30.000	UnitedHealth Group Incorporated		
		.0000	94-3077084				UHC Finance (Ireland) Unlimited Company	CA	IA	United Behavioral Health	Ownership	100.000	UnitedHealth Group Incorporated		
		.0000	98-1388279				UHC International Services, Inc.	CA	IA	UnitedHealth Group International Finance (Ireland) Unlimited Company	Ownership	100.000	UnitedHealth Group Incorporated		
		.0000	41-1913059				UHC of California	DE	NIA	UnitedHealth Group Incorporated	Ownership	100.000	UnitedHealth Group Incorporated		
		.0000	95-2931460				UHC - FZE	CA	IA	United HealthCare Services, Inc.	Ownership	100.000	UnitedHealth Group Incorporated		
		.0000	98-1103713				UHC Holdings (Ireland) Limited	ARE	NIA	UnitedHealthcare Global Medical (UK) Limited	Ownership	100.000	UnitedHealth Group Incorporated		
		.0000	98-1372063				UHC Services (Ireland) Limited	JRL	NIA	United HealthCare Services, Inc.	Ownership	100.000	UnitedHealth Group Incorporated		
		.0000	98-1372064				UHG Brasil Participações S.A.	JRL	NIA	UHG Holdings (Ireland) Limited	Ownership	100.000	UnitedHealth Group Incorporated		
		.0000	98-1122490				UHC Holdings, Inc.	ARE	NIA	UHG Holdings (Ireland) Limited	Ownership	100.000	UnitedHealth Group Incorporated		
		.0000	41-1921008				UICI Funding Corp. 2	BRA	NIA	Polar II Fundo de Investimento em Participações Multiestrategia	Ownership	100.000	UnitedHealth Group Incorporated		
		.0000	75-2922396				UMR, Inc.	DE	NIA	United HealthCare Services, Inc.	Ownership	100.000	UnitedHealth Group Incorporated		
		.0000	39-1995276				Unidad Médica Diagnóstico S.A.	DE	NIA	HealthMarkets, LLC	Ownership	100.000	UnitedHealth Group Incorporated		
		.0000	98-1444648				Unidad Médica Diagnóstico S.A.	DE	NIA	United HealthCare Services, Inc.	Ownership	100.000	UnitedHealth Group Incorporated		
		.0000	98-1444648				Unimerica Insurance Company	COL	NIA	Colmedica Medicina Prepagada	Ownership	92.380	UnitedHealth Group Incorporated		2
.0707	UnitedHealth Group Incorporated	.91529	52-1996029				Unimerica Life Insurance Company of New York	COL	NIA	Banmedica Colombia SpA	Ownership	7.619	UnitedHealth Group Incorporated		2
		.11596	01-0637149				Unison Health Plan of Delaware, Inc.	WI	IA	OptumHealth Holdings, LLC	Ownership	100.000	UnitedHealth Group Incorporated		
		.0000	20-5917714				United Behavioral Health	NY	IA	UnitedHealthcare Insurance Company	Ownership	100.000	UnitedHealth Group Incorporated		
		.0000	94-2649097				United Behavioral Health of New York, I.P.A., Inc.	DE	IA	Three Rivers Holdings, Inc.	Ownership	100.000	UnitedHealth Group Incorporated		
		.0000	41-1868911				United Group Reinsurance, Inc.	CA	NIA	OptumHealth Holdings, LLC	Ownership	100.000	UnitedHealth Group Incorporated		
		.0000	75-2583080				United Health Foundation	NY	NIA	United Behavioral Health	Ownership	100.000	UnitedHealth Group Incorporated		
		.0000	41-1941615				United HealthCare Services, Inc.	TCA	NIA	HealthMarkets, LLC	Ownership	100.000	UnitedHealth Group Incorporated		
		.0000	41-1289245	3410132			United Management Services, Inc.	MN	NIA	UnitedHealth Group Incorporated	Ownership	100.000	UnitedHealth Group Incorporated		
		.0000	75-2601147				United Resource Networks IPA of New York, Inc.	NY	NIA	HealthMarkets, LLC	Ownership	100.000	UnitedHealth Group Incorporated		
		.0000	30-0318238				UnitedHealth Advisors, LLC	NY	NIA	UnitedHealth Group Incorporated	Ownership	100.000	UnitedHealth Group Incorporated		
		.0000	01-0538317				UnitedHealth Group Finance Inc.	NY	NIA	OptumHealth Care Solutions, LLC	Ownership	100.000	UnitedHealth Group Incorporated		
		.0000	84-3188598				UnitedHealth Group Incorporated	ME	NIA	United HealthCare Services, Inc.	Ownership	100.000	UnitedHealth Group Incorporated		
		.0000	41-1321939	4665014	0000731766		UnitedHealth Group International Finance (Ireland) Unlimited Company	DE	NIA	Bordeaux (Barbados) Holdings III, SRL	Ownership	100.000	UnitedHealth Group Incorporated		
		.0000	98-1422474				UnitedHealth Group International GP	DE	UIP	Self	Ownership	0.000	UnitedHealth Group Incorporated		2
		.0000	98-1079826				UnitedHealth Group Ventures, LLC	JRL	NIA	UnitedHealthcare Europe S.á.r.l.	Ownership	100.000	UnitedHealth Group Incorporated		
		.0000	46-3311984				UnitedHealth International, Inc.	CYM	NIA	FrontierMEDX US, Inc.	Ownership	100.000	UnitedHealth Group Incorporated		
		.0000	41-1917398				UnitedHealth Military & Veterans Services, LLC	DE	NIA	UnitedHealth Group Incorporated	Ownership	100.000	UnitedHealth Group Incorporated		
		.0000	26-2574977				UnitedHealth UK Limited	DE	NIA	UnitedHealth Group Incorporated	Ownership	100.000	UnitedHealth Group Incorporated		
.0707	UnitedHealth Group Incorporated	.95174	33-0115163				UnitedHealthcare Benefits of Texas, Inc.	GBR	NIA	United HealthCare Services, Inc.	Ownership	100.000	UnitedHealth Group Incorporated		
		.0000	47-3221444				UnitedHealthcare Benefits Plan of California	TX	IA	United HealthCare Services, Inc.	Ownership	100.000	UnitedHealth Group Incorporated		
		.0000	46-4348775				UnitedHealthcare Community Plan of California, Inc.	CA	IA	United HealthCare Services, Inc.	Ownership	100.000	UnitedHealth Group Incorporated		

41.27

ANNUAL STATEMENT FOR THE YEAR 2019 OF THE Oxford Health Plans (NJ), Inc.

SCHEDULE Y
PART 1A - DETAIL OF INSURANCE HOLDING COMPANY SYSTEM

1	2	3	4	5	6	7	8	9	10	11	12	13	14	15	16
Group Code	Group Name	NAIC Company Code	ID Number	Federal RSSD	CIK	Name of Securities Exchange if Publicly Traded (U.S. or International)	Names of Parent, Subsidiaries Or Affiliates	Domiciliary Location	Relationship to Reporting Entity	Directly Controlled by (Name of Entity/Person)	Type of Control (Ownership, Board, Management, Attorney-in-Fact, Influence, Other)	If Control is Ownership Provide Percentage	Ultimate Controlling Entity(ies)/Person(s)	Is an SCA Filing Required? (Y/N)	*
.0707	UnitedHealth Group Incorporated	13168	26-2688274				UnitedHealthcare Community Plan of Georgia, Inc.	GA	IA	AmeriChoice Corporation	Ownership	100.000	UnitedHealth Group Incorporated		
.0707	UnitedHealth Group Incorporated	12323	56-2451429				UnitedHealthcare Community Plan of Ohio, Inc.	OH	IA	Three Rivers Holdings, Inc.	Ownership	100.000	UnitedHealth Group Incorporated		
.0707	UnitedHealth Group Incorporated	11141	91-2008361				UnitedHealthcare Community Plan of Texas, L.L.C.	TX	IA	Ovations, Inc.	Ownership	100.000	UnitedHealth Group Incorporated		
.0707	UnitedHealth Group Incorporated	95467	38-3204052				UnitedHealthcare Community Plan, Inc.	MI	IA	AmeriChoice Corporation	Ownership	100.000	UnitedHealth Group Incorporated		
		00000	98-1200034				UnitedHealthcare Consulting & Assistance Service (Beijing) Co., Ltd.	CHN	NIA	UnitedHealthcare International I B.V.	Ownership	100.000	UnitedHealth Group Incorporated		
		00000	98-1199879				UnitedHealthcare Europe S.à r.l.	LUX	NIA	FrontierMEDEX US, Inc.	Ownership	100.000	UnitedHealth Group Incorporated		
		00000	98-1104429				UnitedHealthcare Global Canada Limited	CAN	NIA	UnitedHealthcare International I B.V.	Ownership	100.000	UnitedHealth Group Incorporated		
		00000	98-1029201				UnitedHealthcare Global Medical (UK) Limited	GBR	NIA	UnitedHealthcare International I B.V.	Ownership	100.000	UnitedHealth Group Incorporated		
		00000	98-1099116				UnitedHealthcare India Private Limited	IND	NIA	OptumHealth International B.V.	Ownership	99.999	UnitedHealth Group Incorporated		
		00000	98-1099116				UnitedHealthcare India Private Limited	IND	NIA	UnitedHealth International, Inc.	Ownership	0.001	UnitedHealth Group Incorporated		
.0707	UnitedHealth Group Incorporated	79413	36-2739571				UnitedHealthcare Insurance Company	CT	IA	UHC Holdings, Inc.	Ownership	100.000	UnitedHealth Group Incorporated		
.0707	UnitedHealth Group Incorporated	60318	36-3800349				UnitedHealthcare Insurance Company of Illinois	IL	IA	UnitedHealthcare Insurance Company	Ownership	100.000	UnitedHealth Group Incorporated		
.0707	UnitedHealth Group Incorporated	60093	11-3283886				UnitedHealthcare Insurance Company of New York	NY	IA	UnitedHealthcare Insurance Company	Ownership	100.000	UnitedHealth Group Incorporated		
.0707	UnitedHealth Group Incorporated	12231	20-1902768				UnitedHealthcare Insurance Company of the River Valley	IL	IA	UnitedHealthcare, Inc.	Ownership	100.000	UnitedHealth Group Incorporated		
		00000	98-1372065				UnitedHealthcare Insurance Designated Activity Company	IRL	IA	UHC Holdings (Ireland) Limited	Ownership	100.000	UnitedHealth Group Incorporated		
.0707	UnitedHealth Group Incorporated	00000	86-0618309				UnitedHealthcare Integrated Services, Inc.	AZ	IA	Ovations, Inc.	Ownership	100.000	UnitedHealth Group Incorporated		
		00000	41-1988797				UnitedHealthcare International Asia, LLC	DE	NIA	UnitedHealth Group Incorporated	Ownership	100.000	UnitedHealth Group Incorporated		
		00000	98-1100512				UnitedHealthcare International I B.V.	NLD	NIA	FrontierMEDEX US, Inc.	Ownership	100.000	UnitedHealth Group Incorporated		
		00000	98-1079459				UnitedHealthcare International II S.à r.l.	LUX	NIA	UnitedHealthcare Europe S.à r.l.	Ownership	100.000	UnitedHealth Group Incorporated		
		00000	98-1340853				UnitedHealthcare International III B.V.	NLD	NIA	UnitedHealthcare Europe S.à r.l.	Ownership	100.000	UnitedHealth Group Incorporated		
		00000	98-1077436				UnitedHealthcare International III S.à r.l.	LUX	NIA	Optum Services (Ireland) Limited	Ownership	100.000	UnitedHealth Group Incorporated		
		00000	98-1080926				UnitedHealthcare International IV S.à r.l.	LUX	NIA	UnitedHealthcare International VIII S.à r.l.	Ownership	100.000	UnitedHealth Group Incorporated		
		00000	98-1372058				UnitedHealthcare International VI S.à r.l.	LUX	NIA	FrontierMEDEX US, Inc.	Ownership	100.000	UnitedHealth Group Incorporated		
		00000	98-1372060				UnitedHealthcare International VII S.à r.l.	LUX	NIA	UHC Finance (Ireland) Unlimited Company	Ownership	100.000	UnitedHealth Group Incorporated		
		00000	98-1372062				UnitedHealthcare International VIII S.à r.l.	LUX	NIA	UnitedHealthcare International X S.à r.l.	Ownership	100.000	UnitedHealth Group Incorporated		
		00000	98-1443728				UnitedHealthcare International X S.à r.l.	LUX	NIA	UnitedHealthcare International III S.à r.l.	Ownership	100.000	UnitedHealth Group Incorporated		
.0707	UnitedHealth Group Incorporated	97179	86-0207231				UnitedHealthcare Life Insurance Company	WI	IA	Golden Rule Financial Corporation	Ownership	100.000	UnitedHealth Group Incorporated		
.0707	UnitedHealth Group Incorporated	95784	63-0899562				UnitedHealthcare of Alabama, Inc.	AL	IA	UnitedHealthcare, Inc.	Ownership	100.000	UnitedHealth Group Incorporated		
.0707	UnitedHealth Group Incorporated	96016	86-0507074				UnitedHealthcare of Arizona, Inc.	AZ	IA	UnitedHealthcare, Inc.	Ownership	100.000	UnitedHealth Group Incorporated		
.0707	UnitedHealth Group Incorporated	95446	63-1036819				UnitedHealthcare of Arkansas, Inc.	AR	IA	UnitedHealthcare, Inc.	Ownership	100.000	UnitedHealth Group Incorporated		
.0707	UnitedHealth Group Incorporated	95090	84-1004639				UnitedHealthcare of Colorado, Inc.	CO	IA	UnitedHealthcare, Inc.	Ownership	100.000	UnitedHealth Group Incorporated		
.0707	UnitedHealth Group Incorporated	95264	59-1293865				UnitedHealthcare of Florida, Inc.	FL	IA	UnitedHealthcare, Inc.	Ownership	100.000	UnitedHealth Group Incorporated		
.0707	UnitedHealth Group Incorporated	95850	58-1653544				UnitedHealthcare of Georgia, Inc.	GA	IA	UnitedHealthcare, Inc.	Ownership	100.000	UnitedHealth Group Incorporated		
.0707	UnitedHealth Group Incorporated	95776	36-3280214				UnitedHealthcare of Illinois, Inc.	IL	IA	UnitedHealthcare, Inc.	Ownership	100.000	UnitedHealth Group Incorporated		
.0707	UnitedHealth Group Incorporated	96644	62-1240316				UnitedHealthcare of Kentucky, Ltd.	KY	IA	United HealthCare Services, Inc.	Ownership	94.170	UnitedHealth Group Incorporated		
.0707	UnitedHealth Group Incorporated	96644	62-1240316				UnitedHealthcare of Kentucky, Ltd.	KY	IA	UnitedHealthcare, Inc.	Ownership	5.830	UnitedHealth Group Incorporated		
.0707	UnitedHealth Group Incorporated	95833	72-1074008				UnitedHealthcare of Louisiana, Inc.	LA	IA	UnitedHealthcare, Inc.	Ownership	100.000	UnitedHealth Group Incorporated		
.0707	UnitedHealth Group Incorporated	95716	63-1036817				UnitedHealthcare of Mississippi, Inc.	MS	IA	UnitedHealthcare, Inc.	Ownership	100.000	UnitedHealth Group Incorporated		
.0707	UnitedHealth Group Incorporated	95149	05-0413469				UnitedHealthcare of New England, Inc.	RI	IA	United HealthCare Services, Inc.	Ownership	100.000	UnitedHealth Group Incorporated		
.0707	UnitedHealth Group Incorporated	13214	26-2697886				UnitedHealthcare of New Mexico, Inc.	NM	IA	UnitedHealthcare Insurance Company	Ownership	100.000	UnitedHealth Group Incorporated		
.0707	UnitedHealth Group Incorporated	95085	06-1172891				UnitedHealthcare of New York, Inc.	NY	IA	AmeriChoice Corporation	Ownership	100.000	UnitedHealth Group Incorporated		
.0707	UnitedHealth Group Incorporated	95103	56-1461010				UnitedHealthcare of North Carolina, Inc.	NC	IA	UnitedHealthcare, Inc.	Ownership	100.000	UnitedHealth Group Incorporated		

ANNUAL STATEMENT FOR THE YEAR 2019 OF THE Oxford Health Plans (NJ), Inc.

SCHEDULE Y
PART 1A - DETAIL OF INSURANCE HOLDING COMPANY SYSTEM

1	2	3	4	5	6	7	8	9	10	11	12	13	14	15	16
Group Code	Group Name	NAIC Company Code	ID Number	Federal RSSD	CIK	Name of Securities Exchange if Publicly Traded (U.S. or International)	Names of Parent, Subsidiaries Or Affiliates	Domiciliary Location	Relationship to Reporting Entity	Directly Controlled by (Name of Entity/Person)	Type of Control (Ownership, Board, Management, Attorney-in-Fact, Influence, Other)	If Control is Ownership Provide Percentage	Ultimate Controlling Entity(ies)/Person(s)	Is an SCA Filing Required? (Y/N)	*
.0707	UnitedHealth Group Incorporated	95186	31-1142815				UnitedHealthcare of Ohio, Inc.	OH	IA	United HealthCare Services, Inc.	Ownership	100.000	UnitedHealth Group Incorporated		
.0707	UnitedHealth Group Incorporated	96903	33-0115166				UnitedHealthcare of Oklahoma, Inc.	OK	IA	United HealthCare Services, Inc.	Ownership	100.000	UnitedHealth Group Incorporated		
.0707	UnitedHealth Group Incorporated	95893	93-0938819				UnitedHealthcare of Oregon, Inc.	OR	IA	United HealthCare Services, Inc.	Ownership	100.000	UnitedHealth Group Incorporated		
.0707	UnitedHealth Group Incorporated	95220	25-1756858				UnitedHealthcare of Pennsylvania, Inc.	PA	IA	Three Rivers Holdings, Inc.	Ownership	100.000	UnitedHealth Group Incorporated		
.0707	UnitedHealth Group Incorporated	00000	35-2674992				UnitedHealthcare of South Carolina, Inc.	SC	IA	UnitedHealthcare, Inc.	Ownership	100.000	UnitedHealth Group Incorporated		
.0707	UnitedHealth Group Incorporated	95765	95-3939697				UnitedHealthcare of Texas, Inc.	TX	IA	UnitedHealthcare, Inc.	Ownership	100.000	UnitedHealth Group Incorporated		
.0707	UnitedHealth Group Incorporated	95025	52-1130183				UnitedHealthcare of the Mid-Atlantic, Inc.	MD	IA	UnitedHealthcare, Inc.	Ownership	100.000	UnitedHealth Group Incorporated		
.0707	UnitedHealth Group Incorporated	95591	47-0676824				UnitedHealthcare of the Midlands, Inc.	NE	IA	UnitedHealthcare, Inc.	Ownership	100.000	UnitedHealth Group Incorporated		
.0707	UnitedHealth Group Incorporated	96385	43-1361841				UnitedHealthcare of the Midwest, Inc.	MO	IA	UnitedHealthcare, Inc.	Ownership	100.000	UnitedHealth Group Incorporated		
.0707	UnitedHealth Group Incorporated	95501	41-1488563				UnitedHealthcare of Utah, Inc.	UT	IA	UnitedHealthcare, Inc.	Ownership	100.000	UnitedHealth Group Incorporated		
.0707	UnitedHealth Group Incorporated	48038	91-1312551				UnitedHealthcare of Washington, Inc.	WA	IA	United HealthCare Services, Inc.	Ownership	100.000	UnitedHealth Group Incorporated		
.0707	UnitedHealth Group Incorporated	95710	39-1555888				UnitedHealthcare of Wisconsin, Inc.	WI	IA	UnitedHealthcare, Inc.	Ownership	100.000	UnitedHealth Group Incorporated		
		00000	98-1099116				UnitedHealthcare Parekh Insurance TPA Private Limited	IND	NIA	UnitedHealth International, Inc.	Influence	25.926	UnitedHealth Group Incorporated		5
.0707	UnitedHealth Group Incorporated	95378	36-3379945				UnitedHealthcare Plan of the River Valley, Inc.	IL	IA	UnitedHealthcare, Inc.	Ownership	100.000	UnitedHealth Group Incorporated		
		00000	47-0854646				UnitedHealthcare Service LLC	DE	NIA	UnitedHealthcare Insurance Company	Ownership	100.000	UnitedHealth Group Incorporated		
		00000	01-0518346				UnitedHealthcare Specialty Benefits, LLC	ME	NIA	Specialty Benefits, LLC	Ownership	100.000	UnitedHealth Group Incorporated		
		00000	41-1922511				UnitedHealthcare, Inc.	DE	NIA	United HealthCare Services, Inc.	Ownership	100.000	UnitedHealth Group Incorporated		
		00000	26-4219191				UpFront Insurance Agency, LLC	MN	NIA	Savvysherpa, LLC	Ownership	100.000	UnitedHealth Group Incorporated		
		00000	83-4657754				Upland Holdings, LLC	CA	NIA	NSC Upland, LLC	Ownership	58.990	UnitedHealth Group Incorporated		2
		00000	33-0812827				Upland Outpatient Surgical Center, L.P.	CA	NIA	NSC Upland, LLC	Ownership	51.000	UnitedHealth Group Incorporated		2
		00000	26-0382877				Urgent Care Holdings, Inc.	DE	NIA	Optum Clinics Intermediate Holdings, Inc.	Ownership	100.000	UnitedHealth Group Incorporated		
		00000	26-3667220				Urgent Care MSO, LLC	DE	NIA	Urgent Care Holdings, Inc.	Ownership	100.000	UnitedHealth Group Incorporated		
		00000	82-2400620				Urgent Care New York, P.C.	NY	NIA	Physician(s) owned	Influence	0.000	UnitedHealth Group Incorporated		4
		00000	75-2613230				Urology Associates of North Texas, P.L.L.C.	TX	NIA	USMD Affiliated Services	Ownership	100.000	UnitedHealth Group Incorporated		
		00000	75-2613230				Urology Associates of North Texas, P.L.L.C.	TX	NIA	USMD Affiliated Services	Influence	100.000	UnitedHealth Group Incorporated		5
		00000	20-3887008				USHEALTH Academy, Inc.	TX	NIA	USHEALTH Group, Inc.	Ownership	100.000	UnitedHealth Group Incorporated		
		00000	26-4163593				USHEALTH Administrators, LLC	DE	NIA	USHEALTH Group, Inc.	Ownership	100.000	UnitedHealth Group Incorporated		
		00000	26-3887598				USHEALTH Advisors, L.L.C.	TX	NIA	USHEALTH Group, Inc.	Ownership	100.000	UnitedHealth Group Incorporated		
		00000	75-2192748				USHEALTH Career Agency, Inc.	DE	NIA	USHEALTH Group, Inc.	Ownership	100.000	UnitedHealth Group Incorporated		
		00000	75-2225185				USHEALTH Funding, Inc.	DE	NIA	USHEALTH Group, Inc.	Ownership	100.000	UnitedHealth Group Incorporated		
		00000	73-1165000				USHEALTH Group, Inc.	DE	NIA	Golden Rule Financial Corporation	Ownership	100.000	UnitedHealth Group Incorporated		
		00000	20-8048861				USMD Administrative Services, L.L.C.	TX	NIA	USMD Inc.	Ownership	100.000	UnitedHealth Group Incorporated		
		00000	27-2956222				USMD Affiliated Services	TX	NIA	USMD Inc.	Ownership	100.000	UnitedHealth Group Incorporated		
		00000	84-2381722				USMD ASC IV1, LLC	TX	NIA	USMD PPM, LLC	Influence	20.000	UnitedHealth Group Incorporated		5
		00000	27-2866866				USMD Holdings, Inc.	DE	NIA	WellMed Medical Management, Inc.	Ownership	100.000	UnitedHealth Group Incorporated		
		00000	20-8050318				USMD Inc.	TX	NIA	USMD Holdings, Inc.	Ownership	100.000	UnitedHealth Group Incorporated		
		00000	73-1662757				USMD of Arlington GP, L.L.C.	TX	NIA	Physician(s) owned	Influence	0.000	UnitedHealth Group Incorporated		4
		00000	35-2446102				USMD PPM, LLC	TX	NIA	USMD Inc.	Ownership	100.000	UnitedHealth Group Incorporated		
		00000	98-1259657				V & L Medical Ltd.	CAN	NIA	UnitedHealthcare Global Canada Limited	Influence	100.000	UnitedHealth Group Incorporated		5
		00000	63-1182191				Valley Hospital, L.L.C.	VA	NIA	Surgery Center of Spokane, LLC	Ownership	50.000	UnitedHealth Group Incorporated		2
		00000	87-0757396				Valley Physicians Network, Inc.	CA	NIA	PrimeCare Medical Network, Inc.	Ownership	100.000	UnitedHealth Group Incorporated		
		00000	81-4629242				VERTA MANAGEMENT SERVICES, LLC	DE	NIA	SCA-VERTA, LLC	Ownership	50.000	UnitedHealth Group Incorporated		2
		00000	98-1444067				Vida Tres Internacional S.A.	CHL	NIA	Banmedica S.A.	Ownership	100.000	UnitedHealth Group Incorporated		
		00000	98-1443076				Vidaintegra S.A.	CHL	NIA	Banmedica S.A.	Ownership	100.000	UnitedHealth Group Incorporated		
		00000					Virtual Therapeutics Corporation	DE	NIA	United HealthCare Services, Inc.	Influence	33.000	UnitedHealth Group Incorporated		5
		00000					Vivify Health Canada, Inc.	CAN	NIA	Vivify Health, Inc.	Ownership	100.000	UnitedHealth Group Incorporated		
		00000	27-1348358				Vivify Health, Inc.	DE	NIA	OptumHealth Care Solutions, LLC	Ownership	100.000	UnitedHealth Group Incorporated		
		00000	36-3469841				Wauwatosa Outpatient Surgery Center, LLC	DE	NIA	Surgery Centers-West Holdings, LLC	Ownership	100.000	UnitedHealth Group Incorporated		
		00000	36-3469839				Wauwatosa Surgery Center, Limited Partnership	WI	NIA	Wauwatosa Outpatient Surgery Center, LLC	Ownership	51.000	UnitedHealth Group Incorporated		2
		00000	20-5429310				Wayland Square Surgicare Acquisition, L.P.	RI	NIA	Wayland Square Surgicare GP, Inc.	Ownership	99.000	UnitedHealth Group Incorporated		2
		00000	75-2500274				Wayland Square Surgicare GP, Inc.	RI	NIA	Surgery Center Holding, LLC	Ownership	100.000	UnitedHealth Group Incorporated		

ANNUAL STATEMENT FOR THE YEAR 2019 OF THE Oxford Health Plans (NJ), Inc.

SCHEDULE Y
PART 1A - DETAIL OF INSURANCE HOLDING COMPANY SYSTEM

1	2	3	4	5	6	7	8	9	10	11	12	13	14	15	16
Group Code	Group Name	NAIC Company Code	ID Number	Federal RSSD	CIK	Name of Securities Exchange if Publicly Traded (U.S. or International)	Names of Parent, Subsidiaries Or Affiliates	Domiciliary Location	Relationship to Reporting Entity	Directly Controlled by (Name of Entity/Person)	Type of Control (Ownership, Board, Management, Attorney-in-Fact, Influence, Other)	If Control is Ownership Provide Percentage	Ultimate Controlling Entity(ies)/Person(s)	Is an SCA Filing Required? (Y/N)	*
		.0000	46-2854394				Waypoint Minnesota PC	..MN	..NIA	Physician(s) owned	Influence	0.000	UnitedHealth Group Incorporated		.4
		.0000					WebInsure Benefits, LLC	..DE	..NIA	hCentive, Inc.	Ownership	100.000	UnitedHealth Group Incorporated		
		.0000	74-2574229				WellMed Medical Group, P.A.	..TX	..NIA	Physician(s) owned	Influence	0.000	UnitedHealth Group Incorporated		.4
		.0000	74-2797745				WellMed Medical Management of Florida, Inc.	..FL	..NIA	WellMed Medical Management, Inc.	Ownership	100.000	UnitedHealth Group Incorporated		
		.0000	74-2786364				WellMed Medical Management, Inc.	..TX	..NIA	Collaborative Care Holdings, LLC	Ownership	85.000	UnitedHealth Group Incorporated		.2
		.0000	35-2314192				WellMed Network of Florida, Inc.	..TX	..NIA	Physician(s) owned	Influence	0.000	UnitedHealth Group Incorporated		.4
		.0000	74-2889447				WellMed Networks, Inc.	..TX	..NIA	Physician(s) owned	Influence	0.000	UnitedHealth Group Incorporated		.4
		.0000	92-0183013				WellMed of Las Cruces, Inc.	..TX	..NIA	Physician(s) owned	Influence	0.000	UnitedHealth Group Incorporated		.4
		.0000	27-2809113				West Coast Endoscopy Holdings, LLC	..DE	..NIA	SCA Surgery Holdings, LLC	Ownership	100.000	UnitedHealth Group Incorporated		
		.0000	06-1521999				Western Connecticut Orthopedic Surgical Center, LLC	..CT	..NIA	SCA-Western Connecticut, LLC	Ownership	61.380	UnitedHealth Group Incorporated		.2
		.0000	45-0636596				WESTMED Practice Partners LLC	..DE	..NIA	Collaborative Care Holdings, LLC	Ownership	100.000	UnitedHealth Group Incorporated		
		.0000	83-3608739				WillowB Labs LLC	..DE	..NIA	OptumRx, Inc.	Ownership	100.000	UnitedHealth Group Incorporated		
		.0000					Wilmington ASC, LLC	..NC	..NIA	SCA-Wilmington, LLC	Ownership	100.000	UnitedHealth Group Incorporated		
		.0000	27-4816583				Wilson Creek Surgical Center, LLC	..TX	..NIA	THR-SCA Holdings, LLC	Ownership	0.000	UnitedHealth Group Incorporated		
		.0000	46-5548304				Winchester Endoscopy, LLC	..IL	..NIA	SCA-Winchester, LLC	Ownership	51.000	UnitedHealth Group Incorporated		.2
		.0000	62-1525776				Winter Park Surgery Center, L.P.	..TN	..NIA	SCA-Winter Park, Inc.	Influence	1.000	UnitedHealth Group Incorporated		.5
		.0000	62-1587564				Winter Park, LLC	..TN	..NIA	SCA-Winter Park, Inc.	Ownership	51.000	UnitedHealth Group Incorporated		.2
		.0000	45-2158334				WIND Medical, PLLC	..TX	..NIA	Physician(s) owned	Influence	0.000	UnitedHealth Group Incorporated		.4
		.0000	52-2102846				XLHealth Corporation	..MD	..NIA	United HealthCare Services, Inc.	Ownership	100.000	UnitedHealth Group Incorporated		.4
		.0000	98-1107695				XLHealth Corporation India Private Limited	..IND	..NIA	XLHealth Corporation	Ownership	99.998	UnitedHealth Group Incorporated		
		.0000	98-1107695				XLHealth Corporation India Private Limited	..IND	..NIA	UnitedHealth International, Inc.	Ownership	0.002	UnitedHealth Group Incorporated		
		.0000	46-3537245				XLHome Michigan, P.C.	..MI	..NIA	Physician(s) owned	Influence	0.000	UnitedHealth Group Incorporated		.4
		.0000	45-5530241				XLHome Northeast, P.C.	..NJ	..NIA	Physician(s) owned	Influence	0.000	UnitedHealth Group Incorporated		.4
		.0000	46-2931689				XLHome Oklahoma, Inc.	..OK	..NIA	Physician(s) owned	Influence	0.000	UnitedHealth Group Incorporated		.4
		.0000	27-3543997				XLHome, P.C.	..MD	..NIA	Physician(s) owned	Influence	0.000	UnitedHealth Group Incorporated		.4
		.0000	11-3764012				Your Health Options Insurance Services, Inc.	..CA	..NIA	PrimeCare Medical Network, Inc.	Ownership	100.000	UnitedHealth Group Incorporated		

Asterisk	Explanation
1	TBD - Majority and/or Minority or additional shareholder information will be disclosed in a future reporting period.
2	The remaining percentage is owned by either: 1) non-affiliated entity(ies), 2) external shareholders, 3) outside investors or 4) multiple sources.
3	Currently undergoing a liquidation procedure
4	Represents a physician or physicians' owned entity, where the entity is deemed to be influenced by the ultimate owner.
5	Represents a minority-owned entity (with respect to the ultimate owner), where the ultimate owner is deemed to have influence over the entity.

41.30

ANNUAL STATEMENT FOR THE YEAR 2019 OF THE Oxford Health Plans (NJ), Inc.

SCHEDULE Y

PART 2 - SUMMARY OF INSURER'S TRANSACTIONS WITH ANY AFFILIATES

1	2	3	4	5	6	7	8	9	10	11	12	13
NAIC Company Code	ID Number	Names of Insurers and Parent, Subsidiaries or Affiliates	Shareholder Dividends	Capital Contributions	Purchases, Sales or Exchanges of Loans, Securities, Real Estate, Mortgage Loans or Other Investments	Income/ (Disbursements) Incurred in Connection with Guarantees or Undertakings for the Benefit of any Affiliate(s)	Management Agreements and Service Contracts	Income/ (Disbursements) Incurred Under Reinsurance Agreements	*	Any Other Material Activity Not in the Ordinary Course of the Insurer's Business	Totals	Reinsurance Recoverable/ (Payable) on Losses and/or Reserve Credit Taken/(Liability)
	41-1913523	ACN Group IPA of New York, Inc.	0	0	0	0	831,902	0		0	831,902	0
	27-0015861	ACN Group of California, Inc.	(5,000,000)	0	0	0	10,765,570	0		0	5,765,570	0
82406	35-1665915	All Savers Insurance Company	(250,000,000)	0	0	0	(80,823,813)	(4,097)		0	(330,827,910)	(1,075)
73130	35-1744596	All Savers Life Insurance Company of California	0	0	0	0	(3,505)	0		0	(3,505)	0
52623	35-2108729	American Health Network of Indiana, LLC	0	0	0	0	0	0		0	0	0
	54-1743136	AmeriChoice Corporation	0	(150,000,000)	0	0	0	0		0	(150,000,000)	0
95497	22-3368602	AmeriChoice of New Jersey, Inc.	0	150,000,000	0	0	(323,024,551)	0		0	(173,024,551)	0
	86-0813232	Arizona Physicians IPA, Inc.	(60,000,000)	0	0	0	(792,818,137)	0		0	(852,818,137)	0
	30-0842394	AxelaCare Intermediate Holdings, LLC	0	0	0	0	239,137,554	0		0	239,137,554	0
	88-0267857	Behavioral Healthcare Options, Inc.	0	0	0	0	7,505,811	0		0	7,505,811	0
12558	45-4976934	Care Improvement Plus of Texas Insurance Company	(15,000,000)	0	0	0	(287,774,842)	0		0	(302,774,842)	0
12567	20-3888112	Care Improvement Plus South Central Insurance Company	(125,000,000)	0	0	0	(459,282,855)	(35)		0	(584,282,890)	0
14041	27-5038136	Care Improvement Plus Wisconsin Insurance Company	0	0	0	0	(66,336,006)	0		0	(66,336,006)	0
	52-1811176	DBP Services of New York IPA, Inc.	0	0	0	0	1,896,823	0		0	1,896,823	0
	52-1452809	Dental Benefit Providers of California, Inc.	(5,000,000)	0	0	0	(11,833,285)	0		0	(16,833,285)	0
52053	36-4008355	Dental Benefit Providers of Illinois, Inc.	0	0	0	0	2,387	0		0	2,387	0
	41-2014834	Dental Benefit Providers, Inc.	0	0	0	0	173,401,855	0		0	173,401,855	0
	75-1617708	Enterprise Life Insurance Company	0	0	0	0	(5,674,957)	27,517,754		0	21,842,797	(25,895,257)
	20-0087132	Excelsior Insurance Brokerage, Inc.	0	0	0	0	26,296	0		0	26,296	0
	61-1096685	Freedom Life Insurance Company of America	0	0	0	0	(91,049,301)	(26,402,999)		0	(117,452,300)	26,655,307
	20-3420886	Golden Outlook, Inc.	0	0	0	0	3,643,159	0		0	3,643,159	0
	37-0855360	Golden Rule Financial Corporation	0	0	0	0	0	0		0	0	0
62286	37-6028756	Golden Rule Insurance Company	(130,000,000)	0	0	0	(270,998,156)	0		0	(400,998,156)	0
	98-0213198	H&W Indemnity (SPC), Ltd.	0	0	0	0	0	1,015,101		0	1,015,101	37,639,788
79480	35-1279304	Harken Health Insurance Company	(10,000,000)	7,000,000	0	0	(9,005,632)	0		0	(12,005,632)	0
96342	88-0201035	Health Plan of Nevada, Inc.	(125,000,000)	0	0	0	(312,650,058)	(1,057,318)		0	(438,707,376)	(16,902)
	27-0277771	HealthMarkets Insurance Agency, Inc.	0	0	0	0	67,856,560	0		0	67,856,560	0
	46-1131431	HealthMarkets Services, Inc.	0	0	0	0	(24,058)	0		0	(24,058)	0
	75-2044750	HealthMarkets, Inc.	0	0	0	0	2,292,661	0		0	2,292,661	0
	45-3143218	Lifepoint East, Inc.	0	0	0	0	204,316,053	0		0	204,316,053	0
	27-2309024	LifePrint Health, Inc.	0	0	0	0	3,936,178,227	0		0	3,936,178,227	0
60321	52-1803283	MAMSI Life and Health Insurance Company	0	0	0	0	(18,943,523)	(3,270)		0	(18,946,793)	150
	95-4874334	March Vision Care Group, Incorporated	0	0	0	0	16,916,416	0		0	16,916,416	0
96310	52-1169135	MD-Individual Practice Association, Inc.	(25,000,000)	0	0	0	(18,767,069)	(252,665)		0	(44,019,734)	689
12756	20-3391186	Medica Health Plans of Florida, Inc.	0	0	0	0	12,339	0		0	12,339	0
12155	01-0788576	Medica HealthCare Plans, Inc.	(10,000,000)	0	0	0	(78,103,876)	0		0	(88,103,876)	0
	32-0037402	Medical Transportation Services, LLC	0	0	0	0	3,297,749	0		0	3,297,749	0

ANNUAL STATEMENT FOR THE YEAR 2019 OF THE Oxford Health Plans (NJ), Inc.

SCHEDULE Y

PART 2 - SUMMARY OF INSURER'S TRANSACTIONS WITH ANY AFFILIATES

1	2	3	4	5	6	7	8	9	10	11	12	13
NAIC Company Code	ID Number	Names of Insurers and Parent, Subsidiaries or Affiliates	Shareholder Dividends	Capital Contributions	Purchases, Sales or Exchanges of Loans, Securities, Real Estate, Mortgage Loans or Other Investments	Income/ (Disbursements) Incurred in Connection with Guarantees or Undertakings for the Benefit of any Affiliate(s)	Management Agreements and Service Contracts	Income/ (Disbursements) Incurred Under Reinsurance Agreements	*	Any Other Material Activity Not in the Ordinary Course of the Insurer's Business	Totals	Reinsurance Recoverable/ (Payable) on Losses and/or Reserve Credit Taken/(Liability)
66087	62-0724538	Mid-West National Life Insurance Company of Tennessee	0	0	0	0	(2,013,705)	187,607		0	(1,826,098)	2,181,537
	22-3935634	Monarch Health Plan, Inc.	0	0	0	0	0	2,322,695		0	2,322,695	(16,850)
	73-1187572	National Foundation Life Insurance Company	0	0	0	0	(13,280,773)	(1,114,755)		0	(14,395,528)	(760,050)
	47-2336925	National MedTrans, LLC	0	0	0	0	16,941,632	0		0	16,941,632	0
95251	76-0196559	National Pacific Dental, Inc.	(1,500,000)	0	0	0	(1,023,753)	0		0	(2,523,753)	0
95123	65-0996107	Neighborhood Health Partnership, Inc.	(17,500,000)	0	0	0	(99,148,788)	0		0	(116,648,788)	0
95758	88-0228572	Nevada Pacific Dental	0	0	0	0	(407,373)	0		0	(407,373)	0
	72-1267232	New Orleans Regional Physician Hospital Organization, L.L.C.	0	0	0	0	1,032,941,002	0		0	1,032,941,002	0
	84-1250135	New West Physicians, Inc.	0	0	0	0	35,237	0		0	35,237	0
96940	52-1518174	Optimum Choice, Inc.	0	0	0	0	(33,048,135)	(301,618)		0	(33,349,753)	66
69647	31-0628424	Optum Insurance of Ohio, Inc.	(35,000,000)	0	0	0	(10,403,347)	0		0	(45,403,347)	0
11068	30-0029448	Optum Networks of New Jersey, Inc.	0	15,000,000	0	0	(1,474,935)	0		0	13,525,065	0
	46-2385459	OptumCare Health Plan of California, Inc.	0	0	0	0	384,860,805	0		0	384,860,805	0
	95-4509662	OptumCare Management, LLC	0	0	0	0	0	0		0	0	0
	13-4138668	OptumCare New York IPA, Inc.	0	0	0	0	120,120,784	0		0	120,120,784	0
	41-1591944	OptumHealth Care Solutions, LLC	0	0	0	0	198,320,603	0		0	198,320,603	0
	41-1858498	OptumInsight, Inc.	0	0	0	0	334,759,444	0		0	334,759,444	0
	33-0441200	OptumRx, Inc.	0	0	0	0	8,200,488,453	0		0	8,200,488,453	0
	13-3818652	OrthoNet LLC	0	0	0	0	7,141,187	0		0	7,141,187	0
78026	22-2797560	Oxford Health Insurance, Inc.	(270,000,000)	0	0	0	(1,106,633,634)	(885,931)		0	(1,377,519,565)	181,534
96798	06-1181201	Oxford Health Plans (CT), Inc.	(80,000,000)	0	0	0	(402,673,737)	(1,750,301)		0	(484,424,038)	893
95506	22-2745725	Oxford Health Plans (NJ), Inc.	(40,000,000)	0	0	0	(341,358,500)	535,333		0	(380,823,167)	6,110
95479	06-1181200	Oxford Health Plans (NY), Inc.	0	0	0	0	(133,288,950)	0		0	(133,288,950)	0
	52-2443751	Oxford Health Plans LLC	0	0	0	0	0	0		0	0	0
70785	35-1137395	PacifiCare Life and Health Insurance Company	0	0	0	0	(1,215,200)	136		0	(1,215,064)	12,426
84506	95-2829463	PacifiCare Life Assurance Company	0	5,000,000	0	0	(5,378,343)	0		0	(378,343)	0
95617	94-3267522	PacifiCare of Arizona, Inc.	(6,000,000)	0	0	0	(10,110,394)	(511)		0	(16,110,905)	0
95434	84-1011378	PacifiCare of Colorado, Inc.	(138,000,000)	0	0	0	(1,940,818,440)	(5,378,144)		0	(2,084,196,584)	0
95685	86-0875231	PacifiCare of Nevada, Inc.	0	0	0	0	(83,052)	(36)		0	(83,088)	0
	20-5662149	Peoples Health, Inc.	0	0	0	0	(1,034,344,032)	0		0	(1,034,344,032)	0
11494	04-3677255	Physicians Health Choice of Texas, LLC	0	20,000,000	0	0	(730,642,989)	12,049		0	(710,630,940)	2,287
11176	65-0885893	Preferred Care Partners, Inc.	(66,000,000)	0	0	0	(811,175,451)	0		0	(877,175,451)	0
	33-0607478	PrimeCare Medical Network, Inc.	(60,000,000)	0	0	0	288,337,094	0		0	228,337,094	0
	87-0757397	PrimeCare of Citrus Valley, Inc.	0	0	0	0	(650)	0		0	(650)	0
	33-0674407	PrimeCare of Corona, Inc.	0	0	0	0	(300)	0		0	(300)	0
	33-0674401	PrimeCare of Hemet Valley, Inc.	0	0	0	0	(100)	0		0	(100)	0
	33-0674408	PrimeCare of Inland Valley, Inc.	0	0	0	0	(8,517)	0		0	(8,517)	0
	33-0674400	PrimeCare of Redlands, Inc.	0	0	0	0	(200)	0		0	(200)	0
	33-0674404	PrimeCare of Riverside, Inc.	0	0	0	0	(1,630)	0		0	(1,630)	0

ANNUAL STATEMENT FOR THE YEAR 2019 OF THE Oxford Health Plans (NJ), Inc.

SCHEDULE Y

PART 2 - SUMMARY OF INSURER'S TRANSACTIONS WITH ANY AFFILIATES

1	2	3	4	5	6	7	8	9	10	11	12	13
NAIC Company Code	ID Number	Names of Insurers and Parent, Subsidiaries or Affiliates	Shareholder Dividends	Capital Contributions	Purchases, Sales or Exchanges of Loans, Securities, Real Estate, Mortgage Loans or Other Investments	Income/ (Disbursements) Incurred in Connection with Guarantees or Undertakings for the Benefit of any Affiliate(s)	Management Agreements and Service Contracts	Income/ (Disbursements) Incurred Under Reinsurance Agreements	*	Any Other Material Activity Not in the Ordinary Course of the Insurer's Business	Totals	Reinsurance Recoverable/ (Payable) on Losses and/or Reserve Credit Taken/(Liability)
	14-1915328	PrimeCare of San Bernardino, Inc.	0	0	0	0	(39)	0		0	(39)	0
	33-0674409	PrimeCare of Temecula, Inc.	0	0	0	0	(360)	0		0	(360)	0
95482	84-0614905	Rocky Mountain Health Maintenance Organization, Incorporated	(7,400,000)	0	0	0	(86,249,895)	(215,156)		0	(93,865,051)	0
71420	94-0734860	Sierra Health and Life Insurance Company, Inc.	(300,000,000)	0	0	0	(3,195,084,717)	(95,670)		0	(3,495,180,387)	(95,098)
	88-0201420	Southwest Medical Associates, Inc.	0	0	0	0	193,559,151	0		0	193,559,151	0
	71-0886811	Spectera of New York, IPA, Inc.	0	0	0	0	28,280	0		0	28,280	0
	52-1260282	Spectera, Inc.	0	0	0	0	54,868,866	0		0	54,868,866	0
84549	38-2044243	Symphonix Health Insurance, Inc.	(25,000,000)	0	0	0	(116,224,037)	0		0	(141,224,037)	0
	30-0445773	TeamMD Physicians, P.C.	0	0	0	0	2,986,206	0		0	2,986,206	0
61832	52-0676509	The Chesapeake Life Insurance Company	0	0	0	0	(92,359,399)	0		0	(92,359,399)	0
	94-3077084	U.S. Behavioral Health Plan, California	0	20,000,000	0	0	106,433,157	0		0	126,433,157	0
	95-2931460	UHC of California	(200,000,000)	0	0	0	(1,514,633,162)	0		0	(1,714,633,162)	0
91529	52-1996029	Unimerica Insurance Company	(73,000,000)	0	0	0	(29,740,956)	(1,351,023)		0	(104,091,979)	(415,920)
11596	01-0637149	Unimerica Life Insurance Company of New York	0	0	0	0	(1,724,019)	0		0	(1,724,019)	0
	20-5917714	Unison Health Plan of Delaware, Inc.	(10,000,000)	0	0	0	90,804	0		0	(9,909,196)	0
	94-2649097	United Behavioral Health	0	0	0	0	1,955,369,584	0		0	1,955,369,584	0
	41-1868911	United Behavioral Health of New York, I.P.A., Inc.	0	0	0	0	2,003,273	0		0	2,003,273	0
	75-2583080	United Group Reinsurance, Inc.	0	0	0	0	0	(187,607)		0	(187,607)	(2,181,537)
	41-1289245	United HealthCare Services, Inc.	5,016,754,273	(163,000,000)	0	0	13,054,548,663	0		0	17,908,302,936	0
	41-1321939	UnitedHealth Group Incorporated	620,500,000	0	0	0	2,160,887,138	0		0	2,781,387,138	0
95174	33-0115163	UnitedHealthcare Benefits of Texas, Inc.	(74,000,000)	0	0	0	(2,795,305,174)	(4,059,682)		0	(2,873,364,856)	15,891
	47-3221444	UnitedHealthcare Benefits Plan of California	0	0	0	0	(83,009)	0		0	(83,009)	0
	46-4348775	UnitedHealthcare Community Plan of California, Inc.	0	0	0	0	(12,300,577)	0		0	(12,300,577)	0
13168	26-2688274	UnitedHealthcare Community Plan of Georgia, Inc.	0	0	0	0	5,349	0		0	5,349	0
12323	56-2451429	UnitedHealthcare Community Plan of Ohio, Inc.	(50,000,000)	0	0	0	(556,223,987)	(3,756,091)		0	(609,980,078)	18,409,942
11141	91-2008361	UnitedHealthcare Community Plan of Texas, L.L.C.	0	10,000,000	0	0	(325,052,808)	214,587		0	(314,838,221)	244,410
95467	38-3204052	UnitedHealthcare Community Plan, Inc.	(25,000,000)	0	0	0	(158,919,820)	625,550		0	(183,294,270)	1,197,835
79413	36-2739571	UnitedHealthcare Insurance Company	(2,511,554,273)	0	0	0	(10,420,162,768)	95,420,329		0	(12,836,296,712)	(545,438,407)
60318	36-3800349	UnitedHealthcare Insurance Company of Illinois	(70,000,000)	0	0	0	(147,429,115)	(107,273)		0	(217,536,388)	2,620
60093	11-3283886	UnitedHealthcare Insurance Company of New York	0	0	0	0	(570,144,332)	(60,535,970)		0	(630,680,302)	320,773,851
12231	20-1902768	UnitedHealthcare Insurance Company of the River Valley	(15,000,000)	0	0	0	(267,307,621)	(206,693)		0	(282,514,314)	(73,774)

ANNUAL STATEMENT FOR THE YEAR 2019 OF THE Oxford Health Plans (NJ), Inc.

SCHEDULE Y

PART 2 - SUMMARY OF INSURER'S TRANSACTIONS WITH ANY AFFILIATES

1	2	3	4	5	6	7	8	9	10	11	12	13
NAIC Company Code	ID Number	Names of Insurers and Parent, Subsidiaries or Affiliates	Shareholder Dividends	Capital Contributions	Purchases, Sales or Exchanges of Loans, Securities, Real Estate, Mortgage Loans or Other Investments	Income/ (Disbursements) Incurred in Connection with Guarantees or Undertakings for the Benefit of any Affiliate(s)	Management Agreements and Service Contracts	Income/ (Disbursements) Incurred Under Reinsurance Agreements	*	Any Other Material Activity Not in the Ordinary Course of the Insurer's Business	Totals	Reinsurance Recoverable/ (Payable) on Losses and/or Reserve Credit Taken/(Liability)
	86-0618309	UnitedHealthcare Integrated Services, Inc.	.0	.0	.0	.0	487,433	.0		0	487,433	0
97179	86-0207231	UnitedHealthcare Life Insurance Company	(35,500,000)	.0	.0	.0	(41,950,501)	(136)		0	(77,450,637)	(12,426)
95784	63-0899562	UnitedHealthcare of Alabama, Inc.	(20,000,000)	.0	.0	.0	(33,188,123)	(156,426)		0	(53,344,549)	0
96016	86-0507074	UnitedHealthcare of Arizona, Inc.	(10,000,000)	.0	.0	.0	(10,927,193)	(115,019)		0	(21,042,212)	0
95446	63-1036819	UnitedHealthcare of Arkansas, Inc.	.0	.0	.0	.0	(24,548,595)	(131,877)		0	(24,680,472)	0
95090	84-1004639	UnitedHealthcare of Colorado, Inc.	(1,500,000)	.0	.0	.0	(17,378,506)	(112,421)		0	(18,990,927)	0
95264	59-1293865	UnitedHealthcare of Florida, Inc.	(75,000,000)	.0	.0	.0	(327,485,979)	(2,069,007)		0	(404,554,986)	0
95850	58-1653544	UnitedHealthcare of Georgia, Inc.	.0	.0	.0	.0	(48,892,800)	(333,987)		0	(49,226,787)	0
95776	36-3280214	UnitedHealthcare of Illinois, Inc.	(10,000,000)	.0	.0	.0	(20,634,308)	(171,252)		0	(30,805,560)	2
96644	62-1240316	UnitedHealthcare of Kentucky, Ltd.	(1,800,000)	10,000,000	.0	.0	(20,497,697)	(175,111)		0	(12,472,808)	0
95833	72-1074008	UnitedHealthcare of Louisiana, Inc.	.0	.0	.0	.0	(248,424,305)	(2,679,550)		0	(251,103,855)	(1,245)
95716	63-1036817	UnitedHealthcare of Mississippi, Inc.	(20,000,000)	.0	.0	.0	(118,390,855)	(172,330)		0	(138,563,185)	27,804
95149	05-0413469	UnitedHealthcare of New England, Inc.	.0	.0	.0	.0	(307,283,023)	(2,338,532)		0	(309,621,555)	1,201,427
13214	26-2697886	UnitedHealthcare of New Mexico, Inc.	(50,000,000)	.0	.0	.0	(14,295,511)	.0		0	(64,295,511)	0
95085	06-1172891	UnitedHealthcare of New York, Inc.	.0	.0	.0	.0	(897,178,488)	.0		0	(897,178,488)	0
95103	56-1461010	UnitedHealthcare of North Carolina, Inc.	.0	76,000,000	.0	.0	(57,681,443)	(571,020)		0	(17,747,537)	0
95186	31-1142815	UnitedHealthcare of Ohio, Inc.	(26,000,000)	.0	.0	.0	(6,492,161)	(52,331)		0	(32,544,492)	0
96903	33-0115166	UnitedHealthcare of Oklahoma, Inc.	(26,500,000)	.0	.0	.0	(84,429,758)	.0		0	(110,929,758)	0
95893	93-0938819	UnitedHealthcare of Oregon, Inc.	(43,500,000)	.0	.0	.0	(269,382,516)	.0		0	(312,882,516)	0
95220	25-1756858	UnitedHealthcare of Pennsylvania, Inc.	.0	.0	.0	.0	(200,888,351)	(1,202,724)		0	(202,091,075)	0
95765	95-3939697	UnitedHealthcare of Texas, Inc.	.0	.0	.0	.0	(16,885,444)	(170,100)		0	(17,055,544)	7
95025	52-1130183	UnitedHealthcare of the Mid-Atlantic, Inc.	.0	.0	.0	.0	(245,504,594)	(1,800,228)		0	(247,304,822)	16
95591	47-0676824	UnitedHealthcare of the Midlands, Inc.	(110,000,000)	.0	.0	.0	(714,307,230)	(14,332,541)		0	(838,639,771)	0
96385	43-1361841	UnitedHealthcare of the Midwest, Inc.	(25,000,000)	.0	.0	.0	(413,435,486)	21,681,958		0	(416,753,528)	166,353,595
95501	41-1488563	UnitedHealthcare of Utah, Inc.	(7,500,000)	.0	.0	.0	(865,597,213)	(901,799)		0	(873,999,012)	0
48038	91-1312551	UnitedHealthcare of Washington, Inc.	(15,000,000)	.0	.0	.0	(185,348,633)	.0		0	(200,348,633)	0
95710	39-1555888	UnitedHealthcare of Wisconsin, Inc.	(325,000,000)	.0	.0	.0	(1,528,685,480)	(9,657,936)		0	(1,863,343,416)	354
95378	36-3379945	UnitedHealthcare Plan of the River Valley, Inc.	.0	.0	.0	.0	(558,444,080)	(4,721,927)		0	(563,166,007)	0
	47-0854646	UnitedHealthcare Service LLC	.0	.0	.0	.0	971,462	.0		0	971,462	0
	01-0518346	UnitedHealthcare Specialty Benefits, LLC	.0	.0	.0	.0	40,855	.0		0	40,855	0
	73-1165000	USHEALTH Group, Inc.	.0	.0	.0	.0	102,810,105	.0		0	102,810,105	0
	35-2314192	WellMed Network of Florida, Inc.	.0	.0	.0	.0	1,014,473,684	.0		0	1,014,473,684	0
	74-2889447	WellMed Networks, Inc.	.0	.0	.0	.0	3,171,161,007	.0		0	3,171,161,007	0
9999999	Control Totals		0	0	0	0	0	0	XXX	0	0	0

42.3

SUPPLEMENTAL EXHIBITS AND SCHEDULES INTERROGATORIES

The following supplemental reports are required to be filed as part of your statement filing unless specifically waived by the domiciliary state. However, in the event that your domiciliary state waives the filing requirement, your response of WAIVED to the specific interrogatory will be accepted in lieu of filing a "NONE" report and a bar code will be printed below. If the supplement is required of your company but is not being filed for whatever reason enter SEE EXPLANATION and provide an explanation following the interrogatory questions.

	Responses
MARCH FILING	
1. Will the Supplemental Compensation Exhibit be filed with the state of domicile by March 1?	YES
2. Will an actuarial opinion be filed by March 1?	YES
3. Will the confidential Risk-based Capital Report be filed with the NAIC by March 1?.....	YES
4. Will the confidential Risk-based Capital Report be filed with the state of domicile, if required, by March 1?.....	YES
APRIL FILING	
5. Will Management's Discussion and Analysis be filed by April 1?	YES
6. Will the Supplemental Investment Risks Interrogatories be filed by April 1?	YES
7. Will the Accident and Health Policy Experience Exhibit be filed by April 1?	YES
JUNE FILING	
8. Will an audited financial report be filed by June 1?	YES
9. Will Accountant's Letter of Qualifications be filed with the state of domicile and electronically with the NAIC by June 1?	YES









AUGUST FILING	
10. Will the regulator-only (non-public) Communication of Internal Control Related Matters Noted in Audit be filed with the state of domicile and electronically with the NAIC (as a regulator-only non-public document) by August 1?	YES

The following supplemental reports are required to be filed as part of your annual statement filing **if your company is engaged in the type of business covered by the supplement. However, in the event that your company does not transact the type of business for which the special report must be filed, your response of NO to the specific interrogatory will be accepted in lieu of filing a "NONE" report and a bar code will be printed below.** If the supplement is required of your company but is not being filed for whatever reason enter SEE EXPLANATION and provide an explanation following the interrogatory questions.

MARCH FILING	
11. Will the Medicare Supplement Insurance Experience Exhibit be filed with the state of domicile and the NAIC by March 1?	NO
12. Will the Supplemental Life data due March 1 be filed with the state of domicile and the NAIC?	NO
13. Will Schedule SIS (Stockholder Information Supplement) be filed with the state of domicile by March 1?.....	NO
14. Will the actuarial opinion on participating and non-participating policies as required in Interrogatories 1 and 2 on Exhibit 5 to Life Supplement be filed with the state of domicile and electronically with the NAIC by March 1?.....	NO
15. Will the actuarial opinion on non-guaranteed elements as required in Interrogatory 3 to Exhibit 5 to Life Supplement be filed with the state of domicile and electronically with the NAIC by March 1?.....	NO
16. Will the Medicare Part D Coverage Supplement be filed with the state of domicile and the NAIC by March 1?.....	NO
17. Will an approval from the reporting entity's state of domicile for relief related to the five-year rotation requirement for lead audit partner be filed electronically with the NAIC by March 1?	NO
18. Will an approval from the reporting entity's state of domicile for relief related to the one-year cooling off period for independent CPA be filed electronically with the NAIC by March 1?	NO
19. Will an approval from the reporting entity's state of domicile for relief related to the Requirements for Audit Committees be filed electronically with the NAIC by March 1?.....	NO
APRIL FILING	
20. Will the Long-Term Care Experience Reporting Forms be filed with the state of domicile and the NAIC by April 1?	NO
21. Will the Supplemental Life data due April 1 be filed with the state of domicile and the NAIC?	NO
22. Will the Supplemental Health Care Exhibit (Parts 1, 2 and 3) be filed with the state of domicile and the NAIC by April 1?	YES
23. Will the regulator only (non-public) Supplemental Health Care Exhibit's Expense Allocation Report be filed with the state of domicile and the NAIC by April 1?	YES
24. Will the Life, Health & Annuity Guaranty Association Model Act Assessment Base Reconciliation Exhibit be filed with the state of domicile and the NAIC by April 1?	YES
25. Will the Adjustments to the Life, Health & Annuity Guaranty Association Model Act Assessment Base Reconciliation Exhibit (if required) be filed with the state of domicile and the NAIC by April 1?	YES
AUGUST FILING	
26. Will Management's Report of Internal Control Over Financial Reporting be filed with the state of domicile by August 1?	YES

- Explanations:
- 11.
 - 12.
 - 13.
 - 14.
 - 15.
 - 16.
 - 17.
 - 18.
 - 19.
 - 20.
 - 21.

Bar Codes:

11. Medicare Supplement Insurance Experience Exhibit [Document Identifier 360]	
12. Life Supplement [Document Identifier 205]	
13. SIS Stockholder Information Supplement [Document Identifier 420]	
14. Participating Opinion for Exhibit 5 [Document Identifier 371]	
15. Non-Guaranteed Opinion for Exhibit 5 [Document Identifier 370]	
16. Medicare Part D Coverage Supplement [Document Identifier 365]	
17. Relief from the five-year rotation requirement for lead audit partner [Document Identifier 224]	
18. Relief from the one-year cooling off period for independent CPA [Document Identifier 225]	

SUPPLEMENTAL EXHIBITS AND SCHEDULES INTERROGATORIES

19. Relief from the Requirements for Audit Committees [Document Identifier 226]



20. Long-Term Care Experience Reporting Forms [Document Identifier 306]



21. Life Supplement [Document Identifier 211]



ALPHABETICAL INDEX

ANNUAL STATEMENT BLANK

Analysis of Operations By Lines of Business	7
Assets	2
Cash Flow	6
Exhibit 1 - Enrollment By Product Type for Health Business Only	17
Exhibit 2 - Accident and Health Premiums Due and Unpaid	18
Exhibit 3 - Health Care Receivables	19
Exhibit 3A - Analysis of Health Care Receivables Collected and Accrued	20
Exhibit 4 - Claims Unpaid and Incentive Pool, Withhold and Bonus	21
Exhibit 5 - Amounts Due From Parent, Subsidiaries and Affiliates	22
Exhibit 6 - Amounts Due To Parent, Subsidiaries and Affiliates	23
Exhibit 7 - Part 1 - Summary of Transactions With Providers	24
Exhibit 7 - Part 2 - Summary of Transactions With Intermediaries	24
Exhibit 8 - Furniture, Equipment and Supplies Owned	25
Exhibit of Capital Gains (Losses)	15
Exhibit of Net Investment Income	15
Exhibit of Nonadmitted Assets	16
Exhibit of Premiums, Enrollment and Utilization (State Page)	30
Five-Year Historical Data	29
General Interrogatories	27
Jurat Page	1
Liabilities, Capital and Surplus	3
Notes To Financial Statements	26
Overflow Page For Write-ins	44
Schedule A - Part 1	E01
Schedule A - Part 2	E02
Schedule A - Part 3	E03
Schedule A - Verification Between Years	SI02
Schedule B - Part 1	E04
Schedule B - Part 2	E05
Schedule B - Part 3	E06
Schedule B - Verification Between Years	SI02
Schedule BA - Part 1	E07
Schedule BA - Part 2	E08
Schedule BA - Part 3	E09
Schedule BA - Verification Between Years	SI03
Schedule D - Part 1	E10
Schedule D - Part 1A - Section 1	SI05
Schedule D - Part 1A - Section 2	SI08
Schedule D - Part 2 - Section 1	E11
Schedule D - Part 2 - Section 2	E12
Schedule D - Part 3	E13
Schedule D - Part 4	E14
Schedule D - Part 5	E15
Schedule D - Part 6 - Section 1	E16
Schedule D - Part 6 - Section 2	E16
Schedule D - Summary By Country	SI04
Schedule D - Verification Between Years	SI03
Schedule DA - Part 1	E17
Schedule DA - Verification Between Years	SI10
Schedule DB - Part A - Section 1	E18
Schedule DB - Part A - Section 2	E19
Schedule DB - Part A - Verification Between Years	SI11
Schedule DB - Part B - Section 1	E20
Schedule DB - Part B - Section 2	E21
Schedule DB - Part B - Verification Between Years	SI11
Schedule DB - Part C - Section 1	SI12
Schedule DB - Part C - Section 2	SI13
Schedule DB - Part D - Section 1	E22
Schedule DB - Part D - Section 2	E23
Schedule DB - Part E	E24
Schedule DB - Verification	SI14
Schedule DL - Part 1	E25
Schedule DL - Part 2	E26
Schedule E - Part 1 - Cash	E27
Schedule E - Part 2 - Cash Equivalents	E28
Schedule E - Part 2 - Verification Between Years	SI15
Schedule E - Part 3 - Special Deposits	E29

ANNUAL STATEMENT BLANK (Continued)

Schedule S - Part 1 - Section 2	31
Schedule S - Part 2	32
Schedule S - Part 3 - Section 2	33
Schedule S - Part 4	34
Schedule S - Part 5	35
Schedule S - Part 6	36
Schedule S - Part 7	37
Schedule T - Part 2 - Interstate Compact	39
Schedule T - Premiums and Other Considerations	38
Schedule Y - Information Concerning Activities of Insurer Members of a Holding Company Group	40
Schedule Y - Part 1A - Detail of Insurance Holding Company System	41
Schedule Y - Part 2 - Summary of Insurer's Transactions With Any Affiliates	42
Statement of Revenue and Expenses	4
Summary Investment Schedule	SI01
Supplemental Exhibits and Schedules Interrogatories	43
Underwriting and Investment Exhibit - Part 1	8
Underwriting and Investment Exhibit - Part 2	9
Underwriting and Investment Exhibit - Part 2A	10
Underwriting and Investment Exhibit - Part 2B	11
Underwriting and Investment Exhibit - Part 2C	12
Underwriting and Investment Exhibit - Part 2D	13
Underwriting and Investment Exhibit - Part 3	14