



HEALTH ANNUAL STATEMENT

FOR THE YEAR ENDED DECEMBER 31, 2020
OF THE CONDITION AND AFFAIRS OF THE

Cigna HealthCare of New Jersey, Inc.

NAIC Group Code 0901 0901 NAIC Company Code 95500 Employer's ID Number 22-2720890
(Current) (Prior)

Organized under the Laws of New Jersey, State of Domicile or Port of Entry NJ

Country of Domicile United States of America

Licensed as business type: Health Maintenance Organization

Is HMO Federally Qualified? Yes [] No [X]

Incorporated/Organized 09/30/1986 Commenced Business 02/01/1988

Statutory Home Office 499 Washington Boulevard, 5th Floor, Jersey City, NJ, US 07310-1608
(Street and Number) (City or Town, State, Country and Zip Code)

Main Administrative Office 900 Cottage Grove Road
(Street and Number)
Bloomfield, CT, US 06002, 860-226-6000
(City or Town, State, Country and Zip Code) (Area Code) (Telephone Number)

Mail Address 900 Cottage Grove Road, Bloomfield, CT, US 06002
(Street and Number or P.O. Box) (City or Town, State, Country and Zip Code)

Primary Location of Books and Records 900 Cottage Grove Road
(Street and Number)
Bloomfield, CT, US 06002, 860-226-6000
(City or Town, State, Country and Zip Code) (Area Code) (Telephone Number)

Internet Website Address www.cigna.com

Statutory Statement Contact John Satkowski, 860-226-5634
(Name) (Area Code) (Telephone Number)
John.Satkowski@cigna.com, 860-226-6792
(E-mail Address) (FAX Number)

OFFICERS

President David Kobus # Treasurer Scott Ronald Lambert

OTHER

<u>Thomas John Garvey, Vice President</u>	<u>Glenn Michael Gerhard, Vice President</u>	<u>Daniel Jules Nicoll, Vice President</u>
<u>Mark Paul Fleming, Vice President</u>	<u>Joanne Ruth Hart, Vice President</u>	<u>Michael Todd Crompton, Vice President</u>
<u>Kathleen M O'Neil, Vice President</u>	<u>Timothy Sheridan, Vice President</u>	

DIRECTORS OR TRUSTEES

<u>Kathleen M O'Neil</u>	<u>Peter Wesley McCauley, M.D.</u>	
--------------------------	------------------------------------	--

State of Connecticut SS:
 County of Hartford

The officers of this reporting entity being duly sworn, each depose and say that they are the described officers of said reporting entity, and that on the reporting period stated above, all of the herein described assets were the absolute property of the said reporting entity, free and clear from any liens or claims thereon, except as herein stated, and that this statement, together with related exhibits, schedules and explanations therein contained, annexed or referred to, is a full and true statement of all the assets and liabilities and of the condition and affairs of the said reporting entity as of the reporting period stated above, and of its income and deductions therefrom for the period ended, and have been completed in accordance with the NAIC Annual Statement Instructions and Accounting Practices and Procedures manual except to the extent that: (1) state law may differ; or, (2) that state rules or regulations require differences in reporting not related to accounting practices and procedures, according to the best of their information, knowledge and belief, respectively. Furthermore, the scope of this attestation by the described officers also includes the related corresponding electronic filing with the NAIC, when required, that is an exact copy (except for formatting differences due to electronic filing) of the enclosed statement. The electronic filing may be requested by various regulators in lieu of or in addition to the enclosed statement.

Kathleen M O'Neil
 Vice President

Scott Ronald Lambert
 Vice President & Treasurer

Subscribed and sworn to before me this _____ day of _____

- a. Is this an original filing? Yes [X] No []
- b. If no,
1. State the amendment number.....
 2. Date filed
 3. Number of pages attached.....

EXHIBIT 2 - ACCIDENT AND HEALTH PREMIUMS DUE AND UNPAID

1 Name of Debtor	2 1 - 30 Days	3 31 - 60 Days	4 61 - 90 Days	5 Over 90 Days	6 Nonadmitted	7 Admitted
0199999 Total individuals..... Group Subscribers:						0
0299997. Group subscriber subtotal	0	0	0	0	0	0
0299998. Premiums due and unpaid not individually listed	1,302	0	0	0	0	1,302
0299999. Total group	1,302	0	0	0	0	1,302
0399999. Premiums due and unpaid from Medicare entities						
0499999. Premiums due and unpaid from Medicaid entities						
.....						
.....						
.....						
.....						
.....						
.....						
.....						
.....						
.....						
.....						
.....						
.....						
.....						
0599999 Accident and health premiums due and unpaid (Page 2, Line 15)	1,302	0	0	0	0	1,302

EXHIBIT 3 - HEALTH CARE RECEIVABLES

1 Name of Debtor	2 1 - 30 Days	3 31 - 60 Days	4 61 - 90 Days	5 Over 90 Days	6 Nonadmitted	7 Admitted
0199998. Aggregate Pharmaceutical Rebate Receivables Not Individually Listed	9,318	0	0	0	2	9,316
0199999. Total Pharmaceutical Rebate Receivables	9,318	0	0	0	2	9,316
0299998. Aggregate Claim Overpayment Receivables Not Individually Listed						
0299999. Total Claim Overpayment Receivables	0	0	0	0	0	0
0399998. Aggregate Loans and Advances to Providers Not Individually Listed						
0399999. Total Loans and Advances to Providers	0	0	0	0	0	0
0499998. Aggregate Capitation Arrangement Receivables Not Individually Listed						
0499999. Total Capitation Arrangement Receivables	0	0	0	0	0	0
0599998. Aggregate Risk Sharing Receivables Not Individually Listed						
0599999. Total Risk Sharing Receivables	0	0	0	0	0	0
0699998. Aggregate Other Receivables Not Individually Listed						
0699999. Total Other Receivables	0	0	0	0	0	0
0799999 Gross health care receivables	9,318	0	0	0	2	9,316

EXHIBIT 3A - ANALYSIS OF HEALTH CARE RECEIVABLES COLLECTED AND ACCRUED

Type of Health Care Receivable	Health Care Receivables Collected During the Year		Health Care Receivables Accrued as of December 31 of Current Year		5 Health Care Receivables in Prior Years (Columns 1 + 3)	6 Estimated Health Care Receivables Accrued as of December 31 of Prior Year
	1 On Amounts Accrued Prior to January 1 of Current Year	2 On Amounts Accrued During the Year	3 On Amounts Accrued December 31 of Prior Year	4 On Amounts Accrued During the Year		
1. Pharmaceutical rebate receivables				9,318	0	5,714
2. Claim overpayment receivables					0	0
3. Loans and advances to providers					0	0
4. Capitation arrangement receivables					0	0
5. Risk sharing receivables					0	0
6. Other health care receivables.....					0	0
7. Totals (Lines 1 through 6)	0	0	0	9,318	0	5,714

Note that the accrued amounts in Columns 3, 4, and 6 are the total health care receivables, not just the admitted portion.

EXHIBIT 4 - CLAIMS UNPAID AND INCENTIVE POOL, WITHHOLD AND BONUS (Reported and Unreported)

Aging Analysis of Unpaid Claims

1 Account	2 1 - 30 Days	3 31 - 60 Days	4 61 - 90 Days	5 91 - 120 Days	6 Over 120 Days	7 Total
Claims Unpaid (Reported)						
0199999. Individually listed claims unpaid	0	0	0	0	0	0
0299999. Aggregate accounts not individually listed- uncovered						0
0399999. Aggregate accounts not individually listed-covered						0
0499999. Subtotals	0	0	0	0	0	0
0599999. Unreported claims and other claim reserves						45,750
0699999. Total amounts withheld						
0799999. Total claims unpaid						45,750
.....						
.....						
.....						
.....						
.....						
.....						
.....						
.....						
.....						
.....						
.....						
.....						
.....						
.....						
.....						
0899999 Accrued medical incentive pool and bonus amounts						

EXHIBIT 5 - AMOUNTS DUE FROM PARENT, SUBSIDIARIES AND AFFILIATES

1 Name of Affiliate	2 1 - 30 Days	3 31 - 60 Days	4 61 - 90 Days	5 Over 90 Days	6 Nonadmitted	Admitted	
						7 Current	8 Non-Current
CIGNA Health Corporation	250,504	0	0	0	0	250,504	0
0199999. Individually listed receivables	250,504	0	0	0	0	250,504	0
0299999. Receivables not individually listed							
0399999 Total gross amounts receivable	250,504	0	0	0	0	250,504	0

EXHIBIT 6 - AMOUNTS DUE TO PARENT, SUBSIDIARIES AND AFFILIATES

1 Affiliate	2 Description	3 Amount	4 Current	5 Non-Current
NONE				
0399999 Total gross payables				

EXHIBIT 7 PART 1- SUMMARY OF TRANSACTIONS WITH PROVIDERS

Payment Method	1 Direct Medical Expense Payment	2 Column 1 as a % of Total Payments	3 Total Members Covered	4 Column 3 as a % of Total Members	5 Column 1 Expenses Paid to Affiliated Providers	6 Column 1 Expenses Paid to Non-Affiliated Providers
Capitation Payments:						
1. Medical groups	0	0.0		0.0		
2. Intermediaries	14,712	5.0	78	100.0	12,414	2,298
3. All other providers.....	7,630	2.6	78	100.0	0	7,630
4. Total capitation payments.....	22,342	7.6	156	200.0	12,414	9,928
Other Payments:						
5. Fee-for-service	39,595	13.4	XXX	XXX	0	39,595
6. Contractual fee payments	233,128	79.0	XXX	XXX	0	233,128
7. Bonus/withhold arrangements - fee-for-service	0	0.0	XXX	XXX		
8. Bonus/withhold arrangements - contractual fee payments	0	0.0	XXX	XXX		
9. Non-contingent salaries	0	0.0	XXX	XXX		
10. Aggregate cost arrangements	0	0.0	XXX	XXX		
11. All other payments	0	0.0	XXX	XXX		
12. Total other payments	272,723	92.4	XXX	XXX	0	272,723
13. TOTAL (Line 4 plus Line 12)	295,065	100%	XXX	XXX	12,414	282,651

EXHIBIT 7 - PART 2 - SUMMARY OF TRANSACTIONS WITH INTERMEDIARIES

1 NAIC Code	2 Name of Intermediary	3 Capitation Paid	4 Average Monthly Capitation	5 Intermediary's Total Adjusted Capital	6 Intermediary's Authorized Control Level RBC
	AMERICAN SPECIALTY HEALTH FITNESS INC.	240	20	0	0
	CIGNA BEHAVIORAL HEALTH	12,414	1,035	0	0
	CARECENTRIX	2,058	172	0	0
9999999 Totals		14,712	XXX	XXX	XXX

EXHIBIT 8 - FURNITURE, EQUIPMENT AND SUPPLIES OWNED

Description	1 Cost	2 Improvements	3 Accumulated Depreciation	4 Book Value Less Encumbrances	5 Assets Not Admitted	6 Net Admitted Assets
1. Administrative furniture and equipment	NONE					
2. Medical furniture, equipment and fixtures						
3. Pharmaceuticals and surgical supplies						
4. Durable medical equipment						
5. Other property and equipment						
6. Total						



ANNUAL STATEMENT FOR THE YEAR 2020 OF THE CIGNA HealthCare of New Jersey Inc.

EXHIBIT OF PREMIUMS, ENROLLMENT AND UTILIZATION (a)

REPORT FOR: 1. CORPORATION

Cigna HealthCare of New Jersey, Inc.

2. Jersey City, NJ

NAIC Group Code	0901	BUSINESS IN THE STATE OF		DURING THE YEAR							(LOCATION)	
		New Jersey		2020							NAIC Company Code	
		1	Comprehensive (Hospital & Medical)		4	5	6	7	8	9	10	
	Total	2	3	Medicare Supplement	Vision Only	Dental Only	Federal Employees Health Benefit Plan	Title XVIII Medicare	Title XIX Medicaid	Other		
Total Members at end of:												
1. Prior Year	73	0	73	0	0	0	0	0	0	0		
2. First Quarter	73	0	73	0	0	0	0	0	0	0		
3. Second Quarter	73	0	73	0	0	0	0	0	0	0		
4. Third Quarter	80	0	80	0	0	0	0	0	0	0		
5. Current Year	78	0	78	0	0	0	0	0	0	0		
6. Current Year Member Months	866	0	866	0	0	0	0	0	0	0		
Total Member Ambulatory Encounters for Year:												
7. Physician	0											
8. Non-Physician	0											
9. Total	0	0	0	0	0	0	0	0	0	0		
10. Hospital Patient Days Incurred	0											
11. Number of Inpatient Admissions	0											
12. Health Premiums Written (b)	373,528	0	373,528	0	0	0	0	0	0	0		
13. Life Premiums Direct	0											
14. Property/Casualty Premiums Written	0											
15. Health Premiums Earned	303,904	0	303,904	0	0	0	0	0	0	0		
16. Property/Casualty Premiums Earned	0											
17. Amount Paid for Provision of Health Care Services	295,065	0	295,065	0	0	0	0	0	0	0		
18. Amount Incurred for Provision of Health Care Services	163,751	0	163,751	0	0	0	0	0	0	0		

(a) For health business: number of persons insured under PPO managed care products0 and number of persons insured under indemnity only products0 .

(b) For health premiums written: amount of Medicare Title XVIII exempt from state taxes or fees \$0

30 NJ



ANNUAL STATEMENT FOR THE YEAR 2020 OF THE CIGNA HealthCare of New Jersey Inc.

EXHIBIT OF PREMIUMS, ENROLLMENT AND UTILIZATION (a)

REPORT FOR: 1. CORPORATION

Cigna HealthCare of New Jersey, Inc.

2. Jersey City, NJ

NAIC Group Code	0901	BUSINESS IN THE STATE OF	(LOCATION)										
			Grand Total			DURING THE YEAR				2020	NAIC Company Code		95500
			1	Comprehensive (Hospital & Medical)		4	5	6	7	8	9	10	
Total	2	3	Medicare Supplement	Vision Only	Dental Only	Federal Employees Health Benefit Plan	Title XVIII Medicare	Title XIX Medicaid	Other				
Total Members at end of:													
1. Prior Year	73	0	73	0	0	0	0	0	0	0			
2. First Quarter	73	0	73	0	0	0	0	0	0	0			
3. Second Quarter	73	0	73	0	0	0	0	0	0	0			
4. Third Quarter	80	0	80	0	0	0	0	0	0	0			
5. Current Year	78	0	78	0	0	0	0	0	0	0			
6. Current Year Member Months	866	0	866	0	0	0	0	0	0	0			
Total Member Ambulatory Encounters for Year:													
7. Physician	0	0	0	0	0	0	0	0	0	0			
8. Non-Physician	0	0	0	0	0	0	0	0	0	0			
9. Total	0	0	0	0	0	0	0	0	0	0			
10. Hospital Patient Days Incurred	0	0	0	0	0	0	0	0	0	0			
11. Number of Inpatient Admissions	0	0	0	0	0	0	0	0	0	0			
12. Health Premiums Written (b)	373,528	0	373,528	0	0	0	0	0	0	0			
13. Life Premiums Direct	0	0	0	0	0	0	0	0	0	0			
14. Property/Casualty Premiums Written	0	0	0	0	0	0	0	0	0	0			
15. Health Premiums Earned	303,904	0	303,904	0	0	0	0	0	0	0			
16. Property/Casualty Premiums Earned	0	0	0	0	0	0	0	0	0	0			
17. Amount Paid for Provision of Health Care Services	295,065	0	295,065	0	0	0	0	0	0	0			
18. Amount Incurred for Provision of Health Care Services	163,751	0	163,751	0	0	0	0	0	0	0			

(a) For health business: number of persons insured under PPO managed care products0 and number of persons insured under indemnity only products0 .

(b) For health premiums written: amount of Medicare Title XVIII exempt from state taxes or fees \$0

30.GT

Schedule S - Part 1 - Section 2

NONE

Schedule S - Part 2

NONE

ANNUAL STATEMENT FOR THE YEAR 2020 OF THE CIGNA HealthCare of New Jersey Inc.

SCHEDULE S - PART 3 - SECTION 2

Reinsurance Ceded Accident and Health Insurance Listed by Reinsuring Company as of December 31, Current Year

1 NAIC Company Code	2 ID Number	3 Effective Date	4 Name of Company	5 Domi- ciliary Juris- diction	6 Type of Reinsurance Ceded	7 Type of Business Ceded	8 Premiums	9 Unearned Premiums (Estimated)	10 Reserve Credit Taken Other than for Unearned Premiums	Outstanding Surplus Relief		13 Modified Coinsurance Reserve	14 Funds Withheld Under Coinsurance
										11 Current Year	12 Prior Year		
67369	59-1031071	01/01/2001	Cigna Health and Life Insurance Co.	CT	ASL/G	SLEL	14,722	0	0	0	0	0	0
0299999	General Account - Authorized U.S. Affiliates - Other												
0399999	Total General Account - Authorized U.S. Affiliates												
0699999	Total General Account - Authorized Non-U.S. Affiliates												
0799999	Total General Account - Authorized Affiliates												
1099999	Total General Account - Authorized Non-Affiliates												
1199999	Total General Account Authorized												
1499999	Total General Account - Unauthorized U.S. Affiliates												
1799999	Total General Account - Unauthorized Non-U.S. Affiliates												
1899999	Total General Account - Unauthorized Affiliates												
2199999	Total General Account - Unauthorized Non-Affiliates												
2299999	Total General Account Unauthorized												
2599999	Total General Account - Certified U.S. Affiliates												
2899999	Total General Account - Certified Non-U.S. Affiliates												
2999999	Total General Account - Certified Affiliates												
3299999	Total General Account - Certified Non-Affiliates												
3399999	Total General Account Certified												
3699999	Total General Account - Reciprocal Jurisdiction U.S. Affiliates												
3999999	Total General Account - Reciprocal Jurisdiction Non-U.S. Affiliates												
4099999	Total General Account - Reciprocal Jurisdiction Affiliates												
4399999	Total General Account - Reciprocal Jurisdiction Non-Affiliates												
4499999	Total General Account Reciprocal Jurisdiction												
4599999	Total General Account Authorized, Unauthorized, Reciprocal Jurisdiction and Certified												
4899999	Total Separate Accounts - Authorized U.S. Affiliates												
5199999	Total Separate Accounts - Authorized Non-U.S. Affiliates												
5299999	Total Separate Accounts - Authorized Affiliates												
5599999	Total Separate Accounts - Authorized Non-Affiliates												
5699999	Total Separate Accounts Authorized												
5999999	Total Separate Accounts - Unauthorized U.S. Affiliates												
6299999	Total Separate Accounts - Unauthorized Non-U.S. Affiliates												
6399999	Total Separate Accounts - Unauthorized Affiliates												
6699999	Total Separate Accounts - Unauthorized Non-Affiliates												
6799999	Total Separate Accounts Unauthorized												
7099999	Total Separate Accounts - Certified U.S. Affiliates												
7399999	Total Separate Accounts - Certified Non-U.S. Affiliates												
7499999	Total Separate Accounts - Certified Affiliates												
7799999	Total Separate Accounts - Certified Non-Affiliates												
7899999	Total Separate Accounts Certified												
8199999	Total Separate Accounts - Reciprocal Jurisdiction U.S. Affiliates												
8499999	Total Separate Accounts - Reciprocal Jurisdiction Non-U.S. Affiliates												
8599999	Total Separate Accounts - Reciprocal Jurisdiction Affiliates												
8899999	Total Separate Accounts - Reciprocal Jurisdiction Non-Affiliates												
8999999	Total Separate Accounts Reciprocal Jurisdiction												
9099999	Total Separate Accounts Authorized, Unauthorized, Reciprocal Jurisdiction and Certified												
9199999	Total U.S. (Sum of 0399999, 0899999, 1499999, 1999999, 2599999, 3099999, 3699999, 4199999, 4899999, 5399999, 5999999, 6499999, 7099999, 7599999, 8199999 and 8699999)												
9299999	Total Non-U.S. (Sum of 0699999, 0999999, 1799999, 2099999, 2899999, 3199999, 3999999, 4299999, 5199999, 5499999, 6299999, 6599999, 7399999, 7699999, 8499999 and 8799999)												
9999999	Totals												

Schedule S - Part 4

NONE

Schedule S - Part 4 - Bank Footnote

NONE

Schedule S - Part 5

NONE

Schedule S - Part 5 - Bank Footnote

NONE

SCHEDULE S - PART 6

Five Year Exhibit of Reinsurance Ceded Business (\$000 Omitted)

	1 2020	2 2019	3 2018	4 2017	5 2016
A. OPERATIONS ITEMS					
1. Premiums	15	12	12	17	13
2. Title XVIII - Medicare	0	0	0	0	0
3. Title XIX - Medicaid	0	0	0	0	0
4. Commissions and reinsurance expense allowance					
5. Total hospital and medical expenses					69
B. BALANCE SHEET ITEMS					
6. Premiums receivable					
7. Claims payable	0	0	0	0	0
8. Reinsurance recoverable on paid losses	0	0	343	254	0
9. Experience rating refunds due or unpaid					
10. Commissions and reinsurance expense allowances due					
11. Unauthorized reinsurance offset					
12. Offset for reinsurance with Certified Reinsurers					
C. UNAUTHORIZED REINSURANCE (DEPOSITS BY AND FUNDS WITHHELD FROM)					
13. Funds deposited by and withheld from (F)	0	0	0	0	0
14. Letters of credit (L)	0	0	0	0	0
15. Trust agreements (T)	0	0	0	0	0
16. Other (O)	0	0	0	0	0
D. REINSURANCE WITH CERTIFIED REINSURERS (DEPOSITS BY AND FUNDS WITHHELD FROM)					
17. Multiple Beneficiary Trust			0		
18. Funds deposited by and withheld from (F)			0		
19. Letters of credit (L)			0		
20. Trust agreements (T)			0		
21. Other (O)			0		

SCHEDULE S - PART 7

Restatement of Balance Sheet to Identify Net Credit For Ceded Reinsurance

	1 As Reported (net of ceded)	2 Restatement Adjustments	3 Restated (gross of ceded)
ASSETS (Page 2, Col. 3)			
1. Cash and invested assets (Line 12)	7,952,497		7,952,497
2. Accident and health premiums due and unpaid (Line 15)	466,211		466,211
3. Amounts recoverable from reinsurers (Line 16.1)			0
4. Net credit for ceded reinsurance	XXX	0	0
5. All other admitted assets (Balance)	297,284		297,284
6. Total assets (Line 28)	8,715,992	0	8,715,992
LIABILITIES, CAPITAL AND SURPLUS (Page 3)			
7. Claims unpaid (Line 1)	45,750		45,750
8. Accrued medical incentive pool and bonus payments (Line 2)	0		0
9. Premiums received in advance (Line 8)			0
10. Funds held under reinsurance treaties with authorized and unauthorized reinsurers (Line 19 first inset amount plus second inset amount)	0		0
11. Reinsurance in unauthorized companies (Line 20 minus inset amount)	0		0
12. Reinsurance with Certified Reinsurers (Line 20 inset amount)	0		0
13. Funds held under reinsurance treaties with Certified Reinsurers (Line 19 third inset amount)	0		0
14. All other liabilities (Balance)	531,339		531,339
15. Total liabilities (Line 24)	577,089	0	577,089
16. Total capital and surplus (Line 33)	8,138,903	XXX	8,138,903
17. Total liabilities, capital and surplus (Line 34)	8,715,992	0	8,715,992
NET CREDIT FOR CEDED REINSURANCE			
18. Claims unpaid	0		
19. Accrued medical incentive pool	0		
20. Premiums received in advance	0		
21. Reinsurance recoverable on paid losses	0		
22. Other ceded reinsurance recoverables	0		
23. Total ceded reinsurance recoverables	0		
24. Premiums receivable	0		
25. Funds held under reinsurance treaties with authorized and unauthorized reinsurers	0		
26. Unauthorized reinsurance	0		
27. Reinsurance with Certified Reinsurers	0		
28. Funds held under reinsurance treaties with Certified Reinsurers	0		
29. Other ceded reinsurance payables/offsets	0		
30. Total ceded reinsurance payables/offsets	0		
31. Total net credit for ceded reinsurance	0		

SCHEDULE T - PART 2
INTERSTATE COMPACT - EXHIBIT OF PREMIUMS WRITTEN

Allocated by States and Territories

States, Etc.	Direct Business Only					Totals
	1 Life (Group and Individual)	2 Annuities (Group and Individual)	3 Disability Income (Group and Individual)	4 Long-Term Care (Group and Individual)	5 Deposit-Type Contracts	
1. Alabama	AL					
2. Alaska	AK					
3. Arizona	AZ					
4. Arkansas	AR					
5. California	CA					
6. Colorado	CO					
7. Connecticut	CT					
8. Delaware	DE					
9. District of Columbia	DC					
10. Florida	FL					
11. Georgia	GA					
12. Hawaii	HI					
13. Idaho	ID					
14. Illinois	IL					
15. Indiana	IN					
16. Iowa	IA					
17. Kansas	KS					
18. Kentucky	KY					
19. Louisiana	LA					
20. Maine	ME					
21. Maryland	MD					
22. Massachusetts	MA					
23. Michigan	MI					
24. Minnesota	MN					
25. Mississippi	MS					
26. Missouri	MO					
27. Montana	MT					
28. Nebraska	NE					
29. Nevada	NV					
30. New Hampshire	NH					
31. New Jersey	NJ					
32. New Mexico	NM					
33. New York	NY					
34. North Carolina	NC					
35. North Dakota	ND					
36. Ohio	OH					
37. Oklahoma	OK					
38. Oregon	OR					
39. Pennsylvania	PA					
40. Rhode Island	RI					
41. South Carolina	SC					
42. South Dakota	SD					
43. Tennessee	TN					
44. Texas	TX					
45. Utah	UT					
46. Vermont	VT					
47. Virginia	VA					
48. Washington	WA					
49. West Virginia	WV					
50. Wisconsin	WI					
51. Wyoming	WY					
52. American Samoa	AS					
53. Guam	GU					
54. Puerto Rico	PR					
55. U.S. Virgin Islands	VI					
56. Northern Mariana Islands	MP					
57. Canada	CAN					
58. Aggregate Other Alien	OT					
59. Total						

NONE

ANNUAL STATEMENT FOR THE YEAR 2020 OF THE CIGNA HealthCare of New Jersey Inc.

SCHEDULE Y
PART 1A - DETAIL OF INSURANCE HOLDING COMPANY SYSTEM

1	2	3	4	5	6	7	8	9	10	11	12	13	14	15	16
Group Code	Group Name	NAIC Company Code	ID Number	Federal RSSD	CIK	Name of Securities Exchange if Publicly Traded (U.S. or International)	Names of Parent, Subsidiaries Or Affiliates	Domi-ciliary Location	Relation-ship to Reporting Entity	Directly Controlled by (Name of Entity/Person)	Type of Control (Ownership, Board, Management, Attorney-in-Fact, Influence, Other)	If Control is Ownership Provide Percentage	Ultimate Controlling Entity(ies)/Person(s)	Is an SCA Filing Re-quired? (Y/N)	*
.0901	Cigna Group		00-000000				222 Main Street CARING OP LLC	DE	NIA	Cigna Affiliates Realty Investment Group, LLC	Ownership	100.000	Cigna Corporation	N	
.0901	Cigna Group		46-4671745				222 Main Street Investors LP	DE	NIA	Cigna Affiliates Realty Investment Group, LLC	Ownership	90.000	Cigna Corporation	N	
.0901	Cigna Group		00-000000				680 Investors LLC	CA	NIA	SB-SNH LLC	Ownership	85.000	Cigna Corporation	N	
.0901	Cigna Group		00-000000				685 New Hampshire LLC	CA	NIA	SB-SNH LLC	Ownership	85.000	Cigna Corporation	N	
.0901	Cigna Group		82-4794800				9171 Wilshire CPI-CII LLC	DE	NIA	CPI-CII 9171 Wilshire JV LLC	Ownership	90.000	Cigna Corporation	N	
.0901	Cigna Group		11-3358535				Accredo Health Group, Inc.	DE	NIA	Accredo Health, Incorporated	Ownership	100.000	Cigna Corporation	N	
.0901	Cigna Group		55-0894449				Accredo Health, Incorporated	DE	NIA	Medco Health Solutions, Inc.	Ownership	100.000	Cigna Corporation	N	
.0901	Cigna Group		13-3888838				AHG of New York, Inc.	NY	NIA	Accredo Health, Incorporated	Ownership	100.000	Cigna Corporation	N	
.0901	Cigna Group		75-3040465				Airport Holdings, LLC	NJ	NIA	Express Scripts, Inc.	Ownership	100.000	Cigna Corporation	N	
.0901	Cigna Group		35-2562415				Alegis Care Services, LLC	DE	NIA	Home Physicians Management, LLC	Ownership	100.000	Cigna Corporation	N	
.0901	Cigna Group		85-0909305				Alegis Care Services of Colorado, LLC	CO	NIA	Home Physicians Management, LLC	Ownership	100.000	Cigna Corporation	N	
.0901	Cigna Group		81-0400550				Allegiance Benefit Plan Management, Inc.	MT	NIA	Benefit Management Corp.	Ownership	100.000	Cigna Corporation	N	
.0901	Cigna Group		03-0507057				Allegiance Care Management, LLC	MT	NIA	Benefit Management Corp.	Ownership	100.000	Cigna Corporation	N	
.0901	Cigna Group		71-0916514				Allegiance COBRA Services, Inc.	MT	NIA	Benefit Management Corp.	Ownership	100.000	Cigna Corporation	N	
.0901	Cigna Group	12814	20-4433475				Allegiance Life & Health Insurance Company	MT	IA	Benefit Management Corp.	Ownership	95.000	Cigna Corporation	N	
.0901	Cigna Group		26-2201582				Allegiance Provider Direct, LLC	MT	NIA	Benefit Management Corp.	Ownership	100.000	Cigna Corporation	N	
.0901	Cigna Group		20-3851464				Allegiance Re, Inc.	MT	IA	Benefit Management Corp.	Ownership	100.000	Cigna Corporation	N	
.0901	Cigna Group	88366	59-2760189				American Retirement Life Insurance Company	OH	IA	Loyal American Life Insurance Company	Ownership	100.000	Cigna Corporation	N	
.0901	Cigna Group		82-3315524				Arbor Heights Venture LLC	DE	NIA	Cigna Affiliates Realty Investment Group, LLC	Ownership	90.000	Cigna Corporation	N	
.0901	Cigna Group		46-4080861				AristaMD, Inc.	DE	NIA	Cigna Ventures, LLC	Ownership	11.100	Cigna Corporation	N	
.0901	Cigna Group		86-3581583				Arizona Health Plan, Inc.	AZ	NIA	Healthsource, Inc.	Ownership	100.000	Cigna Corporation	N	
.0901	Cigna Group		00-0000000				Ascent Health Services LLC	DE	NIA	Cigna Spruce Holdings GmbH	Ownership	80.000	Cigna Corporation	N	
.0901	Cigna Group		81-0585518				Benefit Management Corp.	MT	NIA	Connecticut General Corporation	Ownership	100.000	Cigna Corporation	N	
.0901	Cigna Group		81-2650133				Berewick Apartments LLC	DE	NIA	Cigna Affiliates Realty Investment Group, LLC	Ownership	85.000	Cigna Corporation	N	
.0901	Cigna Group		43-1815573				Biopartners in Care, Inc.	MO	NIA	Accredo Health, Incorporated	Ownership	100.000	Cigna Corporation	N	
.0901	Cigna Group		06-1522976				Blodget & Hazard Limited	GBR	NIA	Cigna Re Corporation	Ownership	100.000	Cigna Corporation	N	
.0901	Cigna Group	10095	52-2259087				Bravo Health Mid-Atlantic, Inc.	IA	IA	NewQuest Management Northeast, LLC	Ownership	100.000	Cigna Corporation	N	
.0901	Cigna Group	11524	52-2363406				Bravo Health Pennsylvania, Inc.	PA	IA	NewQuest Management Northeast, LLC	Ownership	100.000	Cigna Corporation	N	
.0901	Cigna Group		27-1713977				Brighter, Inc.	DE	NIA	Connecticut General Corporation	Ownership	100.000	Cigna Corporation	N	
.0901	Cigna Group		46-4918521				Buoy Health, Inc.	DE	NIA	Cigna Ventures, LLC	Ownership	12.200	Cigna Corporation	N	
.0901	Cigna Group		61-1162797				Care Continuum, Inc.	KY	NIA	SpectraCare Health Care Ventures, Inc.	Ownership	100.000	Cigna Corporation	N	
.0901	Cigna Group		85-0954556				CareAllies Accountable Care Collaborative LLC	DE	NIA	CareAllies, Inc.	Ownership	100.000	Cigna Corporation	N	
.0901	Cigna Group		85-0935554				CareAllies Accountable Care Network LLC	DE	NIA	CareAllies, Inc.	Ownership	100.000	Cigna Corporation	N	
.0901	Cigna Group		26-0180898				CareAllies, Inc.	DE	NIA	Cigna Holdings, Inc.	Ownership	100.000	Cigna Corporation	N	
.0901	Cigna Group		81-2760646				CareAllies, LLC	DE	NIA	Connecticut General Life Insurance Company	Ownership	100.000	Cigna Corporation	N	
.0901	Cigna Group		14-1831391				CareCore National, LLC	NY	NIA	MedSolutions Holdings, Inc.	Ownership	100.000	Cigna Corporation	N	
.0901	Cigna Group	10144	20-1089572				CareCore NJ, LLC	NJ	IA	eviCore healthcare MSI, LLC	Ownership	100.000	Cigna Corporation	N	
.0901	Cigna Group		45-2681649				CarePlexus, LLC	DE	NIA	Cigna Health and Life Insurance Company	Ownership	100.000	Cigna Corporation	N	
.0901	Cigna Group		83-1400586				CARING 18th & Salmon Investor LLC	DE	NIA	Cigna Affiliates Realty Investment Group, LLC	Ownership	100.000	Cigna Corporation	N	
.0901	Cigna Group		83-2562994				CARING 500 Ygnacio Investor LLC	DE	NIA	Cigna Affiliates Realty Investment Group, LLC	Ownership	100.000	Cigna Corporation	N	
.0901	Cigna Group		84-1960231				CARING 3130 Investor LLC	DE	NIA	Cigna Affiliates Realty Investment Group, LLC	Ownership	100.000	Cigna Corporation	N	
.0901	Cigna Group		83-2318410				CARING 9171 Wilshire Investor LLC	DE	NIA	Cigna Affiliates Realty Investment Group, LLC	Ownership	100.000	Cigna Corporation	N	
.0901	Cigna Group		83-2851501				CARING Alta Englewood Investor LLC	DE	NIA	Cigna Affiliates Realty Investment Group, LLC	Ownership	100.000	Cigna Corporation	N	

ANNUAL STATEMENT FOR THE YEAR 2020 OF THE CIGNA HealthCare of New Jersey Inc.

SCHEDULE Y
PART 1A - DETAIL OF INSURANCE HOLDING COMPANY SYSTEM

1	2	3	4	5	6	7	8	9	10	11	12	13	14	15	16
Group Code	Group Name	NAIC Company Code	ID Number	Federal RSSD	CIK	Name of Securities Exchange if Publicly Traded (U.S. or International)	Names of Parent, Subsidiaries Or Affiliates	Domiciliary Location	Relationship to Reporting Entity	Directly Controlled by (Name of Entity/Person)	Type of Control (Ownership, Board, Management, Attorney-in-Fact, Influence, Other)	If Control is Ownership Provide Percentage	Ultimate Controlling Entity(ies)/Person(s)	Is an SCA Filing Required? (Y/N)	*
.0901	Cigna Group		85-2966766				CARING Alta Leander Investor LLC	DE	NIA	Cigna Affiliates Realty Investment Group, LLC	Ownership	100.000	Cigna Corporation	N	
.0901	Cigna Group		83-2563284				CARING Alta Woodson Investor LLC	DE	NIA	Cigna Affiliates Realty Investment Group, LLC	Ownership	100.000	Cigna Corporation	N	
.0901	Cigna Group		85-2966766				CARING Avondale Investor LLC	DE	NIA	Cigna Affiliates Realty Investment Group, LLC	Ownership	100.000	Cigna Corporation	N	
.0901	Cigna Group		32-0570889				CARING Capitol Hill GP LLC	DE	NIA	Cigna Affiliates Realty Investment Group, LLC	Ownership	100.000	Cigna Corporation	N	
.0901	Cigna Group		37-1903297				CARING Capitol Hill LP LLC	DE	NIA	Cigna Affiliates Realty Investment Group, LLC	Ownership	100.000	Cigna Corporation	N	
.0901	Cigna Group		83-2851364				CARING Century Plaza Investor LLC	DE	NIA	Cigna Affiliates Realty Investment Group, LLC	Ownership	100.000	Cigna Corporation	N	
.0901	Cigna Group		83-2318370				CARING Dulles Town Center Investor LLC	DE	NIA	Cigna Affiliates Realty Investment Group, LLC	Ownership	100.000	Cigna Corporation	N	
.0901	Cigna Group		83-3701937				CARING Firestone Investor LLC	DE	NIA	Cigna Affiliates Realty Investment Group, LLC	Ownership	100.000	Cigna Corporation	N	
.0901	Cigna Group						CARING JA Lofts Investor LP LLC	DE	NIA	Cigna Affiliates Realty Investment Group, LLC	Ownership	100.000	Cigna Corporation	N	
.0901	Cigna Group						CARING JA Lofts Investor GP LLC	DE	NIA	Cigna Affiliates Realty Investment Group, LLC	Ownership	100.000	Cigna Corporation	N	
.0901	Cigna Group		83-2318233				CARING Heights at Bear Creek Investor LLC	DE	NIA	Cigna Affiliates Realty Investment Group, LLC	Ownership	100.000	Cigna Corporation	N	
.0901	Cigna Group		83-1400482				CARING Hillcrest Investor LLC	DE	NIA	Cigna Affiliates Realty Investment Group, LLC	Ownership	100.000	Cigna Corporation	N	
.0901	Cigna Group		84-4410554				CARING IBP Investor LLC	DE	NIA	Cigna Affiliates Realty Investment Group, LLC	Ownership	100.000	Cigna Corporation	N	
.0901	Cigna Group		85-1961034				CARING Interbay Investor GP LLC	DE	NIA	Cigna Affiliates Realty Investment Group, LLC	Ownership	100.000	Cigna Corporation	N	
.0901	Cigna Group		85-1984627				CARING Interbay Investor LP LLC	DE	NIA	Cigna Affiliates Realty Investment Group, LLC	Ownership	100.000	Cigna Corporation	N	
.0901	Cigna Group		83-2339522				CARING Mallory Square Investor LLC	DE	NIA	Cigna Affiliates Realty Investment Group, LLC	Ownership	100.000	Cigna Corporation	N	
.0901	Cigna Group		83-2563138				CARING Soma Investor LLC	DE	NIA	Cigna Affiliates Realty Investment Group, LLC	Ownership	100.000	Cigna Corporation	N	
.0901	Cigna Group		83-2633790				CARING Alexan Enclave Investor LLC	DE	NIA	Cigna Affiliates Realty Investment Group, LLC	Ownership	100.000	Cigna Corporation	N	
.0901	Cigna Group		83-2633886				CARING Orange Collection Investor LLC	DE	NIA	Cigna Affiliates Realty Investment Group, LLC	Ownership	100.000	Cigna Corporation	N	
.0901	Cigna Group		83-8294933				CARING South Coast Subsidiary LLC	DE	NIA	Cigna Affiliates Realty Investment Group, LLC	Ownership	100.000	Cigna Corporation	N	
.0901	Cigna Group		38-4085763				CARING Westcore Holding Investor LLC	DE	NIA	Cigna Affiliates Realty Investment Group, LLC	Ownership	100.000	Cigna Corporation	N	
.0901	Cigna Group		83-3923178				CARING XR International Investor LLC	DE	NIA	Cigna Affiliates Realty Investment Group, LLC	Ownership	100.000	Cigna Corporation	N	
.0901	Cigna Group		83-4317078				CARING XR 2 International Investor LLC	DE	NIA	Cigna Affiliates Realty Investment Group, LLC	Ownership	100.000	Cigna Corporation	N	
.0901	Cigna Group		84-1843578				CGGL XR 2 International JV LLC	DE	NIA	CARING XR 2 International Investor LLC	Ownership	90.000	Cigna Corporation	N	
.0901	Cigna Group		84-1843578				CGGL XR 2 International Mezz LLC	DE	NIA	CARING XR 2 International Investor LLC	Ownership	90.000	Cigna Corporation	N	
.0901	Cigna Group		45-2604992				CCN NMO, LLC	NY	NIA	eviCore healthcare MSI, LLC	Ownership	100.000	Cigna Corporation	N	
.0901	Cigna Group		33-1039759				CCN-INVY IPA, LLC	NY	NIA	eviCore healthcare MSI, LLC	Ownership	100.000	Cigna Corporation	N	
.0901	Cigna Group		34-1970892				Ceres Sales of Ohio, LLC	OH	NIA	Cigna Health and Life Insurance Company	Ownership	100.000	Cigna Corporation	N	
.0901	Cigna Group		06-1332403				CG Individual Tax Benefit Payments, Inc.	DE	NIA	Connecticut General Corporation	Ownership	100.000	Cigna Corporation	N	
.0901	Cigna Group		06-1332405				CG Life Pension Benefits Payments, Inc.	DE	NIA	Connecticut General Corporation	Ownership	100.000	Cigna Corporation	N	
.0901	Cigna Group		06-1332401				CG LINA Pension Benefits Payments, Inc.	DE	NIA	Connecticut General Corporation	Ownership	100.000	Cigna Corporation	N	

ANNUAL STATEMENT FOR THE YEAR 2020 OF THE CIGNA HealthCare of New Jersey Inc.

SCHEDULE Y
PART 1A - DETAIL OF INSURANCE HOLDING COMPANY SYSTEM

1	2	3	4	5	6	7	8	9	10	11	12	13	14	15	16
Group Code	Group Name	NAIC Company Code	ID Number	Federal RSSD	CIK	Name of Securities Exchange if Publicly Traded (U.S. or International)	Names of Parent, Subsidiaries Or Affiliates	Domiciliary Location	Relationship to Reporting Entity	Directly Controlled by (Name of Entity/Person)	Type of Control (Ownership, Board, Management, Attorney-in-Fact, Influence, Other)	If Control is Ownership Provide Percentage	Ultimate Controlling Entity(ies)/Person(s)	Is an SCA Filing Required? (Y/N)	*
.0901	Cigna Group		84-2083351				CG-AQ 477 South Market Street LLC	DE	NIA	CARING Firestone Investor LLC	Ownership	85.000	Cigna Corporation	.N	
.0901	Cigna Group		84-4773972				CG-LEDO IBP Venture LLC	DE	NIA	CARING IBP Investor LLC	Ownership	90.000	Cigna Corporation	.N	
.0901	Cigna Group		84-4747045				CG-LEDO IBP I LLC	DE	NIA	CARING IBP Investor LLC	Ownership	90.000	Cigna Corporation	.N	
.0901	Cigna Group		84-4755025				CG-LEDO IBP II LLC	DE	NIA	CARING IBP Investor LLC	Ownership	90.000	Cigna Corporation	.N	
.0901	Cigna Group		83-2993316				CG-Muller 550 Winchester, LLC	DE	NIA	CARING Century Plaza Investor LLC	Ownership	90.000	Cigna Corporation	.N	
.0901	Cigna Group		45-5499889				CG Seventh Street, LLC	DE	NIA	Cigna Affiliates Realty Investment Group, LLC	Ownership	87.500	Cigna Corporation	.N	
.0901	Cigna Group		82-1280312				CG/Wood Alta 601, LLC	DE	NIA	Cigna Affiliates Realty Investment Group, LLC	Ownership	90.000	Cigna Corporation	.N	
.0901	Cigna Group		85-2233381				CG/Wood Alta Leander Station, LLC	DE	NIA	CARING Alta Leander Investor LLC	Ownership	90.000	Cigna Corporation	.N	
.0901	Cigna Group		81-3281922				CGGL Chapman LLC	DE	NIA	CGGL Orange Collection LLC	Ownership	90.000	Cigna Corporation	.N	
.0901	Cigna Group		81-3313562				CGGL City Parkway LLC	DE	NIA	CGGL Orange Collection LLC	Ownership	90.000	Cigna Corporation	.N	
.0901	Cigna Group		61-1797835				CGGL Orange Collection LLC	DE	NIA	Cigna Affiliates Realty Investment Group, LLC	Ownership	90.000	Cigna Corporation	.N	
.0901	Cigna Group		00-0000000				CGGL Orange Collection Mezz LLC	DE	NIA	CARING Orange Collection Investor LLC	Ownership	100.000	Cigna Corporation	.N	
.0901	Cigna Group		84-1921719				CGGL XR International LLC	DE	NIA	CARING XR International Investor LLC	Ownership	90.000	Cigna Corporation	.N	
.0901	Cigna Group		84-1843578				CGGL XR 2 International LLC	DE	NIA	CARING XR 2 International Investor LLC	Ownership	90.000	Cigna Corporation	.N	
.0901	Cigna Group		00-0000000				CGO Participatos LTDA	BRA	NIA	Cigna Global Holdings, Inc.	Ownership	99.780	Cigna Corporation	.N	
.0901	Cigna Group		59-3466707				Chiro Alliance Corporation	NIA	NIA	eviCore healthcare MSI, LLC	Ownership	100.000	Cigna Corporation	.N	
.0901	Cigna Group		81-3389374				CIG-LEI Ygnacio Associates LLC	DE	NIA	Cigna Affiliates Realty Investment Group, LLC	Ownership	90.000	Cigna Corporation	.N	
.0901	Cigna Group		82-4774243				CI-GS Portland, LLC	DE	NIA	CARING 18th & Salmon Investor LLC	Ownership	86.200	Cigna Corporation	.N	
.0901	Cigna Group		82-1612980				CI-GS Hillcrest LLC	DE	NIA	CARING Hillcrest Investor LLC	Ownership	90.000	Cigna Corporation	.N	
.0901	Cigna Group		00-0000000				Cigna & CMB Asset Management Company Limited	CHN	NIA	Cigna & CMB Life Insurance Company Limited	Ownership	87.350	Cigna Corporation	.N	
.0901	Cigna Group		00-0000000				Cigna & CMB Health Services Company, Ltd.	CHN	NIA	Cigna & CMB Life Insurance Company Limited	Ownership	100.000	Cigna Corporation	.N	
.0901	Cigna Group		00-0000000				Cigna & CMB Life Insurance Company Limited	CHN	IA	Cigna Health and Life Insurance Company	Ownership	50.000	Cigna Corporation	.N	
.0901	Cigna Group		00-0000000				CIGNA 2000 UK Pension LTD	GBR	NIA	Cigna European Services (UK) Limited	Ownership	100.000	Cigna Corporation	.N	
.0901	Cigna Group		27-5402196				Cigna Affiliates Realty Investment Group, LLC		NIA	Connecticut General Life Insurance Company	Ownership	100.000	Cigna Corporation	.N	
.0901	Cigna Group		00-0000000				Cigna Alder Holdings, LLC	DE	NIA	Cigna Apac Holdings, Ltd.	Ownership	100.000	Cigna Corporation	.N	
.0901	Cigna Group		00-0000000				Cigna Apac Holdings, Ltd.	BMU	NIA	Cigna Palmetto Holdings, Ltd.	Ownership	100.000	Cigna Corporation	.N	
.0901	Cigna Group	13733	03-0452349				Cigna Arbor Life Insurance Company		IA	Connecticut General Corporation	Ownership	100.000	Cigna Corporation	.N	
.0901	Cigna Group		98-1181787				Cigna Beechwood Holdings	BEL	NIA	Cigna Elmwood Holdings, SPRL	Ownership	51.000	Cigna Corporation	.N	
.0901	Cigna Group		94-3107309				Cigna Behavioral Health of California, Inc.		NIA	Cigna Behavioral Health, Inc.	Ownership	100.000	Cigna Corporation	.N	
.0901	Cigna Group		75-2751090				Cigna Behavioral Health of Texas, Inc.	TX	NIA	Cigna Behavioral Health, Inc.	Ownership	100.000	Cigna Corporation	.N	
.0901	Cigna Group		41-1648670				Cigna Behavioral Health, Inc.	IN	NIA	Connecticut General Corporation	Ownership	100.000	Cigna Corporation	.N	
.0901	Cigna Group		00-0000000				Cigna Bellevue Alpha LLC	DE	NIA	Cigna Holdings Overseas, Inc.	Ownership	100.000	Cigna Corporation	.N	
.0901	Cigna Group		02-0515554				Cigna Benefit Technology Solutions, Inc.	DE	NIA	Cigna Health Corporation	Ownership	100.000	Cigna Corporation	.N	
.0901	Cigna Group		01-0947889		0001489070		Cigna Benefits Financing, Inc.	DE	NIA	Cigna Investments, Inc.	Ownership	100.000	Cigna Corporation	.N	
.0901	Cigna Group		00-0000000		0001489070		Cigna Brokerage & Marketing (Thailand) Limited	THA	NIA	RHP Thailand Limited	Ownership	53.250	Cigna Corporation	.N	
.0901	Cigna Group		00-0000000				Cigna Cedar Holdings, Ltd.	MLT	NIA	Cigna Apac Holdings, Ltd.	Ownership	100.000	Cigna Corporation	.N	
.0901	Cigna Group		98-1137759				Cigna Chestnut Holdings, Ltd.	GBR	NIA	Cigna Walnut Holdings, Ltd.	Ownership	100.000	Cigna Corporation	.N	
.0901	Cigna Group		27-3396038				Cigna Corporate Services, LLC		NIA	Cigna Health and Life Insurance Company	Ownership	100.000	Cigna Corporation	.N	
.0901	Cigna Group		82-4991898		1739940	US	Cigna Corporation (A Delaware corporation and ultimate parent company)	DE	UIP	Publicly Traded	Ownership	100.000	Publicly Traded	.N	
.0901	Cigna Group		00-0000000		1739940	US	Cigna Data Services (Shanghai) Company Limited	CHN	NIA	Cigna Hong Kong Holdings Company Limited	Ownership	100.000	Cigna Corporation	.N	
.0901	Cigna Group		59-2600475				Cigna Dental Health Of California, Inc.		NIA	Cigna Dental Health, Inc.	Ownership	100.000	Cigna Corporation	.N	
.0901	Cigna Group	11175	59-2675861				Cigna Dental Health Of Colorado, Inc.	CO	IA	Cigna Dental Health, Inc.	Ownership	100.000	Cigna Corporation	.N	
.0901	Cigna Group	95380	59-2676987				Cigna Dental Health Of Delaware, Inc.	DE	IA	Cigna Dental Health, Inc.	Ownership	100.000	Cigna Corporation	.N	
.0901	Cigna Group	52021	59-1611217				Cigna Dental Health Of Florida, Inc.	FL	IA	Cigna Dental Health, Inc.	Ownership	100.000	Cigna Corporation	.N	

41.2

ANNUAL STATEMENT FOR THE YEAR 2020 OF THE CIGNA HealthCare of New Jersey Inc.

SCHEDULE Y
PART 1A - DETAIL OF INSURANCE HOLDING COMPANY SYSTEM

1	2	3	4	5	6	7	8	9	10	11	12	13	14	15	16
Group Code	Group Name	NAIC Company Code	ID Number	Federal RSSD	CIK	Name of Securities Exchange if Publicly Traded (U.S. or International)	Names of Parent, Subsidiaries Or Affiliates	Domiciliary Location	Relationship to Reporting Entity	Directly Controlled by (Name of Entity/Person)	Type of Control (Ownership, Board, Management, Attorney-in-Fact, Influence, Other)	If Control is Ownership Provide Percentage	Ultimate Controlling Entity(ies)/Person(s)	Is an SCA Filing Required? (Y/N)	*
.0901	Cigna Group		06-1351097				Cigna Dental Health of Illinois, Inc.	IL	NIA	Cigna Dental Health, Inc.	Ownership	100.000	Cigna Corporation	.N	
.0901	Cigna Group	52024	59-2625350				Cigna Dental Health Of Kansas, Inc.	KS	IA	Cigna Dental Health, Inc.	Ownership	100.000	Cigna Corporation	.N	
.0901	Cigna Group	52108	59-2619589				Cigna Dental Health Of Kentucky, Inc.	KY	IA	Cigna Dental Health, Inc.	Ownership	100.000	Cigna Corporation	.N	
.0901	Cigna Group	48119	20-2844020				Cigna Dental Health Of Maryland, Inc.	MD	IA	Cigna Dental Health, Inc.	Ownership	100.000	Cigna Corporation	.N	
.0901	Cigna Group	11160	06-1582068				Cigna Dental Health Of Missouri, Inc.	MO	IA	Cigna Dental Health, Inc.	Ownership	100.000	Cigna Corporation	.N	
.0901	Cigna Group	11167	59-2308062				Cigna Dental Health Of New Jersey, Inc.	NJ	IA	Cigna Dental Health, Inc.	Ownership	100.000	Cigna Corporation	.N	
.0901	Cigna Group	95179	56-1803464				Cigna Dental Health Of North Carolina, Inc.	NC	IA	Cigna Dental Health, Inc.	Ownership	100.000	Cigna Corporation	.N	
.0901	Cigna Group	47805	59-2579774				Cigna Dental Health Of Ohio, Inc.	OH	IA	Cigna Dental Health, Inc.	Ownership	100.000	Cigna Corporation	.N	
.0901	Cigna Group	47041	52-1220578				Cigna Dental Health Of Pennsylvania, Inc.	PA	IA	Cigna Dental Health, Inc.	Ownership	100.000	Cigna Corporation	.N	
.0901	Cigna Group	95037	59-2676977				Cigna Dental Health Of Texas, Inc.	TX	IA	Cigna Dental Health, Inc.	Ownership	100.000	Cigna Corporation	.N	
.0901	Cigna Group	52617	52-2188914				Cigna Dental Health Of Virginia, Inc.	VA	IA	Cigna Dental Health, Inc.	Ownership	100.000	Cigna Corporation	.N	
.0901	Cigna Group	47013	86-0807222				Cigna Dental Health Plan Of Arizona, Inc.	AZ	IA	Cigna Dental Health, Inc.	Ownership	100.000	Cigna Corporation	.N	
.0901	Cigna Group		59-2308055				Cigna Dental Health, Inc.	FL	NIA	Connecticut General Corporation	Ownership	100.000	Cigna Corporation	.N	
.0901	Cigna Group		58-1136865				Cigna Direct Marketing Company, Inc.	DE	NIA	Connecticut General Corporation	Ownership	100.000	Cigna Corporation	.N	
.0901	Cigna Group		98-1155943				Cigna Elmwood Holdings, SPRL	BEL	NIA	Cigna Myrtle Holdings, Ltd.	Ownership	100.000	Cigna Corporation	.N	
.0901	Cigna Group		00-0000000				Cigna Europe Insurance Company S.A.-N.V.	BEL	IA	Cigna Beechwood Holdings	Ownership	99.999	Cigna Corporation	.N	
.0901	Cigna Group		00-0000000				Cigna European Services (UK) Limited	GBR	NIA	Cigna Elmwood Holdings, SPRL	Ownership	100.000	Cigna Corporation	.N	
.0901	Cigna Group		62-1724116				Cigna Federal Benefits, Inc.		NIA	Connecticut General Corporation	Ownership	100.000	Cigna Corporation	.N	
.0901	Cigna Group		00-0000000				Cigna Finans EmeKlilik Ve Hayat A.S.	TUR	NIA	Cigna Nederland Gamma, B.V.	Ownership	51.000	Cigna Corporation	.N	
.0901	Cigna Group		51-0389196				Cigna Global Holdings, Inc.		NIA	Cigna Holdings, Inc.	Ownership	100.000	Cigna Corporation	.N	
.0901	Cigna Group		68-0676638				Cigna Global Insurance Company Limited	GGY	IA	Cigna Holdings Overseas, Inc.	Ownership	99.990	Cigna Corporation	.N	
.0901	Cigna Group		98-0210110				Cigna Global Reinsurance Company, Ltd.	BMU	IA	Cigna Global Holdings, Inc.	Ownership	100.000	Cigna Corporation	.N	
.0901	Cigna Group						Cigna Global Wellbeing Holdings Limited	GBR	NIA	Connecticut General Corporation	Ownership	70.000	Cigna Corporation	.N	
.0901	Cigna Group						Cigna Global Wellbeing Solutions Limited	GBR	NIA	Cigna Global Wellbeing Holdings Limited	Ownership	100.000	Cigna Corporation	.N	
.0901	Cigna Group	67369	59-1031071				Cigna Health and Life Insurance Company		IA	Connecticut General Life Insurance Company	Ownership	100.000	Cigna Corporation	.N	
.0901	Cigna Group		62-1312478				Cigna Health Corporation	DE	NIA	Connecticut General Corporation	Ownership	100.000	Cigna Corporation	.N	
.0901	Cigna Group		23-1728483				Cigna Health Management, Inc.	DE	NIA	Connecticut General Corporation	Ownership	100.000	Cigna Corporation	.N	
.0901	Cigna Group		00-0000000				Cigna Health Solution India Pvt. Ltd.	IND	NIA	Cigna Holdings Overseas, Inc.	Ownership	99.900	Cigna Corporation	.N	
.0901	Cigna Group		23-2741293				Cigna Healthcare Benefits, Inc.		NIA	Connecticut General Corporation	Ownership	100.000	Cigna Corporation	.N	
.0901	Cigna Group		84-0985843				Cigna Healthcare Holdings, Inc.	CO	NIA	Connecticut General Corporation	Ownership	100.000	Cigna Corporation	.N	
.0901	Cigna Group	95599	52-1404350				Cigna HealthCare Mid-Atlantic, Inc.	MD	NIA	Healthsource, Inc.	Ownership	100.000	Cigna Corporation	.N	
.0901	Cigna Group	95125	86-0334392				Cigna HealthCare of Arizona, Inc.	AZ	IA	Healthsource, Inc.	Ownership	100.000	Cigna Corporation	.N	
.0901	Cigna Group		95-3310115				Cigna HealthCare of California, Inc.	CA	NIA	Healthsource, Inc.	Ownership	100.000	Cigna Corporation	.N	
.0901	Cigna Group	95604	84-1004500				Cigna HealthCare of Colorado, Inc.	CO	IA	Healthsource, Inc.	Ownership	100.000	Cigna Corporation	.N	
.0901	Cigna Group	95660	06-1141174				Cigna HealthCare of Connecticut, Inc.	CT	IA	Healthsource, Inc.	Ownership	100.000	Cigna Corporation	.N	
.0901	Cigna Group	95136	59-2089259				Cigna HealthCare of Florida, Inc.	FL	IA	Healthsource, Inc.	Ownership	100.000	Cigna Corporation	.N	
.0901	Cigna Group	96229	58-1641057				Cigna HealthCare of Georgia, Inc.	GA	IA	Healthsource, Inc.	Ownership	100.000	Cigna Corporation	.N	
.0901	Cigna Group	95602	36-3385638				Cigna HealthCare of Illinois, Inc.	IL	IA	Healthsource, Inc.	Ownership	100.000	Cigna Corporation	.N	
.0901	Cigna Group	95525	35-1679172				Cigna HealthCare of Indiana, Inc.	IN	IA	Healthsource, Inc.	Ownership	100.000	Cigna Corporation	.N	
.0901	Cigna Group	95477	01-0418220				Cigna HealthCare of Maine, Inc.	ME	NIA	Healthsource, Inc.	Ownership	100.000	Cigna Corporation	.N	
.0901	Cigna Group	95220	02-0402111				Cigna HealthCare of Massachusetts, Inc.	MA	NIA	Healthsource, Inc.	Ownership	100.000	Cigna Corporation	.N	
.0901	Cigna Group	95493	02-0387749				Cigna HealthCare of New Hampshire, Inc.	NH	IA	Healthsource, Inc.	Ownership	100.000	Cigna Corporation	.N	
.0901	Cigna Group	95500	22-2720890				Cigna HealthCare of New Jersey, Inc.	NJ	RE	Healthsource, Inc.	Ownership	100.000	Cigna Corporation	.N	
.0901	Cigna Group	95132	56-1479515				Cigna HealthCare of North Carolina, Inc.	NC	IA	Healthsource, Inc.	Ownership	100.000	Cigna Corporation	.N	
.0901	Cigna Group	95121	23-2301807				Cigna HealthCare of Pennsylvania, Inc.	PA	NIA	Healthsource, Inc.	Ownership	100.000	Cigna Corporation	.N	
.0901	Cigna Group	95708	06-1185590				Cigna HealthCare of South Carolina, Inc.	SC	IA	Healthsource, Inc.	Ownership	100.000	Cigna Corporation	.N	
.0901	Cigna Group	95635	36-3359925				Cigna HealthCare of St. Louis, Inc.	MO	IA	Healthsource, Inc.	Ownership	100.000	Cigna Corporation	.N	
.0901	Cigna Group	95606	62-1218053				Cigna HealthCare of Tennessee, Inc.	TN	IA	Healthsource, Inc.	Ownership	100.000	Cigna Corporation	.N	
.0901	Cigna Group	95383	74-2767437				Cigna HealthCare of Texas, Inc.	TX	IA	Healthsource, Inc.	Ownership	100.000	Cigna Corporation	.N	
.0901	Cigna Group	95518	62-1230908				Cigna HealthCare of Utah, Inc.	UT	NIA	Healthsource, Inc.	Ownership	100.000	Cigna Corporation	.N	
.0901	Cigna Group		02-0495422				Cigna Healthcare, Inc.	VT	NIA	Cigna Healthcare Holdings, Inc.	Ownership	100.000	Cigna Corporation	.N	
.0901	Cigna Group		00-0000000				Cigna HLA Technology Services Company Limited	HKG	NIA	Cigna Hong Kong Holdings Company Limited	Ownership	100.000	Cigna Corporation	.N	

ANNUAL STATEMENT FOR THE YEAR 2020 OF THE CIGNA HealthCare of New Jersey Inc.

SCHEDULE Y
PART 1A - DETAIL OF INSURANCE HOLDING COMPANY SYSTEM

1	2	3	4	5	6	7	8	9	10	11	12	13	14	15	16
Group Code	Group Name	NAIC Company Code	ID Number	Federal RSSD	CIK	Name of Securities Exchange if Publicly Traded (U.S. or International)	Names of Parent, Subsidiaries Or Affiliates	Domi-ciliary Location	Relation-ship to Reporting Entity	Directly Controlled by (Name of Entity/Person)	Type of Control (Ownership, Board, Management, Attorney-in-Fact, Influence, Other)	If Control is Ownership Provide Percentage	Ultimate Controlling Entity(ies)/Person(s)	Is an SCA Filing Re-quired? (Y/N)	*
.0901	Cigna Group		06-1059331				Cigna Holding Company		UIP	Cigna Corporation	Ownership	100.000	Cigna Corporation	.N	
.0901	Cigna Group		23-3009279				Cigna Holdings Overseas, Inc.	DE	NIA	Cigna Global Reinsurance Company, Ltd.	Ownership	100.000	Cigna Corporation	.N	
.0901	Cigna Group		06-1072796				Cigna Holdings, Inc.	DE	UIP	Cigna Holding Company	Ownership	100.000	Cigna Corporation	.N	
.0901	Cigna Group		00-0000000				Cigna Hong Kong Holdings Company Limited	HKG	NIA	Cigna Chestnut Holdings, Ltd.	Ownership	100.000	Cigna Corporation	.N	
.0901	Cigna Group		27-1903785				Cigna Insurance Agency, LLC		NIA	Cigna Health and Life Insurance Company	Ownership	100.000	Cigna Corporation	.N	
.0901	Cigna Group		00-0000000				Cigna Insurance Management Services (DIFC), Ltd.	ARE	NIA	Cigna Apac Holdings, Ltd.	Ownership	100.000	Cigna Corporation	.N	
.0901	Cigna Group		00-0000000				Cigna Insurance Middle East S.A.L.	LBN	IA	Cigna Cedar Holdings, Ltd.	Ownership	100.000	Cigna Corporation	.N	
.0901	Cigna Group		00-0000000				Cigna Insurance Public Company Limited	THA	IA	KDM Thailand Limited	Ownership	75.000	Cigna Corporation	.N	
.0901	Cigna Group		00-0000000				Cigna Insurance Services (Europe) Limited	GBR	NIA	Cigna Willow Holdings, LTD.	Ownership	100.000	Cigna Corporation	.N	
.0901	Cigna Group		23-2924152				Cigna Integratedcare, Inc.		NIA	Connecticut General Corporation	Ownership	100.000	Cigna Corporation	.N	
.0901	Cigna Group		51-0402128				Cigna Intellectual Property, Inc.	DE	NIA	Cigna Holdings, Inc.	Ownership	100.000	Cigna Corporation	.N	
.0901	Cigna Group		51-0111677				Cigna International Corporation, Inc.	DE	NIA	Cigna Global Holdings, Inc.	Ownership	100.000	Cigna Corporation	.N	
.0901	Cigna Group		52-0291385				Cigna International Finance, Inc.	DE	NIA	Cigna Investment Group, Inc.	Ownership	100.000	Cigna Corporation	.N	
.0901	Cigna Group		00-0000000				Cigna International Health Services Kenya Limited	KEN	NIA	Cigna International Health Services, BVBA	Ownership	100.000	Cigna Corporation	.N	
.0901	Cigna Group		00-0000000				Cigna International Health Services Sdn. Bhd.	MYS	NIA	Cigna Hong Kong Holdings Company Limited	Ownership	100.000	Cigna Corporation	.N	
.0901	Cigna Group		00-0000000				Cigna International Health Services, BVBA	BEL	NIA	Cigna Elmwood Holdings, Ltd.	Ownership	51.000	Cigna Corporation	.N	
.0901	Cigna Group		30-0526216				Cigna International Health Services, LLC		NIA	Cigna International Health Services, BVBA	Ownership	100.000	Cigna Corporation	.N	
.0901	Cigna Group						Cigna International Marketing (Thailand) Limited	THA	NIA	Cigna Global Holdings, Inc.	Ownership	99.900	Cigna Corporation	.N	
.0901	Cigna Group		00-0000000				Cigna International Services Australia Pty Ltd.	AUS	NIA	Cigna Chestnut Holdings, Ltd.	Ownership	100.000	Cigna Corporation	.N	
.0901	Cigna Group		23-2610178				Cigna International Services, Inc.		NIA	Cigna Global Holdings, Inc.	Ownership	100.000	Cigna Corporation	.N	
.0901	Cigna Group		06-1095823				Cigna Investment Group, Inc.	DE	NIA	Cigna Holdings, Inc.	Ownership	100.000	Cigna Corporation	.N	
.0901	Cigna Group		06-0861092				Cigna Investments, Inc.	DE	NIA	Cigna Investment Group, Inc.	Ownership	100.000	Cigna Corporation	.N	
.0901	Cigna Group		00-0000000				Cigna Korea Chusik Heosa (A/K/A Cigna Korea Company Limited)	KOR	NIA	Cigna Chestnut Holdings, Ltd.	Ownership	100.000	Cigna Corporation	.N	
.0901	Cigna Group		98-1146864				Cigna Laurel Holdings, Ltd.	BMU	NIA	Cigna Linden Holdings, Inc.	Ownership	100.000	Cigna Corporation	.N	
.0901	Cigna Group		00-0000000				Cigna Legal Protection U.K. Ltd.	GBR	NIA	Cigna Willow Holdings, LTD.	Ownership	100.000	Cigna Corporation	.N	
.0901	Cigna Group		AA-1560515				Cigna Life Insurance Company of Canada	CAN	IA	Cigna Chestnut Holdings, Ltd.	Ownership	100.000	Cigna Corporation	.N	
.0901	Cigna Group		AA-1240009				Cigna Life Insurance Company of Europe S.A.-N.V.	BEL	IA	Cigna Beechwood Holdings	Ownership	99.993	Cigna Corporation	.N	
.0901	Cigna Group		00-0000000				Cigna Life Insurance New Zealand Limited	NZL	IA	Cigna New Zealand Holdings Limited	Ownership	100.000	Cigna Corporation	.N	
.0901	Cigna Group		46-4110289				Cigna Linden Holdings, Inc.		NIA	Cigna Holdings Overseas, Inc.	Ownership	82.000	Cigna Corporation	.N	
.0901	Cigna Group		98-1232512				Cigna Magnolia Holdings, Ltd.	BMU	NIA	Cigna Palmetto Holdings, Ltd.	Ownership	100.000	Cigna Corporation	.N	
.0901	Cigna Group		23-2741294				Cigna Managed Care Benefits Company		NIA	Connecticut General Corporation	Ownership	100.000	Cigna Corporation	.N	
.0901	Cigna Group		98-1154657				Cigna Myrtle Holdings, Ltd.	MLT	NIA	Cigna Apac Holdings, Ltd.	Ownership	74.560	Cigna Corporation	.N	
.0901	Cigna Group	61727	34-0970995				Cigna National Health Insurance Company		IA	Cigna Health and Life Insurance Company	Ownership	100.000	Cigna Corporation	.N	
.0901	Cigna Group		00-0000000				Cigna Nederland Gamma B.V.	NLD	NIA	Cigna Walnut Holdings, Ltd.	Ownership	100.000	Cigna Corporation	.N	
.0901	Cigna Group		00-0000000				Cigna New Zealand Holdings Limited	NZL	NIA	Cigna Hong Kong Holdings Company Limited	Ownership	100.000	Cigna Corporation	.N	
.0901	Cigna Group		00-0000000				Cigna Oak Holdings, Ltd.	GBR	NIA	Cigna Elmwood Holdings, SPRL	Ownership	100.000	Cigna Corporation	.N	
.0901	Cigna Group		32-0222252				Cigna Onsite Health, LLC		NIA	Connecticut General Life Insurance Company	Ownership	100.000	Cigna Corporation	.N	
.0901	Cigna Group		98-1232443				Cigna Palmetto Holdings, Ltd.	BMU	NIA	Cigna Laurel Holdings, Ltd.	Ownership	100.000	Cigna Corporation	.N	
.0901	Cigna Group		46-4099800				Cigna Poplar Holdings, Inc.		NIA	Cigna Holdings Overseas, Inc.	Ownership	100.000	Cigna Corporation	.N	
.0901	Cigna Group		06-1071502				Cigna RE Corporation	DE	NIA	Connecticut General Corporation	Ownership	100.000	Cigna Corporation	.N	
.0901	Cigna Group		06-1567902				Cigna Resource Manager, Inc.	DE	NIA	Connecticut General Corporation	Ownership	100.000	Cigna Corporation	.N	
.0901	Cigna Group		00-0000000				Cigna Spruce Holdings GmbH	CHE	NIA	Cigna Chestnut Holdings, Ltd.	Ownership	100.000	Cigna Corporation	.N	
.0901	Cigna Group		00-0000000				Cigna Taiwan Life Assurance Company Limited	TWN	IA	Cigna Apac Holdings, Ltd.	Ownership	100.000	Cigna Corporation	.N	
.0901	Cigna Group		00-0000000				Cigna Teak Holdings, LLC		NIA	Cigna Global Holdings, Inc.	Ownership	100.000	Cigna Corporation	.N	

41.4

ANNUAL STATEMENT FOR THE YEAR 2020 OF THE CIGNA HealthCare of New Jersey Inc.

SCHEDULE Y
PART 1A - DETAIL OF INSURANCE HOLDING COMPANY SYSTEM

1	2	3	4	5	6	7	8	9	10	11	12	13	14	15	16
Group Code	Group Name	NAIC Company Code	ID Number	Federal RSSD	CIK	Name of Securities Exchange if Publicly Traded (U.S. or International)	Names of Parent, Subsidiaries Or Affiliates	Domi-ciliary Location	Relation-ship to Reporting Entity	Directly Controlled by (Name of Entity/Person)	Type of Control (Ownership, Board, Management, Attorney-in-Fact, Influence, Other)	If Control is Ownership Provide Percentage	Ultimate Controlling Entity(ies)/Person(s)	Is an SCA Filing Re-quired? (Y/N)	*
.0901	Cigna Group		00-000000				Cigna Turkey Danismanlik Hizmetleri, A.S (A/K/A Cigna Turkey Consultancy Services, A.S.)	TUR	NIA	Cigna Magnolia Holdings, Ltd.	Ownership	100.000	Cigna Corporation	N	
.0901	Cigna Group		83-1069280				Cigna Ventures, LLC		NIA	Cigna Health and Life Insurance Company	Ownership	100.000	Cigna Corporation	N	
.0901	Cigna Group		00-000000				Cigna Walnut Holdings, Ltd.	GBR	NIA	Cigna Apac Holdings, Ltd.	Ownership	100.000	Cigna Corporation	N	
.0901	Cigna Group		00-000000				Cigna Willow Holdings, Ltd.	GBR	NIA	Cigna Oak Holdings, Ltd.	Ownership	100.000	Cigna Corporation	N	
.0901	Cigna Group		00-000000				Cigna Worldwide General Insurance Company Limited	HKG	IA	Cigna Hong Kong Holdings Company Limited	Ownership	100.000	Cigna Corporation	N	
.0901	Cigna Group	90859	23-2088429				Cigna Worldwide Insurance Company		IA	Cigna Global Reinsurance Company, Ltd.	Ownership	100.000	Cigna Corporation	N	
.0901	Cigna Group		00-000000				Cigna Worldwide Life Insurance Company Limited	HKG	IA	Cigna Hong Kong Holdings Company Limited	Ownership	100.000	Cigna Corporation	N	
.0901	Cigna Group		00-000000				Claims and Risk Services Limited	SAU	IA	NAS Neuron Health Services, L.L.C.	Ownership	50.000	Cigna Corporation	N	
.0901	Cigna Group		00-000000				ManipalCigna Health Insurance Company Limited	IND	IA	Cigna Holdings Overseas, Inc.	Ownership	49.000	TTK (non-affiliate)	N	
.0901	Cigna Group		84-1461840				Community Health Network, LLC		NIA	Benefit Management Corp.	Ownership	50.000	Cigna Corporation	N	
.0901	Cigna Group		06-1252419				Connecticut General Benefit Payments, Inc.	DE	NIA	Connecticut General Corporation	Ownership	100.000	Cigna Corporation	N	
.0901	Cigna Group		06-0840391				Connecticut General Corporation	CT	NIA	Cigna Holdings, Inc.	Ownership	100.000	Cigna Corporation	N	
.0901	Cigna Group	62308	06-0303370		0000023419		Connecticut General Life Insurance Company	CT	IA	Connecticut General Corporation	Ownership	100.000	Cigna Corporation	N	
.0901	Cigna Group		82-4936006		0000023419		CPI-CII 9171 Wilshire JV LLC	DE	NIA	Cigna Affiliates Realty Investment Group, LLC	Ownership	90.000	Cigna Corporation	N	
.0901	Cigna Group		27-3555688				CR Washington Street Investors LP	DE	NIA	Cigna Affiliates Realty Investment Group, LLC	Ownership	33.820	Charles River Washington Street LLC (non-affiliate)	N	
.0901	Cigna Group		47-2746692				Cricket Health, Inc.	DE	NIA	Cigna Health and Life Insurance Company	Ownership	9.000	Cigna Corporation	N	
.0901	Cigna Group		36-4369972				CuraScript, Inc.	DE	NIA	Express Scripts, Inc.	Ownership	100.000	Cigna Corporation	N	
.0901	Cigna Group		16-1526641				Diversified NY IPA, Inc.	NY	NIA	Diversified Pharmaceutical Services, Inc.	Ownership	100.000	Cigna Corporation	N	
.0901	Cigna Group		41-1627938				Diversified Pharmaceutical Services, Inc.	MIN	NIA	Express Scripts, Inc.	Ownership	100.000	Cigna Corporation	N	
.0901	Cigna Group		52-2099336				Dulles Town Center Mall, LLC	VA	NIA	Cigna Affiliates Realty Investment Group, LLC	Ownership	50.000	Cigna Corporation	N	
.0901	Cigna Group		27-3542089				Econdisc Contracting Solutions, LLC	DE	NIA	Express Scripts Pharmaceutical Procurement LLC (90%)	Ownership	90.000	Cigna Corporation	N	
.0901	Cigna Group		00-000000				Egyptian Emirates Administration Services SAE	EGY	NIA	NAS Neuron Health Services, L.L.C.	Ownership	64.999	Cigna Corporation	N	
.0901	Cigna Group						ESI Canada	CAN	NIA	Express Scripts Canada Co. (99.9%); ESI-GP Canada, ULC (0.1%)	Ownership	100.000	Cigna Corporation	N	
.0901	Cigna Group						ESI GP Canada ULC	CAN	NIA	Express Scripts Canada Co.	Ownership	100.000	Cigna Corporation	N	
.0901	Cigna Group		43-1925556				ESI GP Holdings, Inc.		NIA	Express Scripts, Inc.	Ownership	100.000	Cigna Corporation	N	
.0901	Cigna Group		00-000000				ESI GP2 Canada ULC	CAN	NIA	Express Scripts Canada Co.	Ownership	100.000	Cigna Corporation	N	
.0901	Cigna Group		74-2974964				ESI Mail Order Processing, Inc. (f/k/a NXI)		NIA	Express Scripts, Inc.	Ownership	100.000	Cigna Corporation	N	
.0901	Cigna Group		43-1867735				ESI Mail Pharmacy Service, Inc.	DE	NIA	Express Scripts, Inc.	Ownership	100.000	Cigna Corporation	N	
.0901	Cigna Group		43-1925562				ESI Partnership	DE	NIA	Express Scripts, Inc. (82%); ESI-GP Holdings, Inc. (18%)	Ownership	100.000	Cigna Corporation	N	
.0901	Cigna Group		41-2006555				ESI Resources, Inc.	MIN	NIA	ESI Partnership	Ownership	100.000	Cigna Corporation	N	
.0901	Cigna Group		85-2732455				Evernorth Enterprise Services, Inc.	DE	NIA	Cigna Corporation	Ownership	100.000	Cigna Corporation	N	
.0901	Cigna Group		85-2759151				Evernorth Sales Operations, Inc.	DE	NIA	Evernorth Health, Inc.	Ownership	100.000	Cigna Corporation	N	
.0901	Cigna Group		85-2717903				Evernorth Strategic Development, Inc.	DE	NIA	Cigna Corporation	Ownership	100.000	Cigna Corporation	N	
.0901	Cigna Group		46-4676347				eviCore 1, LLC	DE	NIA	Evernorth Health, Inc.	Ownership	100.000	Cigna Corporation	N	
.0901	Cigna Group		62-1615395				eviCore healthcare MSI, LLC	TN	NIA	CareCore National, LLC	Ownership	100.000	Cigna Corporation	N	
.0901	Cigna Group	13918	27-3175443				Express Reinsurance Company	MO	IA	Express Scripts, Inc.	Ownership	100.000	Cigna Corporation	N	
.0901	Cigna Group		41-2063830				Expro Scripts Administrators LLC	DE	NIA	Medco Health Solutions, Inc.	Ownership	100.000	Cigna Corporation	N	
.0901	Cigna Group						Express Scripts Canada Co.	CAN	NIA	Express Scripts Canada Holding Co.	Ownership	100.000	Cigna Corporation	N	
.0901	Cigna Group		43-1942542				Express Scripts Canada Holding Co.		NIA	Express Scripts, Inc.	Ownership	100.000	Cigna Corporation	N	
.0901	Cigna Group		27-1490640				Express Scripts Canada Holding, LLC	DE	NIA	Express Scripts Canada Holding Co.	Ownership	100.000	Cigna Corporation	N	
.0901	Cigna Group		00-000000				Express Scripts Canada Services	CAN	NIA	Express Scripts Canada Co. (99.9%); ESI-GP2 Canada, ULC (0.1%)	Ownership	100.000	Cigna Corporation	N	

41.5

ANNUAL STATEMENT FOR THE YEAR 2020 OF THE CIGNA HealthCare of New Jersey Inc.

SCHEDULE Y
PART 1A - DETAIL OF INSURANCE HOLDING COMPANY SYSTEM

1	2	3	4	5	6	7	8	9	10	11	12	13	14	15	16
Group Code	Group Name	NAIC Company Code	ID Number	Federal RSSD	CIK	Name of Securities Exchange if Publicly Traded (U.S. or International)	Names of Parent, Subsidiaries Or Affiliates	Domi-ciliary Location	Relation-ship to Reporting Entity	Directly Controlled by (Name of Entity/Person)	Type of Control (Ownership, Board, Management, Attorney-in-Fact, Influence, Other)	If Control is Ownership Provide Percentage	Ultimate Controlling Entity(ies)/Person(s)	Is an SCA Filing Re-quired? (Y/N)	*
.0901	Cigna Group						Express Scripts Canada Wholesale	CAN	NIA	Express Scripts Canada Co. (99.9%); ESI-GP2 Canada, ULC (0.1%)	Ownership	100.000	Cigna Corporation	N	
.0901	Cigna Group		84-5003423				Express Scripts Health Information Network Partners, Inc.		NIA	Express Scripts, Inc.	Ownership	100.000	Cigna Corporation	N	
.0901	Cigna Group		45-2884094				Evernorth Health, Inc.	DE	NIA	Cigna Corporation	Ownership	100.000	Cigna Corporation	N	
.0901	Cigna Group		20-5826948				Express Scripts Pharmaceutical Procurement, LLC	DE	NIA	ESI Mail Pharmacy Service, Inc. (50%); Express Scripts, Inc. (50%)	Ownership	100.000	Cigna Corporation	N	
.0901	Cigna Group		00-0000000				Express Scripts Pharmacy Atlantic, Ltd.	CAN	NIA	Express Scripts Canada Services	Ownership	100.000	Cigna Corporation	N	
.0901	Cigna Group		00-0000000				Express Scripts Pharmacy Central, Ltd.	CAN	NIA	Express Scripts Canada Services	Ownership	100.000	Cigna Corporation	N	
.0901	Cigna Group		00-0000000				Express Scripts Pharmacy Ontario, Ltd.	CAN	NIA	Express Scripts Canada Services	Ownership	100.000	Cigna Corporation	N	
.0901	Cigna Group		00-0000000				Express Scripts Pharmacy West, Ltd.	CAN	NIA	Express Scripts Canada Services	Ownership	100.000	Cigna Corporation	N	
.0901	Cigna Group		30-0789911				Express Scripts Pharmacy, Inc.		NIA	Medco Health Services, Inc.	Ownership	100.000	Cigna Corporation	N	
.0901	Cigna Group		22-3114423				Express Scripts Sales Operations, Inc.	NJ	NIA	ESI Mail Pharmacy Service, Inc.	Ownership	100.000	Cigna Corporation	N	
.0901	Cigna Group		20-3126104				Express Scripts Senior Care Holdings, Inc.	DE	NIA	Express Scripts, Inc.	Ownership	100.000	Cigna Corporation	N	
.0901	Cigna Group		20-3126075				Express Scripts Senior Care, Inc.	DE	NIA	Express Scripts Senior Care Holdings, Inc.	Ownership	100.000	Cigna Corporation	N	
.0901	Cigna Group		43-1832983				Express Scripts Services Co.	DE	NIA	Express Scripts, Inc.	Ownership	100.000	Cigna Corporation	N	
.0901	Cigna Group		43-1869712				Express Scripts Specialty Distribution Services, Inc.	DE	NIA	Express Scripts, Inc.	Ownership	100.000	Cigna Corporation	N	
.0901	Cigna Group		22-2230703				Express Scripts Strategic Development, Inc.	NJ	NIA	Express Scripts, Inc.	Ownership	100.000	Cigna Corporation	N	
.0901	Cigna Group		43-1869714				Express Scripts Utilization Management Company	DE	NIA	Express Scripts, Inc.	Ownership	100.000	Cigna Corporation	N	
.0901	Cigna Group		43-1420563				Express Scripts, Inc.	DE	NIA	Evernorth Health, Inc.	Ownership	100.000	Cigna Corporation	N	
.0901	Cigna Group		00-0000000				FirstAssist Administration Limited	GBR	NIA	Cigna Willow Holdings, LTD.	Ownership	100.000	Cigna Corporation	N	
.0901	Cigna Group		23-1914061				Former Cigna Investments, Inc.		NIA	Cigna Investment Group, Inc.	Ownership	100.000	Cigna Corporation	N	
.0901	Cigna Group		02-0523249				Freco, Inc.	FL	NIA	Priority Healthcare Corporation	Ownership	100.000	Cigna Corporation	N	
.0901	Cigna Group		20-3229217				Freedom Service Company, LLC	FL	NIA	Lynnfield Drug, Inc.	Ownership	100.000	Cigna Corporation	N	
.0901	Cigna Group		00-0000000				Gillette Ridge Community Council, Inc.	CT	NIA	Connecticut General Life Insurance Company	Ownership	100.000	Cigna Corporation	N	
.0901	Cigna Group		20-3700105				Gillette Ridge Golf, LLC	DE	NIA	Connecticut General Life Insurance Company	Ownership	100.000	Cigna Corporation	N	
.0901	Cigna Group	95388	93-1174749				Great-West Healthcare of Illinois, Inc.	IL	NIA	Cigna Healthcare Holdings, Inc.	Ownership	100.000	Cigna Corporation	N	
.0901	Cigna Group		00-0000000				GRG Acquisitions LLC	DE	NIA	Connecticut General Life Insurance Company	Ownership	100.000	Cigna Corporation	N	
.0901	Cigna Group		11-9599164				Grown Ups New Zealand Limited	NZL	NIA	Cigna Life Insurance New Zealand Limited	Ownership	100.000	Cigna Corporation	N	
.0901	Cigna Group		76-0657035				GulfQuest, LP		NIA	HouQuest, LLC	Ownership	99.000	Cigna Corporation	N	
.0901	Cigna Group		52-2149519				Hazard Center Investment Company LLC	DE	NIA	Connecticut General Life Insurance Company	Ownership	100.000	Cigna Corporation	N	
.0901	Cigna Group		04-2992335				Healthbridge Reimbursement & Product Support, Inc.	MA	NIA	Priority Healthcare Corporation	Ownership	100.000	Cigna Corporation	N	
.0901	Cigna Group		26-2159005				Healthbridge, Inc.	DE	NIA	Express Scripts, Inc.	Ownership	100.000	Cigna Corporation	N	
.0901	Cigna Group		46-2086778				Health-Lynx, LLC	NJ	NIA	QualCare Alliance Networks, Inc.	Ownership	100.000	Cigna Corporation	N	
.0901	Cigna Group		06-1533555				Healthsource Benefits, Inc.	DE	NIA	Connecticut General Corporation	Ownership	100.000	Cigna Corporation	N	
.0901	Cigna Group		02-0467679				Healthsource Properties, Inc.	NH	NIA	Healthsource, Inc.	Ownership	100.000	Cigna Corporation	N	
.0901	Cigna Group		02-0387748		0000855587		Healthsource, Inc.	DE	NIA	Cigna Health Corporation	Ownership	100.000	Cigna Corporation	N	
.0901	Cigna Group	12902	20-8534298		0000855587		HealthSpring Life & Health Insurance Company, Inc.	TX	IA	NewQuest, LLC	Ownership	100.000	Cigna Corporation	N	
.0901	Cigna Group		20-8647386				HealthSpring Management of America, LLC	DE	NIA	NewQuest, LLC	Ownership	100.000	Cigna Corporation	N	
.0901	Cigna Group	11532	65-1129599				HealthSpring of Florida, Inc.	FL	IA	NewQuest, LLC	Ownership	100.000	Cigna Corporation	N	
.0901	Cigna Group		26-2353772				HealthSpring Pharmacy of Tennessee, LLC	DE	NIA	HealthSpring Pharmacy Services, LLC	Ownership	100.000	Cigna Corporation	N	
.0901	Cigna Group		26-2353476				HealthSpring Pharmacy Services, LLC	DE	NIA	NewQuest, LLC	Ownership	100.000	Cigna Corporation	N	
.0901	Cigna Group		72-1559530				HealthSpring USA, LLC	TN	NIA	NewQuest, LLC	Ownership	100.000	Cigna Corporation	N	
.0901	Cigna Group		20-1821898		0001339553		HealthSpring, Inc.	DE	NIA	Connecticut General Corporation	Ownership	100.000	Cigna Corporation	N	

41.6

ANNUAL STATEMENT FOR THE YEAR 2020 OF THE CIGNA HealthCare of New Jersey Inc.

SCHEDULE Y
PART 1A - DETAIL OF INSURANCE HOLDING COMPANY SYSTEM

1	2	3	4	5	6	7	8	9	10	11	12	13	14	15	16
Group Code	Group Name	NAIC Company Code	ID Number	Federal RSSD	CIK	Name of Securities Exchange if Publicly Traded (U.S. or International)	Names of Parent, Subsidiaries Or Affiliates	Domiciliary Location	Relationship to Reporting Entity	Directly Controlled by (Name of Entity/Person)	Type of Control (Ownership, Board, Management, Attorney-in-Fact, Influence, Other)	If Control is Ownership Provide Percentage	Ultimate Controlling Entity(ies)/Person(s)	Is an SCA Filing Required? (Y/N)	*
.0901	Cigna Group		81-4139432		0001339553		Heights at Bear Creek Venture LLC	DE	NIA	Cigna Affiliates Realty Investment Group, LLC	Ownership	90.000	Cigna Corporation	N	
.0901	Cigna Group		20-4266628				Home Physicians Management, LLC	DE	NIA	NewQuest, LLC	Ownership	100.000	Cigna Corporation	N	
.0901	Cigna Group		75-3108521				HouQuest, LLC	DE	NIA	NewQuest, LLC	Ownership	100.000	Cigna Corporation	N	
.0901	Cigna Group		37-1708015				Houston Briar Forest Apartments Limited Partnership	DE	NIA	Cigna Affiliates Realty Investment Group, LLC	Ownership	80.000	Cigna Corporation	N	
.0901	Cigna Group		95-4838551				Ideal Properties II LLC	CA	NIA	Cigna Affiliates Realty Investment Group, LLC	Ownership	85.000	Cigna Corporation	N	
.0901	Cigna Group		35-2041388				IHN, Inc.	IN	NIA	Connecticut General Corporation	Ownership	100.000	Cigna Corporation	N	
.0901	Cigna Group		00-0000000				Independent Health Information Technology Services L.L.C.	ARE	NIA	NAS Neuron Health Services, L.L.C.	Ownership	50.000	Cigna Corporation	N	
.0901	Cigna Group		82-1655179				Innovative Product Alignment, LLC		NIA	Express Scripts, Inc.	Ownership	100.000	Cigna Corporation	N	
.0901	Cigna Group		82-0658250				Inside RX, LLC	DE	NIA	Express Scripts, Inc.	Ownership	100.000	Cigna Corporation	N	
.0901	Cigna Group		81-0425785				Intermountain Underwriters, Inc.	MT	NIA	Benefit Management Corp.	Ownership	100.000	Cigna Corporation	N	
.0901	Cigna Group		00-0000000				International Pharmaceutical Solutions, GmbH		NIA	Cigna Holdings Overseas, Inc.	Ownership	100.000	Cigna Corporation	N	
.0901	Cigna Group		84-3406799				JA Lofts Holdings, LLC		NIA	JA Lofts JV Limited Partnership	Ownership	100.000	Cigna Corporation	N	
.0901	Cigna Group		84-3395923				JA Lofts JV Limited Partnership	DE	NIA	CARING JA Lofts Investor LP LLC	Ownership	90.000	Cigna Corporation	N	
.0901	Cigna Group		00-0000000				Kuwait Emirates Administration Services WLL	KWT	NIA	NAS Administrative Services Company LLC	Ownership	90.000	Cigna Corporation	N	
.0901	Cigna Group		00-0000000				KDM (Thailand) Limited	THA	NIA	RHP Thailand Limited	Ownership	99.900	Cigna Corporation	N	
.0901	Cigna Group		20-8064696				Kronos Optimal Health Company		NIA	Connecticut General Corporation	Ownership	100.000	Cigna Corporation	N	
.0901	Cigna Group		47-5292506				L&C Investments, LLC	DE	NIA	Express Scripts, Inc.	Ownership	100.000	Cigna Corporation	N	
.0901	Cigna Group		47-4375626				Lakehills CM-CG LLC	DE	NIA	Cigna Affiliates Realty Investment Group, LLC	Ownership	90.000	Cigna Corporation	N	
.0901	Cigna Group		00-0000000				LINA Financial Service	KOR	NIA	Cigna Korea Chusik Heosa	Ownership	100.000	Cigna Corporation	N	
.0901	Cigna Group		00-0000000				LINA Life Insurance Company of Korea	KOR	IA	Cigna Chestnut Holdings, Ltd.	Ownership	100.000	Cigna Corporation	N	
.0901	Cigna Group	65722	63-0343428				Loyal American Life Insurance Company		IA	Cigna Health and Life Insurance Company	Ownership	100.000	Cigna Corporation	N	
.0901	Cigna Group		58-2593075				Lynnfield Compounding Center, Inc.	FL	NIA	Priority Healthcare Corporation	Ownership	100.000	Cigna Corporation	N	
.0901	Cigna Group		04-3546044				Lynnfield Drug, Inc.	FL	NIA	Priority Healthcare Corporation	Ownership	100.000	Cigna Corporation	N	
.0901	Cigna Group		27-1506930				MAH Pharmacy, LLC	DE	NIA	Medco Health Solutions, Inc.	Ownership	100.000	Cigna Corporation	N	
.0901	Cigna Group		80-0908244				Mallory Square Partners I, LLC	DE	NIA	Cigna Affiliates Realty Investment Group, LLC	Ownership	80.000	Cigna Corporation	N	
.0901	Cigna Group		88-0241365				Managed Care Consultants, Inc.	NV	NIA	Cigna Health Corporation	Ownership	100.000	Cigna Corporation	N	
.0901	Cigna Group		51-0500147				Matrix GPO, LLC	IN	NIA	Priority Healthcare Corporation	Ownership	100.000	Cigna Corporation	N	
.0901	Cigna Group		59-3720653				Matrix Healthcare Services, Inc.	FL	NIA	MyMatrix Holdings, LLC	Ownership	100.000	Cigna Corporation	N	
.0901	Cigna Group		06-1346406				MCC Independent Practice Association of New York, Inc.	NY	NIA	Cigna Behavioral Health, Inc.	Ownership	100.000	Cigna Corporation	N	
.0901	Cigna Group	34720	13-3506395				Medco Containment Insurance Company of NY	NY	IA	Medco Health Solutions, Inc.	Ownership	100.000	Cigna Corporation	N	
.0901	Cigna Group	63762	42-1425239				Medco Containment Life Insurance Company	PA	IA	Medco Health Solutions, Inc.	Ownership	100.000	Cigna Corporation	N	
.0901	Cigna Group		27-3709630				Medco Europe II, LLC	DE	NIA	Medco Europe, LLC	Ownership	100.000	Cigna Corporation	N	
.0901	Cigna Group		46-2166374				Medco Europe, LLC	DE	NIA	Medco Health Solutions, Inc.	Ownership	100.000	Cigna Corporation	N	
.0901	Cigna Group		84-5017653				Medco Health Information Network Partners, Inc.	DE	NIA	Medco Health Solutions, Inc.	Ownership	100.000	Cigna Corporation	N	
.0901	Cigna Group		81-0616525				Medco Health Puerto Rico, LLC	DE	NIA	Medco Health Solutions, Inc.	Ownership	100.000	Cigna Corporation	N	
.0901	Cigna Group		26-3544786				Medco Health Services, Inc.	DE	NIA	Medco Health Solutions, Inc.	Ownership	100.000	Cigna Corporation	N	
.0901	Cigna Group		22-3461740				Medco Health Solutions, Inc.	DE	NIA	Evernorth Health, Inc.	Ownership	100.000	Cigna Corporation	N	
.0901	Cigna Group		88-0334401				Mediversal, Inc.	NV	NIA	Connecticut General Corporation	Ownership	100.000	Cigna Corporation	N	
.0901	Cigna Group		27-3801345				MedSolutions Holdings, Inc.	DE	NIA	eviCore 1, LLC	Ownership	100.000	Cigna Corporation	N	
.0901	Cigna Group		32-0071543				MSI Health Organization of Texas, Inc.	TX	NIA	eviCore healthcare MSI, LLC	Ownership	100.000	Cigna Corporation	N	
.0901	Cigna Group		27-5492993				MSI HT, LLC	TN	NIA	eviCore healthcare MSI, LLC	Ownership	100.000	Cigna Corporation	N	
.0901	Cigna Group		27-5493148				MSI LT, LLC	TN	NIA	eviCore healthcare MSI, LLC	Ownership	100.000	Cigna Corporation	N	
.0901	Cigna Group		27-5493321				MSI SAP-GW, LLC	TN	NIA	eviCore healthcare MSI, LLC	Ownership	100.000	Cigna Corporation	N	
.0901	Cigna Group		86-1090522				MSIAZ I, LLC	TN	NIA	eviCore healthcare MSI, LLC	Ownership	100.000	Cigna Corporation	N	
.0901	Cigna Group		20-1749733				MSICA I, LLC	TN	NIA	eviCore healthcare MSI, LLC	Ownership	100.000	Cigna Corporation	N	

ANNUAL STATEMENT FOR THE YEAR 2020 OF THE CIGNA HealthCare of New Jersey Inc.

SCHEDULE Y
PART 1A - DETAIL OF INSURANCE HOLDING COMPANY SYSTEM

1	2	3	4	5	6	7	8	9	10	11	12	13	14	15	16
Group Code	Group Name	NAIC Company Code	ID Number	Federal RSSD	CIK	Name of Securities Exchange if Publicly Traded (U.S. or International)	Names of Parent, Subsidiaries Or Affiliates	Domi-ciliary Location	Relation-ship to Reporting Entity	Directly Controlled by (Name of Entity/Person)	Type of Control (Ownership, Board, Management, Attorney-in-Fact, Influence, Other)	If Control is Ownership Provide Percentage	Ultimate Controlling Entity(ies)/Person(s)	Is an SCA Filing Re-quired? (Y/N)	*
.0901	Cigna Group		20-1222347				MSICO I, LLC	TN	NIA	eviCore healthcare MSI, LLC	Ownership	100.000	Cigna Corporation	.N	
.0901	Cigna Group		55-0840800				MSIFL, LLC	TN	NIA	eviCore healthcare MSI, LLC	Ownership	100.000	Cigna Corporation	.N	
.0901	Cigna Group		26-0181185				MSIMD I, LLC	TN	NIA	eviCore healthcare MSI, LLC	Ownership	100.000	Cigna Corporation	.N	
.0901	Cigna Group		74-3122235				MSINC I, LLC	TN	NIA	eviCore healthcare MSI, LLC	Ownership	100.000	Cigna Corporation	.N	
.0901	Cigna Group		11-3715243				MSINH II, LLC	TN	NIA	eviCore healthcare MSI, LLC	Ownership	100.000	Cigna Corporation	.N	
.0901	Cigna Group		03-0524694				MSINH, LLC	TN	NIA	eviCore healthcare MSI, LLC	Ownership	100.000	Cigna Corporation	.N	
.0901	Cigna Group		20-1749446				MSINJ I, LLC	TN	NIA	eviCore healthcare MSI, LLC	Ownership	100.000	Cigna Corporation	.N	
.0901	Cigna Group		20-1761914				MSINW I, LLC	TN	NIA	eviCore healthcare MSI, LLC	Ownership	100.000	Cigna Corporation	.N	
.0901	Cigna Group		55-0840806				MSISC II, LLC	TN	NIA	eviCore healthcare MSI, LLC	Ownership	100.000	Cigna Corporation	.N	
.0901	Cigna Group		26-0336736				MSIVT I, LLC	TN	NIA	eviCore healthcare MSI, LLC	Ownership	100.000	Cigna Corporation	.N	
.0901	Cigna Group		20-2536458				MSIWA, LLC	TN	NIA	eviCore healthcare MSI, LLC	Ownership	100.000	Cigna Corporation	.N	
.0901	Cigna Group		36-4833284				MyM Technology Services, LLC	FL	NIA	MyMatrixx Holdings, LLC	Ownership	100.000	Cigna Corporation	.N	
.0901	Cigna Group		82-1350878				myMatrixx Holdings, LLC	DE	NIA	Express Scripts, Inc.	Ownership	100.000	Cigna Corporation	.N	
.0901	Cigna Group		46-2589799				myMatrixx-B, LLC	FL	NIA	Matrix Healthcare Services, Inc.	Ownership	100.000	Cigna Corporation	.N	
.0901	Cigna Group		00-0000000				NAS Administrative Services Company LLC	ARE	NIA	NAS Neuron Health Services, L.L.C.	Ownership	99.000	Cigna Corporation	.N	
.0901	Cigna Group		00-0000000				NAS Neuron Health Services, L.L.C.	ARE	NIA	Cigna Chestnut Holdings, Ltd.	Ownership	34.000	Cigna Corporation	.N	
.0901	Cigna Group		00-0000000				NAS United SPV	CYM	NIA	NAS Neuron Health Services, L.L.C.	Ownership	100.000	Cigna Corporation	.N	
.0901	Cigna Group		00-0000000				Neuron LLC	ARE	NIA	NAS Neuron Health Services, L.L.C.	Ownership	99.000	Cigna Corporation	.N	
.0901	Cigna Group		52-1929677				NewQuest Management Northeast, LLC		NIA	NewQuest, LLC	Ownership	100.000	Cigna Corporation	.N	
.0901	Cigna Group		33-1033586				NewQuest Management of Alabama, LLC	AL	NIA	NewQuest, LLC	Ownership	100.000	Cigna Corporation	.N	
.0901	Cigna Group		20-4954206				NewQuest Management of Florida, LLC	FL	NIA	NewQuest, LLC	Ownership	100.000	Cigna Corporation	.N	
.0901	Cigna Group		77-0632665				NewQuest Management of Illinois, LLC	IL	NIA	NewQuest, LLC	Ownership	100.000	Cigna Corporation	.N	
.0901	Cigna Group		45-0633893				NewQuest Management of West Virginia, LLC	DE	NIA	NewQuest, LLC	Ownership	100.000	Cigna Corporation	.N	
.0901	Cigna Group		76-0628370				NewQuest, LLC	TX	NIA	HealthSpring, Inc.	Ownership	100.000	Cigna Corporation	.N	
.0901	Cigna Group		82-5244890				Octave Health Group, Inc.	DE	NIA	Cigna Ventures, LLC	Ownership	10.100	Cigna Corporation	.N	
.0901	Cigna Group		91-1599329				Olympic Health Management Services, Inc.	WA	NIA	Olympic Health Management Systems, Inc.	Ownership	100.000	Cigna Corporation	.N	
.0901	Cigna Group		91-1500758				Olympic Health Management Systems, Inc.	WA	NIA	Sterling Life Insurance Company	Ownership	100.000	Cigna Corporation	.N	
.0901	Cigna Group		00-0000000				OnePath Life (NZ) Limited	NZL	IA	Cigna New Zealand Holdings Limited	Ownership	100.000	Cigna Corporation	.N	
.0901	Cigna Group		80-0818758				Patient Provider Alliance, Inc.		NIA	Brighter, Inc.	Ownership	100.000	Cigna Corporation	.N	
.0901	Cigna Group		35-1927379				Priority Healthcare Corporation	IN	NIA	CurasScript, Inc.	Ownership	100.000	Cigna Corporation	.N	
.0901	Cigna Group		59-3761140				Priority Healthcare Distribution, Inc.	FL	NIA	Priority Healthcare Corp	Ownership	100.000	Cigna Corporation	.N	
.0901	Cigna Group	67903	23-1335885				Provident American Life & Health Insurance Company	OH	IA	Cigna National Health Insurance Company	Ownership	100.000	Cigna Corporation	.N	
.0901	Cigna Group		00-0000000				PT GAR Indonesia	IDN	NIA	Cigna Holdings Overseas, Inc.	Ownership	99.160	Cigna Corporation	.N	
.0901	Cigna Group		AA-5360003				PT Asuransi Cigna	IDN	IA	Cigna Worldwide Insurance Company	Ownership	99.999	Cigna Corporation	.N	
.0901	Cigna Group		45-5046449				PUR Arbors Apartments Venture LLC		NIA	Cigna Affiliates Realty Investment Group, LLC	Ownership	87.500	Cigna Corporation	.N	
.0901	Cigna Group		23-3744987				QualCare Alliance Networks, Inc.	NJ	NIA	Cigna Health and Life Insurance Company	Ownership	100.000	Cigna Corporation	.N	
.0901	Cigna Group		46-1801639				QualCare Management Resources Limited Liability Company	NJ	NIA	QualCare Alliance Networks, Inc.	Ownership	100.000	Cigna Corporation	.N	
.0901	Cigna Group		22-3129563				QualCare, Inc.	NJ	NIA	QualCare Alliance Networks, Inc.	Ownership	100.000	Cigna Corporation	.N	
.0901	Cigna Group		45-5569416				QPID Health, LLC	DE	NIA	eviCore healthcare MSI, LLC	Ownership	100.000	Cigna Corporation	.N	
.0901	Cigna Group		00-0000000				RHP (Thailand) Limited	THA	NIA	Cigna Apac Holdings, Ltd.	Ownership	49.000	Cigna Corporation	.N	
.0901	Cigna Group		83-1460134				Rise-CG Capitol Hill, LP		NIA	CARING Capitol Hill LP LLC	Ownership	90.000	Cigna Corporation	.N	
.0901	Cigna Group		84-3254168				Rise-CG JA Lofts Limited Partnership	DE	NIA	JA Lofts Holdings, LLC (.5%); JA Lofts JV Limited Partnership (99.5%)	Ownership	100.000	Cigna Corporation	.N	
.0901	Cigna Group		35-1641636				Sagamore Health Network, Inc.	IN	NIA	Cigna Health Corporation	Ownership	100.000	Cigna Corporation	.N	
.0901	Cigna Group		46-3593103				SB-SNH LLC	DE	NIA	Cigna Affiliates Realty Investment Group, LLC	Ownership	85.000	Cigna Corporation	.N	
.0901	Cigna Group		22-2483867				Scibal Associates, Inc.	NJ	NIA	QualCare Alliance Networks, Inc.	Ownership	100.000	Cigna Corporation	.N	
.0901	Cigna Group		95-2876207				Secon Properties, LP	CA	NIA	Cigna Affiliates Realty Investment Group, LLC	Ownership	50.000	South Coast Plaza Associates, LLC (non-affiliate)	.N	
.0901	Cigna Group		82-1732483				SOMA Apartments Venture LLC	DE	NIA	Cigna Affiliates Realty Investment Group, LLC	Ownership	90.000	Cigna Corporation	.N	

ANNUAL STATEMENT FOR THE YEAR 2020 OF THE CIGNA HealthCare of New Jersey Inc.

SCHEDULE Y

PART 1A - DETAIL OF INSURANCE HOLDING COMPANY SYSTEM

1	2	3	4	5	6	7	8	9	10	11	12	13	14	15	16
Group Code	Group Name	NAIC Company Code	ID Number	Federal RSSD	CIK	Name of Securities Exchange if Publicly Traded (U.S. or International)	Names of Parent, Subsidiaries Or Affiliates	Domi-ciliary Location	Relation-ship to Reporting Entity	Directly Controlled by (Name of Entity/Person)	Type of Control (Ownership, Board, Management, Attorney-in-Fact, Influence, Other)	If Control is Ownership Provide Percentage	Ultimate Controlling Entity(ies)/Person(s)	Is an SCA Filing Re-quired? (Y/N)	*
.0901	Cigna Group		82-4405071				Specialty Products Acquisitions, LLC	DE	NIA	Medco Health Solutions, Inc.	Ownership	100.000	Cigna Corporation	N	
.0901	Cigna Group		61-1317695				SpectraCare Health Care Ventures, Inc.	KY	NIA	SpectraCare, Inc.	Ownership	100.000	Cigna Corporation	N	
.0901	Cigna Group		61-1147068				SpectraCare, Inc.	KY	NIA	Priority Healthcare Corp	Ownership	100.000	Cigna Corporation	N	
.0901	Cigna Group	77399	13-1867829				Sterling Life Insurance Company	IL	IA	Cigna Health and Life Insurance Company	Ownership	100.000	Cigna Corporation	N	
.0901	Cigna Group		47-2658932				Strategic Pharmaceutical Investments, LLC	DE	NIA	Priority Healthcare Corp	Ownership	100.000	Cigna Corporation	N	
.0901	Cigna Group		00-0000000				SureScripts, LLC	VA	NIA	Express Scripts, Inc. 16.7%/Medco Health Solutions, Inc. 16.7%	Ownership	33.400	Cigna Corporation	N	
.0901	Cigna Group		22-3474888				Systemed, LLC	DE	NIA	Medco Health Solutions, Inc.	Ownership	100.000	Cigna Corporation	N	
.0901	Cigna Group		23-3074013				Tel-Drug of Pennsylvania, LLC	PA	NIA	Connecticut General Life Insurance Company	Ownership	100.000	Cigna Corporation	N	
.0901	Cigna Group		46-0427127				Tel-Drug, Inc.	SD	NIA	Connecticut General Corporation	Ownership	100.000	Cigna Corporation	N	
.0901	Cigna Group		00-0000000				Temple Insurance Company Limited	BMJ	IA	Healthsource, Inc.	Ownership	100.000	Cigna Corporation	N	
.0901	Cigna Group		20-5524622				Tennessee Quest, LLC		NIA	NewQuest, LLC	Ownership	100.000	Cigna Corporation	N	
.0901	Cigna Group		75-3108527				TexQuest, LLC	DE	NIA	NewQuest, LLC	Ownership	100.000	Cigna Corporation	N	
.0901	Cigna Group		85-1955731				The Flats at Interbay Holdings, LLC	DE	NIA	The Flats at Interbay JV Limited Partnership	Ownership	100.000	Cigna Corporation	N	
.0901	Cigna Group		85-1955075				The Flats at Interbay JV Limited Partnership	DE	NIA	CARING Interbay Investor LP LLC	Ownership	90.000	Cigna Corporation	N	
.0901	Cigna Group		85-1962013				The Flats at Interbay Limited Partnership	DE	NIA	The Flats at Interbay JV Limited Partnership	Ownership	99.500	Cigna Corporation	N	
.0901	Cigna Group		46-5264463				Trainer Rx, Inc.	DE	NIA	Cigna Ventures, LLC	Ownership	19.400	Cigna Corporation	N	
.0901	Cigna Group		00-0000000				Transwestern Federal, L.L.C.	DE	NIA	Transwestern Federal Holdings, L.L.C.	Ownership	7.616	Cigna Corporation	N	
.0901	Cigna Group		00-0000000				Transwestern Federal Holdings, L.L.C.	DE	NIA	Cigna Affiliates Realty Investment Group, LLC	Ownership	7.616	Cigna Corporation	N	
.0901	Cigna Group	65269	75-2305400				United Benefit Life Insurance Company	OH	IA	Provident American Life and Health Insurance Company	Ownership	100.000	Cigna Corporation	N	
.0901	Cigna Group		88-0344624				Universal Claims Administration	MT	NIA	Mediversal, Inc.	Ownership	100.000	Cigna Corporation	N	
.0901	Cigna Group		82-4410128				ValoremRx Sourcing Solutions, LLC	DE	NIA	Specialty Products Acquisitions, LLC (50%)	Ownership	50.000	Cigna Corporation	N	
.0901	Cigna Group		98-0463704				Vielife Services, Inc.	DE	NIA	Cigna Global Wellbeing Holdings Limited	Ownership	100.000	Cigna Corporation	N	
.0901	Cigna Group		00-0000000				Verify Solutions Group, Inc.	DE	NIA	Cigna Health and Life Insurance Company	Ownership	100.000	Cigna Corporation	Y	
.0901	Cigna Group		00-0000000				Westcore CG AC, LLC	DE	NIA	CARING Westcore Holding Investor LLC	Ownership	90.000	Cigna Corporation	N	
.0901	Cigna Group		84-3178563				Westcore CG Camelback, LLC	DE	NIA	CARING Westcore Holding Investor LLC	Ownership	90.000	Cigna Corporation	N	
.0901	Cigna Group		00-0000000				Westcore CG Commerce, LLC	DE	NIA	CARING Westcore Holding Investor LLC	Ownership	90.000	Cigna Corporation	N	
.0901	Cigna Group		84-3178563				Westcore CG Dove Valley I, LLC	DE	NIA	CARING Westcore Holding Investor LLC	Ownership	90.000	Cigna Corporation	N	
.0901	Cigna Group		84-3178563				Westcore CG Dove Valley II, LLC	DE	NIA	CARING Westcore Holding Investor LLC	Ownership	90.000	Cigna Corporation	N	
.0901	Cigna Group		84-3178563				Westcore CG Fountain Lakes, LLC	DE	NIA	CARING Westcore Holding Investor LLC	Ownership	90.000	Cigna Corporation	N	
.0901	Cigna Group		84-3178563				Westcore CG Gateway, LLC	DE	NIA	CARING Westcore Holding Investor LLC	Ownership	90.000	Cigna Corporation	N	
.0901	Cigna Group		84-3178563				Westcore CG I-35, LLC	DE	NIA	CARING Westcore Holding Investor LLC	Ownership	90.000	Cigna Corporation	N	
.0901	Cigna Group		84-3178563				Westcore CG Mezz, LLC	DE	NIA	CARING Westcore Holding Investor LLC	Ownership	90.000	Cigna Corporation	N	
.0901	Cigna Group		84-3178563				Westcore CG Navy, LLC	DE	NIA	CARING Westcore Holding Investor LLC	Ownership	90.000	Cigna Corporation	N	
.0901	Cigna Group		84-3178563				Westcore CG Potomac Park, LLC	DE	NIA	CARING Westcore Holding Investor LLC	Ownership	90.000	Cigna Corporation	N	
.0901	Cigna Group		84-3178563				Westcore CG Solano, LLC	DE	NIA	CARING Westcore Holding Investor LLC	Ownership	90.000	Cigna Corporation	N	
.0901	Cigna Group		84-3178563				Westcore CG Susana, LLC	DE	NIA	CARING Westcore Holding Investor LLC	Ownership	90.000	Cigna Corporation	N	
.0901	Cigna Group		00-0000000				Westcore CG Venture, LLC	DE	NIA	CARING Westcore Holding Investor LLC	Ownership	90.000	Cigna Corporation	N	
.0901	Cigna Group		85-3567364				Westcore Realty CG Avondale, LLC	DE	NIA	CARING Avondale Investor LLC	Ownership	90.000	Cigna Corporation	N	
.0901	Cigna Group		00-0000000				Willow DSP LLC	DE	NIA	Accredo Health, Incorporated	Ownership	100.000	Cigna Corporation	N	
.0901	Cigna Group		00-0000000				YCFM Servicios LTDA	BRA	NIA	Cigna Global Holdings, Inc.	Ownership	35.320	Cigna Corporation	N	

**N
O
N
E**

41.10

Asterisk	Explanation

SCHEDULE Y

PART 2 - SUMMARY OF INSURER'S TRANSACTIONS WITH ANY AFFILIATES

1	2	3	4	5	6	7	8	9	10	11	12	13
NAIC Company Code	ID Number	Names of Insurers and Parent, Subsidiaries or Affiliates	Shareholder Dividends	Capital Contributions	Purchases, Sales or Exchanges of Loans, Securities, Real Estate, Mortgage Loans or Other Investments	Income/ (Disbursements) Incurred in Connection with Guarantees or Undertakings for the Benefit of any Affiliate(s)	Management Agreements and Service Contracts	Income/ (Disbursements) Incurred Under Reinsurance Agreements	*	Any Other Material Activity Not in the Ordinary Course of the Insurer's Business	Totals	Reinsurance Recoverable/ (Payable) on Losses and/or Reserve Credit Taken/(Liability)
	00-000000	222 Main Street CARING GP LLC									0	
	46-4671745	222 Main Street Investors LP									0	
	00-000000	680 Investors LLC									0	
	00-000000	685 New Hampshire LLC									0	
	82-4794800	9171 Wilshire CPI-CII LLC									0	
	11-3358535	Accredo Health Group, Inc.									0	
	55-0894449	Accredo Health, Incorporated									0	
	13-3888838	AHG of New York, Inc.									0	
	75-3040465	Airport Holdings, LLC									0	
	35-2562415	Alegis Care Services, LLC									0	
	85-0909305	Alegis Care Services of Colorado, LLC									0	
	81-0400550	Allegiance Benefit Plan Management, Inc.					15,007,518				15,007,518	
	03-0507057	Allegiance Care Management, LLC					92,821				92,821	
	71-0916514	Allegiance COBRA Services, Inc.					605				605	
12814	20-4433475	Allegiance Life & Health Insurance Company										
	26-2201582	Allegiance Provider Direct, LLC					(1,812,762)	(383,300)			(2,196,062)	31,870
	20-3851464	Allegiance Re, Inc.									0	
88366	59-2760189	American Retirement Life Insurance Company	(15,000,000)	(5,000,000)			(22,125,012)				(42,125,012)	
	82-3315524	Arbor Heights Venture LLC									0	
	46-4080861	AristaMD, Inc.									0	
	86-3581583	Arizona Health Plan, Inc.									0	
	00-000000	Ascent Health Services LLC	(200,000,000)				(64,616)				(200,064,616)	
	81-0585518	Benefit Management Corp.	(5,000,000)								(5,000,000)	
	81-2650133	Berewick Apartments LLC									0	
	43-1815573	Biopartners in Care, Inc.									0	
	06-1522976	Blodget & Hazard Limited									0	
10095	52-2259087	Bravo Health Mid-Atlantic, Inc.					(25,914,803)				(25,914,803)	
11524	52-2363406	Bravo Health Pennsylvania, Inc.	(23,000,000)				(109,766,931)				(132,766,931)	
	27-1713977	Brighter, Inc.					1,274,117				1,274,117	
	46-4918521	Buoy Health, Inc.									0	
	61-1162797	Care Continuum, Inc.									0	
	85-0954556	CareAllies Accountable Care Collaborative LLC									0	
	85-0935554	CareAllies Accountable Care Network LLC									0	
	26-0180898	CareAllies, Inc.					(1,234)				(1,234)	
	81-2760646	CareAllies, LLC									0	
	14-1831391	CareCore National, LLC									0	
10144	20-1089572	CareCore NJ, LLC									0	
	45-2681649	CarePlexus, LLC									0	
	83-1400586	CARING 18th & Salmon Investor LLC									0	
	83-2562994	CARING 500 Ygnacio Investor LLC									0	
	84-1960231	CARING 3130 Investor LLC									0	

SCHEDULE Y

PART 2 - SUMMARY OF INSURER'S TRANSACTIONS WITH ANY AFFILIATES

1	2	3	4	5	6	7	8	9	10	11	12	13
NAIC Company Code	ID Number	Names of Insurers and Parent, Subsidiaries or Affiliates	Shareholder Dividends	Capital Contributions	Purchases, Sales or Exchanges of Loans, Securities, Real Estate, Mortgage Loans or Other Investments	Income/ (Disbursements) Incurred in Connection with Guarantees or Undertakings for the Benefit of any Affiliate(s)	Management Agreements and Service Contracts	Income/ (Disbursements) Incurred Under Reinsurance Agreements	*	Any Other Material Activity Not in the Ordinary Course of the Insurer's Business	Totals	Reinsurance Recoverable/ (Payable) on Losses and/or Reserve Credit Taken/(Liability)
	83-2318410	CARING 9171 Wilshire Investor LLC										0
	83-2851501	CARING Alta Englewood Investor LLC										0
	85-2966766	CARING Alta Leander Investor LLC										0
	83-2563284	CARING Alta Woodson Investor LLC										0
	85-2966766	CARING Avondale Investor LLC										0
	32-0570889	CARING Capitol Hill GP LLC										0
	37-1903297	CARING Capitol Hill LP LLC										0
	83-2851364	CARING Century Plaza Investor LLC										0
	83-2318370	CARING Dulles Town Center Investor LLC										0
	83-3701937	CARING Firestone Investor LLC										0
		CARING JA Lofts Investor LP LLC										0
		CARING JA Lofts Investor GP LLC										0
	83-2318233	CARING Heights at Bear Creek Investor LLC										0
												0
	83-1400482	CARING Hillcrest Investor LLC										0
	84-4410554	CARING IBP Investor LLC										0
	85-1961034	CARING Interbay Investor GP LLC										0
	85-1984627	CARING Interbay Investor LP LLC										0
	83-2339522	CARING Mallory Square Investor LLC										0
	83-2563138	CARING Soma Investor LLC										0
	83-2633790	CARING Alexan Enclave Investor LLC										0
	83-2633886	CARING Orange Collection Investor LLC										0
	83-8294933	CARING South Coast Subsidiary LLC										0
	38-4085763	CARING Westcore Holding Investor LLC										0
	83-3923178	CARING XR International Investor LLC										0
	83-4317078	CARING XR 2 International Investor LLC										0
	84-1843578	CGGL XR 2 International JV LLC										0
	84-1843578	CGGL XR 2 International Mezz LLC										0
	45-2604992	CCN NMO, LLC										0
	33-1039759	CCN-WNY IPA, LLC										0
	34-1970892	Ceres Sales of Ohio, LLC									(488)	0
	06-1332403	CG Individual Tax Benefit Payments, Inc.										0
	06-1332405	CG Life Pension Benefits Payments, Inc.										0
	06-1332401	CG LINA Pension Benefits Payments, Inc.										0
	84-2083351	CG-AQ 477 South Market Street LLC										0
	84-4773972	CG-LEDO IBP Venture LLC										0
	84-4747045	CG-LEDO IBP I LLC										0
	84-4755025	CG-LEDO IBP II LLC										0
	83-2993316	CG-Muller 550 Winchester, LLC										0
	45-5499889	CG Seventh Street, LLC										0
	82-1280312	CG/Wood Alta 601, LLC										0
	85-2233381	CG/Wood Alta Leander Station, LLC										0
	81-3281922	CGGL Chapman LLC										0
	81-3313562	CGGL City Parkway LLC										0

ANNUAL STATEMENT FOR THE YEAR 2020 OF THE CIGNA HealthCare of New Jersey Inc.

SCHEDULE Y

PART 2 - SUMMARY OF INSURER'S TRANSACTIONS WITH ANY AFFILIATES

1	2	3	4	5	6	7	8	9	10	11	12	13
NAIC Company Code	ID Number	Names of Insurers and Parent, Subsidiaries or Affiliates	Shareholder Dividends	Capital Contributions	Purchases, Sales or Exchanges of Loans, Securities, Real Estate, Mortgage Loans or Other Investments	Income/ (Disbursements) Incurred in Connection with Guarantees or Undertakings for the Benefit of any Affiliate(s)	Management Agreements and Service Contracts	Income/ (Disbursements) Incurred Under Reinsurance Agreements	*	Any Other Material Activity Not in the Ordinary Course of the Insurer's Business	Totals	Reinsurance Recoverable/ (Payable) on Losses and/or Reserve Credit Taken/(Liability)
	61-1797835	CGGL Orange Collection LLC									0	
	00-0000000	CGGL Orange Collection Mezz LLC									0	
	84-1921719	CGGL XR International LLC									0	
	84-1843578	CGGL XR 2 International LLC									0	
	00-0000000	CGO Participatos LTDA									0	
	59-3466707	Chiro Alliance Corporation									0	
	81-3389374	CIG-LEI Ygnacio Associates LLC									0	
	82-4774243	CI-GS Portland, LLC									0	
	82-1612980	CI-GS Hillcrest LLC									0	
	00-0000000	Cigna & CMB Asset Management Company Limited									0	
	00-0000000	Cigna & CMB Health Services Company, Ltd.									0	
		Cigna & CMB Life Insurance Company Limited	(15,714,046)								(15,714,046)	456,882
	00-0000000	CIGNA 2000 UK Pension LTD									0	
	27-5402196	Cigna Affiliates Realty Investment Group, LLC		240,081,158							240,081,158	
	00-0000000	Cigna Alder Holdings, LLC									0	
	00-0000000	Cigna Apac Holdings, Ltd.									0	
13733	03-0452349	Cigna Arbor Life Insurance Company	(5,500,000)				(9,485)				(5,509,485)	
	98-1181787	Cigna Beechwood Holdings									0	
	94-3107309	Cigna Behavioral Health of California, Inc.					(33,353)				(33,353)	
	75-2751090	Cigna Behavioral Health of Texas, Inc.					(81,990)				(81,990)	
	41-1648670	Cigna Behavioral Health, Inc.	(85,000,000)				(379,815,611)				(464,815,611)	
	00-0000000	Cigna Bellevue Alpha LLC									0	
	02-0515554	Cigna Benefit Technology Solutions, Inc.									0	
	01-0947889	Cigna Benefits Financing, Inc.					1,167,360				1,167,360	
	00-0000000	Cigna Brokerage & Marketing (Thailand) Limited									0	
	00-0000000	Cigna Cedar Holdings, Ltd.									0	
	98-1137759	Cigna Chestnut Holdings, Ltd.									0	
	27-3396038	Cigna Corporate Services, LLC									0	
	82-4991898	Cigna Corporation (A Delaware corporation and ultimate parent company)	2,318,500,000								2,318,500,000	
	00-0000000	Cigna Data Services (Shanghai) Company Limited									0	
	59-2600475	Cigna Dental Health Of California, Inc.	(12,000,000)				(120,504)				(12,120,504)	
11175	59-2675861	Cigna Dental Health Of Colorado, Inc.	(2,700,000)				(1,028,488)				(3,728,488)	
95380	59-2676987	Cigna Dental Health Of Delaware, Inc.					(22,072)				(22,072)	
52021	59-1611217	Cigna Dental Health Of Florida, Inc.	(10,000,000)				(4,392,036)				(14,392,036)	
	06-1351097	Cigna Dental Health of Illinois, Inc.									0	
52024	59-2625350	Cigna Dental Health Of Kansas, Inc.	(540,000)				(208,932)				(748,932)	

42.2

ANNUAL STATEMENT FOR THE YEAR 2020 OF THE CIGNA HealthCare of New Jersey Inc.

SCHEDULE Y

PART 2 - SUMMARY OF INSURER'S TRANSACTIONS WITH ANY AFFILIATES

1	2	3	4	5	6	7	8	9	10	11	12	13
NAIC Company Code	ID Number	Names of Insurers and Parent, Subsidiaries or Affiliates	Shareholder Dividends	Capital Contributions	Purchases, Sales or Exchanges of Loans, Securities, Real Estate, Mortgage Loans or Other Investments	Income/ (Disbursements) Incurred in Connection with Guarantees or Undertakings for the Benefit of any Affiliate(s)	Management Agreements and Service Contracts	Income/ (Disbursements) Incurred Under Reinsurance Agreements	*	Any Other Material Activity Not in the Ordinary Course of the Insurer's Business	Totals	Reinsurance Recoverable/ (Payable) on Losses and/or Reserve Credit Taken/(Liability)
52108	59-2619589	Cigna Dental Health Of Kentucky, Inc.	(3,250,000)				(1,298,064)				(4,548,064)	
48119	20-2844020	Cigna Dental Health Of Maryland, Inc.	(3,750,000)				(1,112,646)				(4,862,646)	
11160	06-1582068	Cigna Dental Health Of Missouri, Inc.	(1,582,000)				(544,286)				(2,126,286)	
11167	59-2308062	Cigna Dental Health Of New Jersey, Inc.	(1,100,000)				(1,733,110)				(2,833,110)	
95179	56-1803464	Cigna Dental Health Of North Carolina, Inc.					(711,417)				(711,417)	
47805	59-2579774	Cigna Dental Health Of Ohio, Inc.	(1,800,000)				(1,005,885)				(2,805,885)	
47041	52-1220578	Cigna Dental Health Of Pennsylvania, Inc.					(742,523)				(2,592,523)	
95037	59-2676977	Cigna Dental Health Of Texas, Inc.	(7,900,000)				(4,664,458)				(12,564,458)	
52617	52-2188914	Cigna Dental Health Of Virginia, Inc.	(2,000,000)				(702,684)				(2,702,684)	
47013	86-0807222	Cigna Dental Health Plan Of Arizona, Inc.										
	59-2308055	Cigna Dental Health, Inc.	(3,200,000)				605,726				(2,594,274)	
	58-1136865	Cigna Direct Marketing Company, Inc.	6,672,000				32,679,293				39,351,293	
	98-1155943	Cigna Elmwood Holdings, SPRL									0	
	00-0000000	Cigna Europe Insurance Company S.A.-N.V.									0	
	00-0000000	Cigna European Services (UK) Limited									0	
	62-1724116	Cigna Federal Benefits, Inc.									0	
	00-0000000	Cigna Finans Emekliilik Ve Hayat A.S.									0	
	51-0389196	Cigna Global Holdings, Inc.	(19,096,130)	144,927,800			(12,299)				125,819,371	
	68-0676638	Cigna Global Insurance Company Limited					(3,131)	(291,927)			(295,058)	
	98-0210110	Cigna Global Reinsurance Company, Ltd.	(136,971,699)				(125,772)	9,729,123			(127,368,348)	(115,182,312)
		Cigna Global Wellbeing Holdings Limited									0	
		Cigna Global Wellbeing Solutions Limited									0	
67369	59-1031071	Cigna Health and Life Insurance Company	(1,715,000,000)	(282,735,774)	(1,084,457,759)		235,477,856	(116,899,356)			(2,963,615,033)	38,394,202
	62-1312478	Cigna Health Corporation	(29,000,000)				45,957,249				16,957,249	
	23-1728483	Cigna Health Management, Inc.					63,598,943	110,234,514			173,833,457	
	00-0000000	Cigna Health Solution India Pvt. Ltd.					352,974				352,974	
	23-2741293	Cigna Healthcare Benefits, Inc.									0	
	84-0985843	Cigna Healthcare Holdings, Inc.									0	
95599	52-1404350	Cigna HealthCare Mid-Atlantic, Inc.									0	
95125	86-0334392	Cigna HealthCare of Arizona, Inc.		7,000,000			(12,135,018)	(360,762)			(5,495,780)	795,027
	95-3310115	Cigna HealthCare of California, Inc.				(147,500)	(22,791,045)	(1,460,101)			(24,398,646)	5,213,446
95604	84-1004500	Cigna HealthCare of Colorado, Inc.					(1,228,416)	965			(1,227,451)	21,043
95660	06-1141174	Cigna HealthCare of Connecticut, Inc.					(745,287)	(21,879)			(767,166)	8,320
95136	59-2089259	Cigna HealthCare of Florida, Inc.					(259,279)	(58,630)			(317,909)	31,845
96229	58-1641057	Cigna HealthCare of Georgia, Inc.					(48,638,452)	1,320,245			(47,318,207)	5,657
95602	36-3385638	Cigna HealthCare of Illinois, Inc.	(1,500,000)			(23,000)	(11,380,328)	(1,612,980)			(14,516,308)	1,015,383
95525	35-1679172	Cigna HealthCare of Indiana, Inc.					(6,612)	(663)			(7,275)	252
95477	01-0418220	Cigna HealthCare of Maine, Inc.									0	
95220	02-0402111	Cigna HealthCare of Massachusetts, Inc.									0	
95493	02-0387749	Cigna HealthCare of New Hampshire, Inc.					(7,241)				(7,241)	
95500	22-2720890	Cigna HealthCare of New Jersey, Inc.	(6,000,000)				(55,610)	(14,722)			(6,070,332)	5,598

42.3

ANNUAL STATEMENT FOR THE YEAR 2020 OF THE CIGNA HealthCare of New Jersey Inc.

SCHEDULE Y

PART 2 - SUMMARY OF INSURER'S TRANSACTIONS WITH ANY AFFILIATES

1	2	3	4	5	6	7	8	9	10	11	12	13
NAIC Company Code	ID Number	Names of Insurers and Parent, Subsidiaries or Affiliates	Shareholder Dividends	Capital Contributions	Purchases, Sales or Exchanges of Loans, Securities, Real Estate, Mortgage Loans or Other Investments	Income/ (Disbursements) Incurred in Connection with Guarantees or Undertakings for the Benefit of any Affiliate(s)	Management Agreements and Service Contracts	Income/ (Disbursements) Incurred Under Reinsurance Agreements	*	Any Other Material Activity Not in the Ordinary Course of the Insurer's Business	Totals	Reinsurance Recoverable/ (Payable) on Losses and/or Reserve Credit Taken/(Liability)
95132	56-1479515	Cigna HealthCare of North Carolina, Inc.					(26,276,644)	(344,872)			(26,621,516)	240,792
95121	23-2301807	Cigna HealthCare of Pennsylvania, Inc.									0	
95708	06-1185590	Cigna HealthCare of South Carolina, Inc.	(3,500,000)				(10,775,576)	(2,754)			(14,278,330)	1,047
95635	36-3359925	Cigna HealthCare of St. Louis, Inc.		6,000,000			(5,100,099)	(39,236)			860,665	14,921
95606	62-1218053	Cigna HealthCare of Tennessee, Inc.		2,000,000			(1,969,044)				30,956	241,018
95383	74-2767437	Cigna HealthCare of Texas, Inc.	(18,000,000)				(4,429,448)	(468,892)			(22,898,340)	539,243
95518	62-1230908	Cigna HealthCare of Utah, Inc.									0	
	02-0495422	Cigna Healthcare, Inc.					(1,026)				(1,026)	
	00-0000000	Cigna HLA Technology Services Company Limited									0	
	06-1059331	Cigna Holding Company				170,500	(9,381)				161,119	
	23-3009279	Cigna Holdings Overseas, Inc.									0	
	06-1072796	Cigna Holdings, Inc.	356,067,829	(163,937,800)			(180,003)				191,950,026	
	00-0000000	Cigna Hong Kong Holdings Company Limited									0	
	27-1903785	Cigna Insurance Agency, LLC									0	
	00-0000000	Cigna Insurance Management Services (DIFC), Ltd.									0	
	00-0000000	Cigna Insurance Middle East S.A.L.					5,569,152				5,569,152	
	00-0000000	Cigna Insurance Public Company Limited									0	
	00-0000000	Cigna Insurance Services (Europe) Limited									0	
	23-2924152	Cigna Integratedcare, Inc.									0	
	51-0402128	Cigna Intellectual Property, Inc.		10,000							10,000	
	51-0111677	Cigna International Corporation, Inc.					(7,965,912)				(7,965,912)	
	52-0291385	Cigna International Finance, Inc.									0	
	00-0000000	Cigna International Health Services Kenya Limited									0	
	00-0000000	Cigna International Health Services Sdn. Bhd.									0	
	00-0000000	Cigna International Health Services, BVBA									0	
	30-0526216	Cigna International Health Services, LLC									0	
		Cigna International Marketing (Thailand) Limited									0	
	00-0000000	Cigna International Services Australia Pty Ltd.									0	
	23-2610178	Cigna International Services, Inc.									0	
	06-1095823	Cigna Investment Group, Inc.					(1,953)				(1,953)	
	06-0861092	Cigna Investments, Inc.					42,224,783				42,224,783	
	00-0000000	Cigna Korea Chusik Heosa (A/K/A Cigna Korea Company Limited)									0	
	98-1146864	Cigna Laurel Holdings, Ltd.									0	
	00-0000000	Cigna Legal Protection U.K. Ltd.									0	
	AA-1560515	Cigna Life Insurance Company of Canada				41,723	(6,795,093)	(508,973)			(7,262,343)	2,367

424

ANNUAL STATEMENT FOR THE YEAR 2020 OF THE CIGNA HealthCare of New Jersey Inc.

SCHEDULE Y

PART 2 - SUMMARY OF INSURER'S TRANSACTIONS WITH ANY AFFILIATES

1	2	3	4	5	6	7	8	9	10	11	12	13
NAIC Company Code	ID Number	Names of Insurers and Parent, Subsidiaries or Affiliates	Shareholder Dividends	Capital Contributions	Purchases, Sales or Exchanges of Loans, Securities, Real Estate, Mortgage Loans or Other Investments	Income/ (Disbursements) Incurred in Connection with Guarantees or Undertakings for the Benefit of any Affiliate(s)	Management Agreements and Service Contracts	Income/ (Disbursements) Incurred Under Reinsurance Agreements	*	Any Other Material Activity Not in the Ordinary Course of the Insurer's Business	Totals	Reinsurance Recoverable/ (Payable) on Losses and/or Reserve Credit Taken/(Liability)
	AA-1240009	Cigna Life Insurance Company of Europe S.A.-N.V.					(6,922)	291,927			285,005	
64548	13-2556568	Cigna Life Insurance Company of New York					(448,767)	11,628,268			11,179,501	116,322,874
	00-0000000	Cigna Life Insurance New Zealand Limited									0	
	46-4110289	Cigna Linden Holdings, Inc.									0	
	98-1232512	Cigna Magnolia Holdings, Ltd.									0	
	23-2741294	Cigna Managed Care Benefits Company					23,237,225				23,237,225	
	98-1154657	Cigna Myrtle Holdings, Ltd.									0	
61727	34-0970995	Cigna National Health Insurance Company					(1,219,430)				(1,219,430)	
	00-0000000	Cigna Nederland Gamma B.V.									0	
	00-0000000	Cigna New Zealand Holdings Limited									0	
	00-0000000	Cigna Oak Holdings, Ltd.									0	
	32-0222252	Cigna Onsite Health, LLC					(7,499)				(7,499)	
	98-1232443	Cigna Palmetto Holdings, Ltd.									0	
	46-4099800	Cigna Poplar Holdings, Inc.									0	
	06-1071502	Cigna RE Corporation									0	
	06-1567902	Cigna Resource Manager, Inc.									0	
	00-0000000	Cigna Spruce Holdings GmbH									0	
	00-0000000	Cigna Taiwan Life Assurance Company Limited									0	
	00-0000000	Cigna Teak Holdings, LLC									0	
	00-0000000	Cigna Turkey Danismanlik Hizmetleri, A.S (A/K/A Cigna Turkey Consultancy Services, A.S.)									0	
	83-1069280	Cigna Ventures, LLC		65,944,210							65,944,210	
	00-0000000	Cigna Walnut Holdings, Ltd.									0	
	00-0000000	Cigna Willow Holdings, Ltd.									0	
	00-0000000	Cigna Worldwide General Insurance Company Limited									0	
90859	23-2088429	Cigna Worldwide Insurance Company					(43,521)	(76,054)			(119,575)	8,982,517
	00-0000000	Cigna Worldwide Life Insurance Company Limited									0	
	00-0000000	Claims and Risk Services Limited					151,934				151,934	
	00-0000000	ManipalCigna Health Insurance Company Limited									0	
	84-1461840	Community Health Network, LLC									0	
	06-1252419	Connecticut General Benefit Payments, Inc.									0	
	06-0840391	Connecticut General Corporation	387,186,308	4,000,000			(360)				391,185,948	
62308	06-0303370	Connecticut General Life Insurance Company	(124,000,000)	(273,408)	(854,775)		(11,230,115)	(120,212,696)			(256,570,994)	(754,949,558)
	82-4936006	CPI-CII 9171 Wilshire JV LLC									0	
	27-3555688	CR Washington Street Investors LP									0	
	47-2746692	Cricket Health, Inc.									0	

42.5

SCHEDULE Y

PART 2 - SUMMARY OF INSURER'S TRANSACTIONS WITH ANY AFFILIATES

1	2	3	4	5	6	7	8	9	10	11	12	13
NAIC Company Code	ID Number	Names of Insurers and Parent, Subsidiaries or Affiliates	Shareholder Dividends	Capital Contributions	Purchases, Sales or Exchanges of Loans, Securities, Real Estate, Mortgage Loans or Other Investments	Income/ (Disbursements) Incurred in Connection with Guarantees or Undertakings for the Benefit of any Affiliate(s)	Management Agreements and Service Contracts	Income/ (Disbursements) Incurred Under Reinsurance Agreements	*	Any Other Material Activity Not in the Ordinary Course of the Insurer's Business	Totals	Reinsurance Recoverable/ (Payable) on Losses and/or Reserve Credit Taken/(Liability)
	36-4369972	CuraScript, Inc.										0
	16-1526641	Diversified NY IPA, Inc.										0
	41-1627938	Diversified Pharmaceutical Services, Inc.										0
	52-2099336	Dulles Town Center Mall, LLC										0
	27-3542089	Econdisc Contracting Solutions, LLC										0
	00-0000000	Egyptian Emirates Administration Services SAE										0
		ESI Canada										0
		ESI GP Canada ULC										0
	43-1925556	ESI GP Holdings, Inc.										0
	00-0000000	ESI GP2 Canada ULC										0
	74-2974964	ESI Mail Order Processing, Inc. (f/k/a NXI)										0
	43-1867735	ESI Mail Pharmacy Service, Inc.										0
	43-1925562	ESI Partnership										0
	41-2006555	ESI Resources, Inc.										0
	85-2732455	Evernorth Enterprise Services, Inc.										0
	85-2759151	Evernorth Sales Operations, Inc.										0
	85-2717903	Evernorth Strategic Development, Inc.										0
	46-4676347	eviCore 1, LLC										0
	62-1615395	eviCore healthcare MSI, LLC										0
13918	27-3175443	Express Reinsurance Company						(20,931)			(20,931)	0
	41-2063830	Express Scripts Administrators LLC										0
		Express Scripts Canada Co.										0
	43-1942542	Express Scripts Canada Holding Co.										0
	27-1490640	Express Scripts Canada Holding, LLC										0
	00-0000000	Express Scripts Canada Services										0
		Express Scripts Canada Wholesale										0
	84-5003423	Express Scripts Health Information Network Partners, Inc.										0
	45-2884094	Evernorth Health, Inc.						(740,681)			(740,681)	0
	20-5826948	Express Scripts Pharmaceutical Procurement, LLC										0
	00-0000000	Express Scripts Pharmacy Atlantic, Ltd.										0
	00-0000000	Express Scripts Pharmacy Central, Ltd.										0
	00-0000000	Express Scripts Pharmacy Ontario, Ltd.										0
	00-0000000	Express Scripts Pharmacy West, Ltd.										0
	30-0789911	Express Scripts Pharmacy, Inc.										0
	22-3114423	Express Scripts Sales Operations, Inc.										0
	20-3126104	Express Scripts Senior Care Holdings, Inc.										0
	20-3126075	Express Scripts Senior Care, Inc.										0
	43-1832983	Express Scripts Services Co.										0

ANNUAL STATEMENT FOR THE YEAR 2020 OF THE CIGNA HealthCare of New Jersey Inc.

SCHEDULE Y

PART 2 - SUMMARY OF INSURER'S TRANSACTIONS WITH ANY AFFILIATES

1	2	3	4	5	6	7	8	9	10	11	12	13
NAIC Company Code	ID Number	Names of Insurers and Parent, Subsidiaries or Affiliates	Shareholder Dividends	Capital Contributions	Purchases, Sales or Exchanges of Loans, Securities, Real Estate, Mortgage Loans or Other Investments	Income/ (Disbursements) Incurred in Connection with Guarantees or Undertakings for the Benefit of any Affiliate(s)	Management Agreements and Service Contracts	Income/ (Disbursements) Incurred Under Reinsurance Agreements	*	Any Other Material Activity Not in the Ordinary Course of the Insurer's Business	Totals	Reinsurance Recoverable/ (Payable) on Losses and/or Reserve Credit Taken/(Liability)
	43-1869712	Express Scripts Specialty Distribution Services, Inc.									0	
	22-2230703	Express Scripts Strategic Development, Inc.									0	
	43-1869714	Express Scripts Utilization Management Company									0	
	43-1420563	Express Scripts, Inc.					170,995,725				170,995,725	
	00-0000000	FirstAssist Administration Limited									0	
	23-1914061	Former Cigna Investments, Inc.				(41,723)	23,537				(18,186)	
	02-0523249	Freco, Inc.									0	
	20-3229217	Freedom Service Company, LLC									0	
	00-0000000	Gillette Ridge Community Council, Inc.									0	
	20-3700105	Gillette Ridge Golf, LLC									0	
95388	93-1174749	Great-West Healthcare of Illinois, Inc.									0	
	00-0000000	GRG Acquisitions LLC			(54,081)						(54,081)	
	11-9599164	Grown Ups New Zealand Limited									0	
	76-0657035	GulfQuest, LP	(36,000,000)				342,043,407				306,043,407	
	52-2149519	Hazard Center Investment Company LLC									0	
	04-2992335	Healthbridge Reimbursement & Product Support, Inc.									0	
	26-2159005	Healthbridge, Inc.									0	
	46-2086778	Health-Lynx, LLC									0	
	06-1533555	Healthsource Benefits, Inc.									0	
	02-0467679	Healthsource Properties, Inc.									0	
	02-0387748	Healthsource, Inc.	29,000,000								29,000,000	
12902	20-8534298	HealthSpring Life & Health Insurance Company, Inc.	(148,000,000)				(763,833,841)				(911,833,841)	
	20-8647386	HealthSpring Management of America, LLC		25,000,000			169,517,115				194,517,115	
11532	65-1129599	HealthSpring of Florida, Inc.	(22,000,000)				(115,751,279)				(137,751,279)	
	26-2353772	HealthSpring Pharmacy of Tennessee, LLC									0	
	26-2353476	HealthSpring Pharmacy Services, LLC									0	
	72-1559530	HealthSpring USA, LLC	(11,000,000)				181,989,346				170,989,346	
	20-1821898	HealthSpring, Inc.					63,603,327				63,603,327	
	81-4139432	Heights at Bear Creek Venture LLC									0	
	20-4266628	Home Physicians Management, LLC									0	
	75-3108521	HouQuest, LLC									0	
	37-1708015	Houston Briar Forest Apartments Limited Partnership									0	
	95-4838551	Ideal Properties II LLC									0	
	35-2041388	IHN, Inc.					(2,240)				(2,240)	
	00-0000000	Independent Health Information Technology Services L.L.C.									0	
	82-1655179	Innovative Product Alignment, LLC									0	
	82-0658250	Inside RX, LLC									0	

42.7

ANNUAL STATEMENT FOR THE YEAR 2020 OF THE CIGNA HealthCare of New Jersey Inc.

SCHEDULE Y

PART 2 - SUMMARY OF INSURER'S TRANSACTIONS WITH ANY AFFILIATES

1	2	3	4	5	6	7	8	9	10	11	12	13
NAIC Company Code	ID Number	Names of Insurers and Parent, Subsidiaries or Affiliates	Shareholder Dividends	Capital Contributions	Purchases, Sales or Exchanges of Loans, Securities, Real Estate, Mortgage Loans or Other Investments	Income/ (Disbursements) Incurred in Connection with Guarantees or Undertakings for the Benefit of any Affiliate(s)	Management Agreements and Service Contracts	Income/ (Disbursements) Incurred Under Reinsurance Agreements	*	Any Other Material Activity Not in the Ordinary Course of the Insurer's Business	Totals	Reinsurance Recoverable/ (Payable) on Losses and/or Reserve Credit Taken/(Liability)
	81-0425785	Intermountain Underwriters, Inc.					34,229				34,229	
	00-0000000	International Pharmaceutical Solutions, GmbH									0	
	84-3406799	JA Lofts Holdings, LLC									0	
	84-3395923	JA Lofts JV Limited Partnership									0	
	00-0000000	Kuwait Emirates Administration Services WLL									0	
	00-0000000	KDM (Thailand) Limited									0	
	20-8064696	Kronos Optimal Health Company					(4,516)				(4,516)	
	47-5292506	L&C Investments, LLC									0	
	47-4375626	Lakehills CM-CG LLC									0	
65498	23-1503749	Life Insurance Company of North America	(646,472,262)	2,037,895	1,233,416,800		(20,859,710)	109,552,755			677,675,478	683,812,199
	00-0000000	LINA Financial Service									0	
	00-0000000	LINA Life Insurance Company of Korea									0	13,995,367
65722	63-0343428	Loyal American Life Insurance Company	(10,000,000)	(20,000,000)			(53,093,986)				(83,093,986)	
	58-2593075	Lynnfield Compounding Center, Inc.									0	
	04-3546044	Lynnfield Drug, Inc.									0	
	27-1506930	MAH Pharmacy, LLC									0	
	80-0908244	Mallory Square Partners I, LLC									0	
	88-0241365	Managed Care Consultants, Inc.									0	
	51-0500147	Matrix GPO, LLC									0	
	59-3720653	Matrix Healthcare Services, Inc.									0	
	06-1346406	MCC Independent Practice Association of New York, Inc.									0	
34720	13-3506395	Medco Containment Insurance Company of NY					(12,552,650)				(12,552,650)	
63762	42-1425239	Medco Containment Life Insurance Company	(26,800,000)				(164,769,309)				(191,569,309)	
	27-3709630	Medco Europe II, LLC									0	
	46-2166374	Medco Europe, LLC									0	
	84-5017653	Medco Health Information Network Partners, Inc.									0	
	81-0616525	Medco Health Puerto Rico, LLC									0	
	26-3544786	Medco Health Services, Inc.									0	
	22-3461740	Medco Health Solutions, Inc.	26,800,000								26,800,000	
	88-0334401	Mediversal, Inc.									0	
	27-3801345	MedSolutions Holdings, Inc.									0	
	32-0071543	MSI Health Organization of Texas, Inc.									0	
	27-5492993	MSI HT, LLC									0	
	27-5493148	MSI LT, LLC									0	
	27-5493321	MSI SAR-GW, LLC									0	
	86-1090522	MSIAZ I, LLC									0	
	20-1749733	MSICA I, LLC									0	
	20-1222347	MSICO I, LLC									0	
	55-0840800	MSIFL, LLC									0	

SCHEDULE Y
PART 2 - SUMMARY OF INSURER'S TRANSACTIONS WITH ANY AFFILIATES

1	2	3	4	5	6	7	8	9	10	11	12	13
NAIC Company Code	ID Number	Names of Insurers and Parent, Subsidiaries or Affiliates	Shareholder Dividends	Capital Contributions	Purchases, Sales or Exchanges of Loans, Securities, Real Estate, Mortgage Loans or Other Investments	Income/ (Disbursements) Incurred in Connection with Guarantees or Undertakings for the Benefit of any Affiliate(s)	Management Agreements and Service Contracts	Income/ (Disbursements) Incurred Under Reinsurance Agreements	*	Any Other Material Activity Not in the Ordinary Course of the Insurer's Business	Totals	Reinsurance Recoverable/ (Payable) on Losses and/or Reserve Credit Taken/(Liability)
	26-0181185	MSIMD I, LLC										0
	74-3122235	MSINC I, LLC										0
	11-3715243	MSINH II, LLC										0
	03-0524694	MSINH, LLC										0
	20-1749446	MSINJ I, LLC										0
	20-1761914	MSINV I, LLC										0
	55-0840806	MSISC II, LLC										0
	26-0336736	MSIVT I, LLC										0
	20-2536458	MSIWA, LLC										0
	36-4833284	MyM Technology Services, LLC										0
	82-1350878	myMatrixx Holdings, LLC										0
	46-2589799	myMatrixx-B, LLC										0
	00-0000000	NAS Administrative Services Company LLC										0
	00-0000000	NAS Neuron Health Services, L.L.C.										0
	00-0000000	NAS United SPV										0
	00-0000000	Neuron LLC										0
	52-1929677	NewQuest Management Northeast, LLC					131,202,288				131,202,288	
	33-1033586	NewQuest Management of Alabama, LLC					212,270,425				212,270,425	
	20-4954206	NewQuest Management of Florida, LLC	(36,000,000)				107,729,215				71,729,215	
	77-0632665	NewQuest Management of Illinois, LLC					25,108,551				25,108,551	
	45-0633893	NewQuest Management of West Virginia, LLC										0
	76-0628370	NewQuest, LLC	282,000,000	(25,000,000)	(148,104,266)		(206,757)				108,688,977	
	82-5244890	Octave Health Group, Inc.										0
	91-1599329	Olympic Health Management Services, Inc.										0
	91-1500758	Olympic Health Management Systems, Inc.										0
	00-0000000	OnePath Life (NZ) Limited										0
	80-0818758	Patient Provider Alliance, Inc.										0
	35-1927379	Priority Healthcare Corporation										0
	59-3761140	Priority Healthcare Distribution, Inc.										0
67903	23-1335885	Provident American Life & Health Insurance Company						(227,681)			(227,681)	
	00-0000000	PT GAR Indonesia										0
	AA-5360003	PT Asuransi Cigna										0
	45-5046449	PUR Arbors Apartments Venture LLC										0
	23-3744987	QualCare Alliance Networks, Inc.										0
	46-1801639	QualCare Management Resources Limited Liability Company										0
	22-3129563	QualCare, Inc.					(43)				(43)	
	45-5569416	QPID Health, LLC										0
	00-0000000	RHP (Thailand) Limited										0
	83-1460134	Rise-CG Capitol Hill, LP										0
	84-3254168	Rise-CG JA Lofts Limited Partnership										0
	35-1641636	Sagamore Health Network, Inc.					1,064,589				1,064,589	

SCHEDULE Y
PART 2 - SUMMARY OF INSURER'S TRANSACTIONS WITH ANY AFFILIATES

1	2	3	4	5	6	7	8	9	10	11	12	13
NAIC Company Code	ID Number	Names of Insurers and Parent, Subsidiaries or Affiliates	Shareholder Dividends	Capital Contributions	Purchases, Sales or Exchanges of Loans, Securities, Real Estate, Mortgage Loans or Other Investments	Income/ (Disbursements) Incurred in Connection with Guarantees or Undertakings for the Benefit of any Affiliate(s)	Management Agreements and Service Contracts	Income/ (Disbursements) Incurred Under Reinsurance Agreements	*	Any Other Material Activity Not in the Ordinary Course of the Insurer's Business	Totals	Reinsurance Recoverable/ (Payable) on Losses and/or Reserve Credit Taken/(Liability)
	46-3593103	SB-SNH LLC									0	
	22-2483867	Scibal Associates, Inc.					(2,134)				(2,134)	
	95-2876207	Secon Properties, LP									0	
	82-1732483	SOMA Apartments Venture LLC									0	
	82-4405071	Specialty Products Acquisitions, LLC									0	
	61-1317695	SpectraCare Health Care Ventures, Inc.									0	
	61-1147068	SpectraCare, Inc.									0	
77399	13-1867829	Sterling Life Insurance Company	(10,000,000)				(2,246,330)				(12,246,330)	
	47-2658932	Strategic Pharmaceutical Investments, LLC									0	
	00-0000000	SureScripts, LLC									0	
	22-3474888	Systemed, LLC									0	
	23-3074013	Tel-Drug of Pennsylvania, LLC					(2,990)				(2,990)	
	46-0427127	Tel-Drug, Inc.					(19,251)				(19,251)	
	00-0000000	Temple Insurance Company Limited					(20,493)				(20,493)	
	20-5524622	Tennessee Quest, LLC	(6,000,000)				(6,825,950)				(12,825,950)	
	75-3108527	TexQuest, LLC									0	
	85-1955731	The Flats at Interbay Holdings, LLC									0	
	85-1955075	The Flats at Interbay JV Limited Partnership									0	
	85-1962013	The Flats at Interbay Limited Partnership									0	
	46-5264463	Trainer Rx, Inc.									0	
	00-0000000	Transwestern Federal, L.L.C.									0	
	00-0000000	Transwestern Federal Holdings, L.L.C.									0	
65269	75-2305400	United Benefit Life Insurance Company					(35,865)				(35,865)	
	88-0344624	Universal Claims Administration									0	
	82-4410128	ValoremRx Sourcing Solutions, LLC									0	
	98-0463704	Vielife Services, Inc.									0	
	00-0000000	Verity Solutions Group, Inc.									0	
	00-0000000	Westcore CG AC, LLC									0	
	84-3178563	Westcore CG Camelback, LLC									0	
	00-0000000	Westcore CG Commerce, LLC									0	
	84-3178563	Westcore CG Dove Valley I, LLC									0	
	84-3178563	Westcore CG Dove Valley II, LLC									0	
	84-3178563	Westcore CG Fountain Lakes, LLC									0	
	84-3178563	Westcore CG Gateway, LLC									0	
	84-3178563	Westcore CG I-35, LLC									0	
	84-3178563	Westcore CG Mezz, LLC									0	
	84-3178563	Westcore CG Navy, LLC									0	
	84-3178563	Westcore CG Potomac Park, LLC									0	
	84-3178563	Westcore CG Solano, LLC									0	
	84-3178563	Westcore CG Susana, LLC									0	
	00-0000000	Westcore CG Venture, LLC									0	

42.10

SCHEDULE Y

PART 2 - SUMMARY OF INSURER'S TRANSACTIONS WITH ANY AFFILIATES

1	2	3	4	5	6	7	8	9	10	11	12	13
NAIC Company Code	ID Number	Names of Insurers and Parent, Subsidiaries or Affiliates	Shareholder Dividends	Capital Contributions	Purchases, Sales or Exchanges of Loans, Securities, Real Estate, Mortgage Loans or Other Investments	Income/ (Disbursements) Incurred in Connection with Guarantees or Undertakings for the Benefit of any Affiliate(s)	Management Agreements and Service Contracts	Income/ (Disbursements) Incurred Under Reinsurance Agreements	*	Any Other Material Activity Not in the Ordinary Course of the Insurer's Business	Totals	Reinsurance Recoverable/ (Payable) on Losses and/or Reserve Credit Taken/(Liability)
	85-3567364	Westcore Realty CG Avondale, LLC									0	
	00-0000000	Willow DSP LLC									0	
	00-0000000	YCFM Servicios LTDA									0	
9999999	Control Totals		0	0	0	0	0	0	XXX	0	0	0

SUPPLEMENTAL EXHIBITS AND SCHEDULES INTERROGATORIES

The following supplemental reports are required to be filed as part of your statement filing unless specifically waived by the domiciliary state. However, in the event that your domiciliary state waives the filing requirement, your response of WAIVED to the specific interrogatory will be accepted in lieu of filing a "NONE" report and a bar code will be printed below. If the supplement is required of your company but is not being filed for whatever reason enter SEE EXPLANATION and provide an explanation following the interrogatory questions.

	Responses
MARCH FILING	
1. Will the Supplemental Compensation Exhibit be filed with the state of domicile by March 1?	YES
2. Will an actuarial opinion be filed by March 1?	YES
3. Will the confidential Risk-based Capital Report be filed with the NAIC by March 1?.....	YES
4. Will the confidential Risk-based Capital Report be filed with the state of domicile, if required, by March 1?.....	YES
APRIL FILING	
5. Will Management's Discussion and Analysis be filed by April 1?	YES
6. Will the Supplemental Investment Risks Interrogatories be filed by April 1?	YES
7. Will the Accident and Health Policy Experience Exhibit be filed by April 1?	YES
JUNE FILING	
8. Will an audited financial report be filed by June 1?	YES
9. Will Accountant's Letter of Qualifications be filed with the state of domicile and electronically with the NAIC by June 1?	YES









AUGUST FILING	
10. Will the regulator-only (non-public) Communication of Internal Control Related Matters Noted in Audit be filed with the state of domicile and electronically with the NAIC (as a regulator-only non-public document) by August 1?	YES

The following supplemental reports are required to be filed as part of your annual statement filing **if your company is engaged in the type of business covered by the supplement. However, in the event that your company does not transact the type of business for which the special report must be filed, your response of NO to the specific interrogatory will be accepted in lieu of filing a "NONE" report and a bar code will be printed below.** If the supplement is required of your company but is not being filed for whatever reason enter SEE EXPLANATION and provide an explanation following the interrogatory questions.

MARCH FILING	
11. Will the Medicare Supplement Insurance Experience Exhibit be filed with the state of domicile and the NAIC by March 1?	NO
12. Will the Supplemental Life data due March 1 be filed with the state of domicile and the NAIC?	NO
13. Will Schedule SIS (Stockholder Information Supplement) be filed with the state of domicile by March 1?.....	NO
14. Will the actuarial opinion on participating and non-participating policies as required in Interrogatories 1 and 2 on Exhibit 5 to Life Supplement be filed with the state of domicile and electronically with the NAIC by March 1?.....	NO
15. Will the actuarial opinion on non-guaranteed elements as required in Interrogatory 3 to Exhibit 5 to Life Supplement be filed with the state of domicile and electronically with the NAIC by March 1?.....	NO
16. Will the Medicare Part D Coverage Supplement be filed with the state of domicile and the NAIC by March 1?.....	NO
17. Will an approval from the reporting entity's state of domicile for relief related to the five-year rotation requirement for lead audit partner be filed electronically with the NAIC by March 1?	NO
18. Will an approval from the reporting entity's state of domicile for relief related to the one-year cooling off period for independent CPA be filed electronically with the NAIC by March 1?	NO
19. Will an approval from the reporting entity's state of domicile for relief related to the Requirements for Audit Committees be filed electronically with the NAIC by March 1?.....	NO
APRIL FILING	
20. Will the Long-Term Care Experience Reporting Forms be filed with the state of domicile and the NAIC by April 1?	NO
21. Will the Supplemental Life data due April 1 be filed with the state of domicile and the NAIC?	NO
22. Will the Supplemental Health Care Exhibit (Parts 1, 2 and 3) be filed with the state of domicile and the NAIC by April 1?	YES
23. Will the regulator only (non-public) Supplemental Health Care Exhibit's Expense Allocation Report be filed with the state of domicile and the NAIC by April 1?	YES
24. Will the Life, Health & Annuity Guaranty Association Model Act Assessment Base Reconciliation Exhibit be filed with the state of domicile and the NAIC by April 1?	YES
25. Will the Adjustments to the Life, Health & Annuity Guaranty Association Model Act Assessment Base Reconciliation Exhibit (if required) be filed with the state of domicile and the NAIC by April 1?	YES
AUGUST FILING	
26. Will Management's Report of Internal Control Over Financial Reporting be filed with the state of domicile by August 1?	YES

Explanations:	
11.	
12.	
13.	
14.	
15.	
16.	
17.	
18.	
19.	
20.	
21.	

Bar Codes:

11. Medicare Supplement Insurance Experience Exhibit [Document Identifier 360]	
12. Life Supplement [Document Identifier 205]	
13. SIS Stockholder Information Supplement [Document Identifier 420]	
14. Participating Opinion for Exhibit 5 [Document Identifier 371]	
15. Non-Guaranteed Opinion for Exhibit 5 [Document Identifier 370]	
16. Medicare Part D Coverage Supplement [Document Identifier 365]	
17. Relief from the five-year rotation requirement for lead audit partner [Document Identifier 224]	
18. Relief from the one-year cooling off period for independent CPA [Document Identifier 225]	

SUPPLEMENTAL EXHIBITS AND SCHEDULES INTERROGATORIES

19. Relief from the Requirements for Audit Committees [Document Identifier 226]



20. Long-Term Care Experience Reporting Forms [Document Identifier 306]



21. Life Supplement [Document Identifier 211]

