



HEALTH ANNUAL STATEMENT

FOR THE YEAR ENDED DECEMBER 31, 2023
OF THE CONDITION AND AFFAIRS OF THE

Aetna Better Health Inc. (a New Jersey corporation)

NAIC Group Code 0001 0001 NAIC Company Code 15611 Employer's ID Number 46-3203088
(Current) (Prior)

Organized under the Laws of New Jersey State of Domicile or Port of Entry NJ

Country of Domicile United States of America

Licensed as business type: Health Maintenance Organization

Is HMO Federally Qualified? Yes [] No [X]

Incorporated/Organized 05/01/2013 Commenced Business 01/01/2015

Statutory Home Office 3 Independence Way, Suite 104 Princeton, NJ, US 08540
(Street and Number) (City or Town, State, Country and Zip Code)

Main Administrative Office 3 Independence Way, Suite 104
(Street and Number)

Princeton, NJ, US 08540 855-232-3596
(City or Town, State, Country and Zip Code) (Area Code) (Telephone Number)

Mail Address Attn: Stat Compliance; P.O. Box 818048 Cleveland, OH, US 44181-8048
(Street and Number or P.O. Box) (City or Town, State, Country and Zip Code)

Primary Location of Books and Records 3 Independence Way, Suite 104
(Street and Number)

Princeton, NJ, US 08540 855-232-3596
(City or Town, State, Country and Zip Code) (Area Code) (Telephone Number)

Internet Website Address www.aetnabetterhealth.com

Statutory Statement Contact Kim E. Roth 215-775-6508
(Name) (Area Code) (Telephone Number)

StatutoryReporting@aetna.com 860-262-7767
(E-mail Address) (FAX Number)

OFFICERS

Chief Executive Officer and President Joseph William Manger Vice President and Secretary Thorne Washburn Clark #

OTHER

Derek Scott Blunt, Senior Investment Officer Steven Matthew Conte, Principal Financial Officer and Controller Aaron Jacob Igdalsky, Vice President and Assistant Secretary #
Peter Keller, Assistant Controller Cara Sue Mullen, Assistant Controller Bryan Sheppard Nazworth, Chief Financial Officer
Tracy Louise Smith, Vice President and Treasurer Whitney Dorothy Todisco, Assistant Controller

DIRECTORS OR TRUSTEES

Jerold Joseph Mammano Timothy Michael Mullen # Bryan Sheppard Nazworth

The officers of this reporting entity being duly sworn, each depose and say that they are the described officers of said reporting entity, and that on the reporting period stated above, all of the herein described assets were the absolute property of the said reporting entity, free and clear from any liens or claims thereon, except as herein stated, and that this statement, together with related exhibits, schedules and explanations therein contained, annexed or referred to, is a full and true statement of all the assets and liabilities and of the condition and affairs of the said reporting entity as of the reporting period stated above, and of its income and deductions therefrom for the period ended, and have been completed in accordance with the NAIC Annual Statement Instructions and Accounting Practices and Procedures manual except to the extent that: (1) state law may differ; or, (2) that state rules or regulations require differences in reporting not related to accounting practices and procedures, according to the best of their information, knowledge and belief, respectively. Furthermore, the scope of this attestation by the described officers also includes the related corresponding electronic filing with the NAIC, when required, that is an exact copy (except for formatting differences due to electronic filing) of the enclosed statement. The electronic filing may be requested by various regulators in lieu of or in addition to the enclosed statement.

Joseph William Manger
Chief Executive Officer and President

Thorne Washburn Clark
Vice President and Secretary

State of..... New Jersey
County of..... Mercer

Subscribed and sworn to before me this
17 day of January, 2024

NOTARY PUBLIC (Seal)

WANDA I. SANTIAGO
NOTARY PUBLIC
State of New Jersey
ID # 115579
My Commission Expires 3/9/2025

State of..... Pennsylvania
County of..... Montgomery

Subscribed and sworn to before me this
2nd day of February, 2024

NOTARY PUBLIC (Seal)

Commonwealth of Pennsylvania - Notary Seal
KIM E. ROTH, Notary Public
Montgomery County
My Commission Expires April 25, 2025
Commission Number 1141410

- a. Is this an original filing? Yes [X] No []
b. If no,
1. State the amendment number.....
2. Date filed
3. Number of pages attached.....

EXHIBIT 3A - ANALYSIS OF HEALTH CARE RECEIVABLES COLLECTED AND ACCRUED

Type of Health Care Receivable	Health Care Receivables Collected or Offset During the Year		Health Care Receivables Accrued as of December 31 of Current Year		5 Health Care Receivables from Prior Years (Columns 1 + 3)	6 Estimated Health Care Receivables Accrued as of December 31 of Prior Year
	1 On Amounts Accrued Prior to January 1 of Current Year	2 On Amounts Accrued During the Year	3 On Amounts Accrued December 31 of Prior Year	4 On Amounts Accrued During the Year		
1. Pharmaceutical rebate receivables	1,331,108	4,175,582	0	1,482,819	1,331,108	1,331,108
2. Claim overpayment receivables	1,062,488	14,095,774	2,954,987	3,558,686	4,017,475	4,527,139
3. Loans and advances to providers	0	0	0	0	0	0
4. Capitation arrangement receivables	0	0	0	0	0	0
5. Risk sharing receivables	0	0	0	0	0	0
6. Other health care receivables.....	190,732	4,946,374	0	497,104	190,732	190,732
7. Totals (Lines 1 through 6)	2,584,328	23,217,730	2,954,987	5,538,609	5,539,315	6,048,979

Note that the accrued amounts in Columns 3, 4, and 6 are the total health care receivables, not just the admitted portion.

EXHIBIT 6 - AMOUNTS DUE TO PARENT, SUBSIDIARIES AND AFFILIATES

1 Affiliate	2 Description	3 Amount	4 Current	5 Non-Current
NONE				
0399999 Total gross payables				

ANNUAL STATEMENT FOR THE YEAR 2023 OF THE Aetna Better Health Inc. (a New Jersey corporation)
EXHIBIT 7 PART 1- SUMMARY OF TRANSACTIONS WITH PROVIDERS

	1 Direct Medical Expense Payment	2 Column 1 as a % of Total Payments	3 Total Members Covered	4 Column 3 as a % of Total Members	5 Column 1 Expenses Paid to Affiliated Providers	6 Column 1 Expenses Paid to Non-Affiliated Providers
Payment Method						
Capitation Payments:						
1. Medical groups	25,889,135	2.6	131,815	100.0	0	25,889,135
2. Intermediaries	0	0.0	0	0.0	0	0
3. All other providers	0	0.0	0	0.0	0	0
4. Total capitation payments	25,889,135	2.6	131,815	100.0	0	25,889,135
Other Payments:						
5. Fee-for-service	81,227,731	8.1	XXX	XXX	0	81,227,731
6. Contractual fee payments	889,493,635	88.5	XXX	XXX	107,978,258	781,515,377
7. Bonus/withhold arrangements - fee-for-service	0	0.0	XXX	XXX	0	0
8. Bonus/withhold arrangements - contractual fee payments	8,742,962	0.9	XXX	XXX	0	8,742,962
9. Non-contingent salaries	0	0.0	XXX	XXX	0	0
10. Aggregate cost arrangements	0	0.0	XXX	XXX	0	0
11. All other payments	0	0.0	XXX	XXX	0	0
12. Total other payments	979,464,328	97.4	XXX	XXX	107,978,258	871,486,070
13. TOTAL (Line 4 plus Line 12)	1,005,353,463	100%	XXX	XXX	107,978,258	897,375,205

EXHIBIT 7 - PART 2 - SUMMARY OF TRANSACTIONS WITH INTERMEDIARIES

1 NAIC Code	2 Name of Intermediary	3 Capitation Paid	4 Average Monthly Capitation	5 Intermediary's Total Adjusted Capital	6 Intermediary's Authorized Control Level RBC
NONE					
9999999 Totals			XXX	XXX	XXX

EXHIBIT 8 - FURNITURE, EQUIPMENT AND SUPPLIES OWNED

Description	1 Cost	2 Improvements	3 Accumulated Depreciation	4 Book Value Less Encumbrances	5 Assets Not Admitted	6 Net Admitted Assets
1. Administrative furniture and equipment	NONE					
2. Medical furniture, equipment and fixtures						
3. Pharmaceuticals and surgical supplies						
4. Durable medical equipment						
5. Other property and equipment						
6. Total						



ANNUAL STATEMENT FOR THE YEAR 2023 OF THE Aetna Better Health Inc. (a New Jersey corporation)

EXHIBIT OF PREMIUMS, ENROLLMENT AND UTILIZATION (a)

REPORT FOR: 1. CORPORATION

Aetna Better Health Inc. (a New Jersey corporation)

2. Princeton, NJ

NAIC Group Code	0001	BUSINESS IN THE STATE OF		(LOCATION)										
		New Jersey		2023										
		Comprehensive (Hospital & Medical)		NAIC Company Code 15611										
	1	2	3	4	5	6	7	8	9	10	11	12	13	14
	Total	Individual	Group	Medicare Supplement	Vision Only	Dental Only	Federal Employees Health Benefits Plan	Title XVIII Medicare	Title XIX Medicaid	Credit A&H	Disability Income	Long-Term Care	Other Health	Other Non-Health
Total Members at end of:														
1. Prior Year	139,683	0	0	0	0	0	0	2,285	137,398	0	0	0	0	0
2. First Quarter	143,882	0	0	0	0	0	0	0	143,882	0	0	0	0	0
3. Second Quarter	148,085	0	0	0	0	0	0	0	148,085	0	0	0	0	0
4. Third Quarter	140,926	0	0	0	0	0	0	0	140,926	0	0	0	0	0
5. Current Year	131,815	0	0	0	0	0	0	0	131,815	0	0	0	0	0
6. Current Year Member Months	1,709,759	0	0	0	0	0	0	0	1,709,759	0	0	0	0	0
Total Member Ambulatory Encounters for Year:														
7. Physician	915,049	0	0	0	0	0	0	87,975	827,074	0	0	0	0	0
8. Non-Physician	1,392,545	0	0	0	0	0	0	74,957	1,317,588	0	0	0	0	0
9. Total	2,307,594	0	0	0	0	0	0	162,932	2,144,662	0	0	0	0	0
10. Hospital Patient Days Incurred	994,671	0	0	0	0	0	0	15,654	979,017	0	0	0	0	0
11. Number of Inpatient Admissions	46,150	0	0	0	0	0	0	1,424	44,726	0	0	0	0	0
12. Health Premiums Written (b)	1,201,074,589	0	0	0	0	0	0	84,198,491	1,116,876,098	0	0	0	0	0
13. Life Premiums Direct	0	0	0	0	0	0	0	0	0	0	0	0	0	0
14. Property/Casualty Premiums Written	0	0	0	0	0	0	0	0	0	0	0	0	0	0
15. Health Premiums Earned	1,211,496,398	0	0	0	0	0	0	88,936,499	1,122,559,899	0	0	0	0	0
16. Property/Casualty Premiums Earned	0	0	0	0	0	0	0	0	0	0	0	0	0	0
17. Amount Paid for Provision of Health Care Services	1,005,353,463	0	0	0	0	0	0	68,841,935	936,511,528	0	0	0	0	0
18. Amount Incurred for Provision of Health Care Services	998,202,188	0	0	0	0	0	0	80,936,097	917,266,091	0	0	0	0	0

(a) For health business: number of persons insured under PPO managed care products0 and number of persons insured under indemnity only products0 .

(b) For health premiums written: amount of Medicare Title XVIII exempt from state taxes or fees \$84,198,491

30 NJ



ANNUAL STATEMENT FOR THE YEAR 2023 OF THE Aetna Better Health Inc. (a New Jersey corporation)

EXHIBIT OF PREMIUMS, ENROLLMENT AND UTILIZATION (a)

REPORT FOR: 1. CORPORATION

Aetna Better Health Inc. (a New Jersey corporation)

2. Princeton, NJ

NAIC Group Code	0001	BUSINESS IN THE STATE OF		Grand Total	DURING THE YEAR										(LOCATION)		
		Comprehensive (Hospital & Medical)			4	5	6	7	8	9	10	11	12	13	14	NAIC Company Code	15611
		2	3														
Total	Individual	Group															
Total Members at end of:																	
1. Prior Year	139,683	0	0	0	0	0	0	0	2,285	137,398	0	0	0	0	0		
2. First Quarter	143,882	0	0	0	0	0	0	0	0	143,882	0	0	0	0	0		
3. Second Quarter	148,085	0	0	0	0	0	0	0	0	148,085	0	0	0	0	0		
4. Third Quarter	140,926	0	0	0	0	0	0	0	0	140,926	0	0	0	0	0		
5. Current Year	131,815	0	0	0	0	0	0	0	0	131,815	0	0	0	0	0		
6. Current Year Member Months	1,709,759	0	0	0	0	0	0	0	0	1,709,759	0	0	0	0	0		
Total Member Ambulatory Encounters for Year:																	
7. Physician	915,049	0	0	0	0	0	0	0	87,975	827,074	0	0	0	0	0		
8. Non-Physician	1,392,545	0	0	0	0	0	0	0	74,957	1,317,588	0	0	0	0	0		
9. Total	2,307,594	0	0	0	0	0	0	0	162,932	2,144,662	0	0	0	0	0		
10. Hospital Patient Days Incurred	994,671	0	0	0	0	0	0	0	15,654	979,017	0	0	0	0	0		
11. Number of Inpatient Admissions	46,150	0	0	0	0	0	0	0	1,424	44,726	0	0	0	0	0		
12. Health Premiums Written (b)	1,201,074,589	0	0	0	0	0	0	0	84,198,491	1,116,876,098	0	0	0	0	0		
13. Life Premiums Direct	0	0	0	0	0	0	0	0	0	0	0	0	0	0	0		
14. Property/Casualty Premiums Written	0	0	0	0	0	0	0	0	0	0	0	0	0	0	0		
15. Health Premiums Earned	1,211,496,398	0	0	0	0	0	0	0	88,936,499	1,122,559,899	0	0	0	0	0		
16. Property/Casualty Premiums Earned	0	0	0	0	0	0	0	0	0	0	0	0	0	0	0		
17. Amount Paid for Provision of Health Care Services	1,005,353,463	0	0	0	0	0	0	0	68,841,935	936,511,528	0	0	0	0	0		
18. Amount Incurred for Provision of Health Care Services	998,202,188	0	0	0	0	0	0	0	80,936,097	917,266,091	0	0	0	0	0		

(a) For health business: number of persons insured under PPO managed care products0 and number of persons insured under indemnity only products0 .

(b) For health premiums written: amount of Medicare Title XVIII exempt from state taxes or fees \$84,198,491

30.GT

SCHEDULE S - PART 1 - SECTION 2

Reinsurance Assumed Accident and Health Insurance Listed by Reinsured Company as of December 31, Current Year

1 NAIC Company Code	2 ID Number	3 Effective Date	4 Name of Reinsured	5 Domiciliary Jurisdiction	6 Type of Reinsurance Assumed	7 Type of Business Assumed	8 Premiums	9 Unearned Premiums	10 Reserve Liability Other Than for Unearned Premiums	11 Reinsurance Payable on Paid and Unpaid Losses	12 Modified Coinsurance Reserve	13 Funds Withheld Under Coinsurance
NONE												
9999999 - Totals												

ANNUAL STATEMENT FOR THE YEAR 2023 OF THE Aetna Better Health Inc. (a New Jersey corporation)

SCHEDULE S - PART 3 - SECTION 2

Reinsurance Ceded Accident and Health Insurance Listed by Reinsuring Company as of December 31, Current Year

1 NAIC Company Code	2 ID Number	3 Effective Date	4 Name of Company	5 Domi- ciliary Juris- diction	6 Type of Reinsur- ance Ceded	7 Type of Business Ceded	8 Premiums	9 Unearned Premiums (Estimated)	10 Reserve Credit Taken Other than for Unearned Premiums	Outstanding Surplus Relief		13 Modified Coinsurance Reserve	14 Funds Withheld Under Coinsurance
										11 Current Year	12 Prior Year		
0399999. Total General Account - Authorized U.S. Affiliates							0	0	0	0	0	0	0
0699999. Total General Account - Authorized Non-U.S. Affiliates							0	0	0	0	0	0	0
0799999. Total General Account - Authorized Affiliates							0	0	0	0	0	0	0
64890	91-6034263	01/01/2022	Berkley Life and Health Insurance Company	NJ	Health - Specific Stop Loss - Hospital - Individual	MC	827,043	0	0	0	0	0	0
64890	91-6034263	01/01/2022	Berkley Life and Health Insurance Company	NJ	Health - Specific Stop Loss - Hospital - Individual	MR	0	0	0	0	0	0	0
0899999. General Account - Authorized U.S. Non-Affiliates							827,043	0	0	0	0	0	0
1099999. Total General Account - Authorized Non-Affiliates							827,043	0	0	0	0	0	0
1199999. Total General Account Authorized							827,043	0	0	0	0	0	0
1499999. Total General Account - Unauthorized U.S. Affiliates							0	0	0	0	0	0	0
1799999. Total General Account - Unauthorized Non-U.S. Affiliates							0	0	0	0	0	0	0
1899999. Total General Account - Unauthorized Affiliates							0	0	0	0	0	0	0
2199999. Total General Account - Unauthorized Non-Affiliates							0	0	0	0	0	0	0
2299999. Total General Account Unauthorized							0	0	0	0	0	0	0
2599999. Total General Account - Certified U.S. Affiliates							0	0	0	0	0	0	0
2899999. Total General Account - Certified Non-U.S. Affiliates							0	0	0	0	0	0	0
2999999. Total General Account - Certified Affiliates							0	0	0	0	0	0	0
3299999. Total General Account - Certified Non-Affiliates							0	0	0	0	0	0	0
3399999. Total General Account Certified							0	0	0	0	0	0	0
3699999. Total General Account - Reciprocal Jurisdiction U.S. Affiliates							0	0	0	0	0	0	0
3999999. Total General Account - Reciprocal Jurisdiction Non-U.S. Affiliates							0	0	0	0	0	0	0
4099999. Total General Account - Reciprocal Jurisdiction Affiliates							0	0	0	0	0	0	0
4399999. Total General Account - Reciprocal Jurisdiction Non-Affiliates							0	0	0	0	0	0	0
4499999. Total General Account Reciprocal Jurisdiction							0	0	0	0	0	0	0
4599999. Total General Account Authorized, Unauthorized, Reciprocal Jurisdiction and Certified							827,043	0	0	0	0	0	0
4899999. Total Separate Accounts - Authorized U.S. Affiliates							0	0	0	0	0	0	0
5199999. Total Separate Accounts - Authorized Non-U.S. Affiliates							0	0	0	0	0	0	0
5299999. Total Separate Accounts - Authorized Affiliates							0	0	0	0	0	0	0
5599999. Total Separate Accounts - Authorized Non-Affiliates							0	0	0	0	0	0	0
5699999. Total Separate Accounts Authorized							0	0	0	0	0	0	0
5999999. Total Separate Accounts - Unauthorized U.S. Affiliates							0	0	0	0	0	0	0
6299999. Total Separate Accounts - Unauthorized Non-U.S. Affiliates							0	0	0	0	0	0	0
6399999. Total Separate Accounts - Unauthorized Affiliates							0	0	0	0	0	0	0
6699999. Total Separate Accounts - Unauthorized Non-Affiliates							0	0	0	0	0	0	0
6799999. Total Separate Accounts Unauthorized							0	0	0	0	0	0	0
7099999. Total Separate Accounts - Certified U.S. Affiliates							0	0	0	0	0	0	0
7399999. Total Separate Accounts - Certified Non-U.S. Affiliates							0	0	0	0	0	0	0
7499999. Total Separate Accounts - Certified Affiliates							0	0	0	0	0	0	0
7799999. Total Separate Accounts - Certified Non-Affiliates							0	0	0	0	0	0	0
7899999. Total Separate Accounts Certified							0	0	0	0	0	0	0
8199999. Total Separate Accounts - Reciprocal Jurisdiction U.S. Affiliates							0	0	0	0	0	0	0
8499999. Total Separate Accounts - Reciprocal Jurisdiction Non-U.S. Affiliates							0	0	0	0	0	0	0
8599999. Total Separate Accounts - Reciprocal Jurisdiction Affiliates							0	0	0	0	0	0	0
8899999. Total Separate Accounts - Reciprocal Jurisdiction Non-Affiliates							0	0	0	0	0	0	0
8999999. Total Separate Accounts Reciprocal Jurisdiction							0	0	0	0	0	0	0
9099999. Total Separate Accounts Authorized, Unauthorized, Reciprocal Jurisdiction and Certified							0	0	0	0	0	0	0

ANNUAL STATEMENT FOR THE YEAR 2023 OF THE Aetna Better Health Inc. (a New Jersey corporation)

SCHEDULE S - PART 3 - SECTION 2

Reinsurance Ceded Accident and Health Insurance Listed by Reinsuring Company as of December 31, Current Year

1 NAIC Company Code	2 ID Number	3 Effective Date	4 Name of Company	5 Domi- ciliary Juris- diction	6 Type of Reinsurance Ceded	7 Type of Business Ceded	8 Premiums	9 Unearned Premiums (Estimated)	10 Reserve Credit Taken Other than for Unearned Premiums	Outstanding Surplus Relief		13 Modified Coinsurance Reserve	14 Funds Withheld Under Coinsurance
										11 Current Year	12 Prior Year		
9199999	Total U.S. (Sum of 0399999, 0899999, 1499999, 1999999, 2599999, 3099999, 3699999, 4199999, 4899999, 5399999, 5999999, 6499999, 7099999, 7599999, 8199999 and 8699999)						827,043	0	0	0	0	0	0
9299999	Total Non-U.S. (Sum of 0699999, 0999999, 1799999, 2099999, 2899999, 3199999, 3999999, 4299999, 5199999, 5499999, 6299999, 6599999, 7399999, 7699999, 8499999 and 8799999)						0	0	0	0	0	0	0
9999999	Totals						827,043	0	0	0	0	0	0

Schedule S - Part 4

NONE

Schedule S - Part 4 - Bank Footnote

NONE

Schedule S - Part 5

NONE

Schedule S - Part 5 - Bank Footnote

NONE

SCHEDULE S - PART 6

Five Year Exhibit of Reinsurance Ceded Business (\$000 Omitted)

	1 2023	2 2022	3 2021	4 2020	5 2019
A. OPERATIONS ITEMS					
1. Premiums	0	0	0	0	0
2. Title XVIII - Medicare	0	22	9	0	0
3. Title XIX - Medicaid	827	650	174	508	555
4. Commissions and reinsurance expense allowance	0	0	0	0	0
5. Total hospital and medical expenses	1,493	(242)	0	210	0
B. BALANCE SHEET ITEMS					
6. Premiums receivable	0	0	0	0	0
7. Claims payable	0	0	0	159	0
8. Reinsurance recoverable on paid losses	0	0	0	0	0
9. Experience rating refunds due or unpaid	0	0	0	0	0
10. Commissions and reinsurance expense allowances due	0	0	0	0	0
11. Unauthorized reinsurance offset	0	0	0	0	0
12. Offset for reinsurance with Certified Reinsurers	0	0	0	0	0
C. UNAUTHORIZED REINSURANCE (DEPOSITS BY AND FUNDS WITHHELD FROM)					
13. Funds deposited by and withheld from (F)	0	0	0	0	0
14. Letters of credit (L)	0	0	0	0	0
15. Trust agreements (T)	0	0	0	0	0
16. Other (O)	0	0	0	0	0
D. REINSURANCE WITH CERTIFIED REINSURERS (DEPOSITS BY AND FUNDS WITHHELD FROM)					
17. Multiple Beneficiary Trust	0	0	0	0	0
18. Funds deposited by and withheld from (F)	0	0	0	0	0
19. Letters of credit (L)	0	0	0	0	0
20. Trust agreements (T)	0	0	0	0	0
21. Other (O)	0	0	0	0	0

SCHEDULE S - PART 7

Restatement of Balance Sheet to Identify Net Credit For Ceded Reinsurance

	1 As Reported (net of ceded)	2 Restatement Adjustments	3 Restated (gross of ceded)
ASSETS (Page 2, Col. 3)			
1. Cash and invested assets (Line 12)	353,446,397	0	353,446,397
2. Accident and health premiums due and unpaid (Line 15)	20,343,275	0	20,343,275
3. Amounts recoverable from reinsurers (Line 16.1)	0	0	0
4. Net credit for ceded reinsurance	XXX	0	0
5. All other admitted assets (Balance)	52,672,577	0	52,672,577
6. Total assets (Line 28)	426,462,249	0	426,462,249
LIABILITIES, CAPITAL AND SURPLUS (Page 3)			
7. Claims unpaid (Line 1)	142,907,075	0	142,907,075
8. Accrued medical incentive pool and bonus payments (Line 2)	3,021,584	0	3,021,584
9. Premiums received in advance (Line 8)	0	0	0
10. Funds held under reinsurance treaties with authorized and unauthorized reinsurers (Line 19 first inset amount plus second inset amount)	0	0	0
11. Reinsurance in unauthorized companies (Line 20 minus inset amount)	0	0	0
12. Reinsurance with Certified Reinsurers (Line 20 inset amount)	0	0	0
13. Funds held under reinsurance treaties with Certified Reinsurers (Line 19 third inset amount)	0	0	0
14. All other liabilities (Balance)	72,706,558	0	72,706,558
15. Total liabilities (Line 24)	218,635,217	0	218,635,217
16. Total capital and surplus (Line 33)	207,827,032	XXX	207,827,032
17. Total liabilities, capital and surplus (Line 34)	426,462,249	0	426,462,249
NET CREDIT FOR CEDED REINSURANCE			
18. Claims unpaid	0		
19. Accrued medical incentive pool	0		
20. Premiums received in advance	0		
21. Reinsurance recoverable on paid losses	0		
22. Other ceded reinsurance recoverables	0		
23. Total ceded reinsurance recoverables	0		
24. Premiums receivable	0		
25. Funds held under reinsurance treaties with authorized and unauthorized reinsurers	0		
26. Unauthorized reinsurance	0		
27. Reinsurance with Certified Reinsurers	0		
28. Funds held under reinsurance treaties with Certified Reinsurers	0		
29. Other ceded reinsurance payables/offsets	0		
30. Total ceded reinsurance payables/offsets	0		
31. Total net credit for ceded reinsurance	0		

**SCHEDULE T - PART 2
INTERSTATE COMPACT - EXHIBIT OF PREMIUMS WRITTEN**

Allocated by States and Territories

States, Etc.	Direct Business Only					Totals
	1 Life (Group and Individual)	2 Annuities (Group and Individual)	3 Disability Income (Group and Individual)	4 Long-Term Care (Group and Individual)	5 Deposit-Type Contracts	
1. Alabama	AL					
2. Alaska	AK					
3. Arizona	AZ					
4. Arkansas	AR					
5. California	CA					
6. Colorado	CO					
7. Connecticut	CT					
8. Delaware	DE					
9. District of Columbia	DC					
10. Florida	FL					
11. Georgia	GA					
12. Hawaii	HI					
13. Idaho	ID					
14. Illinois	IL					
15. Indiana	IN					
16. Iowa	IA					
17. Kansas	KS					
18. Kentucky	KY					
19. Louisiana	LA					
20. Maine	ME					
21. Maryland	MD					
22. Massachusetts	MA					
23. Michigan	MI					
24. Minnesota	MN					
25. Mississippi	MS					
26. Missouri	MO					
27. Montana	MT					
28. Nebraska	NE					
29. Nevada	NV					
30. New Hampshire	NH					
31. New Jersey	NJ					
32. New Mexico	NM					
33. New York	NY					
34. North Carolina	NC					
35. North Dakota	ND					
36. Ohio	OH					
37. Oklahoma	OK					
38. Oregon	OR					
39. Pennsylvania	PA					
40. Rhode Island	RI					
41. South Carolina	SC					
42. South Dakota	SD					
43. Tennessee	TN					
44. Texas	TX					
45. Utah	UT					
46. Vermont	VT					
47. Virginia	VA					
48. Washington	WA					
49. West Virginia	WV					
50. Wisconsin	WI					
51. Wyoming	WY					
52. American Samoa	AS					
53. Guam	GU					
54. Puerto Rico	PR					
55. U.S. Virgin Islands	VI					
56. Northern Mariana Islands	MP					
57. Canada	CAN					
58. Aggregate Other Alien	OT					
59. Total						

NONE

ANNUAL STATEMENT FOR THE YEAR 2023 OF THE Aetna Better Health Inc. (a New Jersey corporation)

SCHEDULE Y
PART 1A - DETAIL OF INSURANCE HOLDING COMPANY SYSTEM

1	2	3	4	5	6	7	8	9	10	11	12	13	14	15	16
Group Code	Group Name	NAIC Company Code	ID Number	Federal RSSD	CIK	Name of Securities Exchange if Publicly Traded (U.S. or International)	Names of Parent, Subsidiaries Or Affiliates	Domiciliary Location	Relationship to Reporting Entity	Directly Controlled by (Name of Entity/Person)	Type of Control (Ownership, Board, Management, Attorney-in-Fact, Influence, Other)	If Control is Ownership Provide Percentage	Ultimate Controlling Entity(ies)/Person(s)	Is an SCA Filing Required? (Yes/No)	*
.0001	CVS HEALTH GROUP		05-0494040		0000064803	NYSE	CVS Health Corporation	DE	UIP	Board of Directors	Board of Directors	100.000	CVS Health Corporation	NO	0
.0001	CVS HEALTH GROUP	63444	06-1566092				Accendo Insurance Company	UT	IA	Part D Holding Company, L.L.C.	Ownership	100.000	CVS Health Corporation	NO	0
.0001	CVS HEALTH GROUP	12575	20-2833904				SilverScript Insurance Company	TN	IA	Part D Holding Company, L.L.C.	Ownership	100.000	CVS Health Corporation	NO	0
.0001	CVS HEALTH GROUP	00000	05-0340626				CVS Pharmacy, Inc.	RI	UIP	CVS Health Corporation	Ownership	100.000	CVS Health Corporation	NO	0
.0001	CVS HEALTH GROUP	00000	20-8404182				Caremark Rx, L.L.C.	DE	NIA	CVS Pharmacy, Inc	Ownership	100.000	CVS Health Corporation	NO	0
.0001	CVS HEALTH GROUP	00000	61-1715010				Part D Holding Company, L.L.C.	DE	NIA	Caremark, Rx., L.L.C.	Ownership	100.000	CVS Health Corporation	NO	0
.0001	CVS HEALTH GROUP	00000	33-1113587				CVS Caremark Part D Services, L.L.C.	DE	NIA	Caremark, Rx., L.L.C.	Ownership	100.000	CVS Health Corporation	NO	0
.0001	CVS HEALTH GROUP	00000	87-0548860				RxAmerica, L.L.C.	DE	NIA	Caremark, Rx., L.L.C.	Ownership	100.000	CVS Health Corporation	NO	0
.0001	CVS HEALTH GROUP	00000	11-2580136				Caremark Ulysses Holding Corporation	NY	NIA	Caremark, Rx., L.L.C.	Ownership	100.000	CVS Health Corporation	NO	0
.0001	CVS HEALTH GROUP	00000	87-0804047				MemberHealth, L.L.C.	DE	NIA	Caremark Ulysses Holding Corporation	Ownership	100.000	CVS Health Corporation	NO	0
.0001	CVS HEALTH GROUP	00000	05-0500188				CVS Caremark Indemnity, Ltd.	BMU	IA	CVS Foreign, Inc.	Ownership	100.000	CVS Health Corporation	NO	0
.0001	CVS HEALTH GROUP	00000	27-1298765				UAC Holding, Inc.	DE	NIA	Caremark Ulysses Holding Corporation	Ownership	100.000	CVS Health Corporation	NO	0
.0001	CVS HEALTH GROUP	00000	05-0497953				CVS Foreign, Inc.	NY	NIA	CVS Health Corporation	Ownership	100.000	CVS Health Corporation	NO	0
.0001	CVS HEALTH GROUP	00000	58-2160656				Coram Clinical Trials, Inc.	DE	NIA	CVS Pharmacy, Inc	Ownership	75.000	CVS Health Corporation	NO	8
.0001	CVS HEALTH GROUP	00000	23-2229683	3060706	0001122304		Aetna Inc.	PA	UIP	CVS Pharmacy, Inc	Ownership	100.000	CVS Health Corporation	NO	0
.0001	CVS HEALTH GROUP	00000	30-0123754				Aetna Health Holdings, LLC	DE	UDP	Aetna Inc.	Ownership	100.000	CVS Health Corporation	NO	0
.0001	CVS HEALTH GROUP	00000	95-3402799				Aetna Health of California Inc.	CA	IA	Aetna Health Holdings, LLC	Ownership	100.000	CVS Health Corporation	NO	0
.0001	CVS HEALTH GROUP	95935	23-2442048				Aetna Health Inc.	CT	IA	Aetna Health Holdings, LLC	Ownership	100.000	CVS Health Corporation	NO	0
.0001	CVS HEALTH GROUP	95088	59-2411584				Aetna Health Inc.	FL	IA	Aetna Health Holdings, LLC	Ownership	100.000	CVS Health Corporation	NO	0
.0001	CVS HEALTH GROUP	95094	58-1649568				Aetna Health Inc.	GA	IA	Aetna Health Holdings, LLC	Ownership	100.000	CVS Health Corporation	NO	0
.0001	CVS HEALTH GROUP	95517	01-0504252				Aetna Health Inc.	ME	IA	Aetna Health Holdings, LLC	Ownership	100.000	CVS Health Corporation	NO	0
.0001	CVS HEALTH GROUP	95756	23-2861565				Aetna Health of Michigan Inc.	MI	IA	Aetna Health Holdings, LLC	Ownership	100.000	CVS Health Corporation	NO	0
.0001	CVS HEALTH GROUP	95287	52-1270921				Aetna Health Inc.	NJ	IA	Aetna Health Holdings, LLC	Ownership	100.000	CVS Health Corporation	NO	0
.0001	CVS HEALTH GROUP	95234	22-2663623				Aetna Health Inc.	NY	IA	Aetna Health Holdings, LLC	Ownership	100.000	CVS Health Corporation	NO	0
.0001	CVS HEALTH GROUP	14408	45-2634734				Aetna Better Health Inc.	NY	IA	Aetna Health Inc. (NY)	Ownership	100.000	CVS Health Corporation	NO	0
.0001	CVS HEALTH GROUP	95490	76-0189680				Aetna Health Inc.	TX	IA	Aetna Health Holdings, LLC	Ownership	100.000	CVS Health Corporation	NO	0
.0001	CVS HEALTH GROUP	95040	74-1844335				Aetna Better Health of Texas Inc.	TX	IA	Aetna Health Holdings, LLC	Ownership	100.000	CVS Health Corporation	NO	0
.0001	CVS HEALTH GROUP	12328	20-2207534				Aetna Better Health Inc.	GA	IA	Aetna Health Holdings, LLC	Ownership	100.000	CVS Health Corporation	NO	0
.0001	CVS HEALTH GROUP	00000	06-1160812				Aetna Dental of California Inc.	CA	IA	Aetna Health Holdings, LLC	Ownership	100.000	CVS Health Corporation	NO	0
.0001	CVS HEALTH GROUP	11183	22-2990909				Aetna Dental Inc.	NJ	IA	Aetna Health Holdings, LLC	Ownership	100.000	CVS Health Corporation	NO	0
.0001	CVS HEALTH GROUP	95910	06-1177531				Aetna Dental Inc.	TX	IA	Aetna Health Holdings, LLC	Ownership	100.000	CVS Health Corporation	NO	0
.0001	CVS HEALTH GROUP	00000	13-3670795				Aetna Health Management, LLC	DE	NIA	Aetna Health Holdings, LLC	Ownership	100.000	CVS Health Corporation	NO	0
.0001	CVS HEALTH GROUP	00000	22-3187443				Aetna Ireland Inc.	DE	NIA	Aetna Health Holdings, LLC	Ownership	100.000	CVS Health Corporation	NO	0
.0001	CVS HEALTH GROUP	00000	20-1274723				Cofinity, Inc.	DE	NIA	Aetna Health Holdings, LLC	Ownership	100.000	CVS Health Corporation	NO	0
.0001	CVS HEALTH GROUP	00000	23-2671370				@Credentials Inc.	DE	NIA	Aetna Health Holdings, LLC	Ownership	100.000	CVS Health Corporation	NO	0
.0001	CVS HEALTH GROUP	13735	27-0563973				Aetna Better Health Inc.	PA	IA	Aetna Health Holdings, LLC	Ownership	100.000	CVS Health Corporation	NO	0
.0001	CVS HEALTH GROUP	13174	26-2867560				Aetna Better Health Inc.	CT	IA	Aetna Health Holdings, LLC	Ownership	100.000	CVS Health Corporation	NO	0
.0001	CVS HEALTH GROUP	00000	47-5178095				Aetna Better Health of California Inc.	CA	IA	Aetna Health Holdings, LLC	Ownership	100.000	CVS Health Corporation	NO	0
.0001	CVS HEALTH GROUP	14043	27-2512072				Aetna Better Health Premier Plan MMAI Inc.	IL	IA	Aetna Health Holdings, LLC	Ownership	100.000	CVS Health Corporation	NO	0
.0001	CVS HEALTH GROUP	15805	47-3850677				Aetna Health of Ohio Inc.	OH	IA	Aetna Health Holdings, LLC	Ownership	100.000	CVS Health Corporation	NO	0
.0001	CVS HEALTH GROUP	15616	80-0629718				Aetna Better Health, Inc.	LA	IA	Aetna Health Holdings, LLC	Ownership	100.000	CVS Health Corporation	NO	0
.0001	CVS HEALTH GROUP	00000	80-0671703				Aetna Florida Inc.	FL	NIA	Aetna Health Holdings, LLC	Ownership	100.000	CVS Health Corporation	NO	0
.0001	CVS HEALTH GROUP	14229	45-2764938				Aetna Better Health Inc.	OH	IA	Aetna Health Holdings, LLC	Ownership	100.000	CVS Health Corporation	NO	0
.0001	CVS HEALTH GROUP	15611	46-3203088				Aetna Better Health Inc.	NJ	RE	Aetna Health Holdings, LLC	Ownership	100.000	CVS Health Corporation	NO	0
.0001	CVS HEALTH GROUP	15919	81-1143850				Aetna Better Health of Oklahoma Inc.	OK	IA	Aetna Health Holdings, LLC	Ownership	100.000	CVS Health Corporation	NO	0
.0001	CVS HEALTH GROUP	00000	04-2708160				Aetna Student Health Agency Inc.	MA	NIA	Aetna Health Holdings, LLC	Ownership	100.000	CVS Health Corporation	NO	0
.0001	CVS HEALTH GROUP	00000	73-1702453				Delaware Physicians Care, Incorporated	DE	NIA	Aetna Health Holdings, LLC	Ownership	100.000	CVS Health Corporation	NO	0
.0001	CVS HEALTH GROUP	00000	01-0826783				Schaller Anderson Medical Administrators, Incorporated	DE	NIA	Aetna Health Holdings, LLC	Ownership	100.000	CVS Health Corporation	NO	0

ANNUAL STATEMENT FOR THE YEAR 2023 OF THE Aetna Better Health Inc. (a New Jersey corporation)

SCHEDULE Y
PART 1A - DETAIL OF INSURANCE HOLDING COMPANY SYSTEM

1	2	3	4	5	6	7	8	9	10	11	12	13	14	15	16
Group Code	Group Name	NAIC Company Code	ID Number	Federal RSSD	CIK	Name of Securities Exchange if Publicly Traded (U.S. or International)	Names of Parent, Subsidiaries Or Affiliates	Domiciliary Location	Relationship to Reporting Entity	Directly Controlled by (Name of Entity/Person)	Type of Control (Ownership, Board, Management, Attorney-in-Fact, Influence, Other)	If Control is Ownership Provide Percentage	Ultimate Controlling Entity(ies)/Person(s)	Is an SCA Filing Required? (Yes/No)	*
.0001	CVS HEALTH GROUP	00000	86-0842559				Aetna Medicaid Administrators LLC	AZ	NIA	Aetna Health Holdings, LLC	Ownership	100.000	CVS Health Corporation	NO	0
.0001	CVS HEALTH GROUP	00000	45-2944270				iTriage, LLC	DE	NIA	Aetna Health Holdings, LLC	Ownership	100.000	CVS Health Corporation	NO	0
.0001	CVS HEALTH GROUP	00000	16-1471176				Prodigy Health Group, Inc.	DE	NIA	Aetna Health Holdings, LLC	Ownership	100.000	CVS Health Corporation	NO	0
.0001	CVS HEALTH GROUP	00000	45-4901541				Aetna ACO Holdings, Inc.	DE	NIA	Aetna Health Holdings, LLC	Ownership	0.200	CVS Health Corporation	YES	2
.0001	CVS HEALTH GROUP	00000	74-2879984				Medical Examinations of New York, P.C.	NY	NIA	Aetna Health Holdings, LLC	Ownership	100.000	CVS Health Corporation	NO	13
.0001	CVS HEALTH GROUP	00000	45-5527797				Innovation Health Holdings, LLC	DE	NIA	Aetna ACO Holdings, Inc.	Ownership	100.000	CVS Health Corporation	NO	0
.0001	CVS HEALTH GROUP	15097	46-0674828				Innovation Health Insurance Company	VA	IA	Innovation Health Holdings, LLC	Ownership	100.000	CVS Health Corporation	NO	0
.0001	CVS HEALTH GROUP	15098	46-0682197				Innovation Health Plan, Inc.	VA	IA	Innovation Health Insurance Company	Ownership	100.000	CVS Health Corporation	NO	0
.0001	CVS HEALTH GROUP	00000	81-3789357				Texas Health + Aetna Health Insurance Holding Company LLC	TX	NIA	Aetna ACO Holdings, Inc.	Ownership	100.000	CVS Health Corporation	NO	0
.0001	CVS HEALTH GROUP	16121	81-4749336				Texas Health + Aetna Health Insurance Company	TX	IA	Texas Health + Aetna Health Insurance Holding Company LLC	Ownership	100.000	CVS Health Corporation	NO	0
.0001	CVS HEALTH GROUP	16132	47-5548221				Texas Health + Aetna Health Plan Inc.	TX	IA	Texas Health + Aetna Health Insurance Company	Ownership	100.000	CVS Health Corporation	NO	0
.0001	CVS HEALTH GROUP	95109	23-2169745				Aetna Health Inc.	PA	IA	Aetna Health Holdings, LLC	Ownership	100.000	CVS Health Corporation	NO	0
.0001	CVS HEALTH GROUP	00000	45-4901541				Aetna ACO Holdings, Inc.	DE	NIA	Aetna Health Inc. (PA)	Ownership	39.500	CVS Health Corporation	YES	2
.0001	CVS HEALTH GROUP	00000	20-0438576				Niagara Re, Inc.	NY	NIA	Prodigy Health Group, Inc.	Ownership	100.000	CVS Health Corporation	NO	0
.0001	CVS HEALTH GROUP	00000	52-2200070				Performax, Inc.	DE	NIA	Prodigy Health Group, Inc.	Ownership	100.000	CVS Health Corporation	NO	0
.0001	CVS HEALTH GROUP	00000	87-0632355				Scrip World, LLC	UT	NIA	Prodigy Health Group, Inc.	Ownership	100.000	CVS Health Corporation	NO	0
.0001	CVS HEALTH GROUP	00000	27-1760756				Precision Benefit Services, Inc.	DE	NIA	Prodigy Health Group, Inc.	Ownership	100.000	CVS Health Corporation	NO	0
.0001	CVS HEALTH GROUP	00000	31-1368946				American Health Holding, Inc.	OH	NIA	Prodigy Health Group, Inc.	Ownership	100.000	CVS Health Corporation	NO	0
.0001	CVS HEALTH GROUP	00000	16-1264154				Meritain Health, Inc.	NY	NIA	Prodigy Health Group, Inc.	Ownership	100.000	CVS Health Corporation	NO	0
.0001	CVS HEALTH GROUP	00000	86-0537707				Adminco, Inc.	AZ	NIA	Aetna Health Holdings, LLC	Ownership	100.000	CVS Health Corporation	NO	0
.0001	CVS HEALTH GROUP	00000	86-0527428				Administrative Enterprises, Inc.	AZ	NIA	Meritain Health, Inc.	Ownership	100.000	CVS Health Corporation	NO	0
.0001	CVS HEALTH GROUP	00000	16-1684061				U.S. Healthcare Holdings, LLC	OH	NIA	Meritain Health, Inc.	Ownership	100.000	CVS Health Corporation	NO	0
.0001	CVS HEALTH GROUP	00000	34-1670239				Prime Net, Inc.	OH	NIA	Meritain Health, Inc.	Ownership	100.000	CVS Health Corporation	NO	0
.0001	CVS HEALTH GROUP	00000	34-1348032				Professional Risk Management, Inc.	OH	NIA	Meritain Health, Inc.	Ownership	100.000	CVS Health Corporation	NO	0
.0001	CVS HEALTH GROUP	68500	62-1181209				Continental Life Insurance Company of Brentwood, Tennessee	TN	IA	Aetna Inc.	Ownership	100.000	CVS Health Corporation	NO	0
.0001	CVS HEALTH GROUP	12321	20-2901054				American Continental Insurance Company	TN	IA	Continental Life Insurance Company of Brentwood, Tennessee	Ownership	100.000	CVS Health Corporation	NO	0
.0001	CVS HEALTH GROUP	60054	06-6033492				Aetna Life Insurance Company	CT	IA	Aetna Inc.	Ownership	100.000	CVS Health Corporation	NO	0
.0001	CVS HEALTH GROUP	00000	45-4901541				Aetna ACO Holdings, Inc.	DE	NIA	Aetna Life Insurance Company	Ownership	60.300	CVS Health Corporation	YES	2
.0001	CVS HEALTH GROUP	00000	06-1270755				AHP Holdings, Inc.	CT	NIA	Aetna Life Insurance Company	Ownership	100.000	CVS Health Corporation	NO	0
.0001	CVS HEALTH GROUP	00000	06-1028469				AE Fourteen, Incorporated	CT	NIA	AHP Holdings, Inc.	Ownership	100.000	CVS Health Corporation	NO	0
.0001	CVS HEALTH GROUP	00000	06-1373153				Aetna Life Assignment Company	CT	NIA	AHP Holdings, Inc.	Ownership	100.000	CVS Health Corporation	NO	0
.0001	CVS HEALTH GROUP	00000	20-3678339				PE Holdings, LLC	CT	NIA	Aetna Life Insurance Company	Ownership	100.000	CVS Health Corporation	NO	0
.0001	CVS HEALTH GROUP	00000	06-1423207				Aetna Resources L.L.C.	DE	NIA	Aetna Life Insurance Company	Ownership	100.000	CVS Health Corporation	NO	0
.0001	CVS HEALTH GROUP	00000	20-3180700				Canal Place, LLC	DE	NIA	Aetna Life Insurance Company	Ownership	100.000	CVS Health Corporation	NO	0
.0001	CVS HEALTH GROUP	00000	58-2160656				Aetna Ventures, LLC	DE	NIA	Aetna Life Insurance Company	Ownership	100.000	CVS Health Corporation	NO	0
.0001	CVS HEALTH GROUP	00000	85-3918720				Coram Clinical Trials, Inc.	DE	NIA	Aetna Life Insurance Company	Ownership	25.000	CVS Health Corporation	NO	8
.0001	CVS HEALTH GROUP	00000	85-3918720				CVS Cabot Holdings Inc.	DE	NIA	Coram Clinical Trials, Inc.	Ownership	99.720	CVS Health Corporation	NO	9
.0001	CVS HEALTH GROUP	00000	85-3918567				CVS Shaw Holdings Inc.	DE	NIA	Coram Clinical Trials, Inc.	Ownership	99.720	CVS Health Corporation	NO	10
.0001	CVS HEALTH GROUP	00000	31-1001351				Omnicare, LLC	DE	NIA	CVS Cabot Holdings Inc	Ownership	49.860	CVS Health Corporation	NO	11
.0001	CVS HEALTH GROUP	00000	31-1001351				Omnicare, LLC	DE	NIA	CVS Shaw Holdings Inc	Ownership	49.860	CVS Health Corporation	NO	11
.0001	CVS HEALTH GROUP	00000	41-2035961				Aetna Financial Holdings, LLC	DE	NIA	Aetna Inc.	Ownership	100.000	CVS Health Corporation	NO	0
.0001	CVS HEALTH GROUP	00000	26-2030792				Aetna Asset Advisors, LLC	DE	NIA	Aetna Financial Holdings, LLC	Ownership	100.000	CVS Health Corporation	NO	0
.0001	CVS HEALTH GROUP	00000	23-2354500				U.S. Healthcare Properties, Inc.	PA	NIA	Aetna Financial Holdings, LLC	Ownership	100.000	CVS Health Corporation	NO	0
.0001	CVS HEALTH GROUP	00000	38-3704481				Aetna Capital Management, LLC	DE	NIA	Aetna Financial Holdings, LLC	Ownership	100.000	CVS Health Corporation	NO	0
.0001	CVS HEALTH GROUP	00000	11-3667142		0001314522		Aetna Partners Diversified Fund, LLC	DE	NIA	Aetna Capital Management, LLC	Ownership	100.000	CVS Health Corporation	NO	1

41.1

ANNUAL STATEMENT FOR THE YEAR 2023 OF THE Aetna Better Health Inc. (a New Jersey corporation)

SCHEDULE Y
PART 1A - DETAIL OF INSURANCE HOLDING COMPANY SYSTEM

1	2	3	4	5	6	7	8	9	10	11	12	13	14	15	16
Group Code	Group Name	NAIC Company Code	ID Number	Federal RSSD	CIK	Name of Securities Exchange if Publicly Traded (U.S. or International)	Names of Parent, Subsidiaries Or Affiliates	Domi-ciliary Location	Relation-ship to Reporting Entity	Directly Controlled by (Name of Entity/Person)	Type of Control (Ownership, Board, Management, Attorney-in-Fact, Influence, Other)	If Control is Ownership Provide Percentage	Ultimate Controlling Entity(ies)/Person(s)	Is an SCA Filing Re-quired? (Yes/No)	*
.0001	CVS HEALTH GROUP	00000	20-0446676				Aetna Workers' Comp Access, LLC	DE	NIA	Aetna Financial Holdings, LLC	Ownership	100.000	CVS Health Corporation	NO	0
.0001	CVS HEALTH GROUP	00000	20-0446713				Aetna Behavioral Health, LLC	DE	NIA	Aetna Financial Holdings, LLC	Ownership	100.000	CVS Health Corporation	NO	0
.0001	CVS HEALTH GROUP	00000	23-2670015				Managed Care Coordinators, Inc.	DE	NIA	Aetna Financial Holdings, LLC	Ownership	100.000	CVS Health Corporation	NO	0
.0001	CVS HEALTH GROUP	00000	59-3269144				Horizon Behavioral Services, LLC	DE	NIA	Aetna Financial Holdings, LLC	Ownership	100.000	CVS Health Corporation	NO	0
.0001	CVS HEALTH GROUP	00000	61-1193498				Employee Assistance Services, LLC	KY	NIA	Horizon Behavioral Services, LLC	Ownership	100.000	CVS Health Corporation	NO	0
.0001	CVS HEALTH GROUP	00000	33-0052273				Health and Human Resource Center, Inc.	CA	IA	Horizon Behavioral Services, LLC	Ownership	100.000	CVS Health Corporation	NO	0
.0001	CVS HEALTH GROUP	00000	75-2420973				Resources for Living, LLC	TX	NIA	Horizon Behavioral Services, LLC	Ownership	100.000	CVS Health Corporation	NO	0
.0001	CVS HEALTH GROUP	00000	36-3681261				The Vasquez Group Inc.	IL	NIA	Horizon Behavioral Services, LLC	Ownership	100.000	CVS Health Corporation	NO	0
.0001	CVS HEALTH GROUP	00000	22-3178125				Work and Family Benefits, Inc.	NJ	NIA	Horizon Behavioral Services, LLC	Ownership	100.000	CVS Health Corporation	NO	0
.0001	CVS HEALTH GROUP	00000	27-1773021				FairCost LLC	CT	NIA	Aetna Health Holdings, LLC	Ownership	100.000	CVS Health Corporation	NO	0
.0001	CVS HEALTH GROUP	78700	06-0876836				Aetna Health and Life Insurance Company	CT	IA	Aetna Inc.	Ownership	100.000	CVS Health Corporation	NO	0
.0001	CVS HEALTH GROUP	72052	23-2710210				Aetna Health Insurance Company	PA	IA	Aetna Inc.	Ownership	100.000	CVS Health Corporation	NO	0
.0001	CVS HEALTH GROUP	84450	57-0805126				Aetna Health Insurance Company of New York	NY	IA	Aetna Inc.	Ownership	100.000	CVS Health Corporation	NO	0
.0001	CVS HEALTH GROUP	00000	06-1571642				Aetna International LLC	CT	NIA	Aetna Life Insurance Company	Ownership	100.000	CVS Health Corporation	NO	0
.0001	CVS HEALTH GROUP	00000	98-0211470				Aetna Life & Casualty (Bermuda) Ltd.	BMU	IA	Aetna International LLC	Ownership	100.000	CVS Health Corporation	NO	0
.0001	CVS HEALTH GROUP	00000					Aetna Insurance (Singapore) PTE. LTD.	SGP	IA	Aetna International LLC	Ownership	100.000	CVS Health Corporation	NO	0
.0001	CVS HEALTH GROUP	00000	86-1455140				Aetna International Ex Pat LLC	DE	NIA	Aetna International LLC	Ownership	100.000	CVS Health Corporation	NO	0
.0001	CVS HEALTH GROUP	00000					Aetna Global Benefits (Bermuda) Limited	BMU	NIA	Aetna International LLC	Ownership	100.000	CVS Health Corporation	NO	0
.0001	CVS HEALTH GROUP	00000					Goodhealth Worldwide (Global) Limited	BMU	NIA	Aetna Global Benefits (Bermuda) Limited	Ownership	100.000	CVS Health Corporation	NO	0
.0001	CVS HEALTH GROUP	00000					Aetna Global Benefits (Europe) Limited	GBR	NIA	Aetna Global Benefits (Bermuda) Limited	Ownership	100.000	CVS Health Corporation	NO	0
.0001	CVS HEALTH GROUP	00000					Goodhealth Worldwide (Asia) Limited	HKG	NIA	Aetna Global Benefits (Bermuda) Limited	Ownership	100.000	CVS Health Corporation	NO	0
.0001	CVS HEALTH GROUP	00000					Aetna Global Benefits Limited	ARE	NIA	Aetna Global Benefits (Bermuda) Limited	Ownership	100.000	CVS Health Corporation	NO	0
.0001	CVS HEALTH GROUP	00000					PT. Aetna Global Benefits Indonesia	IDN	NIA	Aetna Global Benefits (Bermuda) Limited	Ownership	80.000	CVS Health Corporation	NO	3
.0001	CVS HEALTH GROUP	00000					Aetna Global Benefits (Middle East) LLC	ARE	NIA	Aetna Global Benefits (Bermuda) Limited	Ownership	49.000	CVS Health Corporation	NO	4
							Aetna Global Benefits (Asia Pacific) Limited								
.0001	CVS HEALTH GROUP	00000					PT Aetna Management Consulting	HKG	NIA	Aetna Global Benefits (Bermuda) Limited	Ownership	100.000	CVS Health Corporation	NO	0
.0001	CVS HEALTH GROUP	00000					Spinnaker Bidco Limited	IDN	NIA	Aetna International LLC	Ownership	77.000	CVS Health Corporation	NO	0
.0001	CVS HEALTH GROUP	00000					Aetna Holdco (UK) Limited	GBR	NIA	Aetna Global Benefits (Bermuda) Limited	Ownership	100.000	CVS Health Corporation	NO	0
.0001	CVS HEALTH GROUP	00000					Aetna Global Benefits (Asia Pacific) Limited	GBR	NIA	Aetna Global Benefits (Bermuda) Limited	Ownership	100.000	CVS Health Corporation	NO	0
.0001	CVS HEALTH GROUP	00000					PT Aetna Management Consulting	IDN	NIA	Limited	Ownership	23.000	CVS Health Corporation	NO	0
.0001	CVS HEALTH GROUP	00000					Aetna Global Benefits (UK) Limited	IDN	NIA	Aetna Global Benefits (Bermuda) Limited	Ownership	100.000	CVS Health Corporation	NO	0
.0001	CVS HEALTH GROUP	00000					Aetna Insurance Company Limited	GBR	IA	Aetna Global Benefits (Bermuda) Limited	Ownership	100.000	CVS Health Corporation	NO	0
.0001	CVS HEALTH GROUP	00000					Aetna Health Insurance Company of Europe DAC	GBR	IA	Aetna Global Benefits (Bermuda) Limited	Ownership	100.000	CVS Health Corporation	NO	0
.0001	CVS HEALTH GROUP	00000					Aetna (Shanghai) Enterprise Services Co. Ltd.	IRL	IA	Aetna International LLC	Ownership	100.000	CVS Health Corporation	NO	0
.0001	CVS HEALTH GROUP	00000					Aetna (Beijing) Enterprise Management Services Co., Ltd.	CHN	NIA	Aetna International LLC	Ownership	100.000	CVS Health Corporation	NO	0
.0001	CVS HEALTH GROUP	00000					Aetna Global Benefits (Singapore) PTE. LTD.	CHN	NIA	Aetna (Shanghai) Enterprise Services Co. Ltd.	Ownership	100.000	CVS Health Corporation	NO	0
.0001	CVS HEALTH GROUP	00000	22-2578985				AUSHC Holdings, Inc.	SGP	NIA	Aetna International LLC	Ownership	100.000	CVS Health Corporation	NO	0
.0001	CVS HEALTH GROUP	00000					Aetna Global Holdings Limited	CT	NIA	Aetna Inc.	Ownership	100.000	CVS Health Corporation	NO	0
.0001	CVS HEALTH GROUP	00000					Aetna Insurance (Hong Kong) Limited	GBR	NIA	Aetna International LLC	Ownership	100.000	CVS Health Corporation	NO	0
.0001	CVS HEALTH GROUP	00000	06-1182176				PHPSNE Parent Corporation	HKG	IA	Aetna International LLC	Ownership	100.000	CVS Health Corporation	NO	0
.0001	CVS HEALTH GROUP	00000	52-2182411				Active Health Management, Inc.	DE	NIA	AUSHC Holdings, Inc.	Ownership	55.000	CVS Health Corporation	NO	5
.0001	CVS HEALTH GROUP	00000	47-0970432				Health Data & Management Solutions, Inc.	DE	NIA	Aetna Inc.	Ownership	100.000	CVS Health Corporation	NO	0
.0001	CVS HEALTH GROUP	13980	27-2192415				Health Re, Inc.	DE	NIA	Active Health Management, Inc.	Ownership	100.000	CVS Health Corporation	NO	0
.0001	CVS HEALTH GROUP	00000	81-0579372				Phoenix Data Solutions LLC	VT	IA	Aetna Inc.	Ownership	100.000	CVS Health Corporation	NO	0
.0001	CVS HEALTH GROUP	00000	51-0029326				ASI Wings, LLC	DE	NIA	Aetna Inc.	Ownership	100.000	CVS Health Corporation	NO	0

41.2

ANNUAL STATEMENT FOR THE YEAR 2023 OF THE Aetna Better Health Inc. (a New Jersey corporation)

SCHEDULE Y

PART 1A - DETAIL OF INSURANCE HOLDING COMPANY SYSTEM

1	2	3	4	5	6	7	8	9	10	11	12	13	14	15	16
Group Code	Group Name	NAIC Company Code	ID Number	Federal RSSD	CIK	Name of Securities Exchange if Publicly Traded (U.S. or International)	Names of Parent, Subsidiaries Or Affiliates	Domi-ciliary Location	Relation-ship to Reporting Entity	Directly Controlled by (Name of Entity/Person)	Type of Control (Ownership, Board, Management, Attorney-in-Fact, Influence, Other)	If Control is Ownership Provide Percentage	Ultimate Controlling Entity(ies)/Person(s)	Is an SCA Filing Re-quired? (Yes/No)	*
.0001	CVS HEALTH GROUP	00000	47-4556274				Echo Merger Sub, Inc.	DE	NIA	Aetna Inc.	Ownership	100.000	CVS Health Corporation	NO	0
.0001	CVS HEALTH GROUP	00000	47-4547145				Aetna Corporate Services, LLC	DE	NIA	Aetna Inc.	Ownership	100.000	CVS Health Corporation	NO	0
.0001	CVS HEALTH GROUP	00000	85-3918720				CVS Cabot Holdings Inc.	DE	NIA	Aetna Inc.	Ownership	0.280	CVS Health Corporation	NO	9
.0001	CVS HEALTH GROUP	00000	85-3918567				CVS Shaw Holdings Inc.	DE	NIA	Aetna Inc.	Ownership	0.280	CVS Health Corporation	NO	10
.0001	CVS HEALTH GROUP	00000	31-1001351				Omnicare, LLC	DE	NIA	Aetna Inc.	Ownership	0.280	CVS Health Corporation	NO	11
.0001	CVS HEALTH GROUP	81973	75-1296086				Coventry Health and Life Insurance Company	MO	IA	Aetna Health Holdings, LLC	Ownership	100.000	CVS Health Corporation	NO	0
							Aetna Better Health of Kentucky Insurance Company	KY	IA	Coventry Health and Life Insurance Company	Ownership	100.000	CVS Health Corporation	NO	0
.0001	CVS HEALTH GROUP	15761	47-3279217				Aetna Network Services LLC	CT	NIA	Aetna Health Holdings, LLC	Ownership	100.000	CVS Health Corporation	NO	0
.0001	CVS HEALTH GROUP	00000	81-4345344				Aetna Health of Iowa Inc.	IA	IA	Aetna Health Holdings, LLC	Ownership	100.000	CVS Health Corporation	NO	0
.0001	CVS HEALTH GROUP	95241	42-1244752				Coventry Health Care of Nebraska, Inc.	NE	IA	Aetna Health Holdings, LLC	Ownership	100.000	CVS Health Corporation	NO	0
.0001	CVS HEALTH GROUP	95925	42-1308659				Aetna Risk Assurance Company of Connecticut Inc.	CT	IA	Aetna Health Holdings, LLC	Ownership	100.000	CVS Health Corporation	NO	0
.0001	CVS HEALTH GROUP	00000	47-2049117				Aetna Health Inc.	LA	IA	Aetna Health Holdings, LLC	Ownership	100.000	CVS Health Corporation	NO	0
.0001	CVS HEALTH GROUP	95173	74-2381406				Coventry Prescription Management Services, Inc.	NV	NIA	Aetna Health Holdings, LLC	Ownership	100.000	CVS Health Corporation	NO	0
.0001	CVS HEALTH GROUP	00000	47-0854096				Aetna Better Health of Nevada Inc.	NV	NIA	Aetna Health Holdings, LLC	Ownership	100.000	CVS Health Corporation	NO	0
.0001	CVS HEALTH GROUP	16148	81-3564875				Coventry Health Care of Virginia, Inc.	VA	IA	Aetna Health Holdings, LLC	Ownership	100.000	CVS Health Corporation	NO	0
.0001	CVS HEALTH GROUP	96555	54-1576305				Coventry Health Care of Missouri, Inc.	MO	IA	Aetna Health Holdings, LLC	Ownership	100.000	CVS Health Corporation	NO	0
.0001	CVS HEALTH GROUP	96377	43-1372307				Coventry HealthCare Management Corporation	DE	NIA	Aetna Health Holdings, LLC	Ownership	100.000	CVS Health Corporation	NO	0
.0001	CVS HEALTH GROUP	95318	43-1702094				Aetna Better Health of Missouri LLC	MO	IA	Aetna Health Holdings, LLC	Ownership	100.000	CVS Health Corporation	NO	0
.0001	CVS HEALTH GROUP	95408	55-0712129				Coventry Health Care of West Virginia, Inc.	WV	IA	Aetna Health Holdings, LLC	Ownership	100.000	CVS Health Corporation	NO	0
.0001	CVS HEALTH GROUP	00000	62-1411933				Aetna HealthAssurance Pennsylvania, Inc.	PA	IA	Aetna Health Holdings, LLC	Ownership	100.000	CVS Health Corporation	NO	0
.0001	CVS HEALTH GROUP	15827	47-4352768				Coventry Health Care of Kansas, Inc.	KS	IA	Aetna Health Holdings, LLC	Ownership	100.000	CVS Health Corporation	NO	0
.0001	CVS HEALTH GROUP	95489	48-0840330				Aetna Better Health of Kansas Inc.	KS	IA	Aetna Health Holdings, LLC	Ownership	100.000	CVS Health Corporation	NO	0
.0001	CVS HEALTH GROUP	16072	81-3370401				Aetna Better Health of Michigan Inc.	MI	IA	Aetna Health Holdings, LLC	Ownership	100.000	CVS Health Corporation	NO	0
.0001	CVS HEALTH GROUP	12193	20-1052897				Aetna Health of Utah Inc.	UT	IA	Aetna Health Holdings, LLC	Ownership	100.000	CVS Health Corporation	NO	0
.0001	CVS HEALTH GROUP	95407	87-0345631				Aetna Better Health of Tennessee Inc.	TN	NIA	Aetna Health Holdings, LLC	Ownership	100.000	CVS Health Corporation	NO	0
.0001	CVS HEALTH GROUP	00000	20-4416606				Coventry Health Care of Illinois, Inc.	IL	IA	Aetna Health Holdings, LLC	Ownership	100.000	CVS Health Corporation	NO	0
.0001	CVS HEALTH GROUP	74160	37-1241037				Coventry Health Care National Accounts, Inc.	DE	NIA	Aetna Health Holdings, LLC	Ownership	100.000	CVS Health Corporation	NO	0
.0001	CVS HEALTH GROUP	00000	20-8070994				Coventry Health Care National Network, Inc.	DE	NIA	Aetna Health Holdings, LLC	Ownership	100.000	CVS Health Corporation	NO	0
.0001	CVS HEALTH GROUP	00000	20-5185442				Coventry Consumer Advantage, Inc.	DE	NIA	Aetna Health Holdings, LLC	Ownership	100.000	CVS Health Corporation	NO	0
.0001	CVS HEALTH GROUP	00000	26-1293772				First Health Group Corp.	DE	NIA	Aetna Health Holdings, LLC	Ownership	100.000	CVS Health Corporation	NO	0
.0001	CVS HEALTH GROUP	00000	20-1736437				First Health Life & Health Insurance Company	TX	IA	First Health Group Corp.	Ownership	100.000	CVS Health Corporation	NO	0
.0001	CVS HEALTH GROUP	90328	38-2242132				First Choice of the Midwest LLC	SD	NIA	First Health Group Corp.	Ownership	100.000	CVS Health Corporation	NO	0
.0001	CVS HEALTH GROUP	00000	91-1832429				Claims Administration Corp.	MD	NIA	First Health Group Corp.	Ownership	100.000	CVS Health Corporation	NO	0
.0001	CVS HEALTH GROUP	00000	52-1320522				Florida Health Plan Administrators, LLC	FL	NIA	Aetna Health Holdings, LLC	Ownership	100.000	CVS Health Corporation	NO	0
.0001	CVS HEALTH GROUP	00000	20-1130063				Aetna Better Health of Florida Inc.	FL	IA	Florida Health Plan Administrators, LLC	Ownership	100.000	CVS Health Corporation	NO	0
.0001	CVS HEALTH GROUP	95114	65-0986441				Coventry Health Plan of Florida, Inc.	FL	IA	Florida Health Plan Administrators, LLC	Ownership	100.000	CVS Health Corporation	NO	0
.0001	CVS HEALTH GROUP	95266	65-0453436				Carefree Insurance Services, Inc.	FL	NIA	Aetna Health Holdings, LLC	Ownership	100.000	CVS Health Corporation	NO	0
.0001	CVS HEALTH GROUP	00000	59-3750548				MHNet Specialty Services, LLC	MD	NIA	Aetna Health Holdings, LLC	Ownership	100.000	CVS Health Corporation	NO	0
.0001	CVS HEALTH GROUP	00000	26-1582982				Mental Health Network of New York IPA, Inc.	NY	NIA	MHNet Specialty Services, LLC	Ownership	100.000	CVS Health Corporation	NO	0
.0001	CVS HEALTH GROUP	00000	37-1448790				Mental Health Associates, Inc.	LA	NIA	MHNet Specialty Services, LLC	Ownership	100.000	CVS Health Corporation	NO	0
.0001	CVS HEALTH GROUP	00000	72-1106596				Aetna Better Health of Washington, Inc.	WA	IA	Aetna Health Holdings, LLC	Ownership	100.000	CVS Health Corporation	NO	0
.0001	CVS HEALTH GROUP	16242	81-5030233				Banner Health and Aetna Health Insurance Holding Company LLC	DE	NIA	Aetna ACO Holdings, Inc.	Ownership	50.000	CVS Health Corporation	NO	6

ANNUAL STATEMENT FOR THE YEAR 2023 OF THE Aetna Better Health Inc. (a New Jersey corporation)

SCHEDULE Y

PART 1A - DETAIL OF INSURANCE HOLDING COMPANY SYSTEM

1	2	3	4	5	6	7	8	9	10	11	12	13	14	15	16
Group Code	Group Name	NAIC Company Code	ID Number	Federal RSSD	CIK	Name of Securities Exchange if Publicly Traded (U.S. or International)	Names of Parent, Subsidiaries Or Affiliates	Domiciliary Location	Relationship to Reporting Entity	Directly Controlled by (Name of Entity/Person)	Type of Control (Ownership, Board, Management, Attorney-in-Fact, Influence, Other)	If Control is Ownership Provide Percentage	Ultimate Controlling Entity(ies)/Person(s)	Is an SCA Filing Required? (Yes/No)	*
.0001	CVS HEALTH GROUP	16058	81-5281115				Banner Health and Aetna Health Insurance Company	AZ	IA	Banner Health and Aetna Health Insurance Holding Company LLC	Ownership	100.000	CVS Health Corporation	NO	0
.0001	CVS HEALTH GROUP	16059	81-5290023				Banner Health and Aetna Health Plan Inc.	AZ	IA	Banner Health and Aetna Health Insurance Company	Ownership	100.000	CVS Health Corporation	NO	0
.0001	CVS HEALTH GROUP	00000	81-5112888				Allina Health and Aetna Health Insurance Holding Company LLC	DE	NIA	Aetna ACO Holdings, Inc.	Ownership	50.000	CVS Health Corporation	NO	7
.0001	CVS HEALTH GROUP	16194	82-2091197				Allina Health and Aetna Insurance Company	MN	IA	Allina Health and Aetna Health Insurance Holding Company LLC	Ownership	100.000	CVS Health Corporation	NO	0
.0001	CVS HEALTH GROUP	17352	87-2843387				Allina Health and Aetna Health Plan Inc.	MN	IA	Allina Health and Aetna Health Insurance Holding Company LLC	Ownership	100.000	CVS Health Corporation	NO	0
.0001	CVS HEALTH GROUP	00000	82-2171057				Sutter Health and Aetna Insurance Holding Company LLC	DE	NIA	Aetna ACO Holdings, Inc.	Ownership	100.000	CVS Health Corporation	NO	0
.0001	CVS HEALTH GROUP	00000	82-2560624				Sutter Health and Aetna Administrative Services LLC	DE	NIA	Sutter Health and Aetna Insurance Holding Company LLC	Ownership	100.000	CVS Health Corporation	NO	0
.0001	CVS HEALTH GROUP	16979	82-2567822				Sutter Health and Aetna Insurance Company	CA	IA	Sutter Health and Aetna Insurance Holding Company LLC	Ownership	100.000	CVS Health Corporation	NO	0
.0001	CVS HEALTH GROUP	16558	82-3333789				Aetna Better Health of North Carolina Inc.	NC	IA	Aetna Health Holdings, LLC	Ownership	100.000	CVS Health Corporation	NO	0
.0001	CVS HEALTH GROUP	14053	27-2186150				Aetna Better Health of Illinois Inc.	IL	IA	Aetna Health Holdings, LLC	Ownership	100.000	CVS Health Corporation	NO	0
.0001	CVS HEALTH GROUP	00000	87-3223066				Aetna Better Health of Indiana Inc.	IN	NIA	Aetna Health Holdings, LLC	Ownership	100.000	CVS Health Corporation	NO	0
.0001	CVS HEALTH GROUP	00000					CVS Health Venture Fund, LP	DE	NIA	Aetna Life Insurance Company	Ownership	100.000	CVS Health Corporation	NO	12

Asterisk	Explanation
1	Aetna Capital Management, LLC is the managing member of Aetna Partners Diversified Fund, LLC ("APDF"). APDF is a fund of hedge funds and certain other subsidiaries of CVS Health Group invest in this fund, which does not confer any managing or controlling ownership interests in APDF. Aetna Life Insurance Company is the largest investor in APDF and currently owns a majority of the non-managing member interests of APDF.
2	Aetna ACO Holdings Inc. is owned by Aetna Life Insurance Company (302 shares); Aetna Health Inc. (PA) (198 shares); and Aetna Health Holdings, LLC (1 share).
3	PT. Aetna Global Benefits Indonesia is also 20% owned by Suhatsyah Rivai, Aetna's Nominee.
4	Aetna Global Benefits (Middle East) LLC is also 51% owned by Euro Gulf LLC, Aetna's Nominee.
5	PHPSNE Parent Corporation is 55% owned by AUSHC Holdings, Inc. The remaining 45% is owned by thirteen different hospitals (non-affiliates) which are shareholders with varying degrees of ownership.
6	Banner Health and Aetna Health Insurance Holding Company LLC is also 50% owned by Banner Health.
7	Allina Health and Aetna Insurance Holding Company LLC is also 50% owned by Allina Health System.
8	Coram Clinical Trials, Inc. is 75% owned by CVS Pharmacy, Inc. and 25% owned by Aetna Life Insurance Company.
9	CVS Cabot Holdings Inc is owned 99.72% by Coram Clinical Trials, Inc. and 0.28% owned by Aetna Inc.
10	CVS Shaw Holdings Inc is owned 99.72% by Coram Clinical Trials, Inc. and 0.28% owned by Aetna Inc.
11	Omnicare, LLC is 0.28% owned by Aetna Inc. The Company is also owned by CVS Cabot Holdings Inc. and CVS Shaw Holdings Inc., with 49.86% each ownership.
12	CVS Health Venture Fund, LP is also 0.1% owned by CVS Health Ventures Fund GP, LLC
13	Medical Examinations of New York, P.C. is owned via a nominee.

ANNUAL STATEMENT FOR THE YEAR 2023 OF THE Aetna Better Health Inc. (a New Jersey corporation)

SCHEDULE Y

PART 2 - SUMMARY OF INSURER'S TRANSACTIONS WITH ANY AFFILIATES

1	2	3	4	5	6	7	8	9	10	11	12	13
NAIC Company Code	ID Number	Names of Insurers and Parent, Subsidiaries or Affiliates	Shareholder Dividends	Capital Contributions	Purchases, Sales or Exchanges of Loans, Securities, Real Estate, Mortgage Loans or Other Investments	Income/ (Disbursements) Incurred in Connection with Guarantees or Undertakings for the Benefit of any Affiliate(s)	Management Agreements and Service Contracts	Income/ (Disbursements) Incurred Under Reinsurance Agreements	*	Any Other Material Activity Not in the Ordinary Course of the Insurer's Business	Totals	Reinsurance Recoverable/ (Payable) on Losses and/or Reserve Credit Taken/(Liability)
00000	20-0446713	Aetna Behavioral Health, LLC	0	0	0	0	(886,266)	0		0	(886,266)	0
12328	20-2207534	Aetna Better Health Inc (a Georgia Corporation)	0	28,900,000	0	0	(2,481,898)	0		0	26,418,102	0
13174	26-2867560	Aetna Better Health, Inc. (a Connecticut Corporation)	0	0	0	0	(51,629)	0		0	(51,629)	0
13735	27-0563973	Aetna Better Health Inc. (a Pennsylvania corporation)	(22,000,000)	0	0	0	(4,655,681)	0		0	(26,655,681)	0
00000	47-5178095	Aetna Better Health of California Inc.	0	0	0	0	(26,858,759)	0		0	(26,858,759)	0
15805	47-3850677	Aetna Health of Ohio Inc.	0	55,000,000	0	0	(7,479,768)	0		0	47,520,232	0
16072	81-3370401	Aetna Better Health of Kansas Inc.	0	60,000,000	273,951	0	(92,185,686)	0		0	(31,911,735)	0
15761	47-3279217	Aetna Better Health of Kentucky Insurance Company	0	0	1,689,809	0	(128,689,528)	0		0	(126,999,719)	0
12193	20-1052897	Aetna Better Health of Michigan Inc.	0	0	0	0	(38,143,271)	0		0	(38,143,271)	0
95318	43-1702094	Aetna Better Health of Missouri LLC	0	0	0	0	280,165	0		0	280,165	0
15919	81-1143850	Aetna Better Health of Oklahoma Inc.	0	0	0	0	(5,109,635)	0		0	(5,109,635)	0
95040	74-1844335	Aetna Better Health of Texas, Inc.	(45,000,000)	15,000,000	456,585	0	(65,963,205)	0		0	(95,506,620)	0
16242	81-5030233	Aetna Better Health of Washington, Inc.	0	28,000,000	0	0	(5,500,233)	0		0	22,499,767	0
95114	65-0986441	Aetna Better Health of Florida Inc.	0	0	0	0	(109,692,291)	0		0	(109,692,291)	0
15616	80-0629718	Aetna Better Health, Inc. (a Louisiana corporation)	(15,000,000)	0	1,240,225	0	(90,369,920)	0		0	(104,129,695)	0
14043	27-2512072	Aetna Better Health Premier Plan MMAI Inc.	(15,000,000)	0	0	0	(31,916,310)	0		0	(46,916,310)	0
14053	27-2186150	Aetna Better Health of Illinois Inc.	(140,000,000)	0	0	0	(275,305,120)	0		0	(415,305,120)	0
15611	46-3203088	Aetna Better Health Inc. (a New Jersey corporation)	0	0	0	0	(92,028,111)	0		0	(92,028,111)	0
14408	45-2634734	Aetna Better Health Inc. (a New York corporation)	0	0	427,189	0	(37,745,497)	0		0	(37,318,308)	0
14229	45-2764938	Aetna Better Health Inc. (an Ohio corporation)	(25,000,000)	0	1,929,240	0	(90,335,378)	0		0	(113,406,138)	0
11183	22-2990909	Aetna Dental Inc. (a New Jersey corporation)	0	0	0	0	(825,430)	0		0	(825,430)	0
95910	06-1177531	Aetna Dental Inc. (a Texas corporation)	0	0	0	0	(2,504,294)	(40,690)		0	(2,544,984)	0
00000	06-1160812	Aetna Dental of California Inc.	(5,000,000)	0	0	0	4,734,756	0		0	(265,244)	0
78700	06-0876836	Aetna Health and Life Insurance Company	(55,000,000)	0	2,118,858	0	(85,738,830)	0		0	(138,619,972)	0
00000	30-0123754	Aetna Health Holdings, LLC	371,000,000	(777,066,700)	0	0	0	0		0	(406,066,700)	0
95088	59-2411584	Aetna Health Inc. (a Florida corporation)	0	329,000,000	0	0	(238,837,135)	0		0	90,162,865	0
95094	58-1649568	Aetna Health Inc. (a Georgia corporation)	0	24,000,000	0	0	(13,592,539)	0		0	10,407,461	0
95241	42-1244752	Aetna Health of Iowa Inc.	0	0	0	0	700,017	0		0	700,017	0
95517	01-0504252	Aetna Health Inc. (a Maine corporation)	0	0	0	0	(4,352,877)	0		0	(4,352,877)	0
95756	23-2861565	Aetna Health of Michigan Inc.	0	50,000,000	0	0	2,854,926	0		0	52,854,926	0
95287	52-1270921	Aetna Health Inc. (a New Jersey corporation)	(10,000,000)	0	0	0	(47,974,363)	0		0	(57,974,363)	0

ANNUAL STATEMENT FOR THE YEAR 2023 OF THE Aetna Better Health Inc. (a New Jersey corporation)

SCHEDULE Y

PART 2 - SUMMARY OF INSURER'S TRANSACTIONS WITH ANY AFFILIATES

1	2	3	4	5	6	7	8	9	10	11	12	13
NAIC Company Code	ID Number	Names of Insurers and Parent, Subsidiaries or Affiliates	Shareholder Dividends	Capital Contributions	Purchases, Sales or Exchanges of Loans, Securities, Real Estate, Mortgage Loans or Other Investments	Income/ (Disbursements) Incurred in Connection with Guarantees or Undertakings for the Benefit of any Affiliate(s)	Management Agreements and Service Contracts	Income/ (Disbursements) Incurred Under Reinsurance Agreements	*	Any Other Material Activity Not in the Ordinary Course of the Insurer's Business	Totals	Reinsurance Recoverable/ (Payable) on Losses and/or Reserve Credit Taken/(Liability)
95234	22-2663623	Aetna Health Inc. (a New York corporation)	0	0	1,061,082	0	46,693,566	0	0	0	47,754,648	0
95109	23-2169745	Aetna Health Inc. (a Pennsylvania corporation)	0	17,166,700	456,585	0	(233,296,189)	1,439,786	0	0	(214,233,118)	177,022
95935	23-2442048	Aetna Health Inc. (a Connecticut corporation)	0	0	160,227	0	1,608,880	0	0	0	1,769,107	0
95490	76-0189680	Aetna Health Inc. (a Texas corporation)	0	175,000,000	563,362	0	48,509,719	211,623	0	0	224,284,704	0
95173	74-2381406	Aetna Health Inc. (LA)	0	0	0	0	(2,273,682)	0	0	0	(2,273,682)	0
72052	23-2710210	Aetna Health Insurance Company	0	125,000,000	0	0	(141,464,375)	441,779	0	0	(16,022,596)	0
84450	57-0805126	Aetna Health Insurance Company of New York	0	0	0	0	(408,809)	0	0	0	(408,809)	0
00000	13-3670795	Aetna Health Management, LLC	0	0	0	0	(3,431,730,448)	0	0	0	(3,431,730,448)	0
00000	95-3402799	Aetna Health of California Inc.	0	0	708,455	0	121,147,995	0	0	0	121,856,450	0
15827	47-4352768	Aetna Health Assurance Pennsylvania Inc.	0	0	0	0	(1,179,880)	0	0	0	(1,179,880)	0
00000	23-2229683	Aetna Inc.	1,596,142,700	(490,349,080)	0	0	(4,702,917)	0	0	0	1,101,090,703	0
36153	06-1286276	Aetna Insurance Company of Connecticut	0	0	0	0	0	0	0	0	0	0
60054	06-6033492	Aetna Life Insurance Company	(1,346,142,700)	365,349,080	78,358,586	0	7,280,789,909	(200,623,027)	0	0	6,177,731,848	1,341,877,369
00000	86-0842559	Aetna Medicaid Administrators, LLC	0	0	0	0	1,293,709,628	0	0	0	1,293,709,628	0
00000	11-3667142	Aetna Partners Diversified Fund, LLC	0	0	(121,315,355)	0	0	0	0	0	(121,315,355)	0
00000	06-1423207	Aetna Resources LLC	0	0	0	0	(2,278,552,552)	0	0	0	(2,278,552,552)	0
00000	20-3180700	Aetna Ventures, LLC	0	0	(2,406,540)	0	0	0	0	0	(2,406,540)	0
00000	81-5112888	Allina Health and Aetna Insurance Holding Company LLC	0	0	0	0	0	0	0	0	0	0
16194	82-2091197	Allina Health and Aetna Insurance Company	0	0	0	0	(784,348)	(138,413)	0	0	(922,761)	0
95407	87-0345631	Aetna Health of Utah Inc.	0	0	0	0	(9,185,231)	0	0	0	(9,185,231)	0
12321	20-2901054	American Continental Insurance Company	(20,000,000)	0	0	0	(27,411,399)	0	0	0	(47,411,399)	0
00000	31-1368946	American Health Holding, Inc.	0	0	0	0	12,000	0	0	0	12,000	0
00000	81-5212760	Banner Health and Aetna Health Insurance Holding Company LLC	0	0	0	0	10,986,302	0	0	0	10,986,302	0
16059	81-5290023	Banner Health and Aetna Health Plan Inc.	0	0	0	0	(12,998,847)	(1,325,408)	0	0	(14,324,255)	(177,022)
16058	81-5281115	Banner Health and Aetna Health Insurance Company	0	0	0	0	(60,647,319)	6,075,857	0	0	(54,571,462)	(35,226,904)
74160	37-1241037	Coventry Health Care of Illinois, Inc.	(20,000,000)	0	323,160	0	(23,535,645)	0	0	0	(43,212,485)	0
96377	43-1372307	Coventry Health Care of Missouri, Inc.	0	0	675,465	0	(80,317,835)	0	0	0	(79,642,370)	0
81973	75-1296086	Coventry Health and Life Insurance Company	0	0	3,340,708	0	(44,959,596)	0	0	0	(41,618,888)	0
68500	62-1181209	Continental Life Insurance Company of Brentwood, Tennessee	(20,000,000)	0	0	0	(191,597,433)	0	0	0	(211,597,433)	0
95925	42-1308659	Coventry Health Care of Nebraska, Inc.	0	(5,000,000)	0	0	(2,454,465)	0	0	0	(7,454,465)	0
96555	54-1576305	Coventry Health Care of Virginia, Inc.	(74,000,000)	0	0	0	(223,110,455)	0	0	0	(297,110,455)	0
95408	55-0712129	Coventry Health Care of West Virginia, Inc.	0	0	1,074,247	0	(100,678,426)	0	0	0	(99,604,179)	0
95266	65-0453436	Coventry Health Plan of Florida, Inc.	0	25,000,000	0	0	(21,623,524)	0	0	0	3,376,476	0
95489	48-0840330	Coventry Health Care of Kansas, Inc.	0	0	0	0	1,698,268	0	0	0	1,698,268	0

42.1

ANNUAL STATEMENT FOR THE YEAR 2023 OF THE Aetna Better Health Inc. (a New Jersey corporation)

SCHEDULE Y

PART 2 - SUMMARY OF INSURER'S TRANSACTIONS WITH ANY AFFILIATES

1	2	3	4	5	6	7	8	9	10	11	12	13
NAIC Company Code	ID Number	Names of Insurers and Parent, Subsidiaries or Affiliates	Shareholder Dividends	Capital Contributions	Purchases, Sales or Exchanges of Loans, Securities, Real Estate, Mortgage Loans or Other Investments	Income/ (Disbursements) Incurred in Connection with Guarantees or Undertakings for the Benefit of any Affiliate(s)	Management Agreements and Service Contracts	Income/ (Disbursements) Incurred Under Reinsurance Agreements	*	Any Other Material Activity Not in the Ordinary Course of the Insurer's Business	Totals	Reinsurance Recoverable/ (Payable) on Losses and/or Reserve Credit Taken/(Liability)
00000	20-1736437	First Health Group Corp	0	0	0	0	0	0		0	0	0
90328	38-2242132	First Health Life & Health Insurance Company	0	0	0	0	(13,739,675)	0		0	(13,739,675)	0
00000	20-1130063	Florida Health Plan Administrators, LLC	0	(25,000,000)	0	0	0	0		0	(25,000,000)	0
00000	33-0052273	Health and Human Resources Center, Inc.	0	0	0	0	6,070,300	0		0	6,070,300	0
13980	27-2192415	Health Re, Inc.	(155,000,000)	0	0	0	(100,000)	189,895,396		0	34,795,396	(1,306,650,465)
15097	46-0674828	Innovation Health Insurance Company	(45,420,711)	(96,579,289)	0	0	(26,299,122)	6,843,572		0	(161,455,550)	0
15098	46-0682197	Innovation Health Plan, Inc.	(6,249,238)	(7,750,762)	0	0	(8,682,668)	(1,778,849)		0	(24,461,517)	0
00000	81-3789357	Texas Health + Aetna Health Insurance Holding Company LLC	(53,000,000)	53,000,000	0	0	2,830,712	0		0	2,830,712	0
16132	47-5548221	Texas Health + Aetna Health Plan Inc.	(1,348,930)	(13,651,070)	0	0	(143,887)	(217,856)		0	(15,361,743)	0
16121	81-4749336	Texas Health + Aetna Health Insurance Company	1,348,930	(39,348,930)	0	0	(5,278,513)	6,005,386		0	(37,273,127)	0
16558	82-3333789	Aetna Better Health of North Carolina Inc.	0	0	0	0	(25,768)	0		0	(25,768)	0
00000	05-0494040	CVS Health Corporation	0	0	0	0	133,618,651	0		0	133,618,651	0
00000	06-1270755	AHP Holdings, Inc.	0	0	0	0	0	0		0	0	0
00000		CVS INDEMNITY	0	0	1,176,355	0	0	0		0	1,176,355	0
00000	91-1774434	PayFlex Systems USA, Inc.	0	0	0	0	0	0		0	0	0
00000	52-1320522	Claims Administration Corp.	0	0	0	0	(1,898,928)	0		0	(1,898,928)	0
00000	98-0211470	Aetna Life & Casualty (Bermuda) Ltd.	0	0	0	0	(2,964,401)	0		0	(2,964,401)	0
12575	20-2833904	SilverScript Insurance Co.	0	0	0	0	(671,213,542)	(43,956,766)		0	(715,170,308)	144,334,019
63444	06-1566092	Accendo Insurance Company	0	118,000,000	0	0	(170,026,908)	10,989,192		0	(41,037,716)	(36,083,505)
00000	33-1113587	CVS Caremark Part D Services, LLC	0	0	0	0	322,618,402	0		0	322,618,402	0
00000	05-0500188	CVS Caremark Indemnity, Ltd.	0	0	0	0	0	32,967,574		0	32,967,574	(108,250,514)
00000	45-4901541	Aetna ACO Holdings, Inc.	209,000,000	0	0	0	5,863,015	0		0	214,863,015	0
00000		CVS Pharmacy	0	0	0	0	778,428	0		0	778,428	0
00000	87-2843387	Allina Health and Aetna Health Plan Inc.	0	0	0	0	(1,875)	0		0	(1,875)	0
00000	16-1264154	Meritain Health, Inc.	0	0	0	0	5,982,429	0		0	5,982,429	0
16979	82-2567822	Sutter Health and Aetna Insurance Company	0	0	0	0	62,667	113,180		0	175,847	0
00000		Innovation Health Holdings, LLC	(104,330,051)	104,330,051	0	0	961,581	0		0	961,581	0
00000		CVS HEALTH VENTURES, LP	0	0	27,687,806	0	0	0		0	27,687,806	0
00000	61-1715010	Part D Holding Company, LLC	0	(118,000,000)	0	0	0	0		0	(118,000,000)	0
00000	75-3270039	Aetna Health Insurance Company of Europe, Ltd. (Ireland)	0	0	0	0	0	731,932		0	731,932	0
00000		Aetna Insurance (Hong Kong), Ltd.	0	0	0	0	0	(1,875,237)		0	(1,875,237)	0
00000		Aetna Insurance Company Ltd.	0	0	0	0	0	(5,759,031)		0	(5,759,031)	0
9999999	Control Totals		0	0	0	0	0	0	XXX	0	0	0

ANNUAL STATEMENT FOR THE YEAR 2023 OF THE Aetna Better Health Inc. (a New Jersey corporation)

SCHEDULE Y

PART 3 - ULTIMATE CONTROLLING PARTY AND LISTING OF OTHER U.S. INSURANCE GROUPS OR ENTITIES UNDER THAT ULTIMATE CONTROLLING PARTY'S CONTROL

1 Insurers in Holding Company	2 Owners with Greater Than 10% Ownership	3 Ownership Percentage Column 2 of Column 1	4 Granted Disclaimer of Control/ Affiliation of Column 2 Over Column 1 (Yes/No)	5 Ultimate Controlling Party	6 U.S. Insurance Groups or Entities Controlled by Column 5	7 Ownership Percentage (Column 5 of Column 6)	8 Granted Disclaimer of Control/ Affiliation of Column 5 Over Column 6 (Yes/No)
Accendo Insurance Company	Part D Holding Company, L.L.C.	100.000	NO	CVS Health Corporation		0.000	
Aetna Better Health Inc. (CT)	Aetna Health Holdings, LLC	100.000	NO	CVS Health Corporation		0.000	
Aetna Better Health Inc. (NJ)	Aetna Health Holdings, LLC	100.000	NO	CVS Health Corporation		0.000	
Aetna Better Health Inc. (OH)	Aetna Health Holdings, LLC	100.000	NO	CVS Health Corporation		0.000	
Aetna Better Health Inc. (PA)	Aetna Health Holdings, LLC	100.000	NO	CVS Health Corporation		0.000	
Aetna Better Health Inc. (GA)	Aetna Health Holdings, LLC	100.000	NO	CVS Health Corporation		0.000	
Aetna Better Health of Florida Inc.	Florida Health Plan Administrators, LLC	100.000	NO	CVS Health Corporation		0.000	
Aetna Better Health of Illinois Inc.	Aetna Health Holdings, LLC	100.000	NO	CVS Health Corporation		0.000	
Aetna Better Health of Kansas Inc.	Aetna Health Holdings, LLC	100.000	NO	CVS Health Corporation		0.000	
Aetna Better Health of Kentucky Insurance Company	Coventry Health and Life Insurance Company	100.000	NO	CVS Health Corporation		0.000	
Aetna Better Health of Michigan Inc.	Aetna Health Holdings, LLC	100.000	NO	CVS Health Corporation		0.000	
Aetna Better Health of Missouri LLC	Aetna Health Holdings, LLC	100.000	NO	CVS Health Corporation		0.000	
Aetna Better Health of North Carolina Inc.	Aetna Health Holdings, LLC	100.000	NO	CVS Health Corporation		0.000	
Aetna Better Health of Oklahoma Inc.	Aetna Health Holdings, LLC	100.000	NO	CVS Health Corporation		0.000	
Aetna Better Health of Texas Inc.	Aetna Health Holdings, LLC	100.000	NO	CVS Health Corporation		0.000	
Aetna Better Health of Washington, Inc.	Aetna Health Holdings, LLC	100.000	NO	CVS Health Corporation		0.000	
Aetna Better Health Premier Plan MMAI Inc.	Aetna Health Holdings, LLC	100.000	NO	CVS Health Corporation		0.000	
Aetna Better Health, Inc. (LA)	Aetna Health Holdings, LLC	100.000	NO	CVS Health Corporation		0.000	
Aetna Dental Inc. (NJ)	Aetna Health Holdings, LLC	100.000	NO	CVS Health Corporation		0.000	
Aetna Dental Inc. (TX)	Aetna Health Holdings, LLC	100.000	NO	CVS Health Corporation		0.000	
Aetna Health and Life Insurance Company	Aetna Inc.	100.000	NO	CVS Health Corporation		0.000	
Aetna Health Inc. (CT)	Aetna Health Holdings, LLC	100.000	NO	CVS Health Corporation		0.000	
Aetna Health Inc. (ME)	Aetna Health Holdings, LLC	100.000	NO	CVS Health Corporation		0.000	
Aetna Health Inc. (NJ)	Aetna Health Holdings, LLC	100.000	NO	CVS Health Corporation		0.000	
Aetna Health Inc. (NY)	Aetna Health Holdings, LLC	100.000	NO	CVS Health Corporation		0.000	
Aetna Health Inc. (PA)	Aetna Health Holdings, LLC	100.000	NO	CVS Health Corporation		0.000	
Aetna Health Inc. (FL)	Aetna Health Holdings, LLC	100.000	NO	CVS Health Corporation		0.000	
Aetna Health Inc. (LA)	Aetna Health Holdings, LLC	100.000	NO	CVS Health Corporation		0.000	
Aetna Health Inc. (TX)	Aetna Health Holdings, LLC	100.000	NO	CVS Health Corporation		0.000	
Aetna Health Inc. (GA)	Aetna Health Holdings, LLC	100.000	NO	CVS Health Corporation		0.000	
Aetna Health Insurance Company	Aetna Inc.	100.000	NO	CVS Health Corporation		0.000	
Aetna Health Insurance Company of New York	Aetna Inc.	100.000	NO	CVS Health Corporation		0.000	
Aetna Health of Iowa Inc.	Aetna Health Holdings, LLC	100.000	NO	CVS Health Corporation		0.000	
Aetna Health of Michigan Inc.	Aetna Health Holdings, LLC	100.000	NO	CVS Health Corporation		0.000	
Aetna Health of Ohio Inc.	Aetna Health Holdings, LLC	100.000	NO	CVS Health Corporation		0.000	
Aetna Health of Utah Inc.	Aetna Health Holdings, LLC	100.000	NO	CVS Health Corporation		0.000	
Aetna HealthAssurance Pennsylvania, Inc.	Aetna Health Holdings, LLC	100.000	NO	CVS Health Corporation		0.000	
Aetna Life Insurance Company	Aetna Inc.	100.000	NO	CVS Health Corporation		0.000	
Allina Health and Aetna Insurance Company	Allina Health and Aetna Health Insurance Holding Company LLC	50.000	NO	CVS Health Corporation		0.000	
Allina Health and Aetna Insurance Company	Allina Health and Aetna Health Insurance Holding Company LLC	50.000	NO	Allina Health System		0.000	
Allina Health and Aetna Health Plan Inc.	Allina Health and Aetna Health Insurance Holding Company LLC	50.000	NO	CVS Health Corporation		0.000	

ANNUAL STATEMENT FOR THE YEAR 2023 OF THE Aetna Better Health Inc. (a New Jersey corporation)

SCHEDULE Y

PART 3 - ULTIMATE CONTROLLING PARTY AND LISTING OF OTHER U.S. INSURANCE GROUPS OR ENTITIES UNDER THAT ULTIMATE CONTROLLING PARTY'S CONTROL

1 Insurers in Holding Company	2 Owners with Greater Than 10% Ownership	3 Ownership Percentage Column 2 of Column 1	4 Granted Disclaimer of Control/ Affiliation of Column 2 Over Column 1 (Yes/No)	5 Ultimate Controlling Party	6 U.S. Insurance Groups or Entities Controlled by Column 5	7 Ownership Percentage (Column 5 of Column 6)	8 Granted Disclaimer of Control/ Affiliation of Column 5 Over Column 6 (Yes/No)
Allina Health and Aetna Health Plan Inc.	Allina Health and Aetna Health Insurance Holding Company LLC	50.000	NO	Allina Health System		0.000	
American Continental Insurance Company	Continental Life Insurance Company of Brentwood, Tennessee	100.000	NO	CVS Health Corporation		0.000	
Banner Health and Aetna Health Insurance Company	Banner Health and Aetna Health Insurance Holding Company LLC	50.000	NO	CVS Health Corporation		0.000	
Banner Health and Aetna Health Insurance Company	Banner Health and Aetna Health Insurance Holding Company LLC	50.000	NO	Banner Health		0.000	
Banner Health and Aetna Health Plan Inc.	Banner Health and Aetna Health Insurance Company	50.000	NO	CVS Health Corporation		0.000	
Banner Health and Aetna Health Plan Inc.	Banner Health and Aetna Health Insurance Company	50.000	NO	Banner Health		0.000	
Continental Life Insurance Company of Brentwood, Tennessee	Aetna Inc.	100.000	NO	CVS Health Corporation		0.000	
Coventry Health and Life Insurance Company	Aetna Health Holdings, LLC	100.000	NO	CVS Health Corporation		0.000	
Coventry Health Care of Illinois, Inc.	Aetna Health Holdings, LLC	100.000	NO	CVS Health Corporation		0.000	
Coventry Health Care of Kansas, Inc.	Aetna Health Holdings, LLC	100.000	NO	CVS Health Corporation		0.000	
Coventry Health Care of Missouri, Inc.	Aetna Health Holdings, LLC	100.000	NO	CVS Health Corporation		0.000	
Coventry Health Care of Nebraska, Inc.	Aetna Health Holdings, LLC	100.000	NO	CVS Health Corporation		0.000	
Coventry Health Care of Virginia, Inc.	Aetna Health Holdings, LLC	100.000	NO	CVS Health Corporation		0.000	
Coventry Health Care of West Virginia, Inc.	Aetna Health Holdings, LLC	100.000	NO	CVS Health Corporation		0.000	
Coventry Health Plan of Florida, Inc.	Florida Health Plan Administrators, LLC	100.000	NO	CVS Health Corporation		0.000	
First Health Life & Health Insurance Company	First Health Group Corp.	100.000	NO	CVS Health Corporation		0.000	
Innovation Health Insurance Company	Innovation Health Holdings, LLC	100.000	NO	CVS Health Corporation		0.000	
Innovation Health Plan, Inc.	Innovation Health Insurance Company	100.000	NO	CVS Health Corporation		0.000	
SilverScript Insurance Company	Part D Holding Company, L.L.C.	100.000	NO	CVS Health Corporation		0.000	
Sutter Health and Aetna Insurance Company	Sutter Health and Aetna Insurance Holding Company LLC	100.000	NO	CVS Health Corporation		0.000	
Texas Health + Aetna Health Insurance Company	Texas Health + Aetna Health Insurance Holding Company LLC	100.000	NO	CVS Health Corporation		0.000	
Texas Health + Aetna Health Plan Inc.	Texas Health + Aetna Health Insurance Company	100.000	NO	CVS Health Corporation		0.000	

ANNUAL STATEMENT FOR THE YEAR 2023 OF THE Aetna Better Health Inc. (a New Jersey corporation)
SUPPLEMENTAL EXHIBITS AND SCHEDULES INTERROGATORIES

REQUIRED FILINGS

The following supplemental reports are required to be filed as part of your statement filing unless specifically waived by the domiciliary state. However, in the event that your domiciliary state waives the filing requirement, your response of WAIVED to the specific interrogatory will be accepted in lieu of filing a "NONE" report and a bar code will be printed below. If the supplement is required of your company but is not being filed for whatever reason enter SEE EXPLANATION and provide an explanation following the interrogatory questions.










	Responses
MARCH FILING	
1. Will the Supplemental Compensation Exhibit be filed with the state of domicile by March 1?	YES
2. Will an actuarial opinion be filed by March 1?	YES
3. Will the confidential Risk-based Capital Report be filed with the NAIC by March 1?.....	YES
4. Will the confidential Risk-based Capital Report be filed with the state of domicile, if required, by March 1?	YES
APRIL FILING	
5. Will Management's Discussion and Analysis be filed by April 1?	YES
6. Will the Supplemental Investment Risks Interrogatories be filed by April 1?	YES
7. Will the Accident and Health Policy Experience Exhibit be filed by April 1?	YES
JUNE FILING	
8. Will an audited financial report be filed by June 1?	YES
9. Will Accountant's Letter of Qualifications be filed with the state of domicile and electronically with the NAIC by June 1?	YES

SUPPLEMENTAL FILINGS

The following supplemental reports are required to be filed as part of your annual statement filing **if your company is engaged in the type of business covered by the supplement. However, in the event that your company does not transact the type of business for which the special report must be filed, your response of NO to the specific interrogatory will be accepted in lieu of filing a "NONE" report and a bar code will be printed below.** If the supplement is required of your company but is not being filed for whatever reason enter SEE EXPLANATION and provide an explanation following the interrogatory questions.

MARCH FILING	
10. Will the Medicare Supplement Insurance Experience Exhibit be filed with the state of domicile and the NAIC by March 1?	NO
11. Will the Supplemental Life data due March 1 be filed with the state of domicile and the NAIC?	NO
12. Will Schedule SIS (Stockholder Information Supplement) be filed with the state of domicile by March 1?.....	NO
13. Will the actuarial opinion on participating and non-participating policies as required in Interrogatories 1 and 2 on Exhibit 5 to Life Supplement be filed with the state of domicile and electronically with the NAIC by March 1?.....	NO
14. Will the actuarial opinion on non-guaranteed elements as required in Interrogatory 3 to Exhibit 5 to Life Supplement be filed with the state of domicile and electronically with the NAIC by March 1?.....	NO
15. Will the Medicare Part D Coverage Supplement be filed with the state of domicile and the NAIC by March 1?.....	NO
16. Will an approval from the reporting entity's state of domicile for relief related to the five-year rotation requirement for lead audit partner be filed electronically with the NAIC by March 1?	NO
17. Will an approval from the reporting entity's state of domicile for relief related to the one-year cooling off period for independent CPA be filed electronically with the NAIC by March 1?	NO
18. Will an approval from the reporting entity's state of domicile for relief related to the Requirements for Audit Committees be filed electronically with the NAIC by March 1?	NO
19. Will the Market Conduct Annual Statement (MCAS) Premium Exhibit for Year be filed with the applicable jurisdictions and with the NAIC by March 1?.....	NO
APRIL FILING	
20. Will the Long-Term Care Experience Reporting Forms be filed with the state of domicile and the NAIC by April 1?	NO
21. Will the Supplemental Life data due April 1 be filed with the state of domicile and the NAIC?	NO
22. Will the Supplemental Health Care Exhibit (Parts 1 and 2) be filed with the state of domicile and the NAIC by April 1?	YES
23. Will the Life, Health & Annuity Guaranty Association Assessable Premium Exhibit - Parts 1 and 2 be filed with the state of domicile and the NAIC by April 1?	YES
AUGUST FILING	
24. Will Management's Report of Internal Control Over Financial Reporting be filed with the state of domicile by August 1?	YES
Explanations:	
10. The data for this supplement is not required to be filed.	
11. The data for this supplement is not required to be filed.	
12. The data for this supplement is not required to be filed.	
13. The data for this supplement is not required to be filed.	
14. The data for this supplement is not required to be filed.	
15. The data for this supplement is not required to be filed.	
16. The data for this supplement is not required to be filed.	
17. The data for this supplement is not required to be filed.	
18. The data for this supplement is not required to be filed.	
19. The data for this supplement is not required to be filed.	
20. The data for this supplement is not required to be filed.	
21. The data for this supplement is not required to be filed.	

Bar Codes:

10. Medicare Supplement Insurance Experience Exhibit [Document Identifier 360]	
11. Life Supplement [Document Identifier 205]	
12. SIS Stockholder Information Supplement [Document Identifier 420]	
13. Participating Opinion for Exhibit 5 [Document Identifier 371]	
14. Non-Guaranteed Opinion for Exhibit 5 [Document Identifier 370]	
15. Medicare Part D Coverage Supplement [Document Identifier 365]	
16. Relief from the five-year rotation requirement for lead audit partner [Document Identifier 224]	
17. Relief from the one-year cooling off period for independent CPA [Document Identifier 225]	
18. Relief from the Requirements for Audit Committees [Document Identifier 226]	

SUPPLEMENTAL EXHIBITS AND SCHEDULES INTERROGATORIES

19. Market Conduct Annual Statement (MCAS) Premium Exhibit for Year
[Document Identifier 600]



20. Long-Term Care Experience Reporting Forms [Document Identifier 306]



21. Life Supplement [Document Identifier 211]

