



# HEALTH ANNUAL STATEMENT

FOR THE YEAR ENDED DECEMBER 31, 2023  
OF THE CONDITION AND AFFAIRS OF THE

## Oxford Health Plans (NJ), Inc.

NAIC Group Code 0707 0707 NAIC Company Code 95506 Employer's ID Number 22-2745725  
(Current) (Prior)

Organized under the Laws of New Jersey, State of Domicile or Port of Entry NJ

Country of Domicile United States of America

Licensed as business type: Health Maintenance Organization

Is HMO Federally Qualified? Yes [ ] No [ X ]

Incorporated/Organized 04/17/1985 Commenced Business 09/12/1985

Statutory Home Office 170 Wood Avenue, Floor 3, Iselin, NJ, US 08830  
(Street and Number) (City or Town, State, Country and Zip Code)

Main Administrative Office 4 Research Drive, 5th Floor  
(Street and Number)  
Shelton, CT, US 06484, 203-447-4500  
(City or Town, State, Country and Zip Code) (Area Code) (Telephone Number)

Mail Address 4 Research Drive, 5th Floor, Shelton, CT, US 06484  
(Street and Number or P.O. Box) (City or Town, State, Country and Zip Code)

Primary Location of Books and Records 4 Research Drive, 5th Floor  
(Street and Number)  
Shelton, CT, US 06484, 203-447-4500  
(City or Town, State, Country and Zip Code) (Area Code) (Telephone Number)

Internet Website Address www.oxfordhealth.com

Statutory Statement Contact William D. Olson, 952-979-6160  
(Name) (Area Code) (Telephone Number)  
bill1\_olson@uhc.com, 952-931-4651  
(E-mail Address) (FAX Number)

### OFFICERS

President Samuel Thomas George # Treasurer Peter Marshall Gill  
Secretary Jessica Leigh Zuba # Chief Financial Officer Jeffrey Brian Snelling #

### OTHER

Nyle Brent Cottingham, Vice President Heather Anastasia Lang, Assistant Secretary

### DIRECTORS OR TRUSTEES

Samuel Thomas George # Paul Owen Marden # Jean M McGann  
M.D. Donald Alan Stangler

State of Connecticut SS  
County of Fairfield

The officers of this reporting entity being duly sworn, each depose and say that they are the described officers of said reporting entity, and that on the reporting period stated above, all of the herein described assets were the absolute property of the said reporting entity, free and clear from any liens or claims thereon, except as herein stated, and that this statement, together with related exhibits, schedules and explanations therein contained, annexed or referred to, is a full and true statement of all the assets and liabilities and of the condition and affairs of the said reporting entity as of the reporting period stated above, and of its income and deductions therefrom for the period ended, and have been completed in accordance with the NAIC Annual Statement Instructions and Accounting Practices and Procedures manual except to the extent that: (1) state law may differ; or, (2) that state rules or regulations require differences in reporting not related to accounting practices and procedures, according to the best of their information, knowledge and belief, respectively. Furthermore, the scope of this attestation by the described officers also includes the related corresponding electronic filing with the NAIC, when required, that is an exact copy (except for formatting differences due to electronic filing) of the enclosed statement. The electronic filing may be requested by various regulators in lieu of or in addition to the enclosed statement.

Nyle Brent Cottingham  
Vice President

Heather Anastasia Lang  
Assistant Secretary

Samuel Thomas George  
President

Subscribed and sworn to before me this \_\_\_\_\_ day of \_\_\_\_\_

- a. Is this an original filing? ..... Yes [ X ] No [ ]  
b. If no,  
1. State the amendment number.....  
2. Date filed .....  
3. Number of pages attached.....





**EXHIBIT 3A - ANALYSIS OF HEALTH CARE RECEIVABLES COLLECTED AND ACCRUED**

Type of Health Care Receivable	Health Care Receivables Collected or Offset During the Year		Health Care Receivables Accrued as of December 31 of Current Year		5 Health Care Receivables from Prior Years (Columns 1 + 3)	6 Estimated Health Care Receivables Accrued as of December 31 of Prior Year
	1 On Amounts Accrued Prior to January 1 of Current Year	2 On Amounts Accrued During the Year	3 On Amounts Accrued December 31 of Prior Year	4 On Amounts Accrued During the Year		
1. Pharmaceutical rebate receivables .....	63,015,146	154,285,763	242,798	91,608,430	63,257,944	66,864,714
2. Claim overpayment receivables .....	112,342	29,437,706	3,245,022	1,737,546	3,357,364	3,260,007
3. Loans and advances to providers .....	0	0	0	2,593,348	0	0
4. Capitation arrangement receivables .....	0	0	0	636,451	0	700,596
5. Risk sharing receivables .....	0	0	0	0	0	343,509
6. Other health care receivables.....	0	0	0	0	0	0
7. Totals (Lines 1 through 6)	63,127,488	183,723,469	3,487,820	96,575,775	66,615,308	71,168,826

Note that the accrued amounts in Columns 3, 4, and 6 are the total health care receivables, not just the admitted portion.







**EXHIBIT 7 PART 1- SUMMARY OF TRANSACTIONS WITH PROVIDERS**

Payment Method	1 Direct Medical Expense Payment	2 Column 1 as a % of Total Payments	3 Total Members Covered	4 Column 3 as a % of Total Members	5 Column 1 Expenses Paid to Affiliated Providers	6 Column 1 Expenses Paid to Non-Affiliated Providers
<b>Capitation Payments:</b>						
1. Medical groups .....	0	0.0	0	0.0	0	0
2. Intermediaries .....	726,191,756	44.4	97,094	100.0	725,022,419	1,169,337
3. All other providers .....	124	0.0	97,094	100.0	0	124
4. Total capitation payments .....	726,191,880	44.4	97,094	100.0	725,022,419	1,169,461
<b>Other Payments:</b>						
5. Fee-for-service .....	107,059,626	6.5	XXX	XXX	4,027,590	103,032,036
6. Contractual fee payments .....	795,154,394	48.6	XXX	XXX	109,338,314	685,816,080
7. Bonus/withhold arrangements - fee-for-service .....	0	0.0	XXX	XXX	0	0
8. Bonus/withhold arrangements - contractual fee payments .....	8,580,340	0.5	XXX	XXX	2,105,598	6,474,742
9. Non-contingent salaries .....	0	0.0	XXX	XXX	0	0
10. Aggregate cost arrangements .....	0	0.0	XXX	XXX	0	0
11. All other payments .....	0	0.0	XXX	XXX	0	0
12. Total other payments .....	910,794,360	55.6	XXX	XXX	115,471,502	795,322,858
13. TOTAL (Line 4 plus Line 12)	1,636,986,240	100%	XXX	XXX	840,493,921	796,492,319

**EXHIBIT 7 - PART 2 - SUMMARY OF TRANSACTIONS WITH INTERMEDIARIES**

1 NAIC Code	2 Name of Intermediary	3 Capitation Paid	4 Average Monthly Capitation	5 Intermediary's Total Adjusted Capital	6 Intermediary's Authorized Control Level RBC
	Optum Health Networks, Inc. ....	717,326,887	59,777,241	0	0
	Optum Networks of New Jersey, Inc. ....	3,216,142	268,012	0	0
	Landmark Medical of Rhode Island, PC .....	2,236,725	186,394	0	0
	Prospero Health Partners, P.C. ....	1,344,000	112,000	0	0
	Landmark Medical of Tennessee, PC .....	889,755	74,146	0	0
	Landmark Medical of Pennsylvania, PC .....	8,910	743	0	0
	ModivCare Solutions LLC .....	1,065,243	88,770	0	0
	Helper Bees .....	81,941	6,828	0	0
	LabCorp of America .....	22,153	1,846	0	0
9999999 Totals		726,191,756	XXX	XXX	XXX



**EXHIBIT 8 - FURNITURE, EQUIPMENT AND SUPPLIES OWNED**

Description	1 Cost	2 Improvements	3 Accumulated Depreciation	4 Book Value Less Encumbrances	5 Assets Not Admitted	6 Net Admitted Assets
1. Administrative furniture and equipment .....	<b>NONE</b>					
2. Medical furniture, equipment and fixtures .....						
3. Pharmaceuticals and surgical supplies .....						
4. Durable medical equipment .....						
5. Other property and equipment						
6. Total						



ANNUAL STATEMENT FOR THE YEAR 2023 OF THE Oxford Health Plans (NJ), Inc.

**EXHIBIT OF PREMIUMS, ENROLLMENT AND UTILIZATION (a)**

REPORT FOR: 1. CORPORATION

Oxford Health Plans (NJ), Inc.

2. Iselin, NJ

NAIC Group Code	0707	BUSINESS IN THE STATE OF		DURING THE YEAR										(LOCATION)	
		Delaware		2023										NAIC Company Code	
		95506		1	Comprehensive (Hospital & Medical)		4	5	6	7	8	9	10	11	12
	Total	2 Individual	3 Group	Medicare Supplement	Vision Only	Dental Only	Federal Employees Health Benefits Plan	Title XVIII Medicare	Title XIX Medicaid	Credit A&H	Disability Income	Long-Term Care	Other Health	Other Non-Health	
<b>Total Members at end of:</b>															
1. Prior Year .....	5,255	0	0	0	0	0	0	5,255	0	0	0	0	0	0	
2. First Quarter .....	5,947	0	0	0	0	0	0	5,947	0	0	0	0	0	0	
3. Second Quarter .....	6,239	0	0	0	0	0	0	6,239	0	0	0	0	0	0	
4. Third Quarter .....	6,428	0	0	0	0	0	0	6,428	0	0	0	0	0	0	
5. Current Year	6,506	0	0	0	0	0	0	6,506	0	0	0	0	0	0	
6. Current Year Member Months	74,541	0	0	0	0	0	0	74,541	0	0	0	0	0	0	
<b>Total Member Ambulatory Encounters for Year:</b>															
7. Physician .....	0	0	0	0	0	0	0	0	0	0	0	0	0	0	
8. Non-Physician .....	0	0	0	0	0	0	0	0	0	0	0	0	0	0	
9. Total	0	0	0	0	0	0	0	0	0	0	0	0	0	0	
10. Hospital Patient Days Incurred	0	0	0	0	0	0	0	0	0	0	0	0	0	0	
11. Number of Inpatient Admissions	0	0	0	0	0	0	0	0	0	0	0	0	0	0	
12. Health Premiums Written (b) .....	152,876,146	0	0	0	0	0	0	152,876,146	0	0	0	0	0	0	
13. Life Premiums Direct .....	0	0	0	0	0	0	0	0	0	0	0	0	0	0	
14. Property/Casualty Premiums Written .....	0	0	0	0	0	0	0	0	0	0	0	0	0	0	
15. Health Premiums Earned .....	153,487,848	0	0	0	0	0	0	153,487,848	0	0	0	0	0	0	
16. Property/Casualty Premiums Earned	0	0	0	0	0	0	0	0	0	0	0	0	0	0	
17. Amount Paid for Provision of Health Care Services .....	125,029,370	0	0	0	0	0	0	125,029,370	0	0	0	0	0	0	
18. Amount Incurred for Provision of Health Care Services	131,151,738	0	0	0	0	0	0	131,151,738	0	0	0	0	0	0	

(a) For health business: number of persons insured under PPO managed care products .....0 and number of persons insured under indemnity only products .....0 .

(b) For health premiums written: amount of Medicare Title XVIII exempt from state taxes or fees \$ ..... 152,876,146

30 DE



ANNUAL STATEMENT FOR THE YEAR 2023 OF THE Oxford Health Plans (NJ), Inc.

## EXHIBIT OF PREMIUMS, ENROLLMENT AND UTILIZATION (a)

REPORT FOR: 1. CORPORATION

2.

NAIC Group Code	BUSINESS IN THE STATE OF Missouri			DURING THE YEAR 2023										(LOCATION) NAIC Company Code	
	1 Total	Comprehensive (Hospital & Medical)		4 Medicare Supplement	5 Vision Only	6 Dental Only	7 Federal Employees Health Benefits Plan	8 Title XVIII Medicare	9 Title XIX Medicaid	10 Credit A&H	11 Disability Income	12 Long-Term Care	13 Other Health	14 Other Non-Health	
		2 Individual	3 Group												
<b>Total Members at end of:</b>															
1. Prior Year .....															
2. First Quarter .....															
3. Second Quarter .....															
4. Third Quarter .....															
5. Current Year															
6. Current Year Member Months															
<b>Total Member Ambulatory Encounters for Year:</b>															
7. Physician .....															
8. Non-Physician .....															
9. Total															
10. Hospital Patient Days Incurred															
11. Number of Inpatient Admissions															
12. Health Premiums Written (b) .....															
13. Life Premiums Direct .....															
14. Property/Casualty Premiums Written .....															
15. Health Premiums Earned.....															
16. Property/Casualty Premiums Earned															
17. Amount Paid for Provision of Health Care Services.....															
18. Amount Incurred for Provision of Health Care Services															

NONE

(a) For health business: number of persons insured under PPO managed care products ..... and number of persons insured under indemnity only products .....

(b) For health premiums written: amount of Medicare Title XVIII exempt from state taxes or fees \$ .....

30 MO



ANNUAL STATEMENT FOR THE YEAR 2023 OF THE Oxford Health Plans (NJ), Inc.

**EXHIBIT OF PREMIUMS, ENROLLMENT AND UTILIZATION (a)**

REPORT FOR: 1. CORPORATION

Oxford Health Plans (NJ), Inc.

2. Iselin, NJ

NAIC Group Code	0707	BUSINESS IN THE STATE OF		4	DURING THE YEAR									
		New Jersey			2023									
		(Hospital & Medical)			(LOCATION)									
	1	2	3		5	6	7	8	9	10	11	12	13	14
	Total	Individual	Group	Medicare Supplement	Vision Only	Dental Only	Federal Employees Health Benefits Plan	Title XVIII Medicare	Title XIX Medicaid	Credit A&H	Disability Income	Long-Term Care	Other Health	Other Non-Health
<b>Total Members at end of:</b>														
1. Prior Year .....	34,396	0	258	0	0	0	0	34,138	0	0	0	0	0	0
2. First Quarter .....	39,732	0	235	0	0	0	0	39,497	0	0	0	0	0	0
3. Second Quarter .....	43,067	0	207	0	0	0	0	42,860	0	0	0	0	0	0
4. Third Quarter .....	45,630	0	185	0	0	0	0	45,445	0	0	0	0	0	0
5. Current Year	46,382	0	165	0	0	0	0	46,217	0	0	0	0	0	0
6. Current Year Member Months	514,651	0	2,468	0	0	0	0	512,183	0	0	0	0	0	0
<b>Total Member Ambulatory Encounters for Year:</b>														
7. Physician .....	1,166,073	0	1,805	0	0	0	0	1,164,268	0	0	0	0	0	0
8. Non-Physician .....	637,933	0	134	0	0	0	0	637,799	0	0	0	0	0	0
9. Total	1,804,006	0	1,939	0	0	0	0	1,802,067	0	0	0	0	0	0
10. Hospital Patient Days Incurred	69,151	0	0	0	0	0	0	69,151	0	0	0	0	0	0
11. Number of Inpatient Admissions	10,402	0	0	0	0	0	0	10,402	0	0	0	0	0	0
12. Health Premiums Written (b) .....	901,816,016	0	572,911	0	0	0	0	901,243,105	0	0	0	0	0	0
13. Life Premiums Direct .....	0	0	0	0	0	0	0	0	0	0	0	0	0	0
14. Property/Casualty Premiums Written .....	0	0	0	0	0	0	0	0	0	0	0	0	0	0
15. Health Premiums Earned .....	909,173,152	0	1,029,624	0	0	0	0	908,143,528	0	0	0	0	0	0
16. Property/Casualty Premiums Earned	0	0	0	0	0	0	0	0	0	0	0	0	0	0
17. Amount Paid for Provision of Health Care Services .....	726,730,846	0	889,275	0	0	0	0	725,841,571	0	0	0	0	0	0
18. Amount Incurred for Provision of Health Care Services	746,847,767	0	665,810	0	0	0	0	746,181,957	0	0	0	0	0	0

(a) For health business: number of persons insured under PPO managed care products .....0 and number of persons insured under indemnity only products .....0 .

(b) For health premiums written: amount of Medicare Title XVIII exempt from state taxes or fees \$ .....901,243,105

30 NJ



ANNUAL STATEMENT FOR THE YEAR 2023 OF THE Oxford Health Plans (NJ), Inc.

**EXHIBIT OF PREMIUMS, ENROLLMENT AND UTILIZATION (a)**

REPORT FOR: 1. CORPORATION

Oxford Health Plans (NJ), Inc.

2. Iselin, NJ

NAIC Group Code	0707		BUSINESS IN THE STATE OF Oregon											DURING THE YEAR 2023	(LOCATION)				
	1		Comprehensive (Hospital & Medical)		4	5	6	7	8	9	10	11	12	13	14	NAIC Company Code 95506			
	Total	2	3	Medicare Supplement	Vision Only	Dental Only	Federal Employees Health Benefits Plan	Title XVIII Medicare	Title XIX Medicaid	Credit A&H	Disability Income	Long-Term Care	Other Health	Other Non-Health					
<b>Total Members at end of:</b>																			
1. Prior Year .....	266	0	0	0	0	0	0	0	266	0	0	0	0	0	0	0	0	0	
2. First Quarter .....	303	0	0	0	0	0	0	0	303	0	0	0	0	0	0	0	0	0	
3. Second Quarter .....	313	0	0	0	0	0	0	0	313	0	0	0	0	0	0	0	0	0	
4. Third Quarter .....	336	0	0	0	0	0	0	0	336	0	0	0	0	0	0	0	0	0	
5. Current Year	355	0	0	0	0	0	0	0	355	0	0	0	0	0	0	0	0	0	
6. Current Year Member Months	3,846	0	0	0	0	0	0	0	3,846	0	0	0	0	0	0	0	0	0	
<b>Total Member Ambulatory Encounters for Year:</b>																			
7. Physician .....	0	0	0	0	0	0	0	0	0	0	0	0	0	0	0	0	0	0	
8. Non-Physician .....	0	0	0	0	0	0	0	0	0	0	0	0	0	0	0	0	0	0	
9. Total	0	0	0	0	0	0	0	0	0	0	0	0	0	0	0	0	0	0	
10. Hospital Patient Days Incurred	0	0	0	0	0	0	0	0	0	0	0	0	0	0	0	0	0	0	
11. Number of Inpatient Admissions	0	0	0	0	0	0	0	0	0	0	0	0	0	0	0	0	0	0	
12. Health Premiums Written (b) .....	13,044,197	0	0	0	0	0	0	0	13,044,197	0	0	0	0	0	0	0	0	0	
13. Life Premiums Direct .....	0	0	0	0	0	0	0	0	0	0	0	0	0	0	0	0	0	0	
14. Property/Casualty Premiums Written .....	0	0	0	0	0	0	0	0	0	0	0	0	0	0	0	0	0	0	
15. Health Premiums Earned .....	12,978,093	0	0	0	0	0	0	0	12,978,093	0	0	0	0	0	0	0	0	0	
16. Property/Casualty Premiums Earned	0	0	0	0	0	0	0	0	0	0	0	0	0	0	0	0	0	0	
17. Amount Paid for Provision of Health Care Services .....	11,205,941	0	0	0	0	0	0	0	11,205,941	0	0	0	0	0	0	0	0	0	
18. Amount Incurred for Provision of Health Care Services	11,352,989	0	0	0	0	0	0	0	11,352,989	0	0	0	0	0	0	0	0	0	

(a) For health business: number of persons insured under PPO managed care products .....0 and number of persons insured under indemnity only products .....0 .

(b) For health premiums written: amount of Medicare Title XVIII exempt from state taxes or fees \$ ..... 13,044,197

30 OR



ANNUAL STATEMENT FOR THE YEAR 2023 OF THE Oxford Health Plans (NJ), Inc.

**EXHIBIT OF PREMIUMS, ENROLLMENT AND UTILIZATION (a)**

REPORT FOR: 1. CORPORATION

Oxford Health Plans (NJ), Inc.

2. Iselin, NJ

NAIC Group Code	0707	BUSINESS IN THE STATE OF		DURING THE YEAR										(LOCATION)			
		Pennsylvania		2023										NAIC Company Code			
		Comprehensive (Hospital & Medical)		4	5	6	7	8	9	10	11	12	13	14			
2	3	Medicare Supplement	Vision Only												Dental Only	Federal Employees Health Benefits Plan	Title XVIII Medicare
		Total	Individual	Group													
<b>Total Members at end of:</b>																	
1.	Prior Year	27,811	0	0	0	0	0	0	0	27,811	0	0	0	0	0	0	0
2.	First Quarter	30,049	0	0	0	0	0	0	0	30,049	0	0	0	0	0	0	0
3.	Second Quarter	31,476	0	0	0	0	0	0	0	31,476	0	0	0	0	0	0	0
4.	Third Quarter	32,901	0	0	0	0	0	0	0	32,901	0	0	0	0	0	0	0
5.	Current Year	32,845	0	0	0	0	0	0	0	32,845	0	0	0	0	0	0	0
6.	Current Year Member Months	376,838	0	0	0	0	0	0	0	376,838	0	0	0	0	0	0	0
<b>Total Member Ambulatory Encounters for Year:</b>																	
7.	Physician	0	0	0	0	0	0	0	0	0	0	0	0	0	0	0	0
8.	Non-Physician	0	0	0	0	0	0	0	0	0	0	0	0	0	0	0	0
9.	Total	0	0	0	0	0	0	0	0	0	0	0	0	0	0	0	0
10.	Hospital Patient Days Incurred	0	0	0	0	0	0	0	0	0	0	0	0	0	0	0	0
11.	Number of Inpatient Admissions	0	0	0	0	0	0	0	0	0	0	0	0	0	0	0	0
12.	Health Premiums Written (b)	744,837,074	0	0	0	0	0	0	0	744,837,074	0	0	0	0	0	0	0
13.	Life Premiums Direct	0	0	0	0	0	0	0	0	0	0	0	0	0	0	0	0
14.	Property/Casualty Premiums Written	0	0	0	0	0	0	0	0	0	0	0	0	0	0	0	0
15.	Health Premiums Earned	745,958,271	0	0	0	0	0	0	0	745,958,271	0	0	0	0	0	0	0
16.	Property/Casualty Premiums Earned	0	0	0	0	0	0	0	0	0	0	0	0	0	0	0	0
17.	Amount Paid for Provision of Health Care Services	609,601,434	0	0	0	0	0	0	0	609,601,434	0	0	0	0	0	0	0
18.	Amount Incurred for Provision of Health Care Services	635,875,982	0	0	0	0	0	0	0	635,875,982	0	0	0	0	0	0	0

(a) For health business: number of persons insured under PPO managed care products .....0 and number of persons insured under indemnity only products .....0 .

(b) For health premiums written: amount of Medicare Title XVIII exempt from state taxes or fees \$ ..... 744,837,074

30.PA



ANNUAL STATEMENT FOR THE YEAR 2023 OF THE Oxford Health Plans (NJ), Inc.

**EXHIBIT OF PREMIUMS, ENROLLMENT AND UTILIZATION (a)**

REPORT FOR: 1. CORPORATION

Oxford Health Plans (NJ), Inc.

2. Iselin, NJ

NAIC Group Code	0707	BUSINESS IN THE STATE OF		DURING THE YEAR										(LOCATION)	
		Rhode Island		2023										NAIC Company Code	
		Comprehensive (Hospital & Medical)		4	5	6	7	8	9	10	11	12	13	14	
2	3	Medicare Supplement	Vision Only												Dental Only
		Total	Individual	Group											
<b>Total Members at end of:</b>															
1.	Prior Year .....	8,818	0	0	0	0	0	0	0	0	0	0	0	0	
2.	First Quarter .....	9,729	0	0	0	0	0	0	0	0	0	0	0	0	
3.	Second Quarter .....	10,423	0	0	0	0	0	0	0	0	0	0	0	0	
4.	Third Quarter .....	10,926	0	0	0	0	0	0	0	0	0	0	0	0	
5.	Current Year	11,006	0	0	0	0	0	0	0	0	0	0	0	0	
6.	Current Year Member Months	124,606	0	0	0	0	0	0	0	0	0	0	0	0	
<b>Total Member Ambulatory Encounters for Year:</b>															
7.	Physician .....	307,266	0	0	0	0	0	0	0	0	0	0	0	0	
8.	Non-Physician .....	143,787	0	0	0	0	0	0	0	0	0	0	0	0	
9.	Total	451,053	0	0	0	0	0	0	0	0	0	0	0	0	
10.	Hospital Patient Days Incurred	10,957	0	0	0	0	0	0	0	0	0	0	0	0	
11.	Number of Inpatient Admissions	1,648	0	0	0	0	0	0	0	0	0	0	0	0	
12.	Health Premiums Written (b) .....	211,588,884	0	0	0	0	0	0	0	0	0	0	0	0	
13.	Life Premiums Direct .....	0	0	0	0	0	0	0	0	0	0	0	0	0	
14.	Property/Casualty Premiums Written .....	0	0	0	0	0	0	0	0	0	0	0	0	0	
15.	Health Premiums Earned .....	211,535,790	0	0	0	0	0	0	0	0	0	0	0	0	
16.	Property/Casualty Premiums Earned	0	0	0	0	0	0	0	0	0	0	0	0	0	
17.	Amount Paid for Provision of Health Care Services .....	164,418,650	0	0	0	0	0	0	0	0	0	0	0	0	
18.	Amount Incurred for Provision of Health Care Services	165,366,107	0	0	0	0	0	0	0	0	0	0	0	0	

(a) For health business: number of persons insured under PPO managed care products .....0 and number of persons insured under indemnity only products .....0 .

(b) For health premiums written: amount of Medicare Title XVIII exempt from state taxes or fees \$ .....211,588,884

30.RI



ANNUAL STATEMENT FOR THE YEAR 2023 OF THE Oxford Health Plans (NJ), Inc.

**EXHIBIT OF PREMIUMS, ENROLLMENT AND UTILIZATION (a)**

REPORT FOR: 1. CORPORATION

Oxford Health Plans (NJ), Inc.

2. Iselin, NJ

NAIC Group Code	0707	BUSINESS IN THE STATE OF		Grand Total	DURING THE YEAR										
		1			4	2023									
		Comprehensive (Hospital & Medical)				NAIC Company Code 95506									
	Total	2	3		5	6	7	8	9	10	11	12	13	14	
		Individual	Group	Medicare Supplement	Vision Only	Dental Only	Federal Employees Health Benefits Plan	Title XVIII Medicare	Title XIX Medicaid	Credit A&H	Disability Income	Long-Term Care	Other Health	Other Non-Health	
<b>Total Members at end of:</b>															
1. Prior Year	76,546	0	258	0	0	0	0	76,288	0	0	0	0	0	0	
2. First Quarter	85,760	0	235	0	0	0	0	85,525	0	0	0	0	0	0	
3. Second Quarter	91,518	0	207	0	0	0	0	91,311	0	0	0	0	0	0	
4. Third Quarter	96,221	0	185	0	0	0	0	96,036	0	0	0	0	0	0	
5. Current Year	97,094	0	165	0	0	0	0	96,929	0	0	0	0	0	0	
6. Current Year Member Months	1,094,482	0	2,468	0	0	0	0	1,092,014	0	0	0	0	0	0	
<b>Total Member Ambulatory Encounters for Year:</b>															
7. Physician	1,473,339	0	1,805	0	0	0	0	1,471,534	0	0	0	0	0	0	
8. Non-Physician	781,720	0	134	0	0	0	0	781,586	0	0	0	0	0	0	
9. Total	2,255,059	0	1,939	0	0	0	0	2,253,120	0	0	0	0	0	0	
10. Hospital Patient Days Incurred	80,108	0	0	0	0	0	0	80,108	0	0	0	0	0	0	
11. Number of Inpatient Admissions	12,050	0	0	0	0	0	0	12,050	0	0	0	0	0	0	
12. Health Premiums Written (b)	2,024,162,317	0	572,911	0	0	0	0	2,023,589,406	0	0	0	0	0	0	
13. Life Premiums Direct	0	0	0	0	0	0	0	0	0	0	0	0	0	0	
14. Property/Casualty Premiums Written	0	0	0	0	0	0	0	0	0	0	0	0	0	0	
15. Health Premiums Earned	2,033,133,154	0	1,029,624	0	0	0	0	2,032,103,530	0	0	0	0	0	0	
16. Property/Casualty Premiums Earned	0	0	0	0	0	0	0	0	0	0	0	0	0	0	
17. Amount Paid for Provision of Health Care Services	1,636,986,241	0	889,275	0	0	0	0	1,636,096,966	0	0	0	0	0	0	
18. Amount Incurred for Provision of Health Care Services	1,690,594,583	0	665,810	0	0	0	0	1,689,928,773	0	0	0	0	0	0	

(a) For health business: number of persons insured under PPO managed care products .....0 and number of persons insured under indemnity only products .....0 .

(b) For health premiums written: amount of Medicare Title XVIII exempt from state taxes or fees \$ .....2,023,589,406

30 GT



ANNUAL STATEMENT FOR THE YEAR 2023 OF THE Oxford Health Plans (NJ), Inc.

**SCHEDULE S - PART 1 - SECTION 2**

Reinsurance Assumed Accident and Health Insurance Listed by Reinsured Company as of December 31, Current Year

1 NAIC Company Code	2 ID Number	3 Effective Date	4 Name of Reinsured	5 Domiciliary Jurisdiction	6 Type of Reinsurance Assumed	7 Type of Business Assumed	8 Premiums	9 Unearned Premiums	10 Reserve Liability Other Than for Unearned Premiums	11 Reinsurance Payable on Paid and Unpaid Losses	12 Modified Coinsurance Reserve	13 Funds Withheld Under Coinsurance
<b>NONE</b>												
9999999 - Totals												

**SCHEDULE S - PART 2**

Reinsurance Recoverable on Paid and Unpaid Losses Listed by Reinsuring Company as of December 31, Current Year

1 NAIC Company Code	2 ID Number	3 Effective Date	4 Name of Company	5 Domiciliary Jurisdiction	6 Paid Losses	7 Unpaid Losses
<b>NONE</b>						
9999999 Totals - Life, Annuity and Accident and Health						

ANNUAL STATEMENT FOR THE YEAR 2023 OF THE Oxford Health Plans (NJ), Inc.

**SCHEDULE S - PART 3 - SECTION 2**

Reinsurance Ceded Accident and Health Insurance Listed by Reinsuring Company as of December 31, Current Year

1 NAIC Company Code	2 ID Number	3 Effective Date	4 Name of Company	5 Domi- ciliary Juris- diction	6 Type of Reinsurance Ceded	7 Type of Business Ceded	8 Premiums	9 Unearned Premiums (Estimated)	10 Reserve Credit Taken Other than for Unearned Premiums	Outstanding Surplus Relief		13 Modified Coinsurance Reserve	14 Funds Withheld Under Coinsurance
										11 Current Year	12 Prior Year		
<b>NONE</b>													
9999999 - Totals													

**SCHEDULE S - PART 4**

Reinsurance Ceded to Unauthorized Companies

1 NAIC Company Code	2 ID Number	3 Effective Date	4 Name of Reinsurer	5 Reserve Credit Taken	6 Paid and Unpaid Losses Recoverable (Debit)	7 Other Debits	8 Total (Cols.5+6+7)	9 Letters of Credit	10 Issuing or Confirming Bank Reference Number (a)	11 Trust Agreements	12 Funds Deposited by and Withheld from Reinsurers	13 Other	14 Miscellaneous Balances (Credit)	15 Sum of Cols. 9+11+12+13 +14 but not in Excess of Col. 8
<b>NONE</b>														
999999 - Totals									XXX					

(a)

Issuing or Confirming Bank Reference Number	Letters of Credit Code	American Bankers Association (ABA) Routing Number	Issuing or Confirming Bank Name	Letters of Credit Amount
<b>NONE</b>				



ANNUAL STATEMENT FOR THE YEAR 2023 OF THE Oxford Health Plans (NJ), Inc.

**SCHEDULE S - PART 6**

Five Year Exhibit of Reinsurance Ceded Business (\$000 Omitted)

	1 2023	2 2022	3 2021	4 2020	5 2019
<b>A. OPERATIONS ITEMS</b>					
1. Premiums .....	0	0	0	0	0
2. Title XVIII - Medicare .....	0	0	0	0	0
3. Title XIX - Medicaid .....	0	0	0	0	0
4. Commissions and reinsurance expense allowance .....	0	0	0	0	0
5. Total hospital and medical expenses .....	0	1	0	0	0
<b>B. BALANCE SHEET ITEMS</b>					
6. Premiums receivable .....	0	0	0	0	0
7. Claims payable .....	0	0	0	0	0
8. Reinsurance recoverable on paid losses .....	0	0	0	0	0
9. Experience rating refunds due or unpaid .....	0	0	0	0	0
10. Commissions and reinsurance expense allowances due .....	0	0	0	0	0
11. Unauthorized reinsurance offset .....	0	0	0	0	0
12. Offset for reinsurance with Certified Reinsurers .....	0	0	0	0	0
<b>C. UNAUTHORIZED REINSURANCE (DEPOSITS BY AND FUNDS WITHHELD FROM)</b>					
13. Funds deposited by and withheld from (F) .....	0	0	0	0	0
14. Letters of credit (L) .....	0	0	0	0	0
15. Trust agreements (T) .....	0	0	0	0	0
16. Other (O) .....	0	0	0	0	0
<b>D. REINSURANCE WITH CERTIFIED REINSURERS (DEPOSITS BY AND FUNDS WITHHELD FROM)</b>					
17. Multiple Beneficiary Trust .....	0	0	0	0	0
18. Funds deposited by and withheld from (F) .....	0	0	0	0	0
19. Letters of credit (L) .....	0	0	0	0	0
20. Trust agreements (T) .....	0	0	0	0	0
21. Other (O) .....	0	0	0	0	0

**SCHEDULE S - PART 7**

Restatement of Balance Sheet to Identify Net Credit For Ceded Reinsurance

	1 As Reported (net of ceded)	2 Restatement Adjustments	3 Restated (gross of ceded)
<b>ASSETS (Page 2, Col. 3)</b>			
1. Cash and invested assets (Line 12) .....			
2. Accident and health premiums due and unpaid (Line 15) .....			
3. Amounts recoverable from reinsurers (Line 16.1) .....			
4. Net credit for ceded reinsurance .....	XXX		
5. All other admitted assets (Balance) .....			
6. Total assets (Line 28)			
<b>LIABILITIES, CAPITAL AND SURPLUS (Page 3)</b>			
7. Claims unpaid (Line 1) .....			
8. Accrued medical incentive pool and bonus payments (Line 2) .....			
9. Premiums received in advance (Line 8) .....			
10. Funds held under reinsurance treaties with authorized and unauthorized reinsurers (Line 19 first inset amount plus second inset amount) .....			
11. Reinsurance in unauthorized companies (Line 20 minus inset amount) .....			
12. Reinsurance with Certified Reinsurers (Line 20 inset amount) .....			
13. Funds held under reinsurance treaties with Certified Reinsurers (Line 19 third inset amount) .....			
14. All other liabilities (Balance) .....			
15. Total liabilities (Line 24) .....			
16. Total capital and surplus (Line 33) .....		XXX	
17. Total liabilities, capital and surplus (Line 34)			
<b>NET CREDIT FOR CEDED REINSURANCE</b>			
18. Claims unpaid .....			
19. Accrued medical incentive pool .....			
20. Premiums received in advance .....			
21. Reinsurance recoverable on paid losses .....			
22. Other ceded reinsurance recoverables .....			
23. Total ceded reinsurance recoverables .....			
24. Premiums receivable .....			
25. Funds held under reinsurance treaties with authorized and unauthorized reinsurers .....			
26. Unauthorized reinsurance .....			
27. Reinsurance with Certified Reinsurers .....			
28. Funds held under reinsurance treaties with Certified Reinsurers .....			
29. Other ceded reinsurance payables/offsets .....			
30. Total ceded reinsurance payables/offsets .....			
31. Total net credit for ceded reinsurance			

**NONE**

**SCHEDULE T - PART 2**  
**INTERSTATE COMPACT - EXHIBIT OF PREMIUMS WRITTEN**

Allocated by States and Territories

States, Etc.		Direct Business Only					6 Totals
		1 Life (Group and Individual)	2 Annuities (Group and Individual)	3 Disability Income (Group and Individual)	4 Long-Term Care (Group and Individual)	5 Deposit-Type Contracts	
1. Alabama	AL						
2. Alaska	AK						
3. Arizona	AZ						
4. Arkansas	AR						
5. California	CA						
6. Colorado	CO						
7. Connecticut	CT						
8. Delaware	DE						
9. District of Columbia	DC						
10. Florida	FL						
11. Georgia	GA						
12. Hawaii	HI						
13. Idaho	ID						
14. Illinois	IL						
15. Indiana	IN						
16. Iowa	IA						
17. Kansas	KS						
18. Kentucky	KY						
19. Louisiana	LA						
20. Maine	ME						
21. Maryland	MD						
22. Massachusetts	MA						
23. Michigan	MI						
24. Minnesota	MN						
25. Mississippi	MS						
26. Missouri	MO						
27. Montana	MT						
28. Nebraska	NE						
29. Nevada	NV						
30. New Hampshire	NH						
31. New Jersey	NJ						
32. New Mexico	NM						
33. New York	NY						
34. North Carolina	NC						
35. North Dakota	ND						
36. Ohio	OH						
37. Oklahoma	OK						
38. Oregon	OR						
39. Pennsylvania	PA						
40. Rhode Island	RI						
41. South Carolina	SC						
42. South Dakota	SD						
43. Tennessee	TN						
44. Texas	TX						
45. Utah	UT						
46. Vermont	VT						
47. Virginia	VA						
48. Washington	WA						
49. West Virginia	WV						
50. Wisconsin	WI						
51. Wyoming	WY						
52. American Samoa	AS						
53. Guam	GU						
54. Puerto Rico	PR						
55. U.S. Virgin Islands	VI						
56. Northern Mariana Islands	MP						
57. Canada	CAN						
58. Aggregate Other Alien	OT						
59. Total							

**NONE**



ANNUAL STATEMENT FOR THE YEAR 2023 OF THE Oxford Health Plans (NJ), Inc.

**SCHEDULE Y**

**PART 1A - DETAIL OF INSURANCE HOLDING COMPANY SYSTEM**

1	2	3	4	5	6	7	8	9	10	11	12	13	14	15	16
Group Code	Group Name	NAIC Company Code	ID Number	Federal RSSD	CIK	Name of Securities Exchange if Publicly Traded (U.S. or International)	Names of Parent, Subsidiaries Or Affiliates	Domi-ciliary Location	Relation-ship to Reporting Entity	Directly Controlled by (Name of Entity/Person)	Type of Control (Ownership, Board, Management, Attorney-in-Fact, Influence, Other)	If Control is Ownership Provide Percentage	Ultimate Controlling Entity(ies)/Person(s)	Is an SCA Filing Re-quired? (Yes/No)	*
		00000	98-1308130				1070715 B.C. Unlimited Liability Company	..CAN.....	..NIA.....	OptumRx Group Holdings, Inc.	Ownership.....	100.000	UnitedHealth Group Incorporated	..NO.....	
		00000	20-2904092				1st Avenue Pharmacy, Inc.	..WA.....	..NIA.....	Genoa Healthcare LLC	Ownership.....	100.000	UnitedHealth Group Incorporated	..NO.....	
		00000	27-2624551				310 Canyon Medical, LLC	..CA.....	..NIA.....	Monarch Management Services, Inc.	Ownership.....	100.000	UnitedHealth Group Incorporated	..NO.....	
		00000	45-2402948				4C Medical Group, PLC	..AZ.....	..NIA.....	Greater Phoenix Collaborative Care, P.C.	Ownership.....	100.000	UnitedHealth Group Incorporated	..NO.....	1
		00000	84-1900997				4C MSO LLC	..DE.....	..NIA.....	Collaborative Care Holdings, LLC	Ownership.....	70.000	UnitedHealth Group Incorporated	..NO.....	
		00000	35-2607738				5995 Minnetonka, LLC	..DE.....	..NIA.....	UnitedHealthcare Insurance Company	Ownership.....	100.000	UnitedHealth Group Incorporated	..NO.....	
		00000	41-2174802				A Better Way Therapy, L.L.C.	..NE.....	..NIA.....	Refresh Mental Health, Inc.	Ownership.....	100.000	UnitedHealth Group Incorporated	..NO.....	
		00000	22-3149900				A.G. Dikengil, Inc.	..NJ.....	..NIA.....	Optum Medical Care of New Jersey, P.C.	Ownership.....	100.000	UnitedHealth Group Incorporated	..NO.....	1
		00000					A+ Learning and Development Centers LLC	..OH.....	..NIA.....	OhioSolutions.org LLC	Ownership.....	100.000	UnitedHealth Group Incorporated	..NO.....	
		00000	72-1187363				AAA Home Health, Inc.	..LA.....	..NIA.....	Louisiana Health Care Group, L.L.C.	Ownership.....	100.000	UnitedHealth Group Incorporated	..NO.....	
		00000	64-0917990				Able Home Health, Inc.	..MS.....	..NIA.....	Mississippi Health Care Group, LLC	Ownership.....	50.000	UnitedHealth Group Incorporated	..NO.....	
		00000	64-0917741				Able Home Health, Inc.	..AL.....	..NIA.....	Alabama Health Care Group, LLC	Ownership.....	50.000	UnitedHealth Group Incorporated	..NO.....	
		00000	85-4328419				AbleTo Behavioral Health Services of Michigan, P.C.	..MI.....	..NIA.....	Physician(s) Owned	Influence.....	0.000	UnitedHealth Group Incorporated	..NO.....	1
		00000	85-4306375				AbleTo Behavioral Health Services of New Jersey, P.C.	..NJ.....	..NIA.....	Physician(s) Owned	Influence.....	0.000	UnitedHealth Group Incorporated	..NO.....	1
		00000	47-5519672				AbleTo Behavioral Health Services, PC	..CT.....	..NIA.....	Physician(s) Owned	Influence.....	0.000	UnitedHealth Group Incorporated	..NO.....	1
		00000	85-0739865				AbleTo Licensed Clinical Social Worker Services, P.C.	..CA.....	..NIA.....	Physician(s) Owned	Influence.....	0.000	UnitedHealth Group Incorporated	..NO.....	1
		00000	88-2290313				AbleTo Psychiatry Health Services, P.C.	..MA.....	..NIA.....	Physician(s) Owned	Influence.....	0.000	UnitedHealth Group Incorporated	..NO.....	1
		00000	46-2468224				AbleTo, Inc.	..DE.....	..NIA.....	Avery Parent Holdings, Inc.	Ownership.....	100.000	UnitedHealth Group Incorporated	..NO.....	
		00000	71-0917929				Acadian Home Health Care Services, L.L.C.	..LA.....	..NIA.....	Louisiana Health Care Group, L.L.C.	Ownership.....	100.000	UnitedHealth Group Incorporated	..NO.....	
		00000	46-1076268				Acadian HomeCare of New Iberia, LLC	..LA.....	..NIA.....	Louisiana Health Care Group, L.L.C.	Ownership.....	75.000	UnitedHealth Group Incorporated	..NO.....	
		00000	71-0917930				Acadian HomeCare, L.L.C.	..LA.....	..NIA.....	Louisiana Health Care Group, L.L.C.	Ownership.....	67.000	UnitedHealth Group Incorporated	..NO.....	
		00000	81-0789869				Acadian Physical Therapy Services, LLC	..LA.....	..NIA.....	LHC Group, Inc.	Ownership.....	100.000	UnitedHealth Group Incorporated	..NO.....	
		00000	85-0718804				Access Holding Company, LLC	..NJ.....	..NIA.....	PE New Jersey Holdco, LLC	Ownership.....	43.470	UnitedHealth Group Incorporated	..NO.....	2
		00000	27-1366872				Access Hospice, LLC	..MO.....	..NIA.....	Missouri Health Care Group, LLC	Ownership.....	100.000	UnitedHealth Group Incorporated	..NO.....	
		00000	26-3329157				Accurate Rx Pharmacy Consulting, LLC	..MO.....	..NIA.....	Diplomat Pharmacy, Inc.	Ownership.....	100.000	UnitedHealth Group Incorporated	..NO.....	
		00000					AccuReg Holdings, LLC	..DE.....	..NIA.....	Optum360, LLC	Ownership.....	100.000	UnitedHealth Group Incorporated	..NO.....	
		00000	83-3200462				AChC ACO, LLC	..KY.....	..NIA.....	LHC Group, Inc.	Ownership.....	100.000	UnitedHealth Group Incorporated	..NO.....	
		00000	41-1913523				ACN Group IPA of New York, Inc.	..NY.....	..NIA.....	OptumHealth Care Solutions, LLC	Ownership.....	100.000	UnitedHealth Group Incorporated	..NO.....	
		00000	27-0015861				ACN Group of California, Inc.	..CA.....	..IA.....	OptumHealth Care Solutions, LLC	Ownership.....	100.000	UnitedHealth Group Incorporated	..NO.....	
		00000	47-4049515				ACO Clinical Partners, LLC	..KY.....	..NIA.....	Imperium Health Management, LLC	Ownership.....	100.000	UnitedHealth Group Incorporated	..NO.....	
		00000	98-1446128				Administradora Clínica La Colina S.A.S.	..COL.....	..NIA.....	CDC Holdings Colombia S.A.S.	Ownership.....	50.000	UnitedHealth Group Incorporated	..NO.....	
		00000	98-1446128				Administradora Clínica La Colina S.A.S.	..COL.....	..NIA.....	Banmedica Internacional SpA	Ownership.....	50.000	UnitedHealth Group Incorporated	..NO.....	
		00000	98-1446125				Administradora Country S.A.S.	..COL.....	..NIA.....	Banmedica Internacional SpA	Ownership.....	50.000	UnitedHealth Group Incorporated	..NO.....	
		00000	98-1446125				Administradora Country S.A.S.	..COL.....	..NIA.....	CDC Holdings Colombia S.A.S.	Ownership.....	50.000	UnitedHealth Group Incorporated	..NO.....	
		00000	98-1451601				Administradora Médica Centromed S.A.	..CHL.....	..NIA.....	Vida Integra S.p.A.	Ownership.....	76.750	UnitedHealth Group Incorporated	..NO.....	
		00000	06-1207175				Adult Day Care of America, Inc.	..DE.....	..NIA.....	Almost Family, Inc.	Ownership.....	100.000	UnitedHealth Group Incorporated	..NO.....	
		00000					Advanced Care House Calls of Alabama, LLC	..AL.....	..NIA.....	Alabama Health Care Group, LLC	Ownership.....	100.000	UnitedHealth Group Incorporated	..NO.....	
		00000					Advanced Care House Calls of California, LLC	..CA.....	..NIA.....	California Health Care Group, LLC	Ownership.....	100.000	UnitedHealth Group Incorporated	..NO.....	
		00000					Advanced Care House Calls of Colorado, LLC	..CO.....	..NIA.....	Colorado Health Care Group, LLC	Ownership.....	100.000	UnitedHealth Group Incorporated	..NO.....	
		00000					Advanced Care House Calls of Connecticut, LLC	..CT.....	..NIA.....	Connecticut Health Care Group Holdings, LLC	Ownership.....	100.000	UnitedHealth Group Incorporated	..NO.....	
		00000	30-1111990				Advanced Care House Calls of Florida, LLC	..FL.....	..NIA.....	LHC Health Care Group of Florida, LLC	Ownership.....	100.000	UnitedHealth Group Incorporated	..NO.....	
		00000					Advanced Care House Calls of Georgia, LLC	..GA.....	..NIA.....	Georgia Health Care Group, L.L.C.	Ownership.....	100.000	UnitedHealth Group Incorporated	..NO.....	
		00000					Advanced Care House Calls of Idaho, LLC	..ID.....	..NIA.....	Idaho Health Care Group, LLC	Ownership.....	100.000	UnitedHealth Group Incorporated	..NO.....	
		00000					Advanced Care House Calls of Illinois, LLC	..IL.....	..NIA.....	Illinois Health Care Group, LLC	Ownership.....	100.000	UnitedHealth Group Incorporated	..NO.....	

ANNUAL STATEMENT FOR THE YEAR 2023 OF THE Oxford Health Plans (NJ), Inc.

**SCHEDULE Y**  
**PART 1A - DETAIL OF INSURANCE HOLDING COMPANY SYSTEM**

1	2	3	4	5	6	7	8	9	10	11	12	13	14	15	16
Group Code	Group Name	NAIC Company Code	ID Number	Federal RSSD	CIK	Name of Securities Exchange if Publicly Traded (U.S. or International)	Names of Parent, Subsidiaries Or Affiliates	Domi-ciliary Location	Relation-ship to Reporting Entity	Directly Controlled by (Name of Entity/Person)	Type of Control (Ownership, Board, Management, Attorney-in-Fact, Influence, Other)	If Control is Ownership Provide Percentage	Ultimate Controlling Entity(ies)/Person(s)	Is an SCA Filing Re-quired? (Yes/No)	*
		00000					Advanced Care House Calls of Maryland, LLC ..	.. MD.....	.. NIA.....	Maryland Health Care Group, LLC .....	Ownership.....	100.000	UnitedHealth Group Incorporated .....	.. NO.....	
		00000	83-2914026				Advanced Care House Calls of Massachusetts, LLC .....	.. MA.....	.. NIA.....	Massachusetts Health Care Group, LLC .....	Ownership.....	100.000	UnitedHealth Group Incorporated .....	.. NO.....	
		00000					Advanced Care House Calls of Michigan, LLC ..	.. MI.....	.. NIA.....	LHC Home Health Care Group of Michigan, LLC .....	Ownership.....	100.000	UnitedHealth Group Incorporated .....	.. NO.....	
		00000	84-4014730				Advanced Care House Calls of Mississippi, LLC ..	.. MS.....	.. NIA.....	Mississippi Health Care Group, LLC .....	Ownership.....	100.000	UnitedHealth Group Incorporated .....	.. NO.....	
		00000	83-4514991				Advanced Care House Calls of New Hampshire, LLC ..	.. NH.....	.. NIA.....	New Hampshire Health Care Group, LLC .....	Ownership.....	100.000	UnitedHealth Group Incorporated .....	.. NO.....	
		00000					Advanced Care House Calls of New Mexico, LLC ..	.. NM.....	.. NIA.....	New Mexico Health Care Group, LLC .....	Ownership.....	100.000	UnitedHealth Group Incorporated .....	.. NO.....	
		00000					Advanced Care House Calls of Oregon, LLC .....	.. OR.....	.. NIA.....	Oregon Health Care Group, LLC .....	Ownership.....	100.000	UnitedHealth Group Incorporated .....	.. NO.....	
		00000					Advanced Care House Calls of Pennsylvania, LLC ..	.. PA.....	.. NIA.....	Pennsylvania Health Care Group Holdings, LLC .....	Ownership.....	100.000	UnitedHealth Group Incorporated .....	.. NO.....	
		00000					Advanced Care House Calls of Rhode Island, LLC ..	.. RI.....	.. NIA.....	Rhode Island Health Care Group, LLC .....	Ownership.....	100.000	UnitedHealth Group Incorporated .....	.. NO.....	
		00000					Advanced Care House Calls of South Carolina, LLC ..	.. SC.....	.. NIA.....	South Carolina Health Care Group, LLC .....	Ownership.....	100.000	UnitedHealth Group Incorporated .....	.. NO.....	
		00000					Advanced Care House Calls of Tennessee, LLC ..	.. TN.....	.. NIA.....	Tennessee Health Care Group, LLC .....	Ownership.....	100.000	UnitedHealth Group Incorporated .....	.. NO.....	
		00000					Advanced Care House Calls of Texas, LLC .....	.. TX.....	.. NIA.....	Texas Health Care Group, L.L.C. ....	Ownership.....	100.000	UnitedHealth Group Incorporated .....	.. NO.....	
		00000					Advanced Care House Calls of Virginia, LLC ..	.. VA.....	.. NIA.....	Virginia Health Care Group, LLC .....	Ownership.....	100.000	UnitedHealth Group Incorporated .....	.. NO.....	
		00000					Advanced Care House Calls of Washington, LLC ..	.. WA.....	.. NIA.....	Washington Health Care Group, LLC .....	Ownership.....	100.000	UnitedHealth Group Incorporated .....	.. NO.....	
		00000					Advanced Care House Calls of Wisconsin, LLC ..	.. WI.....	.. NIA.....	Wisconsin Health Care Group, LLC .....	Ownership.....	100.000	UnitedHealth Group Incorporated .....	.. NO.....	
		00000	86-3179032				Advanced Clinical Partners, LLC .....	.. KY.....	.. NIA.....	Imperium Health Management, LLC .....	Ownership.....	100.000	UnitedHealth Group Incorporated .....	.. NO.....	
		00000	26-1666243				Advanced Geriatric Education & Consulting, LLC ..	.. OH.....	.. NIA.....	Black Stone Operations, LLC .....	Ownership.....	100.000	UnitedHealth Group Incorporated .....	.. NO.....	
		00000	88-3995538				Advanced Surgery Center of Carlsbad, LLC .....	.. CA.....	.. NIA.....	SCA-Carlsbad Holdings, LLC .....	Ownership.....	100.000	UnitedHealth Group Incorporated .....	.. NO.....	
		00000	20-1310827				Advanced Surgery Center of Clifton, LLC .....	.. NJ.....	.. NIA.....	Endoscopy Center Affiliates, Inc. ....	Ownership.....	1.000	UnitedHealth Group Incorporated .....	.. NO.....	
		00000	20-1310827				Advanced Surgery Center of Clifton, LLC .....	.. NJ.....	.. NIA.....	SCA Clifton, LLC .....	Ownership.....	99.000	UnitedHealth Group Incorporated .....	.. NO.....	
		00000	47-5144859				Advanced Surgical Center, LLC .....	.. TX.....	.. NIA.....	SCA Duncanville Holdings, LLC .....	Ownership.....	51.000	UnitedHealth Group Incorporated .....	.. NO.....	
		00000	26-4093335				Advanced Surgical Hospital, LLC .....	.. PA.....	.. NIA.....	SCA Southwestern PA, LLC .....	Ownership.....	55.624	UnitedHealth Group Incorporated .....	.. NO.....	
		00000	26-3209183				Advocate Therapy Associates, LLC .....	.. OK.....	.. NIA.....	Refresh Mental Health, Inc. ....	Ownership.....	100.000	UnitedHealth Group Incorporated .....	.. NO.....	
		00000	47-5337115				Advocate Condell Ambulatory Surgery Center, LLC ..	.. IL.....	.. NIA.....	Advocate-SCA Partners, LLC .....	Ownership.....	51.000	UnitedHealth Group Incorporated .....	.. NO.....	
		00000	36-4437931				Advocate Southwest Ambulatory Surgery Center, LLC ..	.. IL.....	.. NIA.....	Advocate-SCA Partners, LLC .....	Ownership.....	57.500	UnitedHealth Group Incorporated .....	.. NO.....	
		00000	47-4012497				Advocate-SCA Partners, LLC .....	.. DE.....	.. NIA.....	SCA-Illinois, LLC .....	Ownership.....	51.000	UnitedHealth Group Incorporated .....	.. NO.....	
		00000	61-1464714				Aesthetic Plastic Surgery Institute of Louisville, LLC ..	.. KY.....	.. NIA.....	SCA Louisville, LLC .....	Ownership.....	55.000	UnitedHealth Group Incorporated .....	.. NO.....	
		00000	26-3287805				AF-CH-HH, LLC .....	.. DE.....	.. NIA.....	National Health Industries, Inc. ....	Ownership.....	80.000	UnitedHealth Group Incorporated .....	.. NO.....	
		00000	26-2866404				AFAM Acquisition, LLC .....	.. KY.....	.. NIA.....	Almost Family, Inc. ....	Ownership.....	100.000	UnitedHealth Group Incorporated .....	.. NO.....	
		00000	85-3047540				AFAM Holding Co II, LLC .....	.. DE.....	.. NIA.....	National Health Industries, Inc. ....	Ownership.....	80.000	UnitedHealth Group Incorporated .....	.. NO.....	
		00000	85-3047540				AFAM Holding Co II, LLC .....	.. DE.....	.. NIA.....	AFAM Sub I, LLC .....	Ownership.....	20.000	UnitedHealth Group Incorporated .....	.. NO.....	
		00000	86-3137505				AFAM Holding Co III, LLC .....	.. DE.....	.. NIA.....	AFAM Sub I, LLC .....	Ownership.....	20.000	UnitedHealth Group Incorporated .....	.. NO.....	
		00000	86-3137505				AFAM Holding Co III, LLC .....	.. DE.....	.. NIA.....	National Health Industries, Inc. ....	Ownership.....	80.000	UnitedHealth Group Incorporated .....	.. NO.....	
		00000	92-2908587				AFAM Holding Co IV, LLC .....	.. OK.....	.. NIA.....	AFAM Sub I, LLC .....	Ownership.....	20.000	UnitedHealth Group Incorporated .....	.. NO.....	
		00000	92-2908587				AFAM Holding Co IV, LLC .....	.. OK.....	.. NIA.....	National Health Industries, Inc. ....	Ownership.....	80.000	UnitedHealth Group Incorporated .....	.. NO.....	
		00000	93-2670946				AFAM Holding Co V, LLC .....	.. DE.....	.. NIA.....	AFAM Sub I, LLC .....	Ownership.....	20.000	UnitedHealth Group Incorporated .....	.. NO.....	
		00000	93-2670946				AFAM Holding Co V, LLC .....	.. DE.....	.. NIA.....	National Health Industries, Inc. ....	Ownership.....	80.000	UnitedHealth Group Incorporated .....	.. NO.....	
		00000	83-3778238				AFAM Holding Co, LLC .....	.. DE.....	.. NIA.....	AFAM Sub I, LLC .....	Ownership.....	20.000	UnitedHealth Group Incorporated .....	.. NO.....	

41.1

ANNUAL STATEMENT FOR THE YEAR 2023 OF THE Oxford Health Plans (NJ), Inc.

**SCHEDULE Y**  
**PART 1A - DETAIL OF INSURANCE HOLDING COMPANY SYSTEM**

1	2	3	4	5	6	7	8	9	10	11	12	13	14	15	16
Group Code	Group Name	NAIC Company Code	ID Number	Federal RSSD	CIK	Name of Securities Exchange if Publicly Traded (U.S. or International)	Names of Parent, Subsidiaries Or Affiliates	Domi-ciliary Location	Relation-ship to Reporting Entity	Directly Controlled by (Name of Entity/Person)	Type of Control (Ownership, Board, Management, Attorney-in-Fact, Influence, Other)	If Control is Ownership Provide Percentage	Ultimate Controlling Entity(ies)/Person(s)	Is an SCA Filing Re-quired? (Yes/No)	*
		00000	83-3778238				AFAM Holding Co, LLC	DE	NIA	National Health Industries, Inc.	Ownership	80.000	UnitedHealth Group Incorporated	NO	
		00000	83-3778263				AFAM Sub I, LLC	DE	NIA	Almost Family, Inc.	Ownership	100.000	UnitedHealth Group Incorporated	NO	
		00000	46-1494814				Affirmations Psychological Services, LLC	OH	NIA	Refresh Mental Health, Inc.	Ownership	100.000	UnitedHealth Group Incorporated	NO	
		00000	68-0566178				AHCG Management, LLC	AR	NIA	LHC Group, Inc.	Ownership	100.000	UnitedHealth Group Incorporated	NO	
		00000	45-4171713				AHN Accountable Care Organization, LLC	IN	NIA	American Health Network of Indiana, LLC	Ownership	100.000	UnitedHealth Group Incorporated	NO	1
		00000	35-2109566				AHN Central Services, LLC	IN	NIA	AHN Target Holdings, LLC	Ownership	100.000	UnitedHealth Group Incorporated	NO	
		00000	35-2582899				AHN Target Holdings, LLC	DE	NIA	Collaborative Care Holdings, LLC	Ownership	80.100	UnitedHealth Group Incorporated	NO	
		00000	85-4033891				AHP CHS Holdings LLC	DE	NIA	United HealthCare Services, Inc.	Ownership	100.000	UnitedHealth Group Incorporated	NO	
		00000	11-3729620				Alabama Health Care Group, LLC	AL	NIA	LHC Group, Inc.	Ownership	100.000	UnitedHealth Group Incorporated	NO	
		00000	27-2755453				Alabama Homecare of Montgomery, LLC	AL	NIA	Alabama Health Care Group, LLC	Ownership	100.000	UnitedHealth Group Incorporated	NO	
		00000	88-2854407				Alabama Physical Therapy Services of Birmingham, LLC	AL	NIA	Alabama Health Care Group, LLC	Ownership	100.000	UnitedHealth Group Incorporated	NO	
		00000	85-4022834				Alaska Health Care Group, LLC	AK	NIA	LHC Group, Inc.	Ownership	100.000	UnitedHealth Group Incorporated	NO	
		00000	66-3477124				Aleph Psychological Services, Inc.	CA	NIA	Physician(s) Owned	Influence	0.000	UnitedHealth Group Incorporated	NO	1
		00000	98-1447435				Aliansalud Entidad Promotora de Salud S.A.	COL	NIA	Constructora Inmobiliaria Magapoq S.A.	Ownership	0.000	UnitedHealth Group Incorporated	NO	
		00000	98-1447435				Aliansalud Entidad Promotora de Salud S.A.	COL	NIA	Banmedica S.A.	Ownership	76.290	UnitedHealth Group Incorporated	NO	
0707	UnitedHealth Group Incorporated	82406	35-1665915				All Savers Insurance Company	IN	IA	Golden Rule Financial Corporation	Ownership	100.000	UnitedHealth Group Incorporated	NO	
							All Savers Life Insurance Company of California	CA	IA	Golden Rule Financial Corporation	Ownership	100.000	UnitedHealth Group Incorporated	NO	
0707	UnitedHealth Group Incorporated	73130	35-1744596				Alliance Surgical Center, LLC	FL	NIA	Endoscopy Center Affiliates, Inc.	Ownership	12.500	UnitedHealth Group Incorporated	NO	2
		00000	27-1367127				Alliance Surgical Center, LLC	FL	NIA	SCA-Alliance, LLC	Ownership	51.000	UnitedHealth Group Incorporated	NO	2
		00000	87-2158427				Allina Health Heart and Vascular Surgery Center, LLC	MN	NIA	WestHealth JV Holdings, LLC	Ownership	51.000	UnitedHealth Group Incorporated	NO	2
		00000	87-1746250				Allina Health Surgery Center - Brooklyn Park, LLC	MN	NIA	WestHealth JV Holdings, LLC	Ownership	53.000	UnitedHealth Group Incorporated	NO	2
		00000	88-3732480				Allina Health Surgery Center - Lakeville, LLC	MN	NIA	WestHealth JV Holdings, LLC	Ownership	51.000	UnitedHealth Group Incorporated	NO	
		00000	88-2406421				Allina Health Surgery Center - Vadnais Heights, LLC	MN	NIA	WestHealth JV Holdings, LLC	Ownership	51.000	UnitedHealth Group Incorporated	NO	
		00000	61-1166649				Almost Family ACO Services of Kentucky, LLC	KY	NIA	National Health Industries, Inc.	Ownership	100.000	UnitedHealth Group Incorporated	NO	
		00000	46-5765971				Almost Family ACO Services of South Florida, LLC	FL	NIA	National Health Industries, Inc.	Ownership	100.000	UnitedHealth Group Incorporated	NO	
		00000	47-0979130				Almost Family ACO Services of Tennessee, LLC	TN	NIA	SunCrest Healthcare, Inc.	Ownership	100.000	UnitedHealth Group Incorporated	NO	
		00000	26-1260724				Almost Family PC of Ft. Lauderdale, LLC	FL	NIA	National Health Industries, Inc.	Ownership	100.000	UnitedHealth Group Incorporated	NO	
		00000	26-1259925				Almost Family PC of Kentucky, LLC	KY	NIA	National Health Industries, Inc.	Ownership	100.000	UnitedHealth Group Incorporated	NO	
		00000	26-1261522				Almost Family PC of SW Florida, LLC	FL	NIA	National Health Industries, Inc.	Ownership	100.000	UnitedHealth Group Incorporated	NO	
		00000	26-1263982				Almost Family PC of West Palm, LLC	FL	NIA	National Health Industries, Inc.	Ownership	100.000	UnitedHealth Group Incorporated	NO	
		00000	84-4879227				Almost Family Personal Care, LLC	WI	NIA	Wisconsin Health Care Group, LLC	Ownership	100.000	UnitedHealth Group Incorporated	NO	
		00000	06-1153720				Almost Family, Inc.	DE	NIA	LHC Group, Inc.	Ownership	100.000	UnitedHealth Group Incorporated	NO	
		00000	63-1231942				Aloha Surgical Center, LLC	TN	NIA	Surgery Center of Maui, LLC	Ownership	67.000	UnitedHealth Group Incorporated	NO	
		00000	45-3437288				Altus Hospice of Georgia, LLC	DE	NIA	Halcyon Healthcare, LLC	Ownership	100.000	UnitedHealth Group Incorporated	NO	
		00000	65-1095227				Ambient Healthcare, Inc.	FL	NIA	Ambient Holdings, Inc.	Ownership	100.000	UnitedHealth Group Incorporated	NO	
		00000	45-2161438				Ambient Holdings, Inc.	DE	NIA	Optum Infusion Services 500, Inc.	Ownership	100.000	UnitedHealth Group Incorporated	NO	
		00000	88-2464526				Ambulatory Partner Holdings, LLC	NY	NIA	SC Affiliates, LLC	Ownership	100.000	UnitedHealth Group Incorporated	NO	
		00000	35-1930805				American Health Network of Indiana II, LLC	IN	NIA	AHN Target Holdings, LLC	Ownership	100.000	UnitedHealth Group Incorporated	NO	
		00000	35-2108729				American Health Network of Indiana, LLC	IN	NIA	Physician(s) Owned	Influence	0.000	UnitedHealth Group Incorporated	NO	1
		00000	85-2849994				American Health Network of Kentucky, LLC	KY	NIA	AHN Target Holdings, LLC	Ownership	100.000	UnitedHealth Group Incorporated	NO	
		00000	45-4132160				American Health Network of Ohio Care Organization, LLC	OH	NIA	AHN Target Holdings, LLC	Ownership	100.000	UnitedHealth Group Incorporated	NO	

ANNUAL STATEMENT FOR THE YEAR 2023 OF THE Oxford Health Plans (NJ), Inc.

**SCHEDULE Y**  
**PART 1A - DETAIL OF INSURANCE HOLDING COMPANY SYSTEM**

1	2	3	4	5	6	7	8	9	10	11	12	13	14	15	16	
Group Code	Group Name	NAIC Company Code	ID Number	Federal RSSD	CIK	Name of Securities Exchange if Publicly Traded (U.S. or International)	Names of Parent, Subsidiaries Or Affiliates	Domiciliary Location	Relationship to Reporting Entity	Directly Controlled by (Name of Entity/Person)	Type of Control (Ownership, Board, Management, Attorney-in-Fact, Influence, Other)	If Control is Ownership Provide Percentage	Ultimate Controlling Entity(ies)/Person(s)	Is an SCA Filing Required? (Yes/No)	*	
0707	UnitedHealth Group Incorporated	00000	31-1424956				American Health Network of Ohio II, LLC	OH	NIA	AHN Target Holdings, LLC	Ownership	100.000	UnitedHealth Group Incorporated	NO		
		00000	31-1424957				American Health Network of Ohio, LLC	OH	NIA	AHN Target Holdings, LLC	Ownership	100.000	UnitedHealth Group Incorporated	NO		
		00000	54-1743136				AmeriChoice Corporation	DE	NIA	UnitedHealth Group Incorporated	Ownership	100.000	UnitedHealth Group Incorporated	NO		
		95497	22-3368602				AmeriChoice of New Jersey, Inc.	NJ	IA	AmeriChoice Corporation	Ownership	100.000	UnitedHealth Group Incorporated	NO		
		00000	92-0712514				AMG Health, LLC	DE	NIA	Collaborative Care Services, Inc.	Ownership	100.000	UnitedHealth Group Incorporated	NO		
		00000	98-1108620				Amico Saúde Ltda.	BRA	NIA	Santa Helena Assistência Médica S.A.	Ownership	99.346	UnitedHealth Group Incorporated	NO		
		00000	98-1108620				Amico Saúde Ltda.	BRA	NIA	Cemed Care - Empresa de Atendimento Clínico Geral Ltda.	Ownership	0.654	UnitedHealth Group Incorporated	NO		
		00000	20-4446058				Amigo Family Counseling, LLC	OH	NIA	Refresh Mental Health, Inc.	Ownership	100.000	UnitedHealth Group Incorporated	NO		
		00000						Amil Assistência Médica Internacional S.A.	BRA	NIA	Participações Multiestratégia	Ownership	100.000	UnitedHealth Group Incorporated	NO	
		00000	98-1454564					Análisis Clínicos ML S.A.C.	PER	NIA	Pacifico S.A. Entidad Prestadora de Salud	Ownership	100.000	UnitedHealth Group Incorporated	NO	
		00000	81-2112951					Angie Coil FNP, PLLC	AZ	NIA	Physician United PLLC	Ownership	100.000	UnitedHealth Group Incorporated	NO	1
		00000						Angiografia e Hemodinâmica Madre Theodora Ltda.	BRA	NIA	Esho - Empresa de Serviços Hospitalares S.A.	Ownership	51.000	UnitedHealth Group Incorporated	NO	
		00000	82-5124069					Anne Arundel-SCA Holdings, LLC	MD	NIA	SCA-Anne Arundel, LLC	Ownership	33.340	UnitedHealth Group Incorporated	NO	2
		00000	82-4763728					Anne Arundel-SCA Surgicenter, LLC	MD	NIA	Anne Arundel-SCA Holdings, LLC	Ownership	62.260	UnitedHealth Group Incorporated	NO	2
		00000	36-4210293					Antelope Valley Surgery Center, L.P.	CA	NIA	NSC Lancaster, LLC	Ownership	93.747	UnitedHealth Group Incorporated	NO	
		00000	86-3255577					Apex Clinical Partners, LLC	KY	NIA	Imperium Health Management, LLC	Ownership	100.000	UnitedHealth Group Incorporated	NO	
		00000	26-3913051					Apothecary Holdings, Inc.	DE	NIA	OptumRx Holdings, LLC	Ownership	100.000	UnitedHealth Group Incorporated	NO	
		00000	14-1890491					AppleCare Hospitalists Medical Group, Inc.	CA	NIA	Physician(s) Owned	Influence	0.000	UnitedHealth Group Incorporated	NO	1
		00000	33-0845269					AppleCare Medical Group St. Francis, Inc.	CA	NIA	Physician(s) Owned	Influence	0.000	UnitedHealth Group Incorporated	NO	1
		00000	33-0898174					AppleCare Medical Group, Inc.	CA	NIA	Physician(s) Owned	Influence	0.000	UnitedHealth Group Incorporated	NO	1
		00000	27-2068687					AppleCare Medical Management, LLC	DE	NIA	Collaborative Care Holdings, LLC	Ownership	100.000	UnitedHealth Group Incorporated	NO	
		00000						APS - Assistência Personalizada à Saúde Ltda.	BRA	NIA	Amil Assistência Médica Internacional S.A.	Ownership	100.000	UnitedHealth Group Incorporated	NO	
		00000	98-1399975					Aquitania Chilean Holding SpA	CHL	NIA	Bordeaux UK Holdings II Limited	Ownership	100.000	UnitedHealth Group Incorporated	NO	
		00000	87-2065975					Arcadia JV Holdings, LLC	DE	NIA	Surgicenters of Southern California, Inc.	Ownership	51.000	UnitedHealth Group Incorporated	NO	
		00000	75-2285078					Arcadia Outpatient Surgery Center, L.P.	CA	NIA	Arcadia JV Holdings, LLC	Ownership	51.000	UnitedHealth Group Incorporated	NO	2
		00000	75-2285078					Arcadia Outpatient Surgery Center, L.P.	CA	NIA	Surgicenters of Southern California, Inc.	Ownership	25.500	UnitedHealth Group Incorporated	NO	2
		00000	92-1992686					ArchWell Health Medical Holdings, LLC	DE	NIA	ArchWell Health, LLC	Ownership	100.000	UnitedHealth Group Incorporated	NO	
		00000	92-2018253					ArchWell Health Medical of Florida, LLC	FL	NIA	ArchWell Health Medical Holdings, LLC	Ownership	100.000	UnitedHealth Group Incorporated	NO	
		00000	86-3124559					ArchWell Health MSO, LLC	DE	NIA	ArchWell Health, LLC	Ownership	100.000	UnitedHealth Group Incorporated	NO	
		00000	86-3278602					ArchWell Health Professional Services Holding Co.	DE	NIA	Physician(s) Owned	Influence	0.000	UnitedHealth Group Incorporated	NO	1
		00000	86-3152173					ArchWell Health Professional Services of Alabama, LLC	AL	NIA	ArchWell Health Professional Services Holding Co.	Ownership	100.000	UnitedHealth Group Incorporated	NO	1
		00000	87-2986923					ArchWell Health Professional Services of Arizona, LLC	AZ	NIA	ArchWell Health Professional Services Holding Co.	Ownership	100.000	UnitedHealth Group Incorporated	NO	1
		00000	86-3241870					ArchWell Health Professional Services of Kansas, P.A.	KS	NIA	Physician(s) Owned	Influence	0.000	UnitedHealth Group Incorporated	NO	1
		00000	88-1285211					ArchWell Health Professional Services of Nevada, P.C.	NV	NIA	Physician(s) Owned	Influence	0.000	UnitedHealth Group Incorporated	NO	1
		00000	86-3222071					ArchWell Health Professional Services of North Carolina, P.C.	NC	NIA	Physician(s) Owned	Influence	0.000	UnitedHealth Group Incorporated	NO	1
		00000	86-3190019					ArchWell Health Professional Services of Oklahoma, LLC	OK	NIA	ArchWell Health Professional Services Holding Co.	Ownership	100.000	UnitedHealth Group Incorporated	NO	1
		00000	88-3481216					ArchWell Health Professional Services, P.A.	FL	NIA	Physician(s) Owned	Influence	0.000	UnitedHealth Group Incorporated	NO	1
		00000	85-0496329					ArchWell Health, LLC	DE	NIA	Optum Growth Partners, LLC	Ownership	98.969	UnitedHealth Group Incorporated	NO	
		00000	46-4843100					Arise Physician Group	TX	NIA	SCA Austin Holdings, LLC	Ownership	100.000	UnitedHealth Group Incorporated	NO	

ANNUAL STATEMENT FOR THE YEAR 2023 OF THE Oxford Health Plans (NJ), Inc.

**SCHEDULE Y**  
**PART 1A - DETAIL OF INSURANCE HOLDING COMPANY SYSTEM**

1	2	3	4	5	6	7	8	9	10	11	12	13	14	15	16
Group Code	Group Name	NAIC Company Code	ID Number	Federal RSSD	CIK	Name of Securities Exchange if Publicly Traded (U.S. or International)	Names of Parent, Subsidiaries Or Affiliates	Domi-ciliary Location	Relation-ship to Reporting Entity	Directly Controlled by (Name of Entity/Person)	Type of Control (Ownership, Board, Management, Attorney-in-Fact, Influence, Other)	If Control is Ownership Provide Percentage	Ultimate Controlling Entity(ies)/Person(s)	Is an SCA Filing Re-quired? (Yes/No)	*
		00000	47-1017181				Arizona Health Care Group, LLC	AZ	NIA	LHC Group, Inc.	Ownership	100.000	UnitedHealth Group Incorporated	NO	
		00000					Arizona In-Home Healthcare Partnership-I, LLC	AZ	NIA	In-Home Healthcare Partnership, LLC	Ownership	100.000	UnitedHealth Group Incorporated	NO	
		00000	35-2581228				Arizona In-Home Healthcare Partnership-II, LLC	AZ	NIA	In-Home Healthcare Partnership, LLC	Ownership	100.000	UnitedHealth Group Incorporated	NO	
		00000	84-2209152				Arizona In-Home Healthcare Partnership-III, LLC	AZ	NIA	In-Home Healthcare Partnership, LLC	Ownership	100.000	UnitedHealth Group Incorporated	NO	
		00000	38-4023101				Arizona In-Home Partner-I, LLC	AZ	NIA	Arizona In-Home Healthcare Partnership-I, LLC	Ownership	100.000	UnitedHealth Group Incorporated	NO	
		00000	81-5027397				Arizona In-Home Partner-II, LLC	AZ	NIA	Arizona In-Home Healthcare Partnership-II, LLC	Ownership	100.000	UnitedHealth Group Incorporated	NO	
		00000	84-2275631				Arizona In-Home Partner-III, LLC	AZ	NIA	Arizona In-Home Healthcare Partnership-III, LLC	Ownership	100.000	UnitedHealth Group Incorporated	NO	
		00000	88-2057854				Arizona Physical Therapy Services of Cottonwood, LLC	AZ	NIA	Arizona Health Care Group, LLC	Ownership	100.000	UnitedHealth Group Incorporated	NO	
		00000	88-2870825				Arizona Physical Therapy Services of Mesa, LLC	AZ	NIA	Arizona Health Care Group, LLC	Ownership	100.000	UnitedHealth Group Incorporated	NO	
		00000	88-2870751				Arizona Physical Therapy Services of Phoenix, LLC	AZ	NIA	Arizona Health Care Group, LLC	Ownership	100.000	UnitedHealth Group Incorporated	NO	
		00000	88-2870908				Arizona Physical Therapy Services of Scottsdale, LLC	AZ	NIA	Arizona Health Care Group, LLC	Ownership	100.000	UnitedHealth Group Incorporated	NO	
		00000	86-0813232				Arizona Physicians IPA, Inc.	AZ	IA	UnitedHealthcare, Inc.	Ownership	100.000	UnitedHealth Group Incorporated	NO	
		00000	47-1770024				Arkansas Extended Care, LLC	AR	NIA	East Arkansas Health Holdings, LLC	Ownership	100.000	UnitedHealth Group Incorporated	NO	
		00000	54-2078932				Arkansas Health Care Group, LLC	AR	NIA	LHC Group, Inc.	Ownership	100.000	UnitedHealth Group Incorporated	NO	
		00000	81-3695165				Arkansas Healthcare Partners, LLC	AR	NIA	Arkansas Health Care Group, LLC	Ownership	100.000	UnitedHealth Group Incorporated	NO	
		00000	47-1716449				Arkansas Home Health Providers-III, LLC	AR	NIA	East Arkansas Health Holdings, LLC	Ownership	100.000	UnitedHealth Group Incorporated	NO	
		00000	47-1754828				Arkansas Home Health Providers-IV, LLC	AR	NIA	LHC Group, Inc.	Ownership	100.000	UnitedHealth Group Incorporated	NO	
		00000	47-1783912				Arkansas Home Hospice, LLC	AR	NIA	East Arkansas Health Holdings, LLC	Ownership	100.000	UnitedHealth Group Incorporated	NO	
		00000	06-1778265				Arkansas HomeCare of Forrest City, LLC	AR	NIA	Arkansas Health Care Group, LLC	Ownership	100.000	UnitedHealth Group Incorporated	NO	
		00000	33-1154428				Arkansas HomeCare of Fulton, LLC	AR	NIA	Arkansas Health Care Group, LLC	Ownership	100.000	UnitedHealth Group Incorporated	NO	
		00000	20-3552602				Arkansas HomeCare of Hot Springs, LLC	AR	NIA	Arkansas Health Care Group, LLC	Ownership	100.000	UnitedHealth Group Incorporated	NO	
		00000	84-2216080				Arkansas In-Home Healthcare Partnership-I, LLC	AR	NIA	In-Home Healthcare Partnership, LLC	Ownership	100.000	UnitedHealth Group Incorporated	NO	
		00000	84-2221004				Arkansas In-Home Healthcare Partnership-II, LLC	AR	NIA	In-Home Healthcare Partnership, LLC	Ownership	100.000	UnitedHealth Group Incorporated	NO	
		00000	84-2301559				Arkansas In-Home Partner-I, LLC	AR	NIA	Arkansas In-Home Healthcare Partnership-I, LLC	Ownership	100.000	UnitedHealth Group Incorporated	NO	
		00000	84-2311081				Arkansas In-Home Partner-II, LLC	AR	NIA	Arkansas In-Home Healthcare Partnership-II, LLC	Ownership	100.000	UnitedHealth Group Incorporated	NO	
		00000	47-1808550				Arkansas Nursing Providers, LLC	AR	NIA	Arkansas Extended Care, LLC	Ownership	100.000	UnitedHealth Group Incorporated	NO	
		00000	84-4642424				Arkansas Physical Therapy Services of Conway, LLC	AR	NIA	Arkansas Health Care Group, LLC	Ownership	100.000	UnitedHealth Group Incorporated	NO	
		00000	88-2072782				Arkansas Physical Therapy Services of Rogers, LLC	AR	NIA	Arkansas Health Care Group, LLC	Ownership	100.000	UnitedHealth Group Incorporated	NO	
		00000	75-2055800				Arlington Surgery Center, LLC	TX	NIA	Surgical Care Affiliates, LLC	Influence	0.000	UnitedHealth Group Incorporated	NO	
		00000	33-0658815				ARTA Western California, Inc.	CA	NIA	Physician(s) Owned	Influence	0.000	UnitedHealth Group Incorporated	NO	1
		00000	47-4128594				Arusha LLC	PA	NIA	Virtua-SCA Holdings II, LLC	Ownership	59.200	UnitedHealth Group Incorporated	NO	
		00000					ASC Computer Software (NZ) Limited	NZL	NIA	Egton Medical Information Systems Limited	Ownership	100.000	UnitedHealth Group Incorporated	NO	
		00000					ASC Computer Software Pty. Ltd.	AUS	NIA	Egton Medical Information Systems Limited	Ownership	100.000	UnitedHealth Group Incorporated	NO	
		00000	46-3907136				ASC Holdings of New Jersey, LLC	NJ	NIA	SC Affiliates, LLC	Ownership	80.410	UnitedHealth Group Incorporated	NO	
		00000	95-4348431				ASC Network, LLC	DE	NIA	Surgical Care Affiliates, LLC	Ownership	100.000	UnitedHealth Group Incorporated	NO	
		00000					Ascribe Limited	GBR	NIA	EMIS Group Limited	Ownership	0.990	UnitedHealth Group Incorporated	NO	

41.4

ANNUAL STATEMENT FOR THE YEAR 2023 OF THE Oxford Health Plans (NJ), Inc.

**SCHEDULE Y**  
**PART 1A - DETAIL OF INSURANCE HOLDING COMPANY SYSTEM**

1	2	3	4	5	6	7	8	9	10	11	12	13	14	15	16
Group Code	Group Name	NAIC Company Code	ID Number	Federal RSSD	CIK	Name of Securities Exchange if Publicly Traded (U.S. or International)	Names of Parent, Subsidiaries Or Affiliates	Domi-ciliary Location	Relation-ship to Reporting Entity	Directly Controlled by (Name of Entity/Person)	Type of Control (Ownership, Board, Management, Attorney-in-Fact, Influence, Other)	If Control is Ownership Provide Percentage	Ultimate Controlling Entity(ies)/Person(s)	Is an SCA Filing Re-quired? (Yes/No)	*
		00000					Ascribe Limited	.KEN	NIA	Footman-Walker Associates Limited	Ownership	99.010	UnitedHealth Group Incorporated	NO	
		00000	27-1755138				Assisted Care by Black Stone of Central Ohio, LLC	.OH	NIA	Black Stone of Central Ohio, LLC	Ownership	100.000	UnitedHealth Group Incorporated	NO	
		00000	27-4109484				Assisted Care by Black Stone of Cincinnati, LLC	.OH	NIA	Black Stone of Cincinnati, LLC	Ownership	100.000	UnitedHealth Group Incorporated	NO	
		00000	27-4109638				Assisted Care by Black Stone of Dayton, LLC	.OH	NIA	Black Stone of Dayton, LLC	Ownership	100.000	UnitedHealth Group Incorporated	NO	
		00000	47-3253280				Assisted Care by Black Stone of Northwest Ohio, LLC	.OH	NIA	Black Stone of Northwest Ohio, LLC	Ownership	100.000	UnitedHealth Group Incorporated	NO	
		00000	84-2342747				Assisted Care by Black Stone of Toledo, LLC	.OH	NIA	Ohio Health Care Group, LLC	Ownership	100.000	UnitedHealth Group Incorporated	NO	
		00000	88-0369557				Assured Capital Partners, Inc.	.NV	NIA	Washington Health Care Group, LLC	Ownership	100.000	UnitedHealth Group Incorporated	NO	
		00000	86-0882561				Astra Medical Clinic, PLLC	.AZ	NIA	Physician United PLLC	Ownership	100.000	UnitedHealth Group Incorporated	NO	1
		00000	87-1477698				ASV-HOPCo-SCA Cornerstone, LLC	.FL	NIA	PPH Holdings, LLC	Ownership	100.000	UnitedHealth Group Incorporated	NO	
		00000	87-3912899				ASV-HOPCo-SCA Florida, LLC	.FL	NIA	SCA-First Coast, LLC	Ownership	39.220	UnitedHealth Group Incorporated	NO	2
		00000	16-1761067				Athens-Limestone HomeCare, LLC	.AL	NIA	Alabama Health Care Group, LLC	Ownership	67.000	UnitedHealth Group Incorporated	NO	
		00000	58-1287486				Atlanta Outpatient Surgery Center, Inc.	.GA	NIA	SC Affiliates, LLC	Ownership	100.000	UnitedHealth Group Incorporated	NO	
		00000	74-2452953				Atlanta Surgery Center, Ltd. (L.P.)	.GA	NIA	Atlanta Outpatient Surgery Center, Inc.	Ownership	76.295	UnitedHealth Group Incorporated	NO	
		00000	22-3645443				Atlantic Gastro Surgicenter, LLC	.NJ	NIA	Access Holding Company, LLC	Ownership	57.500	UnitedHealth Group Incorporated	NO	
		00000	58-1863635				Atlantic Homeaid, Inc.	.GA	NIA	Atlantic Homecare, Inc.	Ownership	100.000	UnitedHealth Group Incorporated	NO	
		00000	58-1811794				Atlantic Homecare, Inc.	.GA	NIA	Georgia Health Care Group, L.L.C.	Ownership	100.000	UnitedHealth Group Incorporated	NO	
		00000	04-3397450				Atrius Health, Inc.	.MA	NIA	Physician(s) Owned	Influence	0.000	UnitedHealth Group Incorporated	NO	1
		00000	87-1803974				Atrius LLC	.DE	NIA	Collaborative Care Holdings, LLC	Ownership	100.000	UnitedHealth Group Incorporated	NO	
		00000	26-3389004				Augusta Home Care Services, LLC	.DE	NIA	Eastern Georgia Partnership, LLC	Ownership	100.000	UnitedHealth Group Incorporated	NO	
		00000	87-1746405				Aventura Medical Tower Surgery Center, LLC	.FL	NIA	SCA Aventura Holdings, LLC	Ownership	51.000	UnitedHealth Group Incorporated	NO	
		00000	84-5191428				Avery Parent Holdings, Inc.	.DE	NIA	OptumHealth Holdings, LLC	Ownership	100.000	UnitedHealth Group Incorporated	NO	
		00000	20-4057813				Aveta Inc.	.DE	NIA	Collaborative Care Holdings, LLC	Ownership	100.000	UnitedHealth Group Incorporated	NO	
		00000	30-0842394				AxelaCare Intermediate Holdings, LLC	.DE	NIA	OptumRx, Inc.	Ownership	100.000	UnitedHealth Group Incorporated	NO	
		00000	61-1708598				AxelaCare, LLC	.DE	NIA	AxelaCare Intermediate Holdings, LLC	Ownership	100.000	UnitedHealth Group Incorporated	NO	
		00000	72-1097827				B.R.A.S.S. Partnership in Commendam	.LA	NIA	Surgery Center Holding, LLC	Ownership	48.190	UnitedHealth Group Incorporated	NO	2
		00000	98-1462787				Banmedica Colombia S.A.S.	.COL	NIA	Banmedica Internacional SpA	Ownership	100.000	UnitedHealth Group Incorporated	NO	
		00000	98-1444151				Banmedica Internacional SpA	.CHL	NIA	Saden S.A.	Ownership	1.000	UnitedHealth Group Incorporated	NO	
		00000	98-1444151				Banmedica Internacional SpA	.CHL	NIA	Banmedica S.A.	Ownership	99.000	UnitedHealth Group Incorporated	NO	
		00000	98-1444127				Banmedica S.A.	.CHL	NIA	Bordeaux Holding SpA	Ownership	99.390	UnitedHealth Group Incorporated	NO	
		00000	72-1506691				Baton Rouge HomeCare, L.L.C.	.LA	NIA	Louisiana Health Care Group, L.L.C.	Ownership	100.000	UnitedHealth Group Incorporated	NO	
		00000	46-1642468				Bayfront HMA Home Health LLC	.FL	NIA	Central Florida Partnership, LLC	Ownership	100.000	UnitedHealth Group Incorporated	NO	
		00000	47-4504390				Beach Surgical Holdings III, LLC	.CA	NIA	Surgicare of La Veta, Inc.	Ownership	61.730	UnitedHealth Group Incorporated	NO	
		00000	37-1708521				Beach Surgical Holdings LLC	.CA	NIA	SCA Surgicare of Laguna Hills, LLC	Ownership	49.000	UnitedHealth Group Incorporated	NO	2
		00000	26-3410883				Beauregard Memorial Hospital HomeCare, L.L.C.	.LA	NIA	Louisiana Health Care Group, L.L.C.	Ownership	67.000	UnitedHealth Group Incorporated	NO	
		00000	33-0645967				Beaver Medical Group, P.C.	.CA	NIA	MH Physician Three Holdco, a Medical Corporation	Ownership	100.000	UnitedHealth Group Incorporated	NO	1
		00000	88-0267857				Behavioral Healthcare Options, Inc.	.NV	NIA	Sierra Health Services, Inc.	Ownership	100.000	UnitedHealth Group Incorporated	NO	
		00000	04-3316367				Behavioral Solutions, P.C.	.MA	NIA	Physician(s) Owned	Influence	0.000	UnitedHealth Group Incorporated	NO	1
		00000	42-1485537				Benefit Administration for the Self Employed, L.L.C.	.IA	NIA	HealthMarkets, LLC	Ownership	100.000	UnitedHealth Group Incorporated	NO	
		00000	46-1134506				Benefitter Insurance Solutions, Inc.	.DE	NIA	HealthMarkets Insurance Agency, Inc.	Ownership	100.000	UnitedHealth Group Incorporated	NO	
		00000	22-2848531				Bergen-Passaic Cataract Laser and Surgery Center, LLC	.DE	NIA	Virtua-SCA Holdings, LLC	Ownership	53.631	UnitedHealth Group Incorporated	NO	2
		00000	26-3376776				Berwick Home Care Services, LLC	.DE	NIA	AFAM Holding Co III, LLC	Ownership	100.000	UnitedHealth Group Incorporated	NO	
		00000	47-4349079				Better Health Value Network, LLC	.WA	NIA	Physician(s) Owned	Influence	0.000	UnitedHealth Group Incorporated	NO	1
		00000	22-3858211				Bexar Imaging Center, LLC	.TX	NIA	WellMed Networks, Inc.	Ownership	100.000	UnitedHealth Group Incorporated	NO	1

ANNUAL STATEMENT FOR THE YEAR 2023 OF THE Oxford Health Plans (NJ), Inc.

**SCHEDULE Y**  
**PART 1A - DETAIL OF INSURANCE HOLDING COMPANY SYSTEM**

1	2	3	4	5	6	7	8	9	10	11	12	13	14	15	16
Group Code	Group Name	NAIC Company Code	ID Number	Federal RSSD	CIK	Name of Securities Exchange if Publicly Traded (U.S. or International)	Names of Parent, Subsidiaries Or Affiliates	Domi-ciliary Location	Relation-ship to Reporting Entity	Directly Controlled by (Name of Entity/Person)	Type of Control (Ownership, Board, Management, Attorney-in-Fact, Influence, Other)	If Control is Ownership Provide Percentage	Ultimate Controlling Entity(ies)/Person(s)	Is an SCA Filing Re-quired? (Yes/No)	*
		00000	51-0606314				BGR Acquisition, LLC	FL	NIA	SunCrest Healthcare, Inc.	Ownership	100.000	UnitedHealth Group Incorporated	NO	
		00000	06-1137222				BHC Services, Inc.	NY	NIA	National Health Industries, Inc.	Ownership	100.000	UnitedHealth Group Incorporated	NO	
		00000	32-0408624				Birmingham Home Care Services, LLC	DE	NIA	AF-CH-HH, LLC	Ownership	100.000	UnitedHealth Group Incorporated	NO	
							Birmingham Outpatient Surgical Center, LLC	AL	NIA	Birmingham Outpatient Surgical Center, LLC	Ownership	29.643	UnitedHealth Group Incorporated	NO	2
		00000	63-0984076				Birmingham Outpatient Surgical Center, LLC	DE	NIA	Surgery Center Holding, LLC	Ownership	100.000	UnitedHealth Group Incorporated	NO	
		00000	63-0847380				Black Stone of Central Ohio, LLC	OH	NIA	Black Stone Operations, LLC	Ownership	100.000	UnitedHealth Group Incorporated	NO	
		00000	27-1746397				Black Stone of Cincinnati, LLC	OH	NIA	Black Stone Operations, LLC	Ownership	100.000	UnitedHealth Group Incorporated	NO	
		00000	27-4109221				Black Stone of Dayton, LLC	OH	NIA	Black Stone Operations, LLC	Ownership	100.000	UnitedHealth Group Incorporated	NO	
		00000	27-4109305				Black Stone of Northeast Ohio, LLC	OH	NIA	Black Stone Operations, LLC	Ownership	100.000	UnitedHealth Group Incorporated	NO	
		00000	47-2166181				Black Stone of Northwest Ohio, LLC	OH	NIA	Black Stone Operations, LLC	Ownership	100.000	UnitedHealth Group Incorporated	NO	
		00000	90-1020734				Black Stone Operations, LLC	OH	NIA	National Health Industries, Inc.	Ownership	100.000	UnitedHealth Group Incorporated	NO	
		00000	90-1028083				Blackstone Group, LLC	OH	NIA	Black Stone Operations, LLC	Ownership	100.000	UnitedHealth Group Incorporated	NO	
		00000	20-1902460				Blackstone Health Care, LLC	OH	NIA	Black Stone Operations, LLC	Ownership	100.000	UnitedHealth Group Incorporated	NO	
		00000	31-1462432				Bloomfield ASC, LLC	CT	NIA	SCA Bloomfield Holdings, LLC	Ownership	58.391	UnitedHealth Group Incorporated	NO	
		00000	47-4758895				Blue Island Home Care Services, LLC	DE	NIA	Illinois Home Care Holdings, LLC	Ownership	1.000	UnitedHealth Group Incorporated	NO	
		00000	38-3859193				Blue Island Home Care Services, LLC	DE	NIA	AFAM Holding Co, LLC	Ownership	99.000	UnitedHealth Group Incorporated	NO	
		00000	38-3859193				Blue Ridge Day Surgery Center, L.P.	TN	NIA	Blue Ridge GP, LLC	Ownership	34.635	UnitedHealth Group Incorporated	NO	2
		00000	62-1530122				Blue Ridge GP, LLC	NC	NIA	SCA-Blue Ridge, LLC	Ownership	100.000	UnitedHealth Group Incorporated	NO	
		00000	27-2241593				Bluegrass Accountable Care, LLC	KY	NIA	Imperium Health Management, LLC	Ownership	100.000	UnitedHealth Group Incorporated	NO	
		00000	47-4035861				Boca Raton Outpatient Surgery & Laser Center, LTD.	FL	NIA	Surgery Center of Boca Raton, Inc.	Ownership	24.000	UnitedHealth Group Incorporated	NO	2
		00000	65-0241934				Body Image Therapy Center Intensive LLC	MD	NIA	Refresh Mental Health, Inc.	Ownership	100.000	UnitedHealth Group Incorporated	NO	
		00000	46-4213826				Boone Memorial HomeCare, LLC	WV	NIA	West Virginia Health Care Group, LLC	Ownership	100.000	UnitedHealth Group Incorporated	NO	
		00000	20-8826558				Bordeaux (Barbados) Holdings I, SRL	BRB	NIA	FrontierMEDEX US, Inc.	Ownership	100.000	UnitedHealth Group Incorporated	NO	
		00000	98-1396690				Bordeaux (Barbados) Holdings II, SRL	BRB	NIA	Bordeaux (Barbados) Holdings I, SRL	Ownership	100.000	UnitedHealth Group Incorporated	NO	
		00000	98-1396559				Bordeaux Holding SpA	CHL	NIA	UHG Holdings UK VII Limited	Ownership	100.000	UnitedHealth Group Incorporated	NO	
		00000	98-1398490				Bordeaux Holdings, LLC	DE	NIA	UnitedHealth Group Incorporated	Ownership	100.000	UnitedHealth Group Incorporated	NO	
		00000	82-3147824				Bordeaux International Holdings, Inc.	DE	NIA	UnitedHealth Group Incorporated	Ownership	100.000	UnitedHealth Group Incorporated	NO	
		00000	98-1390574				Bordeaux UK Holdings I Limited	GBR	NIA	UHG Holdings 1 (Ireland) Unlimited Company	Ownership	100.000	UnitedHealth Group Incorporated	NO	
		00000	98-1391914				Bordeaux UK Holdings II Limited	GBR	NIA	UHG Holdings 1 (Ireland) Unlimited Company	Ownership	100.000	UnitedHealth Group Incorporated	NO	
		00000	98-1389224				Bordeaux UK Holdings III Limited	GBR	NIA	Bordeaux UK Holdings II Limited	Ownership	100.000	UnitedHealth Group Incorporated	NO	
		00000	98-1112673				Bosque Medical Center Ltda.	BRA	NIA	Amil Assistência Médica Internacional S.A.	Ownership	83.089	UnitedHealth Group Incorporated	NO	
		00000	98-1112673				Bosque Medical Center Ltda.	BRA	NIA	Esho - Empresa de Serviços Hospitalares S.A.	Ownership	16.911	UnitedHealth Group Incorporated	NO	
		00000	16-1270177				Bracor, Inc.	NY	NIA	National Health Industries, Inc.	Ownership	100.000	UnitedHealth Group Incorporated	NO	
		00000	27-3142265				Brevard HMA Home Health, LLC	FL	NIA	AFAM Holding Co, LLC	Ownership	100.000	UnitedHealth Group Incorporated	NO	
		00000	27-3142339				Brevard HMA Hospice, LLC	FL	NIA	AFAM Holding Co, LLC	Ownership	100.000	UnitedHealth Group Incorporated	NO	
		00000	81-5146379				Brighter Financial, Inc.	DE	NIA	Optum Financial, Inc.	Ownership	100.000	UnitedHealth Group Incorporated	NO	
		00000	90-0884047				BriovaRx Infusion Services 102, LLC	DE	NIA	Optum Infusion Services 500, Inc.	Ownership	100.000	UnitedHealth Group Incorporated	NO	
		00000	11-3647935				BriovaRx of Florida, Inc.	DE	NIA	OptumRx PBM of Illinois, Inc.	Ownership	100.000	UnitedHealth Group Incorporated	NO	
		00000	01-0516051				BriovaRx of Maine, Inc.	ME	NIA	OptumRx PBM of Illinois, Inc.	Ownership	100.000	UnitedHealth Group Incorporated	NO	
		00000	27-3331130				BriovaRx of Massachusetts, LLC	MA	NIA	OptumRx PBM of Illinois, Inc.	Ownership	100.000	UnitedHealth Group Incorporated	NO	
		00000	46-2849765				Brookdale Hospice of Philadelphia, LLC	DE	NIA	Health at Home Holdings, LLC	Ownership	100.000	UnitedHealth Group Incorporated	NO	
		00000	32-0399009				California Health Care Group, LLC	CA	NIA	LHC Group, Inc.	Ownership	100.000	UnitedHealth Group Incorporated	NO	
		00000	20-1711131				California Medical Group Insurance Company, Risk Retention Group	AZ	NIA	OptumCare Management, LLC	Ownership	67.010	UnitedHealth Group Incorporated	NO	

ANNUAL STATEMENT FOR THE YEAR 2023 OF THE Oxford Health Plans (NJ), Inc.

**SCHEDULE Y**  
**PART 1A - DETAIL OF INSURANCE HOLDING COMPANY SYSTEM**

1	2	3	4	5	6	7	8	9	10	11	12	13	14	15	16
Group Code	Group Name	NAIC Company Code	ID Number	Federal RSSD	CIK	Name of Securities Exchange if Publicly Traded (U.S. or International)	Names of Parent, Subsidiaries Or Affiliates	Domi-ciliary Location	Relation-ship to Reporting Entity	Directly Controlled by (Name of Entity/Person)	Type of Control (Ownership, Board, Management, Attorney-in-Fact, Influence, Other)	If Control is Ownership Provide Percentage	Ultimate Controlling Entity(ies)/Person(s)	Is an SCA Filing Re-quired? (Yes/No)	*
		00000	81-0881243				California Spring Holdings, PC	CA	NIA	Physician(s) Owned	Influence	0.000	UnitedHealth Group Incorporated	NO	1
		00000	20-0591577				Cambridge Home Health Care Holdings, Inc.	DE	NIA	National Health Industries, Inc.	Ownership	100.000	UnitedHealth Group Incorporated	NO	
		00000	34-1772291				Cambridge Home Health Care, Inc.	OH	NIA	Cambridge Home Health Care Holdings, Inc.	Ownership	100.000	UnitedHealth Group Incorporated	NO	
		00000	34-1772292				Cambridge Home Health Care, Inc./Private	OH	NIA	Cambridge Home Health Care Holdings, Inc.	Ownership	100.000	UnitedHealth Group Incorporated	NO	
		00000	84-2342721				Cambridge Personal Care, LLC	OH	NIA	Ohio Health Care Group, LLC	Ownership	100.000	UnitedHealth Group Incorporated	NO	
		00000	27-0944633				Camden HomeCare, LLC	AL	NIA	Alabama Health Care Group, LLC	Ownership	100.000	UnitedHealth Group Incorporated	NO	
		00000	52-1597478				Camp Hill Ambulatory Centers	PA	NIA	Endoscopy Center Affiliates, Inc.	Ownership	1.000	UnitedHealth Group Incorporated	NO	2
		00000	52-1597478				Camp Hill Ambulatory Centers	PA	NIA	Camp Hill-SCA Centers, LLC	Ownership	99.000	UnitedHealth Group Incorporated	NO	2
		00000	52-1597484				Camp Hill-SCA Centers, LLC	DE	NIA	SC Affiliates, LLC	Ownership	100.000	UnitedHealth Group Incorporated	NO	
		00000	26-3385545				Cape Fear Valley HomeCare and Hospice, LLC	NC	NIA	North Carolina Health Care Group, LLC	Ownership	67.000	UnitedHealth Group Incorporated	NO	
		00000	27-3955254				Capital City Medical Group, L.L.C.	LA	NIA	UnitedHealthcare of Louisiana, Inc.	Ownership	100.000	UnitedHealth Group Incorporated	NO	
		00000	14-1940881				Capstone Behavioral Health, Inc.	NE	NIA	Refresh Mental Health, Inc.	Ownership	100.000	UnitedHealth Group Incorporated	NO	
		00000	47-130641				Carbondale Counseling Associates, PLLC	IL	NIA	Physician(s) Owned	Influence	0.000	UnitedHealth Group Incorporated	NO	1
		00000	27-0564326				Care Advisors by Black Stone, LLC	OH	NIA	Black Stone of Cincinnati, LLC	Ownership	100.000	UnitedHealth Group Incorporated	NO	
.0707	UnitedHealth Group Incorporated	12558	45-4976934				Care Improvement Plus of Texas Insurance Company	TX	IA	XLHealth Corporation	Ownership	100.000	UnitedHealth Group Incorporated	NO	
.0707	UnitedHealth Group Incorporated	12567	20-3888112				Care Improvement Plus South Central Insurance Company	NE	IA	XLHealth Corporation	Ownership	100.000	UnitedHealth Group Incorporated	NO	
.0707	UnitedHealth Group Incorporated	14041	27-5038136				Care Improvement Plus Wisconsin Insurance Company	WI	IA	XLHealth Corporation	Ownership	100.000	UnitedHealth Group Incorporated	NO	
		00000	83-0585009				Care Logistics, LLC	DE	NIA	Penzo Enterprises, LLC	Ownership	100.000	UnitedHealth Group Incorporated	NO	
		00000					CareMount Dental Member, LLC	DE	NIA	CareMount Health Solutions, LLC	Ownership	100.000	UnitedHealth Group Incorporated	NO	
		00000					CareMount Health Solutions ACO, LLC	NY	NIA	Optum Medical Care, P.C.	Ownership	100.000	UnitedHealth Group Incorporated	NO	1
		00000	38-4103290				CareMount Health Solutions, LLC	DE	NIA	Collaborative Care Holdings, LLC	Ownership	100.000	UnitedHealth Group Incorporated	NO	
		00000	84-3894124				CareMount Value Partners IPA, LLC	NY	NIA	CareMount Health Solutions, LLC	Ownership	100.000	UnitedHealth Group Incorporated	NO	
		00000	61-1306845				Caretenders of Cleveland, Inc.	KY	NIA	National Health Industries, Inc.	Ownership	100.000	UnitedHealth Group Incorporated	NO	
		00000	61-1302995				Caretenders of Columbus, Inc.	KY	NIA	National Health Industries, Inc.	Ownership	100.000	UnitedHealth Group Incorporated	NO	
		00000	20-5890994				Caretenders of Jacksonville, LLC	FL	NIA	National Health Industries, Inc.	Ownership	100.000	UnitedHealth Group Incorporated	NO	
		00000	61-1326749				Caretenders Visiting Services Employment Company, Inc.	KY	NIA	National Health Industries, Inc.	Ownership	100.000	UnitedHealth Group Incorporated	NO	
		00000	30-0425709				Caretenders Visiting Services of District 6, LLC	KY	NIA	National Health Industries, Inc.	Ownership	100.000	UnitedHealth Group Incorporated	NO	
		00000	30-0425714				Caretenders Visiting Services of District 7, LLC	KY	NIA	National Health Industries, Inc.	Ownership	100.000	UnitedHealth Group Incorporated	NO	
		00000	30-0425715				Caretenders Visiting Services of Gainesville, LLC	FL	NIA	National Health Industries, Inc.	Ownership	100.000	UnitedHealth Group Incorporated	NO	
		00000	20-5826497				Caretenders Visiting Services of Hernando County, LLC	FL	NIA	National Health Industries, Inc.	Ownership	100.000	UnitedHealth Group Incorporated	NO	
		00000	20-3021812				Caretenders Visiting Services of Kentuckiana, LLC	KY	NIA	National Health Industries, Inc.	Ownership	100.000	UnitedHealth Group Incorporated	NO	
		00000	20-4522444				Caretenders Visiting Services of Ocala, LLC	FL	NIA	National Health Industries, Inc.	Ownership	100.000	UnitedHealth Group Incorporated	NO	
		00000	30-0425717				Caretenders Visiting Services of Orlando, LLC	KY	NIA	National Health Industries, Inc.	Ownership	100.000	UnitedHealth Group Incorporated	NO	
		00000	20-5826531				Caretenders Visiting Services of Pinellas County, LLC	FL	NIA	National Health Industries, Inc.	Ownership	100.000	UnitedHealth Group Incorporated	NO	
		00000	20-5826553				Caretenders Visiting Services of Southern Illinois, LLC	IL	NIA	National Health Industries, Inc.	Ownership	100.000	UnitedHealth Group Incorporated	NO	
		00000	20-2910357				Caretenders Visiting Services of St. Augustine, LLC	FL	NIA	National Health Industries, Inc.	Ownership	100.000	UnitedHealth Group Incorporated	NO	
		00000	20-5826598				Caretenders Visiting Services of St. Louis, LLC	MO	NIA	National Health Industries, Inc.	Ownership	100.000	UnitedHealth Group Incorporated	NO	

41.7



ANNUAL STATEMENT FOR THE YEAR 2023 OF THE Oxford Health Plans (NJ), Inc.

**SCHEDULE Y**  
**PART 1A - DETAIL OF INSURANCE HOLDING COMPANY SYSTEM**

1	2	3	4	5	6	7	8	9	10	11	12	13	14	15	16
Group Code	Group Name	NAIC Company Code	ID Number	Federal RSSD	CIK	Name of Securities Exchange if Publicly Traded (U.S. or International)	Names of Parent, Subsidiaries Or Affiliates	Domi-ciliary Location	Relation-ship to Reporting Entity	Directly Controlled by (Name of Entity/Person)	Type of Control (Ownership, Board, Management, Attorney-in-Fact, Influence, Other)	If Control is Ownership Provide Percentage	Ultimate Controlling Entity(ies)/Person(s)	Is an SCA Filing Re-quired? (Yes/No)	*
		00000	27-3756374				Caretenders VNA of Ohio, LLC	OH	NIA	National Health Industries, Inc.	Ownership	100.000	UnitedHealth Group Incorporated	NO	
		00000	26-1258759				Caretenders VS of Boston, LLC	MA	NIA	National Health Industries, Inc.	Ownership	100.000	UnitedHealth Group Incorporated	NO	
		00000	26-1259391				Caretenders VS of Central KY, LLC	KY	NIA	National Health Industries, Inc.	Ownership	100.000	UnitedHealth Group Incorporated	NO	
		00000	26-3632764				Caretenders VS of Lincoln Trail, LLC	KY	NIA	National Health Industries, Inc.	Ownership	100.000	UnitedHealth Group Incorporated	NO	
		00000	26-1264112				Caretenders VS of Louisville, LLC	KY	NIA	National Health Industries, Inc.	Ownership	100.000	UnitedHealth Group Incorporated	NO	
		00000	26-3706241				Caretenders VS of Ohio, LLC	OH	NIA	National Health Industries, Inc.	Ownership	100.000	UnitedHealth Group Incorporated	NO	
		00000	45-1139239				Caretenders VS of SE Ohio, LLC	OH	NIA	National Health Industries, Inc.	Ownership	100.000	UnitedHealth Group Incorporated	NO	
		00000	26-1258938				Caretenders VS of Western KY, LLC	KY	NIA	National Health Industries, Inc.	Ownership	100.000	UnitedHealth Group Incorporated	NO	
		00000	27-0385539				Carnegie Hill Endoscopy, LLC	NY	NIA	PE Healthcare Associates, LLC	Ownership	34.530	UnitedHealth Group Incorporated	NO	2
		00000	56-1780933				Carolina Behavioral Care, P.A.	NC	NIA	Physician(s) Owned	Influence	0.000	UnitedHealth Group Incorporated	NO	1
		00000	52-2072546				Carroll Counseling Center LLC	MD	NIA	Physician(s) Owned	Influence	0.000	UnitedHealth Group Incorporated	NO	1
		00000	86-0872916				Carson Endoscopy Center, LLC	NV	NIA	Physicians Endoscopy, L.L.C.	Ownership	35.000	UnitedHealth Group Incorporated	NO	2
		00000	98-1328471				Casa de Saúde Santa Therezinha Ltda.	BRA	NIA	Hospital Alvorada Taguatinga Ltda. Esho - Empresa de Serviços Hospitalares S.A.	Ownership	100.000	UnitedHealth Group Incorporated	NO	
		00000	98-1328471				Casa de Saúde Santa Therezinha Ltda.	BRA	NIA	UnitedHealthcare International II S.á r.l.	Ownership	0.000	UnitedHealth Group Incorporated	NO	
		00000	81-3020487				Castle Hills Surgicare, LLC	TX	NIA	Surgical Care Affiliates, LLC	Influence	0.000	UnitedHealth Group Incorporated	NO	
		00000	82-5207935				Castle Rock SurgiCenter, LLC	CO	NIA	SC Affiliates, LLC	Ownership	0.955	UnitedHealth Group Incorporated	NO	
		00000	82-5207935				Castle Rock SurgiCenter, LLC	CO	NIA	SCA-Castle Rock, LLC	Ownership	51.000	UnitedHealth Group Incorporated	NO	
		00000	20-5807941				Catalyst360, LLC	DE	NIA	Optum Services, Inc.	Ownership	100.000	UnitedHealth Group Incorporated	NO	
		00000	98-1069737				Catamaran S.á r.l.	LUX	NIA	UnitedHealthcare International II S.á r.l.	Ownership	100.000	UnitedHealth Group Incorporated	NO	
		00000	82-1715584				CCEC Anesthesia Management, LLC	TX	NIA	Corpus Christi Endoscopy Center, L.L.P.	Ownership	100.000	UnitedHealth Group Incorporated	NO	2
		00000					CDC Holdings Colombia S.A.S.	COL	NIA	Bordeaux UK Holdings II Limited	Ownership	100.000	UnitedHealth Group Incorporated	NO	
		00000	62-1358032				Cedar Creek Home Health Care Agency, LLC	TN	NIA	Eik Valley Professional Affiliates, Inc.	Ownership	100.000	UnitedHealth Group Incorporated	NO	
		00000	85-3868373				Cedar Park JV Partners, LLC	TX	NIA	SCA Cedar Park Holdings, LLC	Ownership	43.700	UnitedHealth Group Incorporated	NO	2
		00000	27-2533497				Cedar Park Surgery Center, LLC	TX	NIA	Cedar Park JV Partners, LLC	Ownership	35.500	UnitedHealth Group Incorporated	NO	2
		00000	27-2533497				Cedar Park Surgery Center, LLC	TX	NIA	SCA Cedar Park Holdings, LLC	Ownership	19.660	UnitedHealth Group Incorporated	NO	2
		00000	98-1111491				Cemed Care - Empresa de Atendimento Clínico Geral Ltda.	BRA	NIA	Esho - Empresa de Serviços Hospitalares S.A.	Ownership	0.000	UnitedHealth Group Incorporated	NO	
		00000	98-1111491				Cemed Care - Empresa de Atendimento Clínico Geral Ltda.	BRA	NIA	Amil Assistência Médica Internacional S.A.	Ownership	100.000	UnitedHealth Group Incorporated	NO	
		00000					Center for Quality Improvement, LLC	DE	NIA	OptumRx Holdings, LLC	Ownership	100.000	UnitedHealth Group Incorporated	NO	
		00000	85-3324771				Center for Restorative Surgery at Maple Grove, LLC	MN	NIA	SCA Maple Grove Holdings, LLC	Ownership	55.381	UnitedHealth Group Incorporated	NO	2
		00000	33-0483510				Centers for Family Medicine, GP	CA	NIA	MH Physician Three Holdco, a Medical Corporation	Ownership	99.000	UnitedHealth Group Incorporated	NO	1
		00000	84-4741808				Central Florida Partnership, LLC	FL	NIA	LHC Health Care Group of Florida, LLC	Ownership	60.000	UnitedHealth Group Incorporated	NO	
		00000	22-3669777				Central Jersey Ambulatory Surgical Center, L.L.C.	NJ	NIA	GI Ventures, LLC	Ownership	60.000	UnitedHealth Group Incorporated	NO	
		00000	20-4408565				Centre Home Care LLC	AL	NIA	AFAM Holding Co, LLC	Ownership	100.000	UnitedHealth Group Incorporated	NO	
		00000					CentriflyHealth, LLC	DE	NIA	UnitedHealth Group Incorporated	Ownership	100.000	UnitedHealth Group Incorporated	NO	
		00000					Centro de Entrenamiento Capacitación en Reanimación SpA	CHL	NIA	Servicios Integrados de Salud Ltda.	Ownership	1.000	UnitedHealth Group Incorporated	NO	
		00000					Centro de Entrenamiento Capacitación en Reanimación SpA	CHL	NIA	Clínica Dávila y Servicios Médicos S.p.A.	Ownership	99.000	UnitedHealth Group Incorporated	NO	
		00000	98-1450490				Centro de Servicios Compartidos Banmédica SpA	CHL	NIA	Constructora Inmobiliaria Magapoq S.A.	Ownership	0.100	UnitedHealth Group Incorporated	NO	
		00000	98-1450490				Centro de Servicios Compartidos Banmédica SpA	CHL	NIA	Banmédica S.A.	Ownership	99.900	UnitedHealth Group Incorporated	NO	
		00000					Centro Médico Hospitalar Pitangueiras Ltda.	BRA	NIA	Hospital Alvorada Taguatinga Ltda.	Ownership	0.000	UnitedHealth Group Incorporated	NO	

ANNUAL STATEMENT FOR THE YEAR 2023 OF THE Oxford Health Plans (NJ), Inc.

**SCHEDULE Y**  
**PART 1A - DETAIL OF INSURANCE HOLDING COMPANY SYSTEM**

1	2	3	4	5	6	7	8	9	10	11	12	13	14	15	16
Group Code	Group Name	NAIC Company Code	ID Number	Federal RSSD	CIK	Name of Securities Exchange if Publicly Traded (U.S. or International)	Names of Parent, Subsidiaries Or Affiliates	Domiciliary Location	Relationship to Reporting Entity	Directly Controlled by (Name of Entity/Person)	Type of Control (Ownership, Board, Management, Attorney-in-Fact, Influence, Other)	If Control is Ownership Provide Percentage	Ultimate Controlling Entity(ies)/Person(s)	Is an SCA Filing Required? (Yes/No)	*
		00000					Centro Médico Hospitalar Pitangueiras Ltda.	.BRA	NIA	Esho - Empresa de Serviços Hospitalares S.A.	Ownership	100.000	UnitedHealth Group Incorporated	NO	
		00000	98-1457197				Centro Odontológico Americano S.A.C.	.PER	NIA	Pacífico S.A. Entidad Prestadora de Salud	Ownership	80.000	UnitedHealth Group Incorporated	NO	
		00000	98-1451635				Centromed Quilpué S.A.	.CHL	NIA	Administradora Médica Centromed S.A.	Ownership	93.450	UnitedHealth Group Incorporated	NO	
		00000					Centros Médicos y Dentales Multimed Ltda.	.CHL	NIA	Omesa SpA	Ownership	99.990	UnitedHealth Group Incorporated	NO	
		00000					Centros Médicos y Dentales Multimed Ltda.	.CHL	NIA	Clínica Dávila y Servicios Médicos S.p.A.	Ownership	0.010	UnitedHealth Group Incorporated	NO	
0707	UnitedHealth Group Incorporated	42765	42-1194107				Centurion Casualty Company	.NE	IA	Specialty Benefits, LLC	Ownership	100.000	UnitedHealth Group Incorporated	NO	
		00000	82-2038975				Chalfont HoldCo, LLC	.PA	NIA	Physicians Endoscopy, L.L.C.	Ownership	100.000	UnitedHealth Group Incorporated	NO	
		00000	81-2173507				Change Encircle, LLC	.DE	NIA	Change Healthcare Solutions, LLC	Ownership	100.000	UnitedHealth Group Incorporated	NO	
		00000	46-0809500				Change Healthcare Advocates, LLC	.DE	NIA	Change Healthcare Resources LLC	Ownership	100.000	UnitedHealth Group Incorporated	NO	
		00000	20-2058917				Change Healthcare Business Fulfillment, LLC	.DE	NIA	Change Healthcare Operations, LLC	Ownership	100.000	UnitedHealth Group Incorporated	NO	
		00000					Change Healthcare Canada Company	.CAN	NIA	Change Healthcare Ireland Limited	Ownership	100.000	UnitedHealth Group Incorporated	NO	
		00000	20-5716738				Change Healthcare Communications, LLC	.DE	NIA	Change Healthcare Solutions, LLC	Ownership	100.000	UnitedHealth Group Incorporated	NO	
		00000	16-1744317				Change Healthcare Correspondence Services, Inc.	.TX	NIA	Change Healthcare Operations, LLC	Ownership	100.000	UnitedHealth Group Incorporated	NO	
		00000	26-1147719				Change Healthcare Engagement Solutions, Inc.	.DE	NIA	Change Healthcare Solutions, LLC	Ownership	100.000	UnitedHealth Group Incorporated	NO	
		00000					Change Healthcare eRx Canada, Inc.	.CAN	NIA	Change Healthcare Solutions, LLC	Ownership	100.000	UnitedHealth Group Incorporated	NO	
		00000	32-0515867				Change Healthcare Finance, Inc.	.DE	NIA	Change Healthcare Holdings, LLC	Ownership	100.000	UnitedHealth Group Incorporated	NO	
		00000	45-4274703				Change Healthcare HealthQx, LLC	.PA	NIA	Change Healthcare Technologies, LLC	Ownership	100.000	UnitedHealth Group Incorporated	NO	
		00000	92-1410925				Change Healthcare Holdco Inc.	.DE	NIA	PF2 IP LLC	Ownership	0.300	UnitedHealth Group Incorporated	NO	
		00000	92-1410925				Change Healthcare Holdco Inc.	.DE	NIA	PF2 PST Services LLC	Ownership	30.400	UnitedHealth Group Incorporated	NO	
		00000	92-1410925				Change Healthcare Holdco Inc.	.DE	NIA	Change Healthcare Inc.	Ownership	69.300	UnitedHealth Group Incorporated	NO	
		00000	20-5799664				Change Healthcare Holdings, Inc.	.DE	NIA	Change Healthcare Intermediate Holdings, Inc.	Ownership	100.000	UnitedHealth Group Incorporated	NO	
		00000	30-0955587				Change Healthcare Holdings, LLC	.DE	NIA	Change Healthcare Intermediate Holdings, LLC	Ownership	100.000	UnitedHealth Group Incorporated	NO	
		00000					Change Healthcare Imaging Australia Pty Limited	.AUS	NIA	Change Healthcare Solutions, LLC	Ownership	100.000	UnitedHealth Group Incorporated	NO	
		00000	82-2152098				Change Healthcare Inc.	.DE	NIA	UnitedHealth Group Incorporated	Ownership	100.000	UnitedHealth Group Incorporated	NO	
		00000	98-1507218				Change Healthcare Innovation Israel Ltd.	.ISR	NIA	Change Healthcare Technology Enabled Services, LLC	Ownership	100.000	UnitedHealth Group Incorporated	NO	
		00000	45-3637667				Change Healthcare Intermediate Holdings, Inc.	.DE	NIA	Change Healthcare Performance, Inc.	Ownership	100.000	UnitedHealth Group Incorporated	NO	
		00000	38-4016792				Change Healthcare Intermediate Holdings, LLC	.DE	NIA	Change Healthcare LLC	Ownership	100.000	UnitedHealth Group Incorporated	NO	
		00000					Change Healthcare Ireland Limited	.IRL	NIA	Change Healthcare Solutions, LLC	Ownership	100.000	UnitedHealth Group Incorporated	NO	
		00000					Change Healthcare Ireland Solutions Limited	.IRL	NIA	Change Healthcare Ireland Limited	Ownership	100.000	UnitedHealth Group Incorporated	NO	
		00000	98-0498566				Change Healthcare Israel Ltd.	.ISR	NIA	Change Healthcare Ireland Limited	Ownership	100.000	UnitedHealth Group Incorporated	NO	
		00000	81-3611560				Change Healthcare LLC	.DE	NIA	Change Healthcare Holdco Inc.	Ownership	100.000	UnitedHealth Group Incorporated	NO	
		00000	20-5731067				Change Healthcare Operations, LLC	.DE	NIA	Change Healthcare Holdings, Inc.	Ownership	100.000	UnitedHealth Group Incorporated	NO	
		00000	26-3014624				Change Healthcare Payer Payment Integrity, LLC	.DE	NIA	Change Healthcare Solutions, LLC	Ownership	100.000	UnitedHealth Group Incorporated	NO	
		00000	45-3637794				Change Healthcare Performance, Inc.	.DE	NIA	Change Healthcare Holdings, LLC	Ownership	100.000	UnitedHealth Group Incorporated	NO	
		00000	01-0475134				Change Healthcare Pharmacy Solutions, Inc.	.ME	NIA	Change Healthcare Solutions, LLC	Ownership	100.000	UnitedHealth Group Incorporated	NO	
		00000					Change Healthcare Philippines, Inc.	.PHL	NIA	Change Healthcare Resources Holdings, Inc.	Ownership	100.000	UnitedHealth Group Incorporated	NO	
		00000	51-0370121				Change Healthcare Practice Management Solutions Group, Inc.	.DE	NIA	Change Healthcare Holdings, Inc.	Ownership	100.000	UnitedHealth Group Incorporated	NO	

ANNUAL STATEMENT FOR THE YEAR 2023 OF THE Oxford Health Plans (NJ), Inc.

**SCHEDULE Y**  
**PART 1A - DETAIL OF INSURANCE HOLDING COMPANY SYSTEM**

1	2	3	4	5	6	7	8	9	10	11	12	13	14	15	16
Group Code	Group Name	NAIC Company Code	ID Number	Federal RSSD	CIK	Name of Securities Exchange if Publicly Traded (U.S. or International)	Names of Parent, Subsidiaries Or Affiliates	Domi-ciliary Location	Relation-ship to Reporting Entity	Directly Controlled by (Name of Entity/Person)	Type of Control (Ownership, Board, Management, Attorney-in-Fact, Influence, Other)	If Control is Ownership Provide Percentage	Ultimate Controlling Entity(ies)/Person(s)	Is an SCA Filing Re-quired? (Yes/No)	*
		00000	23-2939843				Change Healthcare Practice Management Solutions Investments, Inc.	DE	NIA	Change Healthcare Practice Management Solutions Group, Inc.	Ownership	100.000	UnitedHealth Group Incorporated	NO	
		00000	23-2939847				Change Healthcare Practice Management Solutions, Inc.	DE	NIA	Change Healthcare Practice Management Solutions Group, Inc.	Ownership	100.000	UnitedHealth Group Incorporated	NO	
		00000	27-1463418				Change Healthcare Puerto Rico, LLC	DE	NIA	Change Healthcare Resources LLC	Ownership	100.000	UnitedHealth Group Incorporated	NO	
		00000	27-4334265				Change Healthcare Resources Holdings, Inc.	DE	NIA	Change Healthcare Resources LLC	Ownership	100.000	UnitedHealth Group Incorporated	NO	
		00000	38-4120853				Change Healthcare Resources IPA, LLC	DE	NIA	Change Healthcare Resources LLC	Ownership	100.000	UnitedHealth Group Incorporated	NO	
		00000	27-2872345				Change Healthcare Resources LLC	DE	NIA	Change Healthcare Resources Holdings, Inc.	Ownership	100.000	UnitedHealth Group Incorporated	NO	
		00000	20-5716594				Change Healthcare Solutions, LLC	DE	NIA	Change Healthcare Operations, LLC	Ownership	100.000	UnitedHealth Group Incorporated	NO	
		00000	58-1651222				Change Healthcare Technologies, LLC	DE	NIA	Change Healthcare Holdings, LLC	Ownership	100.000	UnitedHealth Group Incorporated	NO	
		00000	58-1953146				Change Healthcare Technology Enabled Services, LLC	GA	NIA	Change Healthcare Holdings, LLC	Ownership	100.000	UnitedHealth Group Incorporated	NO	
		00000	98-1141129				Change Healthcare UK Holdings Limited	GBR	NIA	Change Healthcare Ireland Limited	Ownership	100.000	UnitedHealth Group Incorporated	NO	
		00000	46-1454664				Channel Islands Surgicenter Properties, LLC	DE	NIA	SCA Holding Company, Inc.	Ownership	62.743	UnitedHealth Group Incorporated	NO	
		00000	58-1709761				Charleston Surgery Center Limited Partnership	SC	NIA	SCA-Charleston, LLC	Ownership	25.955	UnitedHealth Group Incorporated	NO	2
		00000	56-1449531				Charlotte Surgery Center, LLC	NC	NIA	Charlotte-SC, LLC	Ownership	10.779	UnitedHealth Group Incorporated	NO	2
		00000	62-1262567				Charlotte-SC, LLC	DE	NIA	SC Affiliates, LLC	Ownership	100.000	UnitedHealth Group Incorporated	NO	
		00000	82-4075002				Chatham Orthopaedic ASC, LLC	GA	NIA	SCA-Chatham, LLC	Ownership	15.000	UnitedHealth Group Incorporated	NO	2
		00000	52-2008916				Chester River Home Care & Hospice, LLC	MD	NIA	Maryland Intermediary-IV, LLC	Ownership	100.000	UnitedHealth Group Incorporated	NO	
		00000	57-0876493				Chesterfield Visiting Nurses Service, Inc.	SC	NIA	Atlantic Homecare, Inc.	Ownership	100.000	UnitedHealth Group Incorporated	NO	
		00000	26-2389638				Childrens Surgery Center LLC	FL	NIA	SCA-Central Florida, LLC	Ownership	51.000	UnitedHealth Group Incorporated	NO	2
		00000	26-2389638				Childrens Surgery Center LLC	FL	NIA	SC Affiliates, LLC	Ownership	4.174	UnitedHealth Group Incorporated	NO	2
		00000	26-4651320				Christopher Stalberg, M.D., PLLC	AZ	NIA	Physician United PLLC	Ownership	100.000	UnitedHealth Group Incorporated	NO	1
		00000	27-1655973				Cielo House, Inc.	CA	NIA	Physician(s) Owned	Influence	0.000	UnitedHealth Group Incorporated	NO	1
		00000	62-1510209				Citrus Regional Surgery Center, L.P.	TN	NIA	SCA-Citrus, LLC	Ownership	57.000	UnitedHealth Group Incorporated	NO	
		00000	27-0204579				Claims Management Systems, Inc.	FL	NIA	Solstice Benefits, Inc.	Ownership	100.000	UnitedHealth Group Incorporated	NO	
		00000	80-0278168				Clarksville Home Care Services, LLC	DE	NIA	AF-CH-HH, LLC	Ownership	100.000	UnitedHealth Group Incorporated	NO	
		00000	11-3729602				Clay County Hospital Home Care, LLC	AL	NIA	Alabama Health Care Group, LLC	Ownership	90.000	UnitedHealth Group Incorporated	NO	
		00000	27-1374374				Clear Health Strategies, LLC	FL	NIA	Cruise DE, Inc.	Ownership	100.000	UnitedHealth Group Incorporated	NO	
		00000	20-3742012				Cleburne Surgical Center, LLC	TX	NIA	Surgical Care Affiliates, LLC	Influence	0.000	UnitedHealth Group Incorporated	NO	
		00000	26-3388524				Cleveland Home Care Services, LLC	DE	NIA	AF-CH-HH, LLC	Ownership	100.000	UnitedHealth Group Incorporated	NO	
		00000	98-1459640				Clínica Alameda SpA	CHL	NIA	Saden S.A.	Ownership	0.200	UnitedHealth Group Incorporated	NO	
		00000	98-1459640				Clínica Alameda SpA	CHL	NIA	Vida Integra S.p.A.	Ownership	99.800	UnitedHealth Group Incorporated	NO	
		00000	98-1443171				Clínica Bio Bio SpA	CHL	NIA	Inversiones Clínicas Santa María SpA	Ownership	100.000	UnitedHealth Group Incorporated	NO	
		00000	98-1443171				Clínica Bio Bio SpA	CHL	NIA	Banmédica S.A.	Ownership	0.000	UnitedHealth Group Incorporated	NO	
		00000	98-1442191				Clínica Ciudad del Mar S.A.	CHL	NIA	Banmédica S.A.	Ownership	0.000	UnitedHealth Group Incorporated	NO	
		00000	98-1442191				Clínica Ciudad del Mar S.A.	CHL	NIA	Inversiones Clínicas Santa María SpA	Ownership	100.000	UnitedHealth Group Incorporated	NO	
		00000	98-1446132				Clínica Dávila y Servicios Médicos S.p.A.	CHL	NIA	Clínica Santa María S.p.A.	Ownership	0.002	UnitedHealth Group Incorporated	NO	
		00000	98-1446132				Clínica Dávila y Servicios Médicos S.p.A.	CHL	NIA	Banmédica S.A.	Ownership	99.998	UnitedHealth Group Incorporated	NO	
		00000	98-1462343				Clínica San Felipe S.A.	PER	NIA	Pacifico S.A. Entidad Prestadora de Salud	Ownership	94.063	UnitedHealth Group Incorporated	NO	
		00000	98-1459336				Clínica Sánchez Ferrer S.A.	PER	NIA	Pacifico S.A. Entidad Prestadora de Salud	Ownership	100.000	UnitedHealth Group Incorporated	NO	
		00000	98-1442754				Clínica Santa María S.p.A.	CHL	NIA	Banmédica S.A.	Ownership	99.510	UnitedHealth Group Incorporated	NO	
		00000	98-1442745				Clínica Vespuccio S.A.	CHL	NIA	Inversiones Clínicas Santa María SpA	Ownership	100.000	UnitedHealth Group Incorporated	NO	
		00000	98-1442745				Clínica Vespuccio S.A.	CHL	NIA	Banmédica S.A.	Ownership	0.000	UnitedHealth Group Incorporated	NO	
		00000	46-2879718				Clinical Partners of Colorado Springs, LLC	CO	NIA	OptumCare Colorado, LLC	Ownership	50.000	UnitedHealth Group Incorporated	NO	
		00000	45-4406745				Clinton Home Health & Hospice, LLC	OK	NIA	AFAM Holding Co IV, LLC	Ownership	100.000	UnitedHealth Group Incorporated	NO	
		00000	20-2236024				Clinton Partners, LLC	MI	NIA	HFHS-SCA Holdings, LLC	Ownership	51.354	UnitedHealth Group Incorporated	NO	2

41.10

ANNUAL STATEMENT FOR THE YEAR 2023 OF THE Oxford Health Plans (NJ), Inc.

**SCHEDULE Y**  
**PART 1A - DETAIL OF INSURANCE HOLDING COMPANY SYSTEM**

1	2	3	4	5	6	7	8	9	10	11	12	13	14	15	16
Group Code	Group Name	NAIC Company Code	ID Number	Federal RSSD	CIK	Name of Securities Exchange if Publicly Traded (U.S. or International)	Names of Parent, Subsidiaries Or Affiliates	Domi-ciliary Location	Relation-ship to Reporting Entity	Directly Controlled by (Name of Entity/Person)	Type of Control (Ownership, Board, Management, Attorney-in-Fact, Influence, Other)	If Control is Ownership Provide Percentage	Ultimate Controlling Entity(ies)/Person(s)	Is an SCA Filing Re-quired? (Yes/No)	*
		00000	26-2688869				CMC Home Health and Hospice, LLC	..AR.....	..NIA.....	Arkansas Health Care Group, LLC	Ownership.....	100.000	UnitedHealth Group Incorporated	..NO.....	
		00000	98-1277015				CMS - Central de Manipulação e Serviços Farmacêuticos Ltda.	..BRA.....	..NIA.....	Esho - Empresa de Serviços Hospitalares S.A.	Ownership.....	0.010	UnitedHealth Group Incorporated	..NO.....	
		00000	98-1277015				CMS - Central de Manipulação e Serviços Farmacêuticos Ltda.	..BRA.....	..NIA.....	COI - Clínicas Oncológicas Integradas S.A.	Ownership.....	99.990	UnitedHealth Group Incorporated	..NO.....	
		00000	27-1193028				Coalition for Advanced Pharmacy Services, Inc.	..DE.....	..NIA.....	Optum Hospice Pharmacy Services, LLC	Ownership.....	1.277	UnitedHealth Group Incorporated	..NO.....	
		00000	27-1193028				Coalition for Advanced Pharmacy Services, Inc.	..DE.....	..NIA.....	OptumRx PBM of Maryland, LLC	Ownership.....	5.341	UnitedHealth Group Incorporated	..NO.....	
		00000	27-1193028				Coalition for Advanced Pharmacy Services, Inc.	..DE.....	..NIA.....	OptumRx Home Delivery of Ohio, LLC	Ownership.....	0.116	UnitedHealth Group Incorporated	..NO.....	
		00000	27-1193028				Coalition for Advanced Pharmacy Services, Inc.	..DE.....	..NIA.....	OptumRx Health Solutions, LLC	Ownership.....	93.266	UnitedHealth Group Incorporated	..NO.....	
		00000	54-1565761				Coastal Counseling Center, Inc.	..VA.....	..NIA.....	Refresh Mental Health, Inc.	Ownership.....	100.000	UnitedHealth Group Incorporated	..NO.....	
		00000	98-1444067				Cobranzas Barmédica SpA	..CHL.....	..NIA.....	Saden S.A.	Ownership.....	0.000	UnitedHealth Group Incorporated	..NO.....	
		00000	98-1444067				Cobranzas Barmédica SpA	..CHL.....	..NIA.....	Barmédica S.A.	Ownership.....	100.000	UnitedHealth Group Incorporated	..NO.....	
		00000	20-3056794				Cognitive-Behavioral Therapy Center of Western North Carolina, P.A.	..NC.....	..NIA.....	Physician(s) Owned	Influence.....	0.000	UnitedHealth Group Incorporated	..NO.....	1
		00000	98-1276040				COI - Clínicas Oncológicas Integradas S.A.	..BRA.....	..NIA.....	Esho - Empresa de Serviços Hospitalares S.A.	Ownership.....	100.000	UnitedHealth Group Incorporated	..NO.....	
		00000	27-2337616				Collaborative Care Holdings, LLC	..DE.....	..NIA.....	OptumHealth Holdings, LLC	Ownership.....	100.000	UnitedHealth Group Incorporated	..NO.....	
		00000	27-2337487				Collaborative Care Services, Inc.	..DE.....	..NIA.....	Collaborative Care Holdings, LLC	Ownership.....	100.000	UnitedHealth Group Incorporated	..NO.....	
		00000	45-2614005				Collaborative Realty, LLC	..NY.....	..NIA.....	Collaborative Care Holdings, LLC	Ownership.....	100.000	UnitedHealth Group Incorporated	..NO.....	
		00000					Colmedica Medicina Prepagada S.A.	..COL.....	..NIA.....	Constructora Inmobiliaria Magapoq S.A.	Ownership.....	0.000	UnitedHealth Group Incorporated	..NO.....	
		00000					Colmedica Medicina Prepagada S.A.	..COL.....	..NIA.....	Barmédica S.A.	Ownership.....	76.270	UnitedHealth Group Incorporated	..NO.....	
		00000	02-0626080				Colonial Family Practice, L.L.C.	..SC.....	..NIA.....	Physician(s) Owned	Influence.....	0.000	UnitedHealth Group Incorporated	..NO.....	1
		00000	83-1529015				Colonial Outpatient Surgery Center, LLC	..FL.....	..NIA.....	SC Affiliates, LLC	Ownership.....	14.500	UnitedHealth Group Incorporated	..NO.....	
		00000	83-1529015				Colonial Outpatient Surgery Center, LLC	..FL.....	..NIA.....	SCA-Colonial Partners, LLC	Ownership.....	51.000	UnitedHealth Group Incorporated	..NO.....	
		00000	61-1870845				Colonial Practice Management, LLC	..DE.....	..NIA.....	Collaborative Care Holdings, LLC	Ownership.....	100.000	UnitedHealth Group Incorporated	..NO.....	
		00000	47-4049624				Colorado Clinical Partners, LLC	..CO.....	..NIA.....	Imperium Health Management, LLC	Ownership.....	100.000	UnitedHealth Group Incorporated	..NO.....	
		00000	38-3934017				Colorado Health Care Group, LLC	..CO.....	..NIA.....	LHC Group, Inc.	Ownership.....	100.000	UnitedHealth Group Incorporated	..NO.....	
		00000	36-4855703				Colorado In-Home Healthcare Partnership-I, LLC	..CO.....	..NIA.....	Colorado Health Care Group, LLC	Ownership.....	100.000	UnitedHealth Group Incorporated	..NO.....	
		00000	61-1813323				Colorado In-Home Partner-I, LLC	..CO.....	..NIA.....	Colorado In-Home Healthcare Partnership-I, LLC	Ownership.....	100.000	UnitedHealth Group Incorporated	..NO.....	
		00000	37-1636677				Colorado Innovative Physician Solutions, Inc.	..CO.....	..NIA.....	OptumCare Colorado, LLC	Ownership.....	100.000	UnitedHealth Group Incorporated	..NO.....	
		00000	84-1160450				Colorado Springs Surgery Center, Ltd.	..CO.....	..NIA.....	SCA-Colorado Springs, LLC	Ownership.....	95.000	UnitedHealth Group Incorporated	..NO.....	
		00000	52-2052733				Columbia Counseling Center P.A.	..MD.....	..NIA.....	Physician(s) Owned	Influence.....	0.000	UnitedHealth Group Incorporated	..NO.....	1
		00000	11-3647007				Comfort Care Transportation, LLC	..TX.....	..NIA.....	WellMed Medical Management, Inc.	Ownership.....	100.000	UnitedHealth Group Incorporated	..NO.....	
		00000	20-4591877				Compassionate Healthcare Management Group, Inc.	..GA.....	..NIA.....	Compassionate Hospice of Georgia, Inc.	Ownership.....	100.000	UnitedHealth Group Incorporated	..NO.....	
		00000	45-3245661				Compassionate Hospice of Georgia, Inc.	..DE.....	..NIA.....	Halcyon Healthcare, LLC	Ownership.....	100.000	UnitedHealth Group Incorporated	..NO.....	
		00000	32-0551188				Connect Medical, P.C.	..NY.....	..NIA.....	Physician(s) Owned	Influence.....	0.000	UnitedHealth Group Incorporated	..NO.....	1
		00000					Connecticut Health Care Group Holdings, LLC	..CT.....	..NIA.....	LHC Group, Inc.	Ownership.....	100.000	UnitedHealth Group Incorporated	..NO.....	
		00000	06-1254084				Connecticut Home Health Care, Incorporated	..CT.....	..NIA.....	Bracor, Inc.	Ownership.....	100.000	UnitedHealth Group Incorporated	..NO.....	
		00000	06-1592173				Connecticut Surgery Center, Limited Partnership	..CT.....	..NIA.....	Surgical Care Affiliates, LLC	Ownership.....	1.637	UnitedHealth Group Incorporated	..NO.....	
		00000	06-1592173				Connecticut Surgery Center, Limited Partnership	..CT.....	..NIA.....	Connecticut Surgical Center, LLC	Ownership.....	51.000	UnitedHealth Group Incorporated	..NO.....	
		00000	26-1313646				Connecticut Surgery Properties, LLC	..DE.....	..NIA.....	SC Affiliates, LLC	Ownership.....	100.000	UnitedHealth Group Incorporated	..NO.....	

ANNUAL STATEMENT FOR THE YEAR 2023 OF THE Oxford Health Plans (NJ), Inc.

**SCHEDULE Y**  
**PART 1A - DETAIL OF INSURANCE HOLDING COMPANY SYSTEM**

1	2	3	4	5	6	7	8	9	10	11	12	13	14	15	16
Group Code	Group Name	NAIC Company Code	ID Number	Federal RSSD	CIK	Name of Securities Exchange if Publicly Traded (U.S. or International)	Names of Parent, Subsidiaries Or Affiliates	Domiciliary Location	Relationship to Reporting Entity	Directly Controlled by (Name of Entity/Person)	Type of Control (Ownership, Board, Management, Attorney-in-Fact, Influence, Other)	If Control is Ownership Provide Percentage	Ultimate Controlling Entity(ies)/Person(s)	Is an SCA Filing Required? (Yes/No)	*
		00000	06-1156342				Connecticut Surgical Center, LLC	DE	NIA	Surgical Care Affiliates, LLC	Ownership	56.862	UnitedHealth Group Incorporated	NO	
		00000	46-0891463				ConnectYourCare, Inc.	DE	NIA	Optum Financial, Inc.	Ownership	100.000	UnitedHealth Group Incorporated	NO	
		00000	26-1274092				ConnectYourCare, LLC	MD	NIA	ConnectYourCare, Inc.	Ownership	100.000	UnitedHealth Group Incorporated	NO	
		00000	98-1448720				Constructora Inmobiliaria Magapoq S.A.	CHL	NIA	Inmobiliaria Apoquindo 3600 Ltda.	Ownership	0.100	UnitedHealth Group Incorporated	NO	
		00000	98-1448720				Constructora Inmobiliaria Magapoq S.A.	CHL	NIA	Banmedica S.A.	Ownership	99.900	UnitedHealth Group Incorporated	NO	
		00000	20-0231080				Consumer Wellness Solutions, LLC	DE	NIA	RVO Health, LLC	Ownership	100.000	UnitedHealth Group Incorporated	NO	
		00000	27-0533277				Coosa Valley HomeCare, LLC	AL	NIA	Alabama Health Care Group, LLC	Ownership	75.000	UnitedHealth Group Incorporated	NO	
		00000	45-4845966				Cornerstone Palliative and Hospice LLC	MS	NIA	Halcyon Healthcare, LLC	Ownership	67.000	UnitedHealth Group Incorporated	NO	
		00000	87-1134519				Cornerstone Surgery Center, LLC	FL	NIA	SC Affiliates, LLC	Ownership	100.000	UnitedHealth Group Incorporated	NO	
		00000	20-2595593				Corpus Christi Endoscopy Center, L.L.P.	TX	NIA	SCA Pacific Holdings, Inc.	Ownership	18.500	UnitedHealth Group Incorporated	NO	2
		00000					Country Scan Ltda.	COL	NIA	Patrimonio Autónomo Nueva Clínica	Ownership	51.800	UnitedHealth Group Incorporated	NO	
		00000	45-4845621				Covenant Palliative and Hospice, LLC	MS	NIA	Halcyon Healthcare, LLC	Ownership	100.000	UnitedHealth Group Incorporated	NO	
		00000	75-2862780				Cross Timbers Surgery Center, LLC	TX	NIA	Surgical Care Affiliates, LLC	Influence	0.000	UnitedHealth Group Incorporated	NO	
		00000	26-3376835				Crossroads Home Care Services, LLC	DE	NIA	AFAM Holding Co, LLC	Ownership	99.000	UnitedHealth Group Incorporated	NO	
		00000	26-3376835				Crossroads Home Care Services, LLC	DE	NIA	Illinois Home Care Holdings, LLC	Ownership	1.000	UnitedHealth Group Incorporated	NO	
		00000	27-2036777				Cruise DE, Inc.	DE	NIA	AHP CHS Holdings LLC	Ownership	12.000	UnitedHealth Group Incorporated	NO	
		00000	92-2036777				Cruise DE, Inc.	DE	NIA	United HealthCare Services, Inc.	Ownership	88.000	UnitedHealth Group Incorporated	NO	
		00000					Crystal Run Ambulatory Surgery Center of Middletown, LLC	NY	NIA	Ambulatory Partner Holdings, LLC	Ownership	51.000	UnitedHealth Group Incorporated	NO	
		00000	45-2821606				Crystal Run Healthcare ACO, LLC	NY	NIA	Collaborative Care Holdings, LLC	Ownership	100.000	UnitedHealth Group Incorporated	NO	
		00000	13-3843560				Crystal Run Healthcare Physicians LLP	NY	NIA	Physician(s) Owned	Influence	0.000	UnitedHealth Group Incorporated	NO	1
		00000	46-0892530				Crystal Run Transformation Services, LLC	NY	NIA	Collaborative Care Holdings, LLC	Ownership	100.000	UnitedHealth Group Incorporated	NO	
		00000	92-1942482				CTVSA Holdings, LLC	DE	NIA	OptumCare Specialty Practices, LLC	Ownership	87.780	UnitedHealth Group Incorporated	NO	
		00000	83-1352538				CTVSA Management, LLC	DE	NIA	CTVSA Holdings, LLC	Ownership	100.000	UnitedHealth Group Incorporated	NO	
		00000	26-0080565				Cypress Care, Inc.	DE	NIA	Healthcare Solutions, Inc.	Ownership	100.000	UnitedHealth Group Incorporated	NO	
		00000					Dallas County Medical Center HomeCare, L.L.C.								
		00000	34-2013785					AR	NIA	Arkansas Health Care Group, LLC	Ownership	100.000	UnitedHealth Group Incorporated	NO	
		00000	63-1263704				Danbury Surgical Center, L.P.	GA	NIA	SCA Danbury Surgical Center, LLC	Ownership	32.647	UnitedHealth Group Incorporated	NO	2
		00000	63-1230900				Database Solutions II, LLC	DE	NIA	AccuReg Holdings, LLC	Ownership	100.000	UnitedHealth Group Incorporated	NO	
		00000	41-1879063				David C. Anderholm, M.D., P.A.	MN	NIA	Physician(s) Owned	Influence	0.000	UnitedHealth Group Incorporated	NO	1
		00000	81-5101448				David Moen, M.D. P.C.	NY	NIA	Physician(s) Owned	Influence	0.000	UnitedHealth Group Incorporated	NO	1
		00000	45-2380022				David R. Ferrell, M.D., P.C.	NV	NIA	Physician(s) Owned	Influence	0.000	UnitedHealth Group Incorporated	NO	1
		00000	11-2811353				Day-OP Center Of Long Island Inc.	NY	NIA	Physician(s) Owned	Influence	0.000	UnitedHealth Group Incorporated	NO	1
		00000	75-2790863				Day-Op Surgery Consulting Company, LLC	DE	NIA	ProHEALTH Medical Management, LLC	Ownership	100.000	UnitedHealth Group Incorporated	NO	
		00000	83-1396214				Daybreak Real Estate, LLC	TN	NIA	Refresh Mental Health, Inc.	Ownership	100.000	UnitedHealth Group Incorporated	NO	
		00000	52-1811176				DBP Services of New York IPA, Inc.	NY	NIA	Dental Benefit Providers, Inc.	Ownership	100.000	UnitedHealth Group Incorporated	NO	
		00000	47-3322541				DBT and EMDR Specialists, P.A.	MN	NIA	Physician(s) Owned	Influence	0.000	UnitedHealth Group Incorporated	NO	1
		00000	92-1741749				Delaware Health Care Group, LLC	DE	NIA	LHC Group, Inc.	Ownership	100.000	UnitedHealth Group Incorporated	NO	
		00000	51-0401940				Delaware Surgery Center, LLC	DE	NIA	Virtua-SCA Holdings II, LLC	Ownership	57.570	UnitedHealth Group Incorporated	NO	
		00000	26-3376957				Deming Home Care Services, LLC	DE	NIA	AF-CH-HH, LLC	Ownership	100.000	UnitedHealth Group Incorporated	NO	
		00000					Dental Benefit Providers of California, Inc.	CA	IA	Dental Benefit Providers, Inc.	Ownership	100.000	UnitedHealth Group Incorporated	NO	
		00000	41-2014834				Dental Benefit Providers, Inc.	DE	NIA	United HealthCare Services, Inc.	Ownership	100.000	UnitedHealth Group Incorporated	NO	
		00000					Denton Endoscopy Surgery Center, LLC	TX	NIA	Surgical Care Affiliates, LLC	Influence	0.000	UnitedHealth Group Incorporated	NO	
		00000	47-0926556				Denton Surgery Center, LLC	TX	NIA	Surgical Care Affiliates, LLC	Influence	0.000	UnitedHealth Group Incorporated	NO	
		00000	82-1436601				Derry Surgical Center, LLC	NH	NIA	SCA-Derry, LLC	Ownership	72.000	UnitedHealth Group Incorporated	NO	
		00000	98-1460401				Diagnóstico Ecotomográfico Centromed Ltda.	CHL	NIA	Administradora Médica Centromed S.A.	Ownership	50.000	UnitedHealth Group Incorporated	NO	
		00000	98-1460347				Diasnóstico por Imágenes Centromed Ltda.	CHL	NIA	Centromed Quilpué S.A.	Ownership	6.660	UnitedHealth Group Incorporated	NO	
		00000	98-1460347				Diasnóstico por Imágenes Centromed Ltda.	CHL	NIA	Administradora Médica Centromed S.A.	Ownership	93.340	UnitedHealth Group Incorporated	NO	

41.12

ANNUAL STATEMENT FOR THE YEAR 2023 OF THE Oxford Health Plans (NJ), Inc.

**SCHEDULE Y**  
**PART 1A - DETAIL OF INSURANCE HOLDING COMPANY SYSTEM**

1	2	3	4	5	6	7	8	9	10	11	12	13	14	15	16
Group Code	Group Name	NAIC Company Code	ID Number	Federal RSSD	CIK	Name of Securities Exchange if Publicly Traded (U.S. or International)	Names of Parent, Subsidiaries Or Affiliates	Domiciliary Location	Relationship to Reporting Entity	Directly Controlled by (Name of Entity/Person)	Type of Control (Ownership, Board, Management, Attorney-in-Fact, Influence, Other)	If Control is Ownership Provide Percentage	Ultimate Controlling Entity(ies)/Person(s)	Is an SCA Filing Required? (Yes/No)	*
		00000	33-0292435				Digestive Disease Center, L.P.	CA	NIA	Beach Surgical Holdings LLC Esho - Empresa de Serviços Hospitalares S.A.	Ownership	51.000	UnitedHealth Group Incorporated	NO	2
		00000	98-1285762				Dilab Medicina Nuclear Ltda	BRA	NIA		Ownership	100.000	UnitedHealth Group Incorporated	NO	
		00000	27-4022876				Diplomat Blocker, LLC	DE	NIA	Diplomat Pharmacy, Inc.	Ownership	100.000	UnitedHealth Group Incorporated	NO	
		00000	38-3453193				Diplomat Corporate Properties, LLC	MI	NIA	Diplomat Pharmacy, Inc.	Ownership	100.000	UnitedHealth Group Incorporated	NO	
		00000	38-2063100				Diplomat Pharmacy, Inc.	MI	NIA	OptumRx Holdings, LLC	Ownership	100.000	UnitedHealth Group Incorporated	NO	
		00000	45-3329728				Discovery Counseling & Consulting, LLC	VA	NIA	Refresh Mental Health, Inc.	Ownership	100.000	UnitedHealth Group Incorporated	NO	
		00000	30-0238641				Distance Learning Network, Inc.	DE	NIA	OptumHealth Holdings, LLC	Ownership	100.000	UnitedHealth Group Incorporated	NO	
		00000	47-2415159				divvyMED, LLC	DE	NIA	Penzo Enterprises, LLC	Ownership	100.000	UnitedHealth Group Incorporated	NO	
		00000	20-0419099				Doc Martins, PLLC	AZ	NIA	Physician United PLLC	Ownership	100.000	UnitedHealth Group Incorporated	NO	1
		00000	84-4477557				DocASAP, US, LLC	DE	NIA	DocASAP, Inc.	Ownership	100.000	UnitedHealth Group Incorporated	NO	
		00000	26-4753954				DocASAP, Inc.	DE	NIA	OptumInsight, Inc.	Ownership	100.000	UnitedHealth Group Incorporated	NO	
		00000					Doctor + S.A.C.	PER	NIA	Pacifico S.A. Entidad Prestadora de Salud	Ownership	100.000	UnitedHealth Group Incorporated	NO	
		00000					Dovetail Digital Limited	GBR	NIA	EMIS Group Limited	Ownership	100.000	UnitedHealth Group Incorporated	NO	
		00000	82-5264853				Dry Creek Surgery Center, LLC	CO	NIA	SCA-Dry Creek, LLC	Ownership	62.972	UnitedHealth Group Incorporated	NO	
		00000	27-2176462				DSP Flint Real Estate, LLC	MI	NIA	Diplomat Pharmacy, Inc.	Ownership	100.000	UnitedHealth Group Incorporated	NO	
		00000	27-2499399				DSP-Building C, LLC	MI	NIA	Diplomat Pharmacy, Inc.	Ownership	100.000	UnitedHealth Group Incorporated	NO	
		00000	82-5181311				DTC Surgery Center, LLC	CO	NIA	SCA-Denver Physicians Holdings, LLC	Ownership	100.000	UnitedHealth Group Incorporated	NO	
		00000	27-2103713				Dublin Surgery Center, LLC	OH	NIA	SCA-Dublin, LLC	Ownership	10.000	UnitedHealth Group Incorporated	NO	2
		00000	82-0668583				Duluth Surgical Suites, LLC	MN	NIA	SCA Duluth Holdings, LLC	Ownership	42.697	UnitedHealth Group Incorporated	NO	2
		00000	04-3106404				Durable Medical Equipment, Inc.	MA	NIA	Reliant Medical Group, Inc.	Ownership	100.000	UnitedHealth Group Incorporated	NO	1
		00000	59-3825966				DWIC of Tampa Bay, Inc.	FL	NIA	MedExpress Development, LLC	Ownership	100.000	UnitedHealth Group Incorporated	NO	
		00000	59-3705426				E Street Endoscopy, LLC	FL	NIA	West Coast Endoscopy Holdings, LLC	Ownership	51.000	UnitedHealth Group Incorporated	NO	
		00000	95-4660712				Ear Professionals International Corporation	DE	NIA	Specialty Benefits, LLC	Ownership	100.000	UnitedHealth Group Incorporated	NO	
		00000	26-4812422				East Alabama Medical Center HomeCare, LLC	AL	NIA	Alabama Health Care Group, LLC	Ownership	75.000	UnitedHealth Group Incorporated	NO	
		00000	47-2142765				East Arkansas Health Holdings, LLC	AR	NIA	Arkansas Health Care Group, LLC	Ownership	100.000	UnitedHealth Group Incorporated	NO	
		00000	02-0593133				East Brunswick Surgery Center, LLC	NJ	NIA	Endoscopy Center Affiliates, Inc.	Ownership	27.000	UnitedHealth Group Incorporated	NO	
		00000	02-0593133				East Brunswick Surgery Center, LLC	NJ	NIA	ASC Holdings of New Jersey, LLC	Ownership	51.000	UnitedHealth Group Incorporated	NO	
		00000	26-3006590				East Side Endoscopy, L.L.C.	NY	NIA	PE Healthcare Associates, LLC	Ownership	50.926	UnitedHealth Group Incorporated	NO	
		00000	85-2462743				Eastern Georgia Partnership, LLC	GA	NIA	Georgia Health Care Group, L.L.C.	Ownership	75.000	UnitedHealth Group Incorporated	NO	
		00000	83-1326480				EAVF Acquisition Holdings, LLC	PA	NIA	Physicians Endoscopy, L.L.C.	Ownership	100.000	UnitedHealth Group Incorporated	NO	
		00000	46-1730656				ECBC General Partner, LLC	PA	NIA	Virtua-SCA Holdings II, LLC	Ownership	51.000	UnitedHealth Group Incorporated	NO	
		00000	71-0923682				eCode Solutions, LLC	DE	NIA	Surgical Care Affiliates, LLC	Ownership	100.000	UnitedHealth Group Incorporated	NO	
		00000	61-0981240				Edelson and Associates, Inc.	KY	NIA	Refresh Kentucky, LLC	Ownership	100.000	UnitedHealth Group Incorporated	NO	
		00000					Edenbridge Healthcare Limited	GBR	NIA	EMIS Group Limited	Ownership	100.000	UnitedHealth Group Incorporated	NO	
		00000	72-1133426				Egan Health Care Corporation	LA	NIA	Southeast Louisiana HomeCare, L.L.C.	Ownership	100.000	UnitedHealth Group Incorporated	NO	
		00000	72-1437928				Egan Healthcare of Northshore, Inc.	LA	NIA	Southeast Louisiana HomeCare, L.L.C.	Ownership	100.000	UnitedHealth Group Incorporated	NO	
		00000	72-1430044				Egan Healthcare of Plaquemines, Inc.	LA	NIA	Southeast Louisiana HomeCare, L.L.C.	Ownership	100.000	UnitedHealth Group Incorporated	NO	
		00000					Egan Hospice Services of the Northshore, LLC	LA	NIA	Southeast Louisiana HomeCare, L.L.C.	Ownership	100.000	UnitedHealth Group Incorporated	NO	
		00000	26-1101454				Egton Limited	GBR	NIA	EMIS Group Limited	Ownership	100.000	UnitedHealth Group Incorporated	NO	
		00000					Egton Medical Information Systems Limited	GBR	NIA	EMIS Group Limited	Ownership	100.000	UnitedHealth Group Incorporated	NO	
		00000	92-1656532				EH-SCA Holdings, LLC	DE	NIA	SC Affiliates, LLC	Ownership	100.000	UnitedHealth Group Incorporated	NO	
		00000	26-4626302				EI Dorado Home Care Services, LLC	DE	NIA	AFAM Holding Co V, LLC	Ownership	100.000	UnitedHealth Group Incorporated	NO	
		00000	84-1162764				Electronic Network Systems, Inc.	DE	NIA	Optum360 Solutions, LLC	Ownership	100.000	UnitedHealth Group Incorporated	NO	
		00000					Elite Focus Clinic, Inc., a Professional Corporation	CA	NIA	Physician(s) Owned	Influence	0.000	UnitedHealth Group Incorporated	NO	1
		00000	47-3861802				Elite Physical Therapy Services, LLC	AR	NIA	LHC Group, Inc.	Ownership	100.000	UnitedHealth Group Incorporated	NO	
		00000	82-2363578				Elk Valley Health Services, LLC	TN	NIA	Elk Valley Professional Affiliates, Inc.	Ownership	100.000	UnitedHealth Group Incorporated	NO	

41.13

ANNUAL STATEMENT FOR THE YEAR 2023 OF THE Oxford Health Plans (NJ), Inc.

**SCHEDULE Y**  
**PART 1A - DETAIL OF INSURANCE HOLDING COMPANY SYSTEM**

1	2	3	4	5	6	7	8	9	10	11	12	13	14	15	16
Group Code	Group Name	NAIC Company Code	ID Number	Federal RSSD	CIK	Name of Securities Exchange if Publicly Traded (U.S. or International)	Names of Parent, Subsidiaries Or Affiliates	Domi-ciliary Location	Relation-ship to Reporting Entity	Directly Controlled by (Name of Entity/Person)	Type of Control (Ownership, Board, Management, Attorney-in-Fact, Influence, Other)	If Control is Ownership Provide Percentage	Ultimate Controlling Entity(ies)/Person(s)	Is an SCA Filing Re-quired? (Yes/No)	*
		00000	62-1193854				Elk Valley Home Health Care Agency, LLC	..TN.....	.....NIA.....	Elk Valley Professional Affiliates, Inc.	Ownership.....	100.000	UnitedHealth Group Incorporated	.....NO.....	
		00000	62-1193858				Elk Valley Professional Affiliates, Inc.	..TN.....	.....NIA.....	Tennessee Health Care Group, LLC	Ownership.....	100.000	UnitedHealth Group Incorporated	.....NO.....	
		00000	98-1339173				Elual Participações S.A.	..BRA.....	.....NIA.....	Esho - Empresa de Serviços Hospitalares S.A.	Ownership.....	39.990	UnitedHealth Group Incorporated	.....NO.....	
		00000	98-1339173				Elual Participações S.A.	..BRA.....	.....NIA.....	Anil Assistência Médica Internacional S.A.	Ownership.....	60.010	UnitedHealth Group Incorporated	.....NO.....	
		00000					EM Orange Tree LLC	..CA.....	.....NIA.....	EPIC Management Services, LLC	Ownership.....	100.000	UnitedHealth Group Incorporated	.....NO.....	
		00000	62-1502718				Emerald Coast Surgery Center, L.P.	..FL.....	.....NIA.....	SVHS-SCA Emerald Coast JW, LLC	Ownership.....	61.000	UnitedHealth Group Incorporated	.....NO.....	
		00000					EMIS Care Limited	..GBR.....	.....NIA.....	EMIS Group Limited	Ownership.....	100.000	UnitedHealth Group Incorporated	.....NO.....	
		00000					EMIS Group Limited	..GBR.....	.....NIA.....	Bordeaux UK Holdings II Limited	Ownership.....	100.000	UnitedHealth Group Incorporated	.....NO.....	
		00000					EMIS Health Community Pharmacy Limited	..GBR.....	.....NIA.....	EMIS Group Limited	Ownership.....	100.000	UnitedHealth Group Incorporated	.....NO.....	
		00000					EMIS Health India Private Limited	..IND.....	.....NIA.....	Egton Medical Information Systems Limited	Ownership.....	10.000	UnitedHealth Group Incorporated	.....NO.....	
		00000					EMIS Health India Private Limited	..IND.....	.....NIA.....	EMIS Group Limited	Ownership.....	90.000	UnitedHealth Group Incorporated	.....NO.....	
		00000					EMIS Health Limited	..GBR.....	.....NIA.....	EMIS Group Limited	Ownership.....	100.000	UnitedHealth Group Incorporated	.....NO.....	
		00000					EMIS Health Primary Care Limited	..GBR.....	.....NIA.....	EMIS Group Limited	Ownership.....	100.000	UnitedHealth Group Incorporated	.....NO.....	
		00000					EMIS Health Secondary Care Limited	..GBR.....	.....NIA.....	EMIS Group Limited	Ownership.....	100.000	UnitedHealth Group Incorporated	.....NO.....	
		00000					EMIS Health Specialist Care Limited	..GBR.....	.....NIA.....	EMIS Group Limited	Ownership.....	100.000	UnitedHealth Group Incorporated	.....NO.....	
		00000	87-1240516				Emisar Pharma Services LLC	..DE.....	.....NIA.....	Optum Pharma Services Holdings, Inc.	Ownership.....	99.502	UnitedHealth Group Incorporated	.....NO.....	
		00000	33-0181426				Empire Physicians' Medical Group, Inc.	..CA.....	.....NIA.....	Physician(s) Owned	Influence.....	0.000	UnitedHealth Group Incorporated	.....NO.....	1
		00000	26-3388740				Emporia Home Care Services, LLC	..DE.....	.....NIA.....	AFAM Holding Co II, LLC	Ownership.....	100.000	UnitedHealth Group Incorporated	.....NO.....	
		00000					Empremédica S. A.	..PER.....	.....NIA.....	Banmedica S.A.	Ownership.....	100.000	UnitedHealth Group Incorporated	.....NO.....	
		00000	81-3075241				Endo Parent, Inc.	..DE.....	.....NIA.....	Surgical Care Affiliates, LLC	Ownership.....	100.000	UnitedHealth Group Incorporated	.....NO.....	
		00000	77-0317478				Endoscopy Center Affiliates, Inc.	..DE.....	.....NIA.....	National Surgery Centers, LLC	Ownership.....	100.000	UnitedHealth Group Incorporated	.....NO.....	
		00000	84-1693856				Endoscopy Center of Bucks County, LP	..PA.....	.....NIA.....	ECBC General Partner, LLC	Ownership.....	12.000	UnitedHealth Group Incorporated	.....NO.....	
		00000	84-1693856				Endoscopy Center of Bucks County, LP	..PA.....	.....NIA.....	Virtua-SCA Holdings II, LLC	Ownership.....	44.880	UnitedHealth Group Incorporated	.....NO.....	
		00000					Endoscopy Center of Western New York, L.L.C.	..NY.....	.....NIA.....	PE Healthcare Associates, LLC	Ownership.....	39.068	UnitedHealth Group Incorporated	.....NO.....	2
		00000	92-1621245				Englewood Cliffs Surgery Center, LLC	..NJ.....	.....NIA.....	EH-SCA Holdings, LLC	Ownership.....	100.000	UnitedHealth Group Incorporated	.....NO.....	
0707	UnitedHealth Group Incorporated	89087	75-1617708				Enterprise Life Insurance Company	..TX.....	.....IA.....	Freedom Life Insurance Company of America	Ownership.....	100.000	UnitedHealth Group Incorporated	.....NO.....	
		00000					EP Campus I, LLC	..DE.....	.....NIA.....	UnitedHealthcare Insurance Company	Ownership.....	100.000	UnitedHealth Group Incorporated	.....NO.....	
		00000	27-2767291				EPIC Health Plan	..CA.....	.....NIA.....	EPIC Management Services, LLC	Ownership.....	100.000	UnitedHealth Group Incorporated	.....NO.....	
		00000	33-0654147				EPIC Management Services, LLC	..DE.....	.....NIA.....	Collaborative Care Holdings, LLC	Ownership.....	100.000	UnitedHealth Group Incorporated	.....NO.....	
		00000	20-4761361				Episource LLC	..CA.....	.....NIA.....	OptumInsight, Inc.	Ownership.....	100.000	UnitedHealth Group Incorporated	.....NO.....	
		00000	81-0732646				Equian Parent Corp.	..DE.....	.....NIA.....	OptumInsight, Inc.	Ownership.....	100.000	UnitedHealth Group Incorporated	.....NO.....	
		00000	27-0083277				Equian, LLC	..IN.....	.....NIA.....	Equian Parent Corp.	Ownership.....	100.000	UnitedHealth Group Incorporated	.....NO.....	
		00000	81-4973066				eRx Network Holdings, Inc.	..DE.....	.....NIA.....	Change Healthcare Solutions, LLC	Ownership.....	100.000	UnitedHealth Group Incorporated	.....NO.....	
		00000	37-1838630				eRx Network, LLC	..DE.....	.....NIA.....	eRx Network Holdings, Inc.	Ownership.....	100.000	UnitedHealth Group Incorporated	.....NO.....	
		00000					Esho - Empresa de Serviços Hospitalares S.A.	..BRA.....	.....NIA.....	Anil Assistência Médica Internacional S.A.	Ownership.....	99.779	UnitedHealth Group Incorporated	.....NO.....	
		00000	83-2740282				Eugene Center for Anxiety and Stress, LLC	..OR.....	.....NIA.....	Physician(s) Owned	Influence.....	0.000	UnitedHealth Group Incorporated	.....NO.....	1
		00000	90-0624377				Eugene Therapy, LLC	..OR.....	.....NIA.....	Physician(s) Owned	Influence.....	0.000	UnitedHealth Group Incorporated	.....NO.....	1
		00000	72-1587844				Eureka Springs Hospital HomeCare, LLC	..AR.....	.....NIA.....	Arkansas Health Care Group, LLC	Ownership.....	100.000	UnitedHealth Group Incorporated	.....NO.....	
		00000	72-1587845				Eureka Springs Hospital Hospice, LLC	..AR.....	.....NIA.....	Arkansas Health Care Group, LLC	Ownership.....	100.000	UnitedHealth Group Incorporated	.....NO.....	
		00000	81-1070402				Everett MSO, Inc.	..WA.....	.....NIA.....	OptumCare Holdings, LLC	Ownership.....	100.000	UnitedHealth Group Incorporated	.....NO.....	
		00000	81-1625636				Everett Physicians, Inc. P.S.	..WA.....	.....NIA.....	Physician(s) Owned	Influence.....	0.000	UnitedHealth Group Incorporated	.....NO.....	1
		00000	61-1752488				Evolve, LLC	..WI.....	.....NIA.....	Refresh Evolve, LLC	Ownership.....	100.000	UnitedHealth Group Incorporated	.....NO.....	1
		00000	77-0560460				Excel MSO, LLC	..CA.....	.....NIA.....	OptumCare Management, LLC	Ownership.....	100.000	UnitedHealth Group Incorporated	.....NO.....	
		00000	20-0087132				Excelsior Insurance Brokerage, Inc.	..DE.....	.....NIA.....	HealthMarkets Insurance Agency, Inc.	Ownership.....	100.000	UnitedHealth Group Incorporated	.....NO.....	

ANNUAL STATEMENT FOR THE YEAR 2023 OF THE Oxford Health Plans (NJ), Inc.

**SCHEDULE Y**  
**PART 1A - DETAIL OF INSURANCE HOLDING COMPANY SYSTEM**

1	2	3	4	5	6	7	8	9	10	11	12	13	14	15	16
Group Code	Group Name	NAIC Company Code	ID Number	Federal RSSD	CIK	Name of Securities Exchange if Publicly Traded (U.S. or International)	Names of Parent, Subsidiaries Or Affiliates	Domi-ciliary Location	Relation-ship to Reporting Entity	Directly Controlled by (Name of Entity/Person)	Type of Control (Ownership, Board, Management, Attorney-in-Fact, Influence, Other)	If Control is Ownership Provide Percentage	Ultimate Controlling Entity(ies)/Person(s)	Is an SCA Filing Re-quired? (Yes/No)	*
		00000	11-3669765				Executive Health Resources, Inc.	PA	NIA	Optum360 Solutions, LLC UnitedHealthcare Global Medical (UK) Limited	Ownership	100.000	UnitedHealth Group Incorporated	NO	
		00000	98-1259260				Exploration for Mine Clearance LLC Eye Clinic Oftalmologia Clínica Cirúrgica e Diagnóstico Ltda.	IRQ	NIA		Ownership	100.000	UnitedHealth Group Incorporated	NO	
		00000						BRA	NIA	Hospital Alvorada Taguatinga Ltda.	Ownership	100.000	UnitedHealth Group Incorporated	NO	
		00000	27-0927202				Eye Specialists Surgery Centers LLC	IN	NIA	SCA AHN JV Holdings, LLC	Ownership	51.000	UnitedHealth Group Incorporated	NO	
		00000	46-3765364				Fairhaven Holdings, LLC	TN	NIA	Refresh Mental Health, Inc.	Ownership	100.000	UnitedHealth Group Incorporated	NO	
		00000	83-0693501				Fairhaven Real Estate, LLC Family Counseling Associates of Salem Andover LLC	TN	NIA	Refresh Mental Health, Inc.	Ownership	100.000	UnitedHealth Group Incorporated	NO	
		00000	27-0820363				Family Health Care Services	NH	NIA	Physician(s) Owned	Influence	0.000	UnitedHealth Group Incorporated	NO	1
		00000	88-0223385				Family Home Hospice, Inc.	NV	NIA	Sierra Health Services, Inc.	Ownership	100.000	UnitedHealth Group Incorporated	NO	
		00000	88-0257036				Fayette Medical Center HomeCare, LLC	NV	NIA	Sierra Health Services, Inc.	Ownership	100.000	UnitedHealth Group Incorporated	NO	
		00000	26-3598263				Feliciana Physical Therapy Services, LLC	AL	NIA	Alabama Health Care Group, LLC	Ownership	67.000	UnitedHealth Group Incorporated	NO	
		00000	82-2392933				Ferrell Physician Services, P.C.	LA	NIA	LHC Group, Inc.	Ownership	100.000	UnitedHealth Group Incorporated	NO	
		00000	87-4007730				First Coast Orthopedic Center, LLC	NY	NIA	Physician(s) Owned	Influence	0.000	UnitedHealth Group Incorporated	NO	1
		00000	82-2929226				First Family Insurance, LLC	FL	NIA	ASV-HOPCo-SCA Florida, LLC	Ownership	54.328	UnitedHealth Group Incorporated	NO	2
		00000	85-2966587				First Hill Surgery Center, LLC	DE	NIA	Golden Rule Financial Corporation	Ownership	100.000	UnitedHealth Group Incorporated	NO	
		00000	47-2066485				First Risk Advisors, Inc.	WA	NIA	Physician(s) Owned	Influence	0.000	UnitedHealth Group Incorporated	NO	1
		00000	23-2849332				First Step Services, PLLC	PA	NIA	UHC Holdings, Inc.	Ownership	100.000	UnitedHealth Group Incorporated	NO	
		00000	51-0484581				FirstCall Health Services, Inc.	NC	NIA	Physician(s) Owned	Influence	0.000	UnitedHealth Group Incorporated	NO	1
		00000	52-1456623				Flagstaff Family Physicians, PLLC	MD	NIA	HomeCall, LLC	Ownership	100.000	UnitedHealth Group Incorporated	NO	
		00000	86-0959327				Florence Home Care Services, LLC	AZ	NIA	Physician United PLLC	Ownership	100.000	UnitedHealth Group Incorporated	NO	1
		00000	26-3376655				Florence Surgery Center, L.P.	DE	NIA	AFAM Holding Co, LLC	Ownership	100.000	UnitedHealth Group Incorporated	NO	
		00000	62-1551098				Florence Visiting Nurses Service, Inc.	TN	NIA	SCA-Florence, LLC	Ownership	15.000	UnitedHealth Group Incorporated	NO	2
		00000	57-0876491				Florida Physical Therapy Services of Fort Myers, LLC	SC	NIA	Atlantic Homecare, Inc.	Ownership	100.000	UnitedHealth Group Incorporated	NO	
		00000	86-3177130				Florida Physical Therapy Services of Gainesville, LLC	FL	NIA	LHC Health Care Group of Florida, LLC	Ownership	100.000	UnitedHealth Group Incorporated	NO	
		00000	86-1936043				Florida Physical Therapy Services of Miramar, LLC	FL	NIA	LHC Health Care Group of Florida, LLC	Ownership	100.000	UnitedHealth Group Incorporated	NO	
		00000	85-2890611				Florida Physical Therapy Services of Ocala, LLC	FL	NIA	LHC Health Care Group of Florida, LLC	Ownership	100.000	UnitedHealth Group Incorporated	NO	
		00000	88-2854101				Florida Physical Therapy Services of Orlando, LLC	FL	NIA	LHC Health Care Group of Florida, LLC	Ownership	100.000	UnitedHealth Group Incorporated	NO	
		00000	87-2819939				Florida Physical Therapy Services of Ormond Beach, LLC	FL	NIA	LHC Health Care Group of Florida, LLC	Ownership	100.000	UnitedHealth Group Incorporated	NO	
		00000	87-2820055				Florida Physical Therapy Services of Panama City, LLC	FL	NIA	LHC Health Care Group of Florida, LLC	Ownership	100.000	UnitedHealth Group Incorporated	NO	
		00000	85-2890874				Florida Physical Therapy Services of Pensacola, LLC	FL	NIA	LHC Health Care Group of Florida, LLC	Ownership	100.000	UnitedHealth Group Incorporated	NO	
		00000	38-4077716				Florida Physical Therapy Services of Sarasota I, LLC	FL	NIA	LHCG XIX, LLC	Ownership	100.000	UnitedHealth Group Incorporated	NO	
		00000	85-4184074				Florida Physical Therapy Services of Sarasota, LLC	FL	NIA	LHC Health Care Group of Florida, LLC	Ownership	100.000	UnitedHealth Group Incorporated	NO	
		00000	85-3733455				Florida Physical Therapy Services of Sun City, LLC	FL	NIA	LHC Health Care Group of Florida, LLC	Ownership	100.000	UnitedHealth Group Incorporated	NO	
		00000	88-2870661				Floyd HomeCare, LLC	FL	NIA	LHC Health Care Group of Florida, LLC	Ownership	100.000	UnitedHealth Group Incorporated	NO	
		00000	37-1533134				FMG Holdings, LLC	GA	NIA	Georgia Health Care Group, L.L.C.	Ownership	100.000	UnitedHealth Group Incorporated	NO	
		00000	35-2456267				FMG Holdings, LLC	DE	NIA	UnitedHealth Group Incorporated	Ownership	98.704	UnitedHealth Group Incorporated	NO	
		00000	35-2456267				FMG Holdings, LLC	DE	NIA	Hygeia Corporation	Ownership	1.296	UnitedHealth Group Incorporated	NO	
		00000					Footman-Walker Associates Limited	GBR	NIA	Egton Medical Information Systems Limited	Ownership	100.000	UnitedHealth Group Incorporated	NO	



ANNUAL STATEMENT FOR THE YEAR 2023 OF THE Oxford Health Plans (NJ), Inc.

**SCHEDULE Y**  
**PART 1A - DETAIL OF INSURANCE HOLDING COMPANY SYSTEM**

1	2	3	4	5	6	7	8	9	10	11	12	13	14	15	16
Group Code	Group Name	NAIC Company Code	ID Number	Federal RSSD	CIK	Name of Securities Exchange if Publicly Traded (U.S. or International)	Names of Parent, Subsidiaries Or Affiliates	Domi-ciliary Location	Relation-ship to Reporting Entity	Directly Controlled by (Name of Entity/Person)	Type of Control (Ownership, Board, Management, Attorney-in-Fact, Influence, Other)	If Control is Ownership Provide Percentage	Ultimate Controlling Entity(ies)/Person(s)	Is an SCA Filing Re-quired? (Yes/No)	*
		00000	86-0908902				For Health of Arizona, Inc.	AZ	NIA	For Health, Inc.	Ownership	100.000	UnitedHealth Group Incorporated	NO	
		00000	33-0766617				For Health, Inc.	DE	NIA	Inspiris, Inc.	Ownership	100.000	UnitedHealth Group Incorporated	NO	
		00000	20-4408510				Fort Payne Home Care, LLC	AL	NIA	AFAM Holding Co, LLC	Ownership	100.000	UnitedHealth Group Incorporated	NO	
		00000	27-1014059				Fort Smith HMA Home Health, LLC	AR	NIA	AFAM Holding Co, LLC	Ownership	100.000	UnitedHealth Group Incorporated	NO	
		00000	77-0368346				Fort Worth Endoscopy Centers, LLC	TX	NIA	Surgical Care Affiliates, LLC	Influence	0.000	UnitedHealth Group Incorporated	NO	
		00000	20-4647560				Foundation Surgery Affiliate General of Huntingdon Valley, LLC	OK	NIA	Virtua-SCA Holdings II, LLC	Ownership	61.639	UnitedHealth Group Incorporated	NO	2
		00000	68-0499459				Foundation Surgery Affiliate of Huntingdon Valley, L.P.	OK	NIA	Virtua-SCA Holdings II, LLC	Ownership	61.060	UnitedHealth Group Incorporated	NO	2
		00000	68-0499459				Foundation Surgery Affiliate of Huntingdon Valley, L.P.	OK	NIA	Foundation Surgery Affiliate General of Huntingdon Valley, LLC	Ownership	1.043	UnitedHealth Group Incorporated	NO	2
		00000	26-3388787				FourteenFish Limited	GBR	NIA	EMIS Group Limited	Ownership	100.000	UnitedHealth Group Incorporated	NO	
		00000	20-3412606				Franklin Home Care Services, LLC	DE	NIA	AFAM Holding Co II, LLC	Ownership	100.000	UnitedHealth Group Incorporated	NO	
		00000	02-0348012				Franklin Surgical Center LLC	NJ	NIA	SCA-Franklin, LLC	Ownership	51.327	UnitedHealth Group Incorporated	NO	
		00000	61-1096685				Freedom Data Systems, Inc.	NH	NIA	eRx Network, LLC	Ownership	100.000	UnitedHealth Group Incorporated	NO	
0707	UnitedHealth Group Incorporated	62324	61-1096685				Freedom Life Insurance Company of America	TX	IA	USHEALTH Group, Inc.	Ownership	100.000	UnitedHealth Group Incorporated	NO	
		00000	82-3453993				Freeway Surgicenter of Houston, LLC	TX	NIA	SCA-Freeway Holdings, LLC	Ownership	59.322	UnitedHealth Group Incorporated	NO	
		00000	45-1476594				Frontier Healthcare Billing Services LLC	NY	NIA	Physicians Endoscopy, L.L.C.	Ownership	100.000	UnitedHealth Group Incorporated	NO	
		00000	27-4101347				Frontier Healthcare Management Services, LLC	NY	NIA	Physicians Endoscopy, L.L.C.	Ownership	100.000	UnitedHealth Group Incorporated	NO	
		00000	98-1172769				Frontier Medex Tanzania Limited	TZA	NIA	UnitedHealthcare Global Medical (UK) Limited	Ownership	99.000	UnitedHealth Group Incorporated	NO	
		00000	98-1147103				FrontierMEDEX Kenya Limited	KEN	NIA	UnitedHealthcare International I B.V. UnitedHealthcare Global Medical (UK) Limited	Ownership	0.100	UnitedHealth Group Incorporated	NO	
		00000	98-1147103				FrontierMEDEX Kenya Limited	KEN	NIA	Limited	Ownership	99.900	UnitedHealth Group Incorporated	NO	
		00000	33-1219808				FrontierMEDEX US, Inc.	DE	NIA	UnitedHealth Group Incorporated	Ownership	75.387	UnitedHealth Group Incorporated	NO	
		00000	33-1219808				FrontierMEDEX US, Inc.	DE	NIA	FMG Holdings, LLC	Ownership	24.613	UnitedHealth Group Incorporated	NO	
		00000	52-2230470				FrontierMEDEX, Inc.	IN	NIA	FrontierMEDEX US, Inc.	Ownership	100.000	UnitedHealth Group Incorporated	NO	
		00000	26-3385091				Fulton Home Care Services, LLC	DE	NIA	AFAM Holding Co, LLC	Ownership	100.000	UnitedHealth Group Incorporated	NO	
		00000	93-4000409				Fundación Barmédica	CHL	NIA	Barmédica S.A.	Ownership	100.000	UnitedHealth Group Incorporated	NO	
		00000	26-3375349				FVO-SCA Kendall Pointe JV, LLC	DE	NIA	SCA-Kendall Pointe, LLC	Ownership	51.000	UnitedHealth Group Incorporated	NO	
		00000	63-0833765				Gadsden Home Care Services, LLC	DE	NIA	AF-CH-HH, LLC	Ownership	100.000	UnitedHealth Group Incorporated	NO	
		00000	20-4828017				Gadsden Surgery Center, LLC	DE	NIA	SC Affiliates, LLC	Ownership	100.000	UnitedHealth Group Incorporated	NO	
		00000	20-4828017				Galesburg Home Care, LLC	DE	NIA	AFAM Holding Co, LLC	Ownership	99.000	UnitedHealth Group Incorporated	NO	
		00000	20-4828017				Galesburg Home Care, LLC	DE	NIA	Illinois Home Care Holdings, LLC	Ownership	1.000	UnitedHealth Group Incorporated	NO	
		00000	20-0146314				Gamma Acquisition Inc.	DE	NIA	Lifeline Home Health Care of Hopkinsville, LLC	Ownership	100.000	UnitedHealth Group Incorporated	NO	
		00000	27-0556097				GANJ GI Management, LLC	NJ	NIA	GI Ventures, LLC	Ownership	51.000	UnitedHealth Group Incorporated	NO	
		00000	47-3851949				Genoa Healthcare LLC	PA	NIA	Specialized Pharmaceuticals, Inc.	Ownership	100.000	UnitedHealth Group Incorporated	NO	
		00000	20-5009764				Genoa Healthcare, Inc.	DE	NIA	OptumRx Holdings, LLC	Ownership	100.000	UnitedHealth Group Incorporated	NO	
		00000	45-3010132				Genoa of Arkansas, LLC	AR	NIA	Genoa Healthcare LLC	Ownership	100.000	UnitedHealth Group Incorporated	NO	
		00000	81-4703295				Genoa Telesychiatry, Inc.	DE	NIA	Genoa Healthcare LLC	Ownership	100.000	UnitedHealth Group Incorporated	NO	
		00000	04-3826206				Genoa, QoL Wholesale, LLC	DE	NIA	Genoa Healthcare LLC	Ownership	100.000	UnitedHealth Group Incorporated	NO	
		00000	38-3749123				Georgia Health Care Group, L.L.C.	GA	NIA	LHC Group, Inc.	Ownership	100.000	UnitedHealth Group Incorporated	NO	
		00000	62-1160679				Georgia HomeCare of Harris, LLC	GA	NIA	Georgia Health Care Group, L.L.C.	Ownership	100.000	UnitedHealth Group Incorporated	NO	
		00000	37-0920164				Gericare, LLC	TN	NIA	Elk Valley Professional Affiliates, Inc.	Ownership	100.000	UnitedHealth Group Incorporated	NO	
		00000	65-1025514				gethealthinsurance.com Agency Inc.	IN	NIA	Golden Rule Financial Corporation	Ownership	100.000	UnitedHealth Group Incorporated	NO	
		00000	65-1025514				Gladiolus Surgery Center, L.L.C.	FL	NIA	SC Affiliates, LLC	Ownership	2.942	UnitedHealth Group Incorporated	NO	
		00000	65-1025514				Gladiolus Surgery Center, L.L.C.	FL	NIA	SCA-Gladiolus, LLC	Ownership	50.789	UnitedHealth Group Incorporated	NO	
		00000	47-3495605				GLBESC, LLC	DE	NIA	Beach Surgical Holdings LLC	Ownership	52.270	UnitedHealth Group Incorporated	NO	2

ANNUAL STATEMENT FOR THE YEAR 2023 OF THE Oxford Health Plans (NJ), Inc.

**SCHEDULE Y**  
**PART 1A - DETAIL OF INSURANCE HOLDING COMPANY SYSTEM**

1	2	3	4	5	6	7	8	9	10	11	12	13	14	15	16
Group Code	Group Name	NAIC Company Code	ID Number	Federal RSSD	CIK	Name of Securities Exchange if Publicly Traded (U.S. or International)	Names of Parent, Subsidiaries Or Affiliates	Domi-ciliary Location	Relation-ship to Reporting Entity	Directly Controlled by (Name of Entity/Person)	Type of Control (Ownership, Board, Management, Attorney-in-Fact, Influence, Other)	If Control is Ownership Provide Percentage	Ultimate Controlling Entity(ies)/Person(s)	Is an SCA Filing Re-quired? (Yes/No)	*
		00000	33-0595220				Glenwood Surgical Center, L.P.	CA	NIA	SCA-Glenwood Holdings, LLC	Ownership	56.730	UnitedHealth Group Incorporated	NO	
		00000	33-0595220				Glenwood Surgical Center, L.P.	CA	NIA	Glenwood-SC, Inc.	Ownership	19.295	UnitedHealth Group Incorporated	NO	
		00000	62-1601450				Glenwood-SC, Inc.	TN	NIA	SC Affiliates, LLC	Ownership	100.000	UnitedHealth Group Incorporated	NO	
		00000	27-3337336				Global One Ventures, LLC	CA	NIA	SCA Global One Holdings, LLC	Ownership	100.000	UnitedHealth Group Incorporated	NO	
		00000					Global Traveler Organization (Cayman) SPC Limited	CYM	NIA	PGH Global (Cayman) Limited	Ownership	100.000	UnitedHealth Group Incorporated	NO	
		00000	20-3420886				Golden Outlook, Inc.	CA	NIA	Golden Rule Financial Corporation	Ownership	100.000	UnitedHealth Group Incorporated	NO	
		00000	37-0855360				Golden Rule Financial Corporation	DE	NIA	UnitedHealth Group Incorporated	Ownership	100.000	UnitedHealth Group Incorporated	NO	
0707	UnitedHealth Group Incorporated	62286	37-6028756	3057283			Golden Rule Insurance Company	IN	IA	Golden Rule Financial Corporation	Ownership	100.000	UnitedHealth Group Incorporated	NO	
		00000	33-0529450				Golden Triangle Surgicenter, L.P.	CA	NIA	Surgery Centers-West Holdings, LLC	Ownership	51.000	UnitedHealth Group Incorporated	NO	
		00000	95-3969271				Good Samaritan Medical Practice Association, Inc., A Medical Group	CA	NIA	HealthCare Partners Associates Medical Group, P.C.	Ownership	100.000	UnitedHealth Group Incorporated	NO	1
		00000	20-3301932				Grace Hospice, LLC	GA	NIA	Halcyon Healthcare, LLC	Ownership	100.000	UnitedHealth Group Incorporated	NO	
		00000	26-3376889				Granite City Home Care Services, LLC	DE	NIA	Illinois Home Care Holdings, LLC	Ownership	1.000	UnitedHealth Group Incorporated	NO	
		00000	26-3376889				Granite City Home Care Services, LLC	DE	NIA	AFAM Holding Co, LLC	Ownership	99.000	UnitedHealth Group Incorporated	NO	
		00000	26-2578433				Grant Memorial HomeCare and Hospice, LLC	WV	NIA	West Virginia Health Care Group, LLC	Ownership	67.000	UnitedHealth Group Incorporated	NO	
		00000	93-1237063				Grants Pass Surgery Center, LLC	OR	NIA	SCA-Grants Pass, LLC	Ownership	51.000	UnitedHealth Group Incorporated	NO	
		00000	27-2337725				Greater Phoenix Collaborative Care, P.C.	AZ	NIA	Physician(s) Owned	Influence	0.000	UnitedHealth Group Incorporated	NO	1
		00000	36-4053840				Greensboro Specialty Surgery Center, LLC	NC	NIA	NSC Greensboro West, LLC	Ownership	50.100	UnitedHealth Group Incorporated	NO	2
		00000	74-2411643				Greenville Surgery Center, LLC	TX	NIA	Surgical Care Affiliates, LLC	Influence	0.000	UnitedHealth Group Incorporated	NO	
		00000	85-3346468				Greenway Surgical Suites, LLC	MN	NIA	SCA Greenway Holdings, LLC	Ownership	52.766	UnitedHealth Group Incorporated	NO	2
		00000	01-0619096				Grove Place Surgery Center, L.L.C.	FL	NIA	SCA-Grove Place, LLC	Ownership	51.000	UnitedHealth Group Incorporated	NO	
		00000	16-1727633				GSHS Home Health, LLC	TX	NIA	Southwest Post-Acute Care Partnership, LLC	Ownership	100.000	UnitedHealth Group Incorporated	NO	
		00000	47-3071064				Guilford Surgery Center, LLC	CT	NIA	SCA Guilford Holdings II, LLC	Ownership	49.000	UnitedHealth Group Incorporated	NO	2
		00000	20-4276139				Gulf Homecare, Inc.	AL	NIA	Infirmiry Home Health Agency, Inc.	Ownership	100.000	UnitedHealth Group Incorporated	NO	
		00000	27-3237563				Gunn Behavioral Care of California, P.C.	CA	NIA	Gunn Behavioral Holdco, P.C.	Ownership	100.000	UnitedHealth Group Incorporated	NO	1
		00000	92-3292446				Gunn Behavioral Holdco, P.C.	CA	NIA	Physician(s) Owned	Influence	0.000	UnitedHealth Group Incorporated	NO	1
		00000	26-1227494				H.I. Investments Holding Company, LLC	DE	NIA	Health Inventures, LLC	Ownership	100.000	UnitedHealth Group Incorporated	NO	
		00000	AA-3770473				H&W Indemnity (SPC), Ltd.	CYM	NIA	UnitedHealth Group Incorporated	Ownership	100.000	UnitedHealth Group Incorporated	NO	
		00000	27-4237248				Halcyon Healthcare, LLC	DE	NIA	Georgia Health Care Group, L.L.C.	Ownership	100.000	UnitedHealth Group Incorporated	NO	
		00000	27-0380864				Halcyon Hospice of Aiken, LLC	FL	NIA	Halcyon Healthcare, LLC	Ownership	100.000	UnitedHealth Group Incorporated	NO	
0707	UnitedHealth Group Incorporated	79480	35-1279304				Harken Health Insurance Company	WI	IA	UnitedHealthcare, Inc.	Ownership	100.000	UnitedHealth Group Incorporated	NO	
		00000	26-3234725				Harrison Endo Surgical Center, LLC	NJ	NIA	Virtua-SCA Holdings, LLC	Ownership	55.000	UnitedHealth Group Incorporated	NO	2
		00000	26-3376723				Hattiesburg Home Care Services, LLC	DE	NIA	AF-CH-HH, LLC	Ownership	100.000	UnitedHealth Group Incorporated	NO	
		00000	58-2065044				Hawthorn Place Outpatient Surgery Center, L.P.	GA	NIA	SHC Hawthorn, Inc.	Ownership	20.000	UnitedHealth Group Incorporated	NO	2
		00000	85-2037257				Hays JV Partners, LLC	TX	NIA	SCA Hays Holdings, LLC	Ownership	31.373	UnitedHealth Group Incorporated	NO	2
		00000	27-4579547				Hays Surgery Center, LLC	TX	NIA	SCA Hays Holdings, LLC	Ownership	19.000	UnitedHealth Group Incorporated	NO	
		00000	27-4579547				Hays Surgery Center, LLC	TX	NIA	Hays JV Partners, LLC	Ownership	51.000	UnitedHealth Group Incorporated	NO	
		00000	81-2378903				HCAT Acquisition Inc.	DE	NIA	WellMed Medical Management, Inc.	Ownership	100.000	UnitedHealth Group Incorporated	NO	
		00000	27-0549481				hCentive, Inc.	DE	NIA	Optum Government Solutions, Inc.	Ownership	100.000	UnitedHealth Group Incorporated	NO	
		00000	13-4143595				HCI Acquisition Corp.	NY	NIA	Change Healthcare Solutions, LLC	Ownership	100.000	UnitedHealth Group Incorporated	NO	
		00000	45-3007213				HCP ACO California, LLC	CA	NIA	OptumCare Management, LLC	Ownership	100.000	UnitedHealth Group Incorporated	NO	
		00000	87-0862570				Health at Home - Seattle Metro, LLC	DE	NIA	Health at Home Holdings - Seattle Metro, LLC	Ownership	100.000	UnitedHealth Group Incorporated	NO	
		00000	86-4004991				Health at Home - Sonoma, LLC	DE	NIA	Health at Home Holdings - Sonoma, LLC	Ownership	100.000	UnitedHealth Group Incorporated	NO	
		00000	87-1045915				Health at Home Holdings - Alabama, LLC	DE	NIA	Health at Home Holdings, LLC	Ownership	100.000	UnitedHealth Group Incorporated	NO	
		00000	87-1045845				Health at Home Holdings - Albuquerque, LLC	DE	NIA	Health at Home Holdings, LLC	Ownership	100.000	UnitedHealth Group Incorporated	NO	
		00000	87-1284003				Health at Home Holdings - Arizona, LLC	DE	NIA	Health at Home Holdings, LLC	Ownership	100.000	UnitedHealth Group Incorporated	NO	

ANNUAL STATEMENT FOR THE YEAR 2023 OF THE Oxford Health Plans (NJ), Inc.

**SCHEDULE Y**  
**PART 1A - DETAIL OF INSURANCE HOLDING COMPANY SYSTEM**

1	2	3	4	5	6	7	8	9	10	11	12	13	14	15	16
Group Code	Group Name	NAIC Company Code	ID Number	Federal RSSD	CIK	Name of Securities Exchange if Publicly Traded (U.S. or International)	Names of Parent, Subsidiaries Or Affiliates	Domiciliary Location	Relationship to Reporting Entity	Directly Controlled by (Name of Entity/Person)	Type of Control (Ownership, Board, Management, Attorney-in-Fact, Influence, Other)	If Control is Ownership Provide Percentage	Ultimate Controlling Entity(ies)/Person(s)	Is an SCA Filing Required? (Yes/No)	*
		00000	87-1166127				Health at Home Holdings - Boston, LLC	DE	NIA	Health at Home Holdings, LLC	Ownership	100.000	UnitedHealth Group Incorporated	NO	
		00000	87-1136405				Health at Home Holdings - Charlotte, LLC	DE	NIA	Health at Home Holdings, LLC	Ownership	100.000	UnitedHealth Group Incorporated	NO	
		00000	87-1095513				Health at Home Holdings - Chicago, LLC	DE	NIA	Health at Home Holdings, LLC	Ownership	100.000	UnitedHealth Group Incorporated	NO	
		00000	87-1107918				Health at Home Holdings - Detroit, LLC	DE	NIA	Health at Home Holdings, LLC	Ownership	100.000	UnitedHealth Group Incorporated	NO	
		00000	87-1166046				Health at Home Holdings - Durham, LLC	DE	NIA	Health at Home Holdings, LLC	Ownership	100.000	UnitedHealth Group Incorporated	NO	
		00000	87-1136266				Health at Home Holdings - Edmond, LLC	DE	NIA	Health at Home Holdings, LLC	Ownership	100.000	UnitedHealth Group Incorporated	NO	
		00000	87-1165951				Health at Home Holdings - High Point, LLC	DE	NIA	Health at Home Holdings, LLC	Ownership	100.000	UnitedHealth Group Incorporated	NO	
		00000	87-1081217				Health at Home Holdings - Indianapolis, LLC	DE	NIA	Health at Home Holdings, LLC	Ownership	100.000	UnitedHealth Group Incorporated	NO	
		00000	87-1189068				Health at Home Holdings - Ohio, LLC	DE	NIA	Health at Home Holdings, LLC	Ownership	100.000	UnitedHealth Group Incorporated	NO	
		00000	87-1108256				Health at Home Holdings - Philadelphia, LLC	DE	NIA	Health at Home Holdings, LLC	Ownership	100.000	UnitedHealth Group Incorporated	NO	
		00000	87-1108061				Health at Home Holdings - Portland, LLC	DE	NIA	Health at Home Holdings, LLC	Ownership	100.000	UnitedHealth Group Incorporated	NO	
							Health at Home Holdings - Seattle Metro, LLC								
		00000	87-1043804					DE	NIA	Health at Home Holdings, LLC	Ownership	100.000	UnitedHealth Group Incorporated	NO	
		00000	87-0915049				Health at Home Holdings - Sonoma, LLC	DE	NIA	Health at Home Holdings, LLC	Ownership	100.000	UnitedHealth Group Incorporated	NO	
		00000	87-0915245				Health at Home Holdings - St. Louis, LLC	DE	NIA	Health at Home Holdings, LLC	Ownership	100.000	UnitedHealth Group Incorporated	NO	
		00000	87-1136169				Health at Home Holdings - Tulsa, LLC	DE	NIA	Health at Home Holdings, LLC	Ownership	100.000	UnitedHealth Group Incorporated	NO	
		00000	87-0934507				Health at Home Holdings, LLC	DE	NIA	Tennessee Health Care Group, LLC	Ownership	100.000	UnitedHealth Group Incorporated	NO	
		00000	87-0835646				Health at Home Hospice - Chicago, LLC	DE	NIA	Health at Home Holdings, LLC	Ownership	100.000	UnitedHealth Group Incorporated	NO	
		00000	87-0999405				Health at Home Hospice - Cleveland, LLC	DE	NIA	Health at Home Holdings, LLC	Ownership	100.000	UnitedHealth Group Incorporated	NO	
		00000	87-0999298				Health at Home Hospice - Columbus, LLC	DE	NIA	Health at Home Holdings, LLC	Ownership	100.000	UnitedHealth Group Incorporated	NO	
		00000	87-0967261				Health at Home Hospice - Dayton, LLC	DE	NIA	Health at Home Holdings, LLC	Ownership	100.000	UnitedHealth Group Incorporated	NO	
		00000	80-2691389				Health at Home Hospice - Detroit, LLC	DE	NIA	Health at Home Holdings, LLC	Ownership	100.000	UnitedHealth Group Incorporated	NO	
		00000	87-0862398				Health at Home Hospice - Indianapolis, LLC	DE	NIA	Health at Home Holdings, LLC	Ownership	100.000	UnitedHealth Group Incorporated	NO	
		00000	87-0835290				Health at Home Hospice - Minnesota, LLC	DE	NIA	Health at Home Holdings, LLC	Ownership	100.000	UnitedHealth Group Incorporated	NO	
		00000	87-0862211				Health at Home Hospice - Phoenix, LLC	DE	NIA	Health at Home Holdings, LLC	Ownership	100.000	UnitedHealth Group Incorporated	NO	
		00000	87-0835486				Health at Home Hospice - Portland, LLC	DE	NIA	Health at Home Holdings, LLC	Ownership	100.000	UnitedHealth Group Incorporated	NO	
		00000	86-4005194				Health at Home Hospice - Sacramento, LLC	DE	NIA	Health at Home Holdings, LLC	Ownership	100.000	UnitedHealth Group Incorporated	NO	
		00000	87-1080305				Health at Home Therapy - Atlanta, LLC	DE	NIA	Health at Home Holdings, LLC	Ownership	100.000	UnitedHealth Group Incorporated	NO	
		00000	87-0999492				Health at Home Therapy - Greenville, LLC	DE	NIA	Health at Home Holdings, LLC	Ownership	100.000	UnitedHealth Group Incorporated	NO	
		00000	87-0967144				Health at Home Therapy - Knoxville, LLC	DE	NIA	Health at Home Holdings, LLC	Ownership	100.000	UnitedHealth Group Incorporated	NO	
		00000	87-0934773				Health at Home Therapy - New Jersey, LLC	DE	NIA	Health at Home Holdings, LLC	Ownership	100.000	UnitedHealth Group Incorporated	NO	
		00000	33-0673883				Health Care-ONE Insurance Agency, Inc.	CA	NIA	USHEALTH Advisors, LLC	Ownership	50.000	UnitedHealth Group Incorporated	NO	
		00000	20-5944768				Health Inventures Employment Solutions, LLC	DE	NIA	Health Inventures, LLC	Ownership	100.000	UnitedHealth Group Incorporated	NO	
		00000	04-3723090				Health Inventures, LLC	DE	NIA	SC Affiliates, LLC	Ownership	100.000	UnitedHealth Group Incorporated	NO	
		00000	87-2744517				Health Payroll Services, LLC	DE	NIA	RVO Health, LLC	Ownership	100.000	UnitedHealth Group Incorporated	NO	
0707	UnitedHealth Group Incorporated	96342	88-0201035				Health Plan of Nevada, Inc.	NV	IA	Sierra Health Services, Inc.	Ownership	100.000	UnitedHealth Group Incorporated	NO	
		00000	75-2674367				Healthcare Associates of Irving PLLC	TX	NIA	USMD Affiliated Services	Ownership	100.000	UnitedHealth Group Incorporated	NO	
		00000	81-0760425				Healthcare Associates of Texas LLC	DE	NIA	HCAAT Acquisition Inc.	Ownership	100.000	UnitedHealth Group Incorporated	NO	
		00000					Healthcare Gateway Limited	GBR	NIA	Egton Medical Information Systems Limited	Ownership	100.000	UnitedHealth Group Incorporated	NO	
							HealthCare Partners Affiliates Medical Group			HealthCare Partners Associates Medical Group, P.C.					
		00000	95-4526112					CA	NIA		Ownership	95.000	UnitedHealth Group Incorporated	NO	1
		00000	26-4247365				HealthCare Partners ASC-HB, LLC	CA	NIA	Talbert Medical Group, P.C.	Ownership	100.000	UnitedHealth Group Incorporated	NO	1
		00000	95-4628842				HealthCare Partners ASC-LB, LLC	CA	NIA	OptumCare Management, LLC	Ownership	99.000	UnitedHealth Group Incorporated	NO	
										HealthCare Partners Associates Medical Group, P.C.					
		00000	95-4628842				HealthCare Partners ASC-LB, LLC	CA	NIA		Ownership	1.000	UnitedHealth Group Incorporated	NO	
							HealthCare Partners Associates Medical Group, P.C.								
		00000	45-5273760				HealthCare Partners Management Services	CA	NIA	Physician(s) Owned	Influence	0.000	UnitedHealth Group Incorporated	NO	1
		00000	47-5274363				California, LLC	DE	NIA	OptumCare Management, LLC	Ownership	100.000	UnitedHealth Group Incorporated	NO	
		00000	95-4340584				HealthCare Partners Medical Group, P.C.	CA	NIA	Physician(s) Owned	Influence	0.000	UnitedHealth Group Incorporated	NO	1

ANNUAL STATEMENT FOR THE YEAR 2023 OF THE Oxford Health Plans (NJ), Inc.

**SCHEDULE Y**  
**PART 1A - DETAIL OF INSURANCE HOLDING COMPANY SYSTEM**

1	2	3	4	5	6	7	8	9	10	11	12	13	14	15	16
Group Code	Group Name	NAIC Company Code	ID Number	Federal RSSD	CIK	Name of Securities Exchange if Publicly Traded (U.S. or International)	Names of Parent, Subsidiaries Or Affiliates	Domiciliary Location	Relationship to Reporting Entity	Directly Controlled by (Name of Entity/Person)	Type of Control (Ownership, Board, Management, Attorney-in-Fact, Influence, Other)	If Control is Ownership Provide Percentage	Ultimate Controlling Entity(ies)/Person(s)	Is an SCA Filing Required? (Yes/No)	*
		00000	81-1080535				HealthCare Partners RE, LLC	DE	NIA	OptumCare Holdings, LLC	Ownership	100.000	UnitedHealth Group Incorporated	NO	
		00000	77-0693060				Healthcare Solutions, Inc.	DE	NIA	OptumRx Administrative Services, LLC	Ownership	100.000	UnitedHealth Group Incorporated	NO	
		00000	20-3349887				HealthEast Surgery Center-Maplewood, LLC	MN	NIA	H.I. Investments Holding Company, LLC	Ownership	25.036	UnitedHealth Group Incorporated	NO	2
		00000					Healthgrades Marketplace, LLC	DE	NIA	RVO Health, LLC	Ownership	100.000	UnitedHealth Group Incorporated	NO	
		00000					Healthline Group, LLC	DE	NIA	RVO Health, LLC	Ownership	100.000	UnitedHealth Group Incorporated	NO	
		00000					Healthline Holdings, LLC	DE	NIA	RVO Health, LLC	Ownership	100.000	UnitedHealth Group Incorporated	NO	
		00000	81-0872829				Healthline Intermediate Holdings, LLC	DE	NIA	Healthline Holdings, LLC	Ownership	100.000	UnitedHealth Group Incorporated	NO	
		00000					Healthline Media UK Limited	GBR	NIA	Healthline UK Holdings Limited	Ownership	100.000	UnitedHealth Group Incorporated	NO	
		00000	47-2618465				Healthline Media, LLC	DE	NIA	Healthline Intermediate Holdings, LLC	Ownership	100.000	UnitedHealth Group Incorporated	NO	
		00000					Healthline UK Holdings Limited	GBR	NIA	Healthline Media, LLC	Ownership	100.000	UnitedHealth Group Incorporated	NO	
		00000	47-2570595				HealthMarkets Group, Inc.	DE	NIA	HealthMarkets, LLC	Ownership	100.000	UnitedHealth Group Incorporated	NO	
		00000	27-0277771				HealthMarkets Insurance Agency, Inc.	DE	NIA	HealthMarkets Group, Inc.	Ownership	100.000	UnitedHealth Group Incorporated	NO	
		00000	46-1131431				HealthMarkets Services, Inc.	DE	NIA	HealthMarkets Group, Inc.	Ownership	100.000	UnitedHealth Group Incorporated	NO	
		00000	75-2044750	4346649			HealthMarkets, Inc.	DE	NIA	Golden Rule Financial Corporation	Ownership	100.000	UnitedHealth Group Incorporated	NO	
		00000					HealthMarkets, LLC	DE	NIA	HealthMarkets, Inc.	Ownership	100.000	UnitedHealth Group Incorporated	NO	
		00000	45-2548158				Healthplex Dental Services, Inc.	FL	IA	Healthplex, Inc.	Ownership	100.000	UnitedHealth Group Incorporated	NO	
		00000	11-3554436				Healthplex I.P.A., Inc.	NY	NIA	Healthplex, Inc.	Ownership	100.000	UnitedHealth Group Incorporated	NO	
.0707	UnitedHealth Group Incorporated	11172	11-3469326				Healthplex Insurance Company	NY	IA	Healthplex, Inc.	Ownership	100.000	UnitedHealth Group Incorporated	NO	
		00000	20-8999255				Healthplex of CT, Inc.	CT	NIA	Healthplex, Inc.	Ownership	100.000	UnitedHealth Group Incorporated	NO	
.0707	UnitedHealth Group Incorporated	12830	20-5343824				Healthplex of NJ, Inc.	NJ	IA	Healthplex, Inc.	Ownership	100.000	UnitedHealth Group Incorporated	NO	
		00000	11-2714365				Healthplex, Inc.	NY	NIA	Marlin Holding Company LLC	Ownership	100.000	UnitedHealth Group Incorporated	NO	
		00000	71-0847266				HealthSCOPE Benefits, Inc.	DE	NIA	HealthSCOPE Holdings, Inc.	Ownership	100.000	UnitedHealth Group Incorporated	NO	
		00000	47-1409110				HealthSCOPE Holdings, Inc.	DE	NIA	UMR, Inc.	Ownership	100.000	UnitedHealth Group Incorporated	NO	
		00000	36-4099199				HealthSmart Benefit Solutions, Inc.	IL	NIA	HealthSmart Benefits Management, LLC	Ownership	100.000	UnitedHealth Group Incorporated	NO	
		00000	27-1300475				HealthSmart Benefits Management, LLC	TX	NIA	United HealthCare Services, Inc.	Ownership	100.000	UnitedHealth Group Incorporated	NO	
		00000	75-2960859				HealthSmart Care Management Solutions, L.P.	TX	NIA	Parker LP, LLC	Ownership	99.000	UnitedHealth Group Incorporated	NO	
		00000	75-2960859				HealthSmart Care Management Solutions, L.P.	TX	NIA	HealthSmart Benefits Management, LLC	Ownership	1.000	UnitedHealth Group Incorporated	NO	
		00000	75-2727437				HealthSmart Information Systems, Inc.	TX	NIA	HealthSmart Benefits Management, LLC	Ownership	100.000	UnitedHealth Group Incorporated	NO	
		00000	75-2508316				HealthSmart Preferred Care II, L.P.	TX	NIA	Parker LP, LLC	Ownership	99.000	UnitedHealth Group Incorporated	NO	
		00000	75-2508316				HealthSmart Preferred Care II, L.P.	TX	NIA	HealthSmart Benefits Management, LLC	Ownership	1.000	UnitedHealth Group Incorporated	NO	
		00000	06-1621470				HealthSmart Preferred Network II, Inc.	DE	NIA	HealthSmart Benefits Management, LLC	Ownership	100.000	UnitedHealth Group Incorporated	NO	
		00000	20-3394046				HealthSmart Primary Care Clinics, LP	TX	NIA	Parker LP, LLC	Ownership	99.000	UnitedHealth Group Incorporated	NO	
		00000	20-3394046				HealthSmart Primary Care Clinics, LP	TX	NIA	HealthSmart Benefits Management, LLC	Ownership	1.000	UnitedHealth Group Incorporated	NO	
		00000	34-1635597				HealthSmart Rx Solutions, Inc.	OH	NIA	HealthSmart Preferred Network II, Inc.	Ownership	100.000	UnitedHealth Group Incorporated	NO	
		00000	52-2440817				Heart 'n Home Hospice and Palliative Care, LLC	ID	NIA	Kambros, LLC	Ownership	100.000	UnitedHealth Group Incorporated	NO	
		00000	47-1410565				Heart of Hospice, LLC	SC	NIA	Louisiana Health Care Group, L.L.C.	Ownership	100.000	UnitedHealth Group Incorporated	NO	
		00000	83-2722254				Heartland Heart and Vascular, LLC	DE	NIA	SCA Heartland Holdings, LLC	Ownership	99.000	UnitedHealth Group Incorporated	NO	
		00000	83-2722254				Heartland Heart and Vascular, LLC	DE	NIA	Endoscopy Center Affiliates, Inc.	Ownership	1.000	UnitedHealth Group Incorporated	NO	
		00000	26-3384769				Helena Home Care Services LLC	DE	NIA	AFAM Holding Co, LLC	Ownership	100.000	UnitedHealth Group Incorporated	NO	
		00000					Help Seguros de Vida S.A.	CHL	NIA	Banmedica S.A.	Ownership	100.000	UnitedHealth Group Incorporated	NO	
		00000					Help Seguros de Vida S.A.	CHL	NIA	Banmedica Internacional SpA	Ownership	0.000	UnitedHealth Group Incorporated	NO	
		00000					Help Service S.A.	CHL	NIA	Banmedica S.A.	Ownership	100.000	UnitedHealth Group Incorporated	NO	
		00000					Help Service S.A.	CHL	NIA	Saden S.A.	Ownership	0.000	UnitedHealth Group Incorporated	NO	
		00000	98-1443161				Help SpA	CHL	NIA	Banmedica S.A.	Ownership	100.000	UnitedHealth Group Incorporated	NO	
		00000	98-1443161				Help SpA	CHL	NIA	Saden S.A.	Ownership	0.000	UnitedHealth Group Incorporated	NO	
		00000	80-0020865				Heron Ridge Assoc., P.L.C.	MI	NIA	Physician(s) Owned	Influence	0.000	UnitedHealth Group Incorporated	NO	1
		00000	46-5291602				HFHS-SCA Holdings, LLC	MI	NIA	SC Affiliates, LLC	Ownership	49.000	UnitedHealth Group Incorporated	NO	2
		00000	26-1309422				HGA HomeCare, LLC	AL	NIA	Alabama Health Care Group, LLC	Ownership	67.000	UnitedHealth Group Incorporated	NO	

ANNUAL STATEMENT FOR THE YEAR 2023 OF THE Oxford Health Plans (NJ), Inc.

**SCHEDULE Y**  
**PART 1A - DETAIL OF INSURANCE HOLDING COMPANY SYSTEM**

1	2	3	4	5	6	7	8	9	10	11	12	13	14	15	16
Group Code	Group Name	NAIC Company Code	ID Number	Federal RSSD	CIK	Name of Securities Exchange if Publicly Traded (U.S. or International)	Names of Parent, Subsidiaries Or Affiliates	Domi-ciliary Location	Relation-ship to Reporting Entity	Directly Controlled by (Name of Entity/Person)	Type of Control (Ownership, Board, Management, Attorney-in-Fact, Influence, Other)	If Control is Ownership Provide Percentage	Ultimate Controlling Entity(ies)/Person(s)	Is an SCA Filing Re-quired? (Yes/No)	*
		00000	37-1826396				HHA of Wisconsin, LLC	WI	NIA	National Health Industries, Inc.	Ownership	100.000	UnitedHealth Group Incorporated	NO	
		00000	84-1472832				Highlands Ranch Healthcare, LLC	CO	NIA	Urgent Care MSO, LLC	Ownership	100.000	UnitedHealth Group Incorporated	NO	
		00000	93-2780381				HIVE of the Carolinas, LLC	NC	NIA	SCA Health Value Enterprise, LLC	Ownership	20.000	UnitedHealth Group Incorporated	NO	2
		00000	83-3555590				HL Greatist, LLC	DE	NIA	Healthline Media, LLC	Ownership	100.000	UnitedHealth Group Incorporated	NO	
		00000	27-1362827				HMC Home Health, LLC	TN	NIA	Tennessee Health Care Group, LLC	Ownership	75.000	UnitedHealth Group Incorporated	NO	
		00000	85-2016675				HMH Birdie One, LLC	ID	NIA	Kambros, LLC	Ownership	100.000	UnitedHealth Group Incorporated	NO	
		00000	33-1025322				Home Care Connections, Inc.	TX	NIA	Texas Health Care Group, L.L.C.	Ownership	100.000	UnitedHealth Group Incorporated	NO	
		00000	55-0668235				Home Care Plus, Inc.	WV	NIA	West Virginia Health Care Group, LLC	Ownership	100.000	UnitedHealth Group Incorporated	NO	
		00000	20-1497787				Home Health Agency - Central Pennsylvania, LLC	FL	NIA	OMNI Home Health Services, LLC	Ownership	100.000	UnitedHealth Group Incorporated	NO	
		00000	20-0832146				Home Health Agency - Collier, LLC	FL	NIA	OMNI Home Health Services, LLC	Ownership	100.000	UnitedHealth Group Incorporated	NO	
		00000	59-3757325				Home Health Agency - Hillsborough, LLC	FL	NIA	OMNI Home Health Services, LLC	Ownership	100.000	UnitedHealth Group Incorporated	NO	
		00000	20-1408322				Home Health Agency - Indiana, LLC	FL	NIA	OMNI Home Health Services, LLC	Ownership	100.000	UnitedHealth Group Incorporated	NO	
		00000	59-3757322				Home Health Agency - Pennsylvania, LLC	FL	NIA	OMNI Home Health Services, LLC	Ownership	100.000	UnitedHealth Group Incorporated	NO	
		00000	20-1408427				Home Health Agency - Philadelphia, LLC	FL	NIA	OMNI Home Health Services, LLC	Ownership	100.000	UnitedHealth Group Incorporated	NO	
		00000	59-3757320				Home Health Agency - Pinellas, LLC	FL	NIA	OMNI Home Health Services, LLC	Ownership	100.000	UnitedHealth Group Incorporated	NO	
		00000	27-1755342				Home Health Care by Black Stone of Central Ohio, LLC	OH	NIA	Black Stone of Central Ohio, LLC	Ownership	100.000	UnitedHealth Group Incorporated	NO	
		00000	27-4109403				Home Health Care by Black Stone of Cincinnati, LLC	OH	NIA	Black Stone of Cincinnati, LLC	Ownership	100.000	UnitedHealth Group Incorporated	NO	
		00000	27-4109553				Home Health Care by Black Stone of Dayton, LLC	OH	NIA	Black Stone of Dayton, LLC	Ownership	100.000	UnitedHealth Group Incorporated	NO	
		00000	34-1708719				Home Health Care by Black Stone of Northwest Ohio, LLC	OH	NIA	Black Stone of Northwest Ohio, LLC	Ownership	100.000	UnitedHealth Group Incorporated	NO	
		00000	38-4003190				Home Health of Jefferson Co, LLC	KY	NIA	National Health Industries, Inc.	Ownership	60.000	UnitedHealth Group Incorporated	NO	
		00000	98-1452260				Home Medical S.A.	CHL	NIA	Help SpA	Ownership	99.998	UnitedHealth Group Incorporated	NO	
		00000	98-1452260				Home Medical S.A.	CHL	NIA	Saden S.A.	Ownership	0.002	UnitedHealth Group Incorporated	NO	
		00000	52-0998217				HomeCall, LLC	MD	NIA	Maryland Health Care Group, LLC	Ownership	100.000	UnitedHealth Group Incorporated	NO	
		00000	81-0884465				Homecare Dimensions of Florida, Inc.	TX	NIA	WellMed Networks, Inc.	Ownership	100.000	UnitedHealth Group Incorporated	NO	1
		00000	74-2758644				Homecare Dimensions, Inc.	TX	NIA	WellMed Networks, Inc.	Ownership	100.000	UnitedHealth Group Incorporated	NO	1
		00000					Honodav SpA	CHL	NIA	Clínica Dávila y Servicios Médicos S.p.A.	Ownership	99.000	UnitedHealth Group Incorporated	NO	
		00000					Honodav SpA	CHL	NIA	Servicios Integrados de Salud Ltda.	Ownership	1.000	UnitedHealth Group Incorporated	NO	
		00000	34-1994325				Hood Home Health Service, L.L.C.	LA	NIA	Louisiana Health Care Group, L.L.C.	Ownership	67.000	UnitedHealth Group Incorporated	NO	
		00000	26-4310419				Hospice of Central Arkansas, LLC	AR	NIA	Arkansas Health Care Group, LLC	Ownership	67.000	UnitedHealth Group Incorporated	NO	
		00000	98-1286038				Hospitais Associados de Pernambuco Ltda.	BRA	NIA	Hospital Alvorada Taguatinga Ltda.	Ownership	0.000	UnitedHealth Group Incorporated	NO	
		00000	98-1286038				Hospitais Associados de Pernambuco Ltda.	BRA	NIA	Esho - Empresa de Serviços Hospitalares S.A.	Ownership	100.000	UnitedHealth Group Incorporated	NO	
		00000					Hospital Alvorada Taguatinga Ltda.	BRA	NIA	Bosque Medical Center Ltda.	Ownership	6.170	UnitedHealth Group Incorporated	NO	
		00000					Hospital Alvorada Taguatinga Ltda.	BRA	NIA	Anil Assistência Médica Internacional S.A.	Ownership	87.074	UnitedHealth Group Incorporated	NO	
		00000					Hospital Alvorada Taguatinga Ltda.	BRA	NIA	Esho - Empresa de Serviços Hospitalares S.A.	Ownership	6.756	UnitedHealth Group Incorporated	NO	
		00000	98-1389272				Hospital Ana Costa S.A.	BRA	NIA	Piano de Saúde Ana Costa Ltda.	Ownership	80.173	UnitedHealth Group Incorporated	NO	
		00000	98-1389272				Hospital Ana Costa S.A.	BRA	NIA	Hospital Alvorada Taguatinga Ltda.	Ownership	19.819	UnitedHealth Group Incorporated	NO	
		00000	98-1310065				Hospital de Clínicas de Jacarepaguá Ltda.	BRA	NIA	Cemed Care - Empresa de Atendimento Clínico Geral Ltda.	Ownership	0.000	UnitedHealth Group Incorporated	NO	
		00000	98-1310065				Hospital de Clínicas de Jacarepaguá Ltda.	BRA	NIA	Esho - Empresa de Serviços Hospitalares S.A.	Ownership	100.000	UnitedHealth Group Incorporated	NO	
		00000	98-1332673				Hospital Santa Helena S.A.	BRA	NIA	Esho - Empresa de Serviços Hospitalares S.A.	Ownership	99.346	UnitedHealth Group Incorporated	NO	
		00000	98-1332673				Hospital Santa Helena S.A.	BRA	NIA	Eual Participações S.A.	Ownership	0.654	UnitedHealth Group Incorporated	NO	

41.20

ANNUAL STATEMENT FOR THE YEAR 2023 OF THE Oxford Health Plans (NJ), Inc.

**SCHEDULE Y**  
**PART 1A - DETAIL OF INSURANCE HOLDING COMPANY SYSTEM**

1	2	3	4	5	6	7	8	9	10	11	12	13	14	15	16
Group Code	Group Name	NAIC Company Code	ID Number	Federal RSSD	CIK	Name of Securities Exchange if Publicly Traded (U.S. or International)	Names of Parent, Subsidiaries Or Affiliates	Domiciliary Location	Relationship to Reporting Entity	Directly Controlled by (Name of Entity/Person)	Type of Control (Ownership, Board, Management, Attorney-in-Fact, Influence, Other)	If Control is Ownership Provide Percentage	Ultimate Controlling Entity(ies)/Person(s)	Is an SCA Filing Required? (Yes/No)	*
		00000	37-1533130				Housecalls Home Health and Hospice, LLC	.. WV.....	.. NIA.....	West Virginia Health Care Group, LLC	Ownership.....	100.000	UnitedHealth Group Incorporated	.. NO.....	
		00000	26-2912304				Humedica, Inc.	.. DE.....	.. NIA.....	UnitedHealthCare Services, Inc.	Ownership.....	100.000	UnitedHealth Group Incorporated	.. NO.....	
		00000	36-4331825				Hygeia Corporation	.. DE.....	.. NIA.....	UnitedHealth International, Inc.	Ownership.....	100.000	UnitedHealth Group Incorporated	.. NO.....	
		00000	98-1106075				Hygeia Corporation (Ontario)	.. CAN.....	.. NIA.....	FrontierMEDEX US, Inc.	Ownership.....	100.000	UnitedHealth Group Incorporated	.. NO.....	
		00000	27-2498964				Idaho Health Care Group, LLC	.. ID.....	.. NIA.....	LHC Group, Inc.	Ownership.....	100.000	UnitedHealth Group Incorporated	.. NO.....	
		00000	84-2230243				Idaho In-Home Healthcare Partnership-I, LLC	.. ID.....	.. NIA.....	In-Home Healthcare Partnership, LLC	Ownership.....	100.000	UnitedHealth Group Incorporated	.. NO.....	
		00000	84-2311184				Idaho In-Home Partner-I, LLC	.. ID.....	.. NIA.....	Idaho Health Care Group, LLC	Ownership.....	100.000	UnitedHealth Group Incorporated	.. NO.....	
		00000	84-4865867				IHD Holdings, LLC	.. DE.....	.. NIA.....	naviHealth, Inc.	Ownership.....	100.000	UnitedHealth Group Incorporated	.. NO.....	
		00000	46-1708167				Illinois Health Care Group, LLC	.. IL.....	.. NIA.....	LHC Group, Inc.	Ownership.....	100.000	UnitedHealth Group Incorporated	.. NO.....	
		00000	32-0505528				Illinois Home Care Holdings, LLC	.. DE.....	.. NIA.....	AFAM Sub I, LLC	Ownership.....	20.000	UnitedHealth Group Incorporated	.. NO.....	
		00000	32-0505528				Illinois Home Care Holdings, LLC	.. DE.....	.. NIA.....	National Health Industries, Inc.	Ownership.....	80.000	UnitedHealth Group Incorporated	.. NO.....	
		00000	46-4924177				Illinois Home Health Care, LLC	.. IL.....	.. NIA.....	Illinois Health Care Group, LLC	Ownership.....	100.000	UnitedHealth Group Incorporated	.. NO.....	
		00000	82-1341098				Illinois Independent Care Network, LLC	.. DE.....	.. NIA.....	Surgical Care Affiliates, LLC	Ownership.....	100.000	UnitedHealth Group Incorporated	.. NO.....	
		00000	38-3925282				Illinois LIV, LLC	.. IL.....	.. NIA.....	Illinois Health Care Group, LLC	Ownership.....	1.000	UnitedHealth Group Incorporated	.. NO.....	
		00000	38-3925282				Illinois LIV, LLC	.. IL.....	.. NIA.....	Illinois Home Health Care, LLC	Ownership.....	99.000	UnitedHealth Group Incorporated	.. NO.....	
		00000	20-4351923				Impel Consulting Experts, L.L.C.	.. TX.....	.. NIA.....	Impel Management Services, L.L.C.	Ownership.....	100.000	UnitedHealth Group Incorporated	.. NO.....	
		00000	75-2574317				Impel Management Services, L.L.C.	.. TX.....	.. NIA.....	USMD Holdings, Inc.	Ownership.....	100.000	UnitedHealth Group Incorporated	.. NO.....	
		00000	92-3156337				Imperial Point Surgery Center, LLC	.. FL.....	.. NIA.....	SCA-Imperial Point Holdings, LLC	Ownership.....	100.000	UnitedHealth Group Incorporated	.. NO.....	
		00000	86-3297600				Imperium Clinical Partner III, LLC	.. KY.....	.. NIA.....	Imperium Health Management, LLC	Ownership.....	100.000	UnitedHealth Group Incorporated	.. NO.....	
		00000	86-3297432				Imperium Clinical Partners II, LLC	.. KY.....	.. NIA.....	Imperium Health Management, LLC	Ownership.....	100.000	UnitedHealth Group Incorporated	.. NO.....	
		00000	86-3255691				Imperium Clinical Partners, LLC	.. KY.....	.. NIA.....	Imperium Health Management, LLC	Ownership.....	100.000	UnitedHealth Group Incorporated	.. NO.....	
		00000	45-2788800				Imperium Health Management, LLC	.. KY.....	.. NIA.....	Almost Family, Inc.	Ownership.....	100.000	UnitedHealth Group Incorporated	.. NO.....	
		00000	46-3029953				IN HomeCare Network Central, LLC	.. IN.....	.. NIA.....	National Health Industries, Inc.	Ownership.....	100.000	UnitedHealth Group Incorporated	.. NO.....	
		00000	46-3020499				IN Homecare Network North, LLC	.. IN.....	.. NIA.....	National Health Industries, Inc.	Ownership.....	100.000	UnitedHealth Group Incorporated	.. NO.....	
		00000	27-3296953				IN Style OPTICAL, LLC	.. MA.....	.. NIA.....	Reliant Medical Group, Inc.	Ownership.....	100.000	UnitedHealth Group Incorporated	.. NO.....	1
		00000	84-3322624				In-Home Healthcare Partnership II, LLC	.. DE.....	.. NIA.....	LHCG Partner, LLC	Ownership.....	100.000	UnitedHealth Group Incorporated	.. NO.....	
		00000	36-4854493				In-Home Healthcare Partnership of Texas-I, LLC	.. TX.....	.. NIA.....	In-Home Healthcare Partnership, LLC	Ownership.....	100.000	UnitedHealth Group Incorporated	.. NO.....	
		00000	38-4019518				In-Home Healthcare Partnership, LLC	.. DE.....	.. NIA.....	LHCG Partner, LLC	Ownership.....	80.000	UnitedHealth Group Incorporated	.. NO.....	
		00000	35-2582227				In-Home Partner of Texas-I, LLC	.. TX.....	.. NIA.....	LLC	Ownership.....	100.000	UnitedHealth Group Incorporated	.. NO.....	
		00000	45-4132005				Indiana Care Organization, LLC	.. IN.....	.. NIA.....	AHN Target Holdings, LLC	Ownership.....	100.000	UnitedHealth Group Incorporated	.. NO.....	
		00000	27-5130167				Indiana Health Care Group, LLC	.. IN.....	.. NIA.....	LHC Group, Inc.	Ownership.....	100.000	UnitedHealth Group Incorporated	.. NO.....	
		00000	63-1112659				Infirmery Home Health Agency, Inc.	.. AL.....	.. NIA.....	Alabama Health Care Group, LLC	Ownership.....	67.000	UnitedHealth Group Incorporated	.. NO.....	
		00000	22-3980674				Ingenios Health Co.	.. DE.....	.. NIA.....	Ingenios Health Holdings, Inc.	Ownership.....	100.000	UnitedHealth Group Incorporated	.. NO.....	
		00000	46-0896098				Ingenios Health Holdings, Inc.	.. DE.....	.. NIA.....	Almost Family, Inc.	Ownership.....	100.000	UnitedHealth Group Incorporated	.. NO.....	
		00000	33-0618077				Inland Faculty Medical Group, Inc.	.. CA.....	.. NIA.....	NAMM Medical Group Holdings, Inc.	Ownership.....	100.000	UnitedHealth Group Incorporated	.. NO.....	1
		00000	33-0018673				Inland Surgery Center, L.P.	.. CA.....	.. NIA.....	Redlands Ambulatory Surgery Center	Ownership.....	51.000	UnitedHealth Group Incorporated	.. NO.....	
		00000	33-0018673				Inland Surgery Center, L.P.	.. CA.....	.. NIA.....	SC Affiliates, LLC	Ownership.....	6.156	UnitedHealth Group Incorporated	.. NO.....	
		00000					Imbiliaria Apoquindo 3001 S.A.	.. CHL.....	.. NIA.....	Imbiliaria Apoquindo S.A.	Ownership.....	99.999	UnitedHealth Group Incorporated	.. NO.....	
		00000					Imbiliaria Apoquindo 3001 S.A.	.. CHL.....	.. NIA.....	Cobranzas Banmédica SpA	Ownership.....	0.001	UnitedHealth Group Incorporated	.. NO.....	
		00000	98-1458683				Imbiliaria Apoquindo 3600 Ltda.	.. CHL.....	.. NIA.....	Imbiliaria Apoquindo 3001 S.A.	Ownership.....	0.300	UnitedHealth Group Incorporated	.. NO.....	
		00000	98-1458683				Imbiliaria Apoquindo 3600 Ltda.	.. CHL.....	.. NIA.....	Banmédica S.A.	Ownership.....	99.700	UnitedHealth Group Incorporated	.. NO.....	
		00000	98-1443174				Imbiliaria Apoquindo S.A.	.. CHL.....	.. NIA.....	Saden S.A.	Ownership.....	0.000	UnitedHealth Group Incorporated	.. NO.....	
		00000	98-1443174				Imbiliaria Apoquindo S.A.	.. CHL.....	.. NIA.....	Banmédica S.A.	Ownership.....	100.000	UnitedHealth Group Incorporated	.. NO.....	
		00000	98-1458682				Imbiliaria Clínica Santa María S.A.	.. CHL.....	.. NIA.....	Banmédica S.A.	Ownership.....	99.510	UnitedHealth Group Incorporated	.. NO.....	
		00000	98-1454653				Imbiliaria e Inversiones Alameda S.A.	.. CHL.....	.. NIA.....	Saden S.A.	Ownership.....	0.020	UnitedHealth Group Incorporated	.. NO.....	
		00000	98-1454653				Imbiliaria e Inversiones Alameda S.A.	.. CHL.....	.. NIA.....	Banmédica S.A.	Ownership.....	99.980	UnitedHealth Group Incorporated	.. NO.....	

ANNUAL STATEMENT FOR THE YEAR 2023 OF THE Oxford Health Plans (NJ), Inc.

**SCHEDULE Y**  
**PART 1A - DETAIL OF INSURANCE HOLDING COMPANY SYSTEM**

1	2	3	4	5	6	7	8	9	10	11	12	13	14	15	16
Group Code	Group Name	NAIC Company Code	ID Number	Federal RSSD	CIK	Name of Securities Exchange if Publicly Traded (U.S. or International)	Names of Parent, Subsidiaries Or Affiliates	Domi-ciliary Location	Relation-ship to Reporting Entity	Directly Controlled by (Name of Entity/Person)	Type of Control (Ownership, Board, Management, Attorney-in-Fact, Influence, Other)	If Control is Ownership Provide Percentage	Ultimate Controlling Entity(ies)/Person(s)	Is an SCA Filing Re-quired? (Yes/No)	*
		00000					Inmobiliaria e Inversiones Nueva Apoquindo SpA	..CHL	.....NIA	Banmédica S.A.	Ownership	100.000	UnitedHealth Group Incorporated	NO	
		00000	98-1460922				Inmobiliaria Viñamed Ltda.	..CHL	.....NIA	Administradora Médica Centromed S.A.	Ownership	99.900	UnitedHealth Group Incorporated	NO	
		00000	30-0781533				Innovative Senior Care Home Health of Alabama, LLC	..DE	.....NIA	Health at Home Holdings - Alabama, LLC	Ownership	100.000	UnitedHealth Group Incorporated	NO	
		00000	27-2065054				Innovative Senior Care Home Health of Albuquerque, LLC	..DE	.....NIA	Health at Home Holdings - Albuquerque, LLC	Ownership	100.000	UnitedHealth Group Incorporated	NO	
		00000	26-3445981				Innovative Senior Care Home Health of Boston, LLC	..DE	.....NIA	Health at Home Holdings - Boston, LLC	Ownership	100.000	UnitedHealth Group Incorporated	NO	
		00000	27-4318872				Innovative Senior Care Home Health of Charlotte, LLC	..DE	.....NIA	Health at Home Holdings - Charlotte, LLC	Ownership	100.000	UnitedHealth Group Incorporated	NO	
		00000	27-0329830				Innovative Senior Care Home Health of Chicago, LLC	..DE	.....NIA	Health at Home Holdings - Chicago, LLC	Ownership	100.000	UnitedHealth Group Incorporated	NO	
		00000	26-2611755				Innovative Senior Care Home Health of Detroit, LLC	..DE	.....NIA	Health at Home Holdings - Detroit, LLC	Ownership	100.000	UnitedHealth Group Incorporated	NO	
		00000	27-2620181				Innovative Senior Care Home Health of Durham, LLC	..DE	.....NIA	Health at Home Holdings - Durham, LLC	Ownership	100.000	UnitedHealth Group Incorporated	NO	
		00000	27-2619513				Innovative Senior Care Home Health of Edmond, LLC	..DE	.....NIA	Health at Home Holdings - Edmond, LLC	Ownership	100.000	UnitedHealth Group Incorporated	NO	
		00000	45-2502527				Innovative Senior Care Home Health of Hartford, LLC	..DE	.....NIA	Tennessee Health Care Group, LLC	Ownership	100.000	UnitedHealth Group Incorporated	NO	
		00000	45-2952600				Innovative Senior Care Home Health of High Point, LLC	..DE	.....NIA	Health at Home Holdings - High Point, LLC	Ownership	100.000	UnitedHealth Group Incorporated	NO	
		00000	26-3285980				Innovative Senior Care Home Health of Indianapolis, LLC	..DE	.....NIA	Health at Home Holdings - Indianapolis, LLC	Ownership	100.000	UnitedHealth Group Incorporated	NO	
		00000	26-3445808				Innovative Senior Care Home Health of Minneapolis, LLC	..DE	.....NIA	ISCHH of Minneapolis Holdings, LLC	Ownership	100.000	UnitedHealth Group Incorporated	NO	
		00000	26-1736377				Innovative Senior Care Home Health of Ohio, LLC	..DE	.....NIA	Health at Home Holdings - Ohio, LLC	Ownership	100.000	UnitedHealth Group Incorporated	NO	
		00000	27-2399264				Innovative Senior Care Home Health of Philadelphia, LLC	..DE	.....NIA	Health at Home Holdings - Philadelphia, LLC	Ownership	100.000	UnitedHealth Group Incorporated	NO	
		00000	26-2863172				Innovative Senior Care Home Health of Portland, LLC	..DE	.....NIA	Health at Home Holdings - Portland, LLC	Ownership	100.000	UnitedHealth Group Incorporated	NO	
		00000	45-2502463				Innovative Senior Care Home Health of Rhode Island, LLC	..DE	.....NIA	LHCG CCXIV, LLC	Ownership	100.000	UnitedHealth Group Incorporated	NO	
		00000	26-3445898				Innovative Senior Care Home Health of St. Louis, LLC	..DE	.....NIA	Health at Home Holdings - St. Louis, LLC	Ownership	100.000	UnitedHealth Group Incorporated	NO	
		00000	27-4586855				Innovative Senior Care Home Health of Tulsa, LLC	..DE	.....NIA	Health at Home Holdings - Tulsa, LLC	Ownership	100.000	UnitedHealth Group Incorporated	NO	
		00000	47-5640889				INOVB Surgical at Memorial City, LLC	..TX	.....NIA	Memorial City Partners, LLC	Ownership	100.000	UnitedHealth Group Incorporated	NO	
		00000	88-0482274				inPharmative, Inc.	..NV	.....NIA	OptumRx Health Solutions, LLC	Ownership	100.000	UnitedHealth Group Incorporated	NO	
		00000	45-2563134				Inspiris Medical Services of New Jersey, P.C.	..NJ	.....NIA	Physician(s) Owned	Influence	0.000	UnitedHealth Group Incorporated	NO	1
		00000	27-1561674				INSPIRIS of Michigan Medical Services, P.C.	..MI	.....NIA	Physician(s) Owned	Influence	0.000	UnitedHealth Group Incorporated	NO	1
		00000	13-4168739				INSPIRIS of New York Medical Services, P.C.	..NY	.....NIA	Physician(s) Owned	Influence	0.000	UnitedHealth Group Incorporated	NO	1
		00000	26-2895670				INSPIRIS of Pennsylvania Medical Services, P.C.	..PA	.....NIA	Physician(s) Owned	Influence	0.000	UnitedHealth Group Incorporated	NO	1
		00000	26-2885572				INSPIRIS of Texas Physician Group	..TX	.....NIA	Optum Care Services Company	Ownership	100.000	UnitedHealth Group Incorporated	NO	
		00000	33-0766366				Inspiris, Inc.	..DE	.....NIA	Collaborative Care Holdings, LLC	Ownership	100.000	UnitedHealth Group Incorporated	NO	
		00000					Instituto Radium de Campinas Ltda	..BRA	.....NIA	Esho - Empresa de Serviços Hospitalares S.A.	Ownership	0.000	UnitedHealth Group Incorporated	NO	

ANNUAL STATEMENT FOR THE YEAR 2023 OF THE Oxford Health Plans (NJ), Inc.

**SCHEDULE Y**  
**PART 1A - DETAIL OF INSURANCE HOLDING COMPANY SYSTEM**

1	2	3	4	5	6	7	8	9	10	11	12	13	14	15	16
Group Code	Group Name	NAIC Company Code	ID Number	Federal RSSD	CIK	Name of Securities Exchange if Publicly Traded (U.S. or International)	Names of Parent, Subsidiaries Or Affiliates	Domi-ciliary Location	Relation-ship to Reporting Entity	Directly Controlled by (Name of Entity/Person)	Type of Control (Ownership, Board, Management, Attorney-in-Fact, Influence, Other)	If Control is Ownership Provide Percentage	Ultimate Controlling Entity(ies)/Person(s)	Is an SCA Filing Re-quired? (Yes/No)	*
		00000					Instituto Radium de Campinas Ltda	..BRA	..NIA	COI - Clínicas Oncológicas Integradas S.A.	Ownership	100.000	UnitedHealth Group Incorporated	..NO	
		00000	27-2557480				Integrated Behavioral Health, LLC	..LA	..NIA	Refresh Mental Health, Inc.	Ownership	100.000	UnitedHealth Group Incorporated	..NO	
		00000					Integrity Clinical Partners, LLC	..MN	..NIA	Minnesota Health Care Group, LLC	Ownership	100.000	UnitedHealth Group Incorporated	..NO	
		00000	95-0856292				Inter-Hospital Physicians Association, Inc.	..OR	..NIA	Optum Oregon MSO, LLC	Ownership	100.000	UnitedHealth Group Incorporated	..NO	
.0707	UnitedHealth Group Incorporated	00000	11173				International Healthcare Services, Inc.	..NJ	..IA	Healthplex, Inc.	Ownership	100.000	UnitedHealth Group Incorporated	..NO	
		00000					Inverclinco S.A.S.	..COL	..NIA	CDC Holdings Colombia S.A.S.	Ownership	50.000	UnitedHealth Group Incorporated	..NO	
		00000					Inverclinco S.A.S.	..COL	..NIA	Banmédica Internacional SpA	Ownership	50.000	UnitedHealth Group Incorporated	..NO	
		00000	98-1452273				Inversiones Clínicas Santa María SpA	..CHL	..NIA	Banmédica S.A.	Ownership	100.000	UnitedHealth Group Incorporated	..NO	
		00000	93-1688504				IPN Optum Care Network, LLC	..DE	..NIA	Optum Care Networks, Inc.	Ownership	55.000	UnitedHealth Group Incorporated	..NO	
		00000	98-1448096				Isapre Banmédica S.A.	..CHL	..NIA	Clínica Dávila y Servicios Médicos S.p.A.	Ownership	0.000	UnitedHealth Group Incorporated	..NO	
		00000	98-1448096				Isapre Banmédica S.A.	..CHL	..NIA	Banmédica S.A.	Ownership	100.000	UnitedHealth Group Incorporated	..NO	
		00000	87-0915370				ISOH of Minneapolis Holdings, LLC	..DE	..NIA	Health at Home Holdings, LLC	Ownership	100.000	UnitedHealth Group Incorporated	..NO	
		00000	26-3042590				Jackson County Home Health, LLC	..WV	..NIA	LHC HomeCare of West Virginia, LLC	Ownership	100.000	UnitedHealth Group Incorporated	..NO	
		00000	26-3375646				Jackson Home Care Services, LLC	..DE	..NIA	AF-CH-HH, LLC	Ownership	100.000	UnitedHealth Group Incorporated	..NO	
		00000	93-1467301				Jacksonville Ambulatory Surgery Center, LLC	..FL	..NIA	SC Affiliates, LLC	Ownership	100.000	UnitedHealth Group Incorporated	..NO	
		00000	26-1806757				Jefferson Regional HomeCare, LLC	..AR	..NIA	Arkansas Health Care Group, LLC	Ownership	67.000	UnitedHealth Group Incorporated	..NO	
		00000	74-2544709				Joliet Surgery Center Limited Partnership	..IL	..NIA	Surgicare of Joliet, Inc.	Ownership	27.143	UnitedHealth Group Incorporated	..NO	2
		00000	26-3013277				Jonathan E. Goldberg, Ph.D., Inc.	..MA	..NIA	Physician(s) Owned	Influence	0.000	UnitedHealth Group Incorporated	..NO	1
		00000	68-0624157				Jordan Ridge Family Medicine, LLC	..DE	..NIA	Collaborative Care Services, Inc.	Ownership	100.000	UnitedHealth Group Incorporated	..NO	
		00000	26-3388719				Jourdanton Home Care Services, LLC	..DE	..NIA	AFAM Holding Co, LLC	Ownership	100.000	UnitedHealth Group Incorporated	..NO	
		00000	46-4755857				Joyable, Inc.	..DE	..NIA	AbleTo, Inc.	Ownership	100.000	UnitedHealth Group Incorporated	..NO	
		00000	26-3478896				Joyce Marter & Associates, P.C.	..IL	..NIA	Physician(s) Owned	Influence	0.000	UnitedHealth Group Incorporated	..NO	1
		00000	30-0089259				K.P. Counseling, Ltd.	..IL	..NIA	Physician(s) Owned	Influence	0.000	UnitedHealth Group Incorporated	..NO	1
		00000	84-4763920				Kambros, LLC	..ID	..NIA	Idaho Health Care Group, LLC	Ownership	100.000	UnitedHealth Group Incorporated	..NO	
		00000	76-0386391				Kelsey-Seybold Medical Group, PLLC	..TX	..NIA	Physician(s) Owned	Influence	0.000	UnitedHealth Group Incorporated	..NO	1
.0707	UnitedHealth Group Incorporated	16541	83-2701907				KelseyCare Administrators LLC	..TX	..IA	KS Management Services, L.L.C.	Ownership	100.000	UnitedHealth Group Incorporated	..NO	
		00000	47-4074341				Kentuckiana Clinical Partners, LLC	..KY	..NIA	Imperium Health Management, LLC	Ownership	100.000	UnitedHealth Group Incorporated	..NO	
		00000	47-4035777				Kentucky Accountable Care, LLC	..KY	..NIA	Imperium Health Management, LLC	Ownership	100.000	UnitedHealth Group Incorporated	..NO	
		00000	47-4005600				Kentucky Clinical Partners, LLC	..KY	..NIA	Imperium Health Management, LLC	Ownership	100.000	UnitedHealth Group Incorporated	..NO	
		00000	51-0588603				Kentucky Health Care Group, LLC	..KY	..NIA	LHC Group, Inc.	Ownership	100.000	UnitedHealth Group Incorporated	..NO	
		00000	46-4950585				Kentucky Home Health Care, LLC	..KY	..NIA	Kentucky Health Care Group, LLC	Ownership	100.000	UnitedHealth Group Incorporated	..NO	
		00000	26-4812417				Kentucky HomeCare of Henderson, LLC	..KY	..NIA	Kentucky Health Care Group, LLC	Ownership	100.000	UnitedHealth Group Incorporated	..NO	
		00000	36-4861510				Kentucky In-Home Healthcare Partnership-I, LLC	..KY	..NIA	In-Home Healthcare Partnership, LLC	Ownership	100.000	UnitedHealth Group Incorporated	..NO	
		00000	30-1017396				Kentucky In-Home Healthcare Partnership-II, LLC	..KY	..NIA	In-Home Healthcare Partnership, LLC	Ownership	100.000	UnitedHealth Group Incorporated	..NO	
		00000	35-2592972				Kentucky In-Home Partner-I, LLC	..KY	..NIA	Kentucky In-Home Healthcare Partnership-I, LLC	Ownership	100.000	UnitedHealth Group Incorporated	..NO	
		00000	82-3982951				Kentucky In-Home Partner-II, LLC	..KY	..NIA	Kentucky Health Care Group, LLC	Ownership	100.000	UnitedHealth Group Incorporated	..NO	
		00000	46-4923653				Kentucky LV, LLC	..KY	..NIA	Kentucky Home Health Care, LLC	Ownership	100.000	UnitedHealth Group Incorporated	..NO	
		00000	93-4405730				Kentucky Physical Therapy Services at Richmond Place, LLC	..KY	..NIA	Kentucky Health Care Group, LLC	Ownership	100.000	UnitedHealth Group Incorporated	..NO	
		00000	93-4383947				Kentucky Physical Therapy Services of Lexington, LLC	..KY	..NIA	Kentucky Health Care Group, LLC	Ownership	100.000	UnitedHealth Group Incorporated	..NO	
		00000	37-1862951				Key West HHA, LLC	..FL	..NIA	AF-CH-HH, LLC	Ownership	100.000	UnitedHealth Group Incorporated	..NO	
		00000	32-0536495				Key West PD, LLC	..FL	..NIA	AF-CH-HH, LLC	Ownership	100.000	UnitedHealth Group Incorporated	..NO	
		00000	30-0358493				Keys Counseling, Inc.	..IN	..NIA	Physician(s) Owned	Influence	0.000	UnitedHealth Group Incorporated	..NO	1
		00000	83-3134941				Keystone Healthcare Partnership, LLC	..PA	..NIA	Pennsylvania Health Care Group Holdings, LLC	Ownership	75.000	UnitedHealth Group Incorporated	..NO	

41.23



ANNUAL STATEMENT FOR THE YEAR 2023 OF THE Oxford Health Plans (NJ), Inc.

**SCHEDULE Y**  
**PART 1A - DETAIL OF INSURANCE HOLDING COMPANY SYSTEM**

1	2	3	4	5	6	7	8	9	10	11	12	13	14	15	16
Group Code	Group Name	NAIC Company Code	ID Number	Federal RSSD	CIK	Name of Securities Exchange if Publicly Traded (U.S. or International)	Names of Parent, Subsidiaries Or Affiliates	Domiciliary Location	Relationship to Reporting Entity	Directly Controlled by (Name of Entity/Person)	Type of Control (Ownership, Board, Management, Attorney-in-Fact, Influence, Other)	If Control is Ownership Provide Percentage	Ultimate Controlling Entity(ies)/Person(s)	Is an SCA Filing Required? (Yes/No)	*
		00000	30-0961579				Kirkville Home Care Services, LLC	..MO.....	..NIA.....	AF-CH-HH, LLC	Ownership.....	100.000	UnitedHealth Group Incorporated	....NO.....	
		00000	38-3940574				Knoxville Home Care Services, LLC	..DE.....	..NIA.....	AF-CH-HH, LLC	Ownership.....	100.000	UnitedHealth Group Incorporated	....NO.....	
		00000	76-0602862				KS Management Services, L.L.C.	..TX.....	..NIA.....	KSMS Intermediate Holdings II, LLC	Ownership.....	100.000	UnitedHealth Group Incorporated	....NO.....	
		00000	84-2355006				KS Pharm, LLC	..TX.....	..NIA.....	Kelsey-Seybold Medical Group, PLLC	Ownership.....	100.000	UnitedHealth Group Incorporated	....NO.....	1
0707	UnitedHealth Group Incorporated	12827	20-5602615				KS Plan Administrators, LLC	..TX.....	..IA.....	KS Management Services, L.L.C.	Ownership.....	100.000	UnitedHealth Group Incorporated	....NO.....	
		00000	84-2241460				KS SC, LLC	..TX.....	..NIA.....	Kelsey-Seybold Medical Group, PLLC	Ownership.....	100.000	UnitedHealth Group Incorporated	....NO.....	1
		00000	84-2590138				KSMS Holdings, LLC	..TX.....	..NIA.....	Transformer TX Holdings, LLC	Ownership.....	100.000	UnitedHealth Group Incorporated	....NO.....	
		00000	84-2598581				KSMS Intermediate Holdings I, LLC	..TX.....	..NIA.....	KSMS Holdings, LLC	Ownership.....	100.000	UnitedHealth Group Incorporated	....NO.....	
		00000	84-2646230				KSMS Intermediate Holdings II, LLC	..TX.....	..NIA.....	KSMS Intermediate Holdings I, LLC	Ownership.....	100.000	UnitedHealth Group Incorporated	....NO.....	
		00000					La Esperanza del Perú S.A.	..PER.....	..NIA.....	Pacifico S.A. Entidad Prestadora de Salud	Ownership.....	100.000	UnitedHealth Group Incorporated	....NO.....	
		00000	81-0704452				La Porte Home Care Services, LLC	..DE.....	..NIA.....	AF-CH-HH, LLC	Ownership.....	100.000	UnitedHealth Group Incorporated	....NO.....	
		00000	98-1456202				Laboratorio ROE S.A.	..PER.....	..NIA.....	Pacifico S.A. Entidad Prestadora de Salud	Ownership.....	100.000	UnitedHealth Group Incorporated	....NO.....	
		00000					Laboratorios Médicos Amed Quilpué S.A.	..CHL.....	..NIA.....	Centromed Quilpué S.A.	Ownership.....	99.900	UnitedHealth Group Incorporated	....NO.....	
		00000					Laboratorios Médicos Amed Quilpué S.A.	..CHL.....	..NIA.....	Servicios Médicos Amed Quilpué S.A.	Ownership.....	0.100	UnitedHealth Group Incorporated	....NO.....	
		00000	27-3073250				Lakeland Home Care Services, LLC	..DE.....	..NIA.....	AFAM Holding Co II, LLC	Ownership.....	100.000	UnitedHealth Group Incorporated	....NO.....	
		00000	26-3376587				Lancaster Home Care Services, LLC	..DE.....	..NIA.....	AFAM Holding Co, LLC	Ownership.....	100.000	UnitedHealth Group Incorporated	....NO.....	
		00000	82-5437916				Landmark Group Holdings, LLC	..DE.....	..NIA.....	Laser Acquisition Holdings III, LLC	Ownership.....	100.000	UnitedHealth Group Incorporated	....NO.....	
		00000	36-4785073				Landmark Health NY IPA, LLC	..NY.....	..NIA.....	Landmark Health, LLC	Ownership.....	100.000	UnitedHealth Group Incorporated	....NO.....	
		00000	37-1774991				Landmark Health NY PO, LLC	..DE.....	..NIA.....	Landmark Health, LLC	Ownership.....	100.000	UnitedHealth Group Incorporated	....NO.....	
		00000	35-2547489				Landmark Health of California, LLC	..DE.....	..NIA.....	Landmark Health, LLC	Ownership.....	100.000	UnitedHealth Group Incorporated	....NO.....	
		00000	35-2616929				Landmark Health of Massachusetts, LLC	..DE.....	..NIA.....	Landmark Health, LLC	Ownership.....	100.000	UnitedHealth Group Incorporated	....NO.....	
		00000	37-1880434				Landmark Health of North Carolina, LLC	..NC.....	..NIA.....	Landmark MSO, LLC	Ownership.....	100.000	UnitedHealth Group Incorporated	....NO.....	
		00000	38-3952354				Landmark Health of Oregon, LLC	..DE.....	..NIA.....	Landmark Health, LLC	Ownership.....	100.000	UnitedHealth Group Incorporated	....NO.....	
		00000	61-1781940				Landmark Health of Pennsylvania, LLC	..DE.....	..NIA.....	Landmark Health, LLC	Ownership.....	100.000	UnitedHealth Group Incorporated	....NO.....	
		00000	61-1752988				Landmark Health of Washington, LLC	..DE.....	..NIA.....	Landmark Health, LLC	Ownership.....	100.000	UnitedHealth Group Incorporated	....NO.....	
		00000					Landmark Health Technologies Private Limited	..IND.....	..NIA.....	Landmark India, LLC	Ownership.....	0.010	UnitedHealth Group Incorporated	....NO.....	
		00000					Landmark Health Technologies Private Limited	..IND.....	..NIA.....	Landmark Health, LLC	Ownership.....	99.990	UnitedHealth Group Incorporated	....NO.....	
		00000	46-3015502				Landmark Health, LLC	..DE.....	..NIA.....	Landmark Group Holdings, LLC	Ownership.....	100.000	UnitedHealth Group Incorporated	....NO.....	
		00000	37-1776229				Landmark India, LLC	..DE.....	..NIA.....	Landmark Health, LLC	Ownership.....	100.000	UnitedHealth Group Incorporated	....NO.....	
		00000	85-0997438				Landmark Medical of Arkansas, P.A.	..AR.....	..NIA.....	Physician(s) Owned	Influence.....	0.000	UnitedHealth Group Incorporated	....NO.....	1
		00000	47-4553619				Landmark Medical of California, PC	..CA.....	..NIA.....	Physician(s) Owned	Influence.....	0.000	UnitedHealth Group Incorporated	....NO.....	1
		00000	83-2295301				Landmark Medical of Connecticut, PC	..CT.....	..NIA.....	Physician(s) Owned	Influence.....	0.000	UnitedHealth Group Incorporated	....NO.....	1
		00000	85-0838149				Landmark Medical of Florida, P.A.	..FL.....	..NIA.....	Physician(s) Owned	Influence.....	0.000	UnitedHealth Group Incorporated	....NO.....	1
		00000	92-0496439				Landmark Medical of Idaho, PC	..ID.....	..NIA.....	Physician(s) Owned	Influence.....	0.000	UnitedHealth Group Incorporated	....NO.....	1
		00000	82-4633545				Landmark Medical of Kansas, P.A.	..KS.....	..NIA.....	Physician(s) Owned	Influence.....	0.000	UnitedHealth Group Incorporated	....NO.....	1
		00000	82-4881602				Landmark Medical of Kentucky, PSC	..KY.....	..NIA.....	Physician(s) Owned	Influence.....	0.000	UnitedHealth Group Incorporated	....NO.....	1
		00000	82-4881732				Landmark Medical of Louisiana, a Professional Corporation	..LA.....	..NIA.....	Physician(s) Owned	Influence.....	0.000	UnitedHealth Group Incorporated	....NO.....	1
		00000	81-5364097				Landmark Medical of Massachusetts, PLLC	..MA.....	..NIA.....	Physician(s) Owned	Influence.....	0.000	UnitedHealth Group Incorporated	....NO.....	1
		00000	86-3599871				Landmark Medical of Michigan, P.C.	..MI.....	..NIA.....	Physician(s) Owned	Influence.....	0.000	UnitedHealth Group Incorporated	....NO.....	1
		00000	82-5084178				Landmark Medical of Mississippi, P.C.	..MS.....	..NIA.....	Physician(s) Owned	Influence.....	0.000	UnitedHealth Group Incorporated	....NO.....	1
		00000	82-4857713				Landmark Medical of Missouri, P.C.	..MO.....	..NIA.....	Physician(s) Owned	Influence.....	0.000	UnitedHealth Group Incorporated	....NO.....	1
		00000	85-1174070				Landmark Medical of New Hampshire, P.C.	..NH.....	..NIA.....	Physician(s) Owned	Influence.....	0.000	UnitedHealth Group Incorporated	....NO.....	1
		00000	82-4256752				Landmark Medical of North Carolina, P.C.	..NC.....	..NIA.....	Physician(s) Owned	Influence.....	0.000	UnitedHealth Group Incorporated	....NO.....	1
		00000	82-4864947				Landmark Medical of Ohio, Professional Corporation	..OH.....	..NIA.....	Physician(s) Owned	Influence.....	0.000	UnitedHealth Group Incorporated	....NO.....	1
		00000	47-2926188				Landmark Medical of Oregon, PC	..OR.....	..NIA.....	Physician(s) Owned	Influence.....	0.000	UnitedHealth Group Incorporated	....NO.....	1

ANNUAL STATEMENT FOR THE YEAR 2023 OF THE Oxford Health Plans (NJ), Inc.

**SCHEDULE Y**  
**PART 1A - DETAIL OF INSURANCE HOLDING COMPANY SYSTEM**

1	2	3	4	5	6	7	8	9	10	11	12	13	14	15	16
Group Code	Group Name	NAIC Company Code	ID Number	Federal RSSD	CIK	Name of Securities Exchange if Publicly Traded (U.S. or International)	Names of Parent, Subsidiaries Or Affiliates	Domiciliary Location	Relationship to Reporting Entity	Directly Controlled by (Name of Entity/Person)	Type of Control (Ownership, Board, Management, Attorney-in-Fact, Influence, Other)	If Control is Ownership Provide Percentage	Ultimate Controlling Entity(ies)/Person(s)	Is an SCA Filing Required? (Yes/No)	*
		00000	81-1605378				Landmark Medical of Pennsylvania, PC	PA	NIA	Physician(s) Owned	Influence	0.000	UnitedHealth Group Incorporated	NO	1
		00000	84-2830065				Landmark Medical of Rhode Island, PC	RI	NIA	Physician(s) Owned	Influence	0.000	UnitedHealth Group Incorporated	NO	1
		00000	30-1288593				Landmark Medical of Tennessee, PC	TN	NIA	Physician(s) Owned	Influence	0.000	UnitedHealth Group Incorporated	NO	1
		00000	83-2296389				Landmark Medical of Texas, PA	TX	NIA	Physician(s) Owned	Influence	0.000	UnitedHealth Group Incorporated	NO	1
		00000	84-2660339				Landmark Medical of Utah, PC	UT	NIA	Physician(s) Owned	Influence	0.000	UnitedHealth Group Incorporated	NO	1
		00000	85-0839774				Landmark Medical of Virginia, P.C.	VA	NIA	Physician(s) Owned	Influence	0.000	UnitedHealth Group Incorporated	NO	1
		00000	47-3028655				Landmark Medical of Washington, PC	WA	NIA	Physician(s) Owned	Influence	0.000	UnitedHealth Group Incorporated	NO	1
		00000	47-1588943				Landmark Medical, P.C.	NY	NIA	Physician(s) Owned	Influence	0.000	UnitedHealth Group Incorporated	NO	1
		00000	32-0446592				Landmark MSO, LLC	DE	NIA	Landmark Health, LLC	Ownership	100.000	UnitedHealth Group Incorporated	NO	
		00000	85-3189716				Landmark Primary Care, LLC	DE	NIA	Landmark Health, LLC	Ownership	100.000	UnitedHealth Group Incorporated	NO	
		00000					Laser Acquisition Holdings III, LLC	DE	NIA	OptumHealth Holdings, LLC	Ownership	100.000	UnitedHealth Group Incorporated	NO	
		00000	81-3732334				LDI Holding Company, LLC	DE	NIA	Diplomat Pharmacy, Inc.	Ownership	100.000	UnitedHealth Group Incorporated	NO	
		00000	20-1257620				Leaf River Home Health Care, LLC	MS	NIA	Mississippi Health Care Group, LLC	Ownership	100.000	UnitedHealth Group Incorporated	NO	
		00000	81-3741657				Leehar Distributors, LLC	DE	NIA	LDI Holding Company, LLC	Ownership	100.000	UnitedHealth Group Incorporated	NO	
		00000	32-0543788				Level2 Health Holdings, Inc.	DE	NIA	UnitedHealthcare, Inc.	Ownership	100.000	UnitedHealth Group Incorporated	NO	
		00000	82-3161933				Level2 Health IPA, LLC	DE	NIA	Level2 Health Holdings, Inc.	Ownership	100.000	UnitedHealth Group Incorporated	NO	
		00000	82-3130872				Level2 Health Management, LLC	DE	NIA	Level2 Health Holdings, Inc.	Ownership	100.000	UnitedHealth Group Incorporated	NO	
		00000	84-5003916				Level2 Medical Services, P.A.	DE	NIA	Physician(s) Owned	Influence	0.000	UnitedHealth Group Incorporated	NO	1
		00000	87-2684015				Level2 Medical Services, P.A. New Jersey	NJ	NIA	Physician(s) Owned	Influence	0.000	UnitedHealth Group Incorporated	NO	1
		00000	87-2600511				Level2 Medical Services, P.C. Alaska	AK	NIA	Physician(s) Owned	Influence	0.000	UnitedHealth Group Incorporated	NO	1
		00000	92-1153396				Level2 Medical Services, P.C. California	CA	NIA	Physician(s) Owned	Influence	0.000	UnitedHealth Group Incorporated	NO	1
		00000	87-0989804				Level2 Medical Services, P.C. Utah	UT	NIA	Physician(s) Owned	Influence	0.000	UnitedHealth Group Incorporated	NO	1
		00000	61-1028180				Lexington Surgery Center, Ltd.	KY	NIA	Surgery Center of Lexington, LLC	Ownership	72.500	UnitedHealth Group Incorporated	NO	2
		00000	36-3468942				LGH-A/Golf ASTC, L.L.C.	IL	NIA	Advocate-SCA Partners, LLC	Ownership	49.000	UnitedHealth Group Incorporated	NO	2
		00000	93-2898181				LHC California Home Health I, LLC	DE	NIA	California Health Care Group, LLC	Ownership	100.000	UnitedHealth Group Incorporated	NO	
		00000	86-2405954				LHC Group Health Clinic, LLC	LA	NIA	Louisiana Health Care Group, L.L.C.	Ownership	100.000	UnitedHealth Group Incorporated	NO	
		00000	81-2871053				LHC Group Pharmaceutical Services II, LLC	LA	NIA	LHC Group, Inc.	Ownership	100.000	UnitedHealth Group Incorporated	NO	
		00000	81-5023883				LHC Group Pharmaceutical Services III, LLC	LA	NIA	LHC Group, Inc.	Ownership	100.000	UnitedHealth Group Incorporated	NO	
		00000	83-0375302				LHC Group Pharmaceutical Services, L.L.C.	LA	NIA	LHC Group, Inc.	Ownership	100.000	UnitedHealth Group Incorporated	NO	
		00000	84-4689378				LHC Group Recruiting & Training Center, LLC	DE	NIA	LHC Group, Inc.	Ownership	100.000	UnitedHealth Group Incorporated	NO	
		00000	71-0918189				LHC Group, Inc.	DE	NIA	UnitedHealth Group Incorporated	Ownership	100.000	UnitedHealth Group Incorporated	NO	
		00000	20-3840328				LHC Health Care Group of Florida, LLC	FL	NIA	LHC Group, Inc.	Ownership	100.000	UnitedHealth Group Incorporated	NO	
		00000					LHC Home Health Care Group of Michigan, LLC	MI	NIA	LHC Group, Inc.	Ownership	100.000	UnitedHealth Group Incorporated	NO	
		00000	51-0588604				LHC HomeCare - Lifeline, LLC	KY	NIA	LHC Group, Inc.	Ownership	100.000	UnitedHealth Group Incorporated	NO	
		00000	26-2678253				LHC HomeCare of Tennessee, LLC	TN	NIA	Tennessee Health Care Group, LLC	Ownership	100.000	UnitedHealth Group Incorporated	NO	
		00000	26-3042468				LHC HomeCare of West Virginia, LLC	WV	NIA	West Virginia Health Care Group, LLC	Ownership	100.000	UnitedHealth Group Incorporated	NO	
		00000	93-3359035				LHC Loveland Home Health I, LLC	DE	NIA	Colorado Health Care Group, LLC	Ownership	100.000	UnitedHealth Group Incorporated	NO	
		00000					LHC Physician Services of West Virginia, LLC	WV	NIA	LHC Physician Services, LLC	Ownership	100.000	UnitedHealth Group Incorporated	NO	
		00000	47-5307153				LHC Physician Services, LLC	LA	NIA	LHC Group, Inc.	Ownership	100.000	UnitedHealth Group Incorporated	NO	
		00000	47-5289323				LHC Real Estate I, LLC	LA	NIA	LHC Group, Inc.	Ownership	100.000	UnitedHealth Group Incorporated	NO	
		00000	20-8308248				LHC Real Estate II, LLC	LA	NIA	LHC Group, Inc.	Ownership	100.000	UnitedHealth Group Incorporated	NO	
		00000	47-4185991				LHC C, LLC	MS	NIA	LHCG LXXXVIII, LLC	Ownership	100.000	UnitedHealth Group Incorporated	NO	
		00000	82-1229536				LHCG C1, LLC	VA	NIA	Virginia Health Care Group, LLC	Ownership	100.000	UnitedHealth Group Incorporated	NO	
		00000	87-1012762				LHCG C2, LLC	AZ	NIA	Arizona Health Care Group, LLC	Ownership	100.000	UnitedHealth Group Incorporated	NO	
		00000	86-3803711				LHCG C2II, LLC			Southwest Post-Acute Care Partnership, LLC	Ownership	100.000	UnitedHealth Group Incorporated	NO	
		00000	87-0969466				LHCG C2III, LLC	LA	NIA		Ownership	100.000	UnitedHealth Group Incorporated	NO	
		00000	87-2102125				LHCG C2IV, LLC	VA	NIA	Virginia Health Care Group, LLC	Ownership	100.000	UnitedHealth Group Incorporated	NO	
		00000	88-3216389				LHCG C2IX, LLC	NJ	NIA	New Jersey Health Care Group, LLC	Ownership	100.000	UnitedHealth Group Incorporated	NO	

ANNUAL STATEMENT FOR THE YEAR 2023 OF THE Oxford Health Plans (NJ), Inc.

**SCHEDULE Y**  
**PART 1A - DETAIL OF INSURANCE HOLDING COMPANY SYSTEM**

1	2	3	4	5	6	7	8	9	10	11	12	13	14	15	16
Group Code	Group Name	NAIC Company Code	ID Number	Federal RSSD	CIK	Name of Securities Exchange if Publicly Traded (U.S. or International)	Names of Parent, Subsidiaries Or Affiliates	Domiciliary Location	Relationship to Reporting Entity	Directly Controlled by (Name of Entity/Person)	Type of Control (Ownership, Board, Management, Attorney-in-Fact, Influence, Other)	If Control is Ownership Provide Percentage	Ultimate Controlling Entity(ies)/Person(s)	Is an SCA Filing Required? (Yes/No)	*
		00000	87-1462016				LHCG CCV, LLC	LA	NIA	Louisiana Health Care Group, L.L.C.	Ownership	100.000	UnitedHealth Group Incorporated	NO	
		00000	87-2061014				LHCG CCVI, LLC	AL	NIA	Alabama Health Care Group, LLC	Ownership	100.000	UnitedHealth Group Incorporated	NO	
		00000	87-1639987				LHCG CCVII, LLC	OH	NIA	Ohio Health Care Group, LLC	Ownership	100.000	UnitedHealth Group Incorporated	NO	
		00000	87-1640079				LHCG CCVIII, LLC	OH	NIA	Ohio Health Care Group, LLC	Ownership	100.000	UnitedHealth Group Incorporated	NO	
		00000	87-2695298				LHCG CCX, LLC	FL	NIA	LHC Health Care Group of Florida, LLC	Ownership	100.000	UnitedHealth Group Incorporated	NO	
		00000	87-3086258				LHCG CCXI, LLC	NJ	NIA	New Jersey Health Care Group, LLC	Ownership	100.000	UnitedHealth Group Incorporated	NO	
		00000					LHCG CCXII, LLC	NJ	NIA	New Jersey Health Care Group, LLC	Ownership	100.000	UnitedHealth Group Incorporated	NO	
										Southwest Post-Acute Care Partnership, LLC					
		00000	87-3155545				LHCG CCXIII, LLC	LA	NIA		Ownership	100.000	UnitedHealth Group Incorporated	NO	
		00000	87-3076026				LHCG CCXIV, LLC	RI	NIA	Tennessee Health Care Group, LLC	Ownership	100.000	UnitedHealth Group Incorporated	NO	
		00000					LHCG CCXV, LLC	NJ	NIA	New Jersey Health Care Group, LLC	Ownership	100.000	UnitedHealth Group Incorporated	NO	
										Southwest Post-Acute Care Partnership, LLC					
		00000	88-0582397				LHCG CCXVI, LLC	LA	NIA		Ownership	100.000	UnitedHealth Group Incorporated	NO	
		00000	88-2549028				LHCG CCXVII, LLC	NJ	NIA	New Jersey Health Care Group, LLC	Ownership	100.000	UnitedHealth Group Incorporated	NO	
		00000	88-4310496				LHCG CCXVIII, LLC	NJ	NIA	New Jersey Health Care Group, LLC	Ownership	100.000	UnitedHealth Group Incorporated	NO	
		00000	88-1480329				LHCG CCXX, LLC	AZ	NIA	Arizona Health Care Group, LLC	Ownership	100.000	UnitedHealth Group Incorporated	NO	
		00000					LHCG CCXXI, LLC	AZ	NIA	Arizona Health Care Group, LLC	Ownership	100.000	UnitedHealth Group Incorporated	NO	
		00000	88-0998942				LHCG CCXXII, LLC	GA	NIA	Southern Georgia Partnership, LLC	Ownership	100.000	UnitedHealth Group Incorporated	NO	
		00000	88-3537696				LHCG CCXXIV, LLC	MD	NIA	Maryland Intermediary-I, LLC	Ownership	100.000	UnitedHealth Group Incorporated	NO	
		00000	88-3537979				LHCG CCXXV, LLC	MD	NIA	Maryland Intermediary-III, LLC	Ownership	100.000	UnitedHealth Group Incorporated	NO	
		00000	88-3281766				LHCG CCXXVI, LLC	GA	NIA	Georgia Health Care Group, L.L.C.	Ownership	100.000	UnitedHealth Group Incorporated	NO	
		00000	88-3285752				LHCG CCXXVII, LLC	GA	NIA	Georgia Health Care Group, L.L.C.	Ownership	100.000	UnitedHealth Group Incorporated	NO	
		00000	88-3303273				LHCG CCXXVIII, LLC	GA	NIA	Georgia Health Care Group, L.L.C.	Ownership	100.000	UnitedHealth Group Incorporated	NO	
		00000	92-0578697				LHCG CCXXX, LLC	TN	NIA	West Tennessee HomeCare, LLC	Ownership	100.000	UnitedHealth Group Incorporated	NO	
		00000	92-1741428				LHCG CCXXXI, LLC	DE	NIA	Delaware Health Care Group, LLC	Ownership	100.000	UnitedHealth Group Incorporated	NO	
										Southwest Post-Acute Care Partnership, LLC					
		00000	92-3591019				LHCG CCXXXIII, LLC	TX	NIA		Ownership	100.000	UnitedHealth Group Incorporated	NO	
		00000	92-3832140				LHCG CCXXXIV, LLC	TX	NIA	Texas Health Care Group, L.L.C.	Ownership	100.000	UnitedHealth Group Incorporated	NO	
		00000	92-3828235				LHCG CCXXXV, LLC	TX	NIA	Texas Health Care Group, L.L.C.	Ownership	100.000	UnitedHealth Group Incorporated	NO	
		00000	82-1487800				LHCG CII, LLC	AR	NIA	Arkansas Health Care Group, LLC	Ownership	100.000	UnitedHealth Group Incorporated	NO	
		00000	82-1639945				LHCG CIV, LLC	AR	NIA	Arkansas Health Care Group, LLC	Ownership	100.000	UnitedHealth Group Incorporated	NO	
										Southwest Post-Acute Care Partnership, LLC					
		00000	82-2084222				LHCG CIX, LLC	LA	NIA		Ownership	100.000	UnitedHealth Group Incorporated	NO	
		00000	84-2121644				LHCG CL, LLC	MD	NIA	Maryland Health Care Group, LLC	Ownership	100.000	UnitedHealth Group Incorporated	NO	
										Southwest Post-Acute Care Partnership, LLC					
		00000	85-1221268				LHCG CLI, LLC	TX	NIA		Ownership	100.000	UnitedHealth Group Incorporated	NO	
		00000	84-3325549				LHCG CLII, LLC	NV	NIA	Nevada Health Care Group, LLC	Ownership	100.000	UnitedHealth Group Incorporated	NO	
		00000	84-4776234				LHCG CLIII, LLC	FL	NIA	Central Florida Partnership, LLC	Ownership	100.000	UnitedHealth Group Incorporated	NO	
		00000	84-4776384				LHCG CLIV, LLC	FL	NIA	Central Florida Partnership, LLC	Ownership	100.000	UnitedHealth Group Incorporated	NO	
		00000					LHCG CLIX, LLC	TX	NIA	Texas Health Care Group, L.L.C.	Ownership	100.000	UnitedHealth Group Incorporated	NO	
		00000	84-4829877				LHCG CLV, LLC	FL	NIA	Central Florida Partnership, LLC	Ownership	100.000	UnitedHealth Group Incorporated	NO	
		00000	84-4829979				LHCG CLVI, LLC	FL	NIA	Central Florida Partnership, LLC	Ownership	100.000	UnitedHealth Group Incorporated	NO	
		00000	85-0778549				LHCG CLVII, LLC	FL	NIA	Central Florida Partnership, LLC	Ownership	100.000	UnitedHealth Group Incorporated	NO	
		00000	84-4811662				LHCG CLVIII, LLC	GA	NIA	Georgia Health Care Group, L.L.C.	Ownership	100.000	UnitedHealth Group Incorporated	NO	
		00000	85-0792455				LHCG CLX, LLC	FL	NIA	Central Florida Partnership, LLC	Ownership	100.000	UnitedHealth Group Incorporated	NO	
		00000	85-0788038				LHCG CLXI, LLC	GA	NIA	SunCrest Home Health of Georgia, Inc.	Ownership	67.000	UnitedHealth Group Incorporated	NO	
		00000	85-2210023				LHCG CLXII, LLC	TN	NIA	LHCG LXXXVIII, LLC	Ownership	100.000	UnitedHealth Group Incorporated	NO	
		00000	85-1724529				LHCG CLXIII, LLC	CO	NIA	Colorado Health Care Group, LLC	Ownership	100.000	UnitedHealth Group Incorporated	NO	
		00000	85-2474241				LHCG CLXIV, LLC	GA	NIA	Eastern Georgia Partnership, LLC	Ownership	100.000	UnitedHealth Group Incorporated	NO	

ANNUAL STATEMENT FOR THE YEAR 2023 OF THE Oxford Health Plans (NJ), Inc.

**SCHEDULE Y**  
**PART 1A - DETAIL OF INSURANCE HOLDING COMPANY SYSTEM**

1	2	3	4	5	6	7	8	9	10	11	12	13	14	15	16
Group Code	Group Name	NAIC Company Code	ID Number	Federal RSSD	CIK	Name of Securities Exchange if Publicly Traded (U.S. or International)	Names of Parent, Subsidiaries Or Affiliates	Domi-ciliary Location	Relation-ship to Reporting Entity	Directly Controlled by (Name of Entity/Person)	Type of Control (Ownership, Board, Management, Attorney-in-Fact, Influence, Other)	If Control is Ownership Provide Percentage	Ultimate Controlling Entity(ies)/Person(s)	Is an SCA Filing Re-quired? (Yes/No)	*
		00000	85-2788913				LHCG CLXIX, LLC	LA	NIA	Louisiana Health Care Group, L.L.C.	Ownership	100.000	UnitedHealth Group Incorporated	NO	
		00000	85-2474342				LHCG CLXV, LLC	GA	NIA	Eastern Georgia Partnership, LLC	Ownership	100.000	UnitedHealth Group Incorporated	NO	
		00000	85-2501394				LHCG CLXVI, LLC	SC	NIA	Eastern Georgia Partnership, LLC	Ownership	100.000	UnitedHealth Group Incorporated	NO	
		00000	85-4059504				LHCG CLXVII, LLC	AR	NIA	Arkansas Health Care Group, LLC	Ownership	100.000	UnitedHealth Group Incorporated	NO	
		00000	85-3678555				LHCG CLXVIII, LLC	AR	NIA	Arkansas Health Care Group, LLC	Ownership	100.000	UnitedHealth Group Incorporated	NO	
		00000	85-3439557				LHCG CLXX, LLC	OK	NIA	Oklahoma Health Care Group, LLC	Ownership	100.000	UnitedHealth Group Incorporated	NO	
		00000	85-3371141				LHCG CLXXI, LLC	AZ	NIA	Arizona Health Care Group, LLC	Ownership	100.000	UnitedHealth Group Incorporated	NO	
		00000	85-3371400				LHCG CLXXII, LLC	AZ	NIA	Arizona Health Care Group, LLC	Ownership	100.000	UnitedHealth Group Incorporated	NO	
		00000	85-3597496				LHCG CLXXIII, LLC	WY	NIA	Wyoming Health Care Group, LLC	Ownership	100.000	UnitedHealth Group Incorporated	NO	
		00000	85-3597612				LHCG CLXXIV, LLC	WY	NIA	Wyoming Health Care Group, LLC	Ownership	100.000	UnitedHealth Group Incorporated	NO	
		00000	85-3788593				LHCG CLXXIX, LLC	NC	NIA	North Carolina Health Care Group, LLC	Ownership	100.000	UnitedHealth Group Incorporated	NO	
		00000	85-3597859				LHCG CLXXV, LLC	WY	NIA	Wyoming Health Care Group, LLC	Ownership	100.000	UnitedHealth Group Incorporated	NO	
		00000	85-3598017				LHCG CLXXVI, LLC	WY	NIA	Wyoming Health Care Group, LLC	Ownership	100.000	UnitedHealth Group Incorporated	NO	
		00000	85-3620785				LHCG CLXXVII, LLC	WY	NIA	Wyoming Health Care Group, LLC	Ownership	100.000	UnitedHealth Group Incorporated	NO	
		00000	85-3621349				LHCG CLXXVIII, LLC	WY	NIA	Wyoming Health Care Group, LLC	Ownership	100.000	UnitedHealth Group Incorporated	NO	
		00000	85-3844534				LHCG CLXXX, LLC	AK	NIA	LHC Group, Inc.	Ownership	100.000	UnitedHealth Group Incorporated	NO	
		00000	85-3844569				LHCG CLXXXI, LLC	AK	NIA	LHC Group, Inc.	Ownership	100.000	UnitedHealth Group Incorporated	NO	
		00000	85-3844617				LHCG CLXXXII, LLC	MT	NIA	Montana Health Care Group, LLC	Ownership	100.000	UnitedHealth Group Incorporated	NO	
		00000	85-3844754				LHCG CLXXXIII, LLC	MT	NIA	Montana Health Care Group, LLC	Ownership	100.000	UnitedHealth Group Incorporated	NO	
		00000	86-1418678				LHCG CLXXXIX, LLC	RI	NIA	Rhode Island Health Care Group, LLC	Ownership	100.000	UnitedHealth Group Incorporated	NO	
		00000	85-3845250				LHCG CLXXXV, LLC	WA	NIA	Washington Health Care Group, LLC	Ownership	100.000	UnitedHealth Group Incorporated	NO	
		00000	85-3864696				LHCG CLXXXVI, LLC	WA	NIA	Washington Health Care Group, LLC	Ownership	100.000	UnitedHealth Group Incorporated	NO	
		00000	85-3923619				LHCG CLXXXVII, LLC	MT	NIA	Montana Health Care Group, LLC	Ownership	100.000	UnitedHealth Group Incorporated	NO	
		00000					LHCG CLXXXVIII, LLC	CO	NIA	Colorado Health Care Group, LLC	Ownership	100.000	UnitedHealth Group Incorporated	NO	
		00000	82-1661632				LHCG CV, LLC	AR	NIA	Arkansas Health Care Group, LLC	Ownership	100.000	UnitedHealth Group Incorporated	NO	
		00000	82-2020284				LHCG CVI, LLC	LA	NIA	Southwest Post-Acute Care Partnership, LLC	Ownership	100.000	UnitedHealth Group Incorporated	NO	
		00000	82-2044952				LHCG CVII, LLC	LA	NIA	Southwest Post-Acute Care Partnership, LLC	Ownership	100.000	UnitedHealth Group Incorporated	NO	
		00000	82-1666299				LHCG CVIII, LLC	LA	NIA	Southwest Post-Acute Care Partnership, LLC	Ownership	100.000	UnitedHealth Group Incorporated	NO	
		00000	82-2098229				LHCG CX, LLC	LA	NIA	Southwest Post-Acute Care Partnership, LLC	Ownership	100.000	UnitedHealth Group Incorporated	NO	
		00000	86-1394064				LHCG CXI, LLC	TN	NIA	LHCG LXXXVIII, LLC	Ownership	100.000	UnitedHealth Group Incorporated	NO	
		00000	86-2876981				LHCG CXII, LLC	MO	NIA	LHCG CXXXIII, LLC	Ownership	100.000	UnitedHealth Group Incorporated	NO	
		00000	86-2320979				LHCG CXIII, LLC	MA	NIA	Massachusetts Health Care Group, LLC	Ownership	100.000	UnitedHealth Group Incorporated	NO	
		00000	86-2900948				LHCG CXIV, LLC	TX	NIA	Texas Health Care Group, L.L.C.	Ownership	100.000	UnitedHealth Group Incorporated	NO	
		00000	86-2947633				LHCG CXV, LLC	TX	NIA	Texas Health Care Group, L.L.C.	Ownership	100.000	UnitedHealth Group Incorporated	NO	
		00000	87-0821919				LHCG CXVI, LLC	VA	NIA	Virginia Health Care Group, LLC	Ownership	100.000	UnitedHealth Group Incorporated	NO	
		00000	86-3319565				LHCG CXVII, LLC	MS	NIA	Mississippi Health Care Group, LLC	Ownership	100.000	UnitedHealth Group Incorporated	NO	
		00000	86-3803591				LHCG CXVIII, LLC	AZ	NIA	Arizona Health Care Group, LLC	Ownership	100.000	UnitedHealth Group Incorporated	NO	
		00000	86-3859120				LHCG CXIX, LLC	IN	NIA	Indiana Health Care Group, LLC	Ownership	100.000	UnitedHealth Group Incorporated	NO	
		00000	87-0821493				LHCG CXX, LLC	VA	NIA	Virginia Health Care Group, LLC	Ownership	100.000	UnitedHealth Group Incorporated	NO	
		00000	82-2140184				LHCG CXXI, LLC	TX	NIA	Southwest Post-Acute Care Partnership, LLC	Ownership	100.000	UnitedHealth Group Incorporated	NO	
		00000	82-2146037				LHCG CXXII, LLC	TX	NIA	Southwest Post-Acute Care Partnership, LLC	Ownership	100.000	UnitedHealth Group Incorporated	NO	
		00000	82-2159030				LHCG CXXIII, LLC	TX	NIA	Southwest Post-Acute Care Partnership, LLC	Ownership	100.000	UnitedHealth Group Incorporated	NO	

ANNUAL STATEMENT FOR THE YEAR 2023 OF THE Oxford Health Plans (NJ), Inc.

**SCHEDULE Y**  
**PART 1A - DETAIL OF INSURANCE HOLDING COMPANY SYSTEM**

1	2	3	4	5	6	7	8	9	10	11	12	13	14	15	16
Group Code	Group Name	NAIC Company Code	ID Number	Federal RSSD	CIK	Name of Securities Exchange if Publicly Traded (U.S. or International)	Names of Parent, Subsidiaries Or Affiliates	Domiciliary Location	Relationship to Reporting Entity	Directly Controlled by (Name of Entity/Person)	Type of Control (Ownership, Board, Management, Attorney-in-Fact, Influence, Other)	If Control is Ownership Provide Percentage	Ultimate Controlling Entity(ies)/Person(s)	Is an SCA Filing Required? (Yes/No)	*
		00000	82-2174970				LHCG CXIV, LLC	TX	NIA	Southwest Post-Acute Care Partnership, LLC	Ownership	100.000	UnitedHealth Group Incorporated	NO	
		00000	82-1978232				LHCG CXIX, LLC	AR	NIA	Southwest Post-Acute Care Partnership, LLC	Ownership	100.000	UnitedHealth Group Incorporated	NO	
		00000	83-3146056				LHCG CXL, LLC	PA	NIA	Keystone Healthcare Partnership, LLC	Ownership	100.000	UnitedHealth Group Incorporated	NO	
		00000	83-3187481				LHCG CXLI, LLC	PA	NIA	Keystone Healthcare Partnership, LLC	Ownership	100.000	UnitedHealth Group Incorporated	NO	
		00000	83-323710				LHCG CXLII, LLC	PA	NIA	Keystone Healthcare Partnership, LLC	Ownership	100.000	UnitedHealth Group Incorporated	NO	
		00000	83-3565916				LHCG CXLIII, LLC	PA	NIA	Keystone Healthcare Partnership, LLC	Ownership	100.000	UnitedHealth Group Incorporated	NO	
		00000	83-3472384				LHCG CXLIV, LLC	NJ	NIA	Keystone Healthcare Partnership, LLC	Ownership	100.000	UnitedHealth Group Incorporated	NO	
		00000	84-2108475				LHCG CXLIX, LLC	MD	NIA	Maryland Intermediary-II, LLC	Ownership	100.000	UnitedHealth Group Incorporated	NO	
		00000	83-3452180				LHCG CXLV, LLC	NJ	NIA	Keystone Healthcare Partnership, LLC	Ownership	100.000	UnitedHealth Group Incorporated	NO	
		00000	83-4387481				LHCG CXLVI, LLC	MO	NIA	LHCG CXXXIII, LLC	Ownership	100.000	UnitedHealth Group Incorporated	NO	
		00000	83-4414219				LHCG CXLVII, LLC	MO	NIA	LHCG CXXXIII, LLC	Ownership	100.000	UnitedHealth Group Incorporated	NO	
		00000	83-4482875				LHCG CXLVIII, LLC	MO	NIA	LHCG CXXXIII, LLC	Ownership	100.000	UnitedHealth Group Incorporated	NO	
		00000	82-2187727				LHCG CXV, LLC	TX	NIA	Southwest Post-Acute Care Partnership, LLC	Ownership	100.000	UnitedHealth Group Incorporated	NO	
		00000	82-2206275				LHCG CXVI, LLC	TX	NIA	Southwest Post-Acute Care Partnership, LLC	Ownership	100.000	UnitedHealth Group Incorporated	NO	
		00000	82-2217874				LHCG CXVII, LLC	TX	NIA	Southwest Post-Acute Care Partnership, LLC	Ownership	100.000	UnitedHealth Group Incorporated	NO	
		00000	82-1999959				LHCG CXVIII, LLC	AR	NIA	Southwest Post-Acute Care Partnership, LLC	Ownership	100.000	UnitedHealth Group Incorporated	NO	
		00000	82-2117095				LHCG CXX, LLC	LA	NIA	Southwest Post-Acute Care Partnership, LLC	Ownership	100.000	UnitedHealth Group Incorporated	NO	
		00000	82-2231824				LHCG CXXI, LLC	TX	NIA	Southwest Post-Acute Care Partnership, LLC	Ownership	100.000	UnitedHealth Group Incorporated	NO	
		00000	82-2244399				LHCG CXXII, LLC	TX	NIA	Southwest Post-Acute Care Partnership, LLC	Ownership	100.000	UnitedHealth Group Incorporated	NO	
		00000	82-2301047				LHCG CXXIII, LLC	GA	NIA	Southwest Post-Acute Care Partnership, LLC	Ownership	100.000	UnitedHealth Group Incorporated	NO	
		00000	82-2261569				LHCG CXXIV, LLC	TX	NIA	Southwest Post-Acute Care Partnership, LLC	Ownership	100.000	UnitedHealth Group Incorporated	NO	
		00000	82-2441720				LHCG CXXV, LLC	AR	NIA	Southwest Arkansas HomeCare, LLC	Ownership	100.000	UnitedHealth Group Incorporated	NO	
		00000	32-0533814				LHCG CXXVI, LLC	LA	NIA	LHCG XLIII, LLC	Ownership	100.000	UnitedHealth Group Incorporated	NO	
		00000	30-0993916				LHCG CXXVII, LLC	VA	NIA	Virginia In-Home Partner-II, LLC	Ownership	100.000	UnitedHealth Group Incorporated	NO	
		00000	82-1984772				LHCG CXXVIII, LLC	AL	NIA	Alabama Health Care Group, LLC	Ownership	100.000	UnitedHealth Group Incorporated	NO	
		00000	82-2276690				LHCG CXXX, LLC	TX	NIA	Southwest Post-Acute Care Partnership, LLC	Ownership	100.000	UnitedHealth Group Incorporated	NO	
		00000	82-2469676				LHCG CXXXI, LLC	TX	NIA	LHCG CXVII, LLC	Ownership	100.000	UnitedHealth Group Incorporated	NO	
		00000	37-1866838				LHCG CXXXII, LLC	TN	NIA	University of TN Medical Center Home Care Services, LLC	Ownership	100.000	UnitedHealth Group Incorporated	NO	
		00000	32-0540219				LHCG CXXXIII, LLC	TN	NIA	University of TN Medical Center Home Care Services, LLC	Ownership	100.000	UnitedHealth Group Incorporated	NO	
		00000	35-2605467				LHCG CXXXIV, LLC	TN	NIA	Tennessee Health Care Group, LLC	Ownership	75.000	UnitedHealth Group Incorporated	NO	
		00000	82-5174891				LHCG CXXXIX, LLC	NV	NIA	Nevada Health Care Group, LLC	Ownership	75.000	UnitedHealth Group Incorporated	NO	
		00000	38-4049207				LHCG CXXXV, LLC	TN	NIA	LHCG CXXXIV, LLC	Ownership	100.000	UnitedHealth Group Incorporated	NO	
		00000	38-4049205				LHCG CXXXVI, LLC	TN	NIA	LHCG CXXXIV, LLC	Ownership	100.000	UnitedHealth Group Incorporated	NO	
		00000	38-4052246				LHCG CXXXVII, LLC	TX	NIA	LHCG XXXIII, LLC	Ownership	100.000	UnitedHealth Group Incorporated	NO	
		00000	82-4394415				LHCG CXXXVIII, LLC	NV	NIA	LHCG CXXXIX, LLC	Ownership	100.000	UnitedHealth Group Incorporated	NO	
		00000	83-2298550				LHCG CXXXIX, LLC	AR	NIA	Arkansas Health Care Group, LLC	Ownership	100.000	UnitedHealth Group Incorporated	NO	

41.28

ANNUAL STATEMENT FOR THE YEAR 2023 OF THE Oxford Health Plans (NJ), Inc.

**SCHEDULE Y**  
**PART 1A - DETAIL OF INSURANCE HOLDING COMPANY SYSTEM**

1	2	3	4	5	6	7	8	9	10	11	12	13	14	15	16
Group Code	Group Name	NAIC Company Code	ID Number	Federal RSSD	CIK	Name of Securities Exchange if Publicly Traded (U.S. or International)	Names of Parent, Subsidiaries Or Affiliates	Domiciliary Location	Relationship to Reporting Entity	Directly Controlled by (Name of Entity/Person)	Type of Control (Ownership, Board, Management, Attorney-in-Fact, Influence, Other)	If Control is Ownership Provide Percentage	Ultimate Controlling Entity(ies)/Person(s)	Is an SCA Filing Required? (Yes/No)	*
		00000	32-0565293				LHCG CXXXXI, LLC	AR	NIA	Northeast Arkansas Partnership, LLC	Ownership	100.000	UnitedHealth Group Incorporated	NO	
		00000	83-2810275				LHCG CXXXXII, LLC	AR	NIA	Northeast Arkansas Partnership, LLC	Ownership	100.000	UnitedHealth Group Incorporated	NO	
		00000	83-0681232				LHCG CXXXXIII, LLC	MO	NIA	Missouri Health Care Group, LLC	Ownership	80.000	UnitedHealth Group Incorporated	NO	
		00000	38-4085343				LHCG CXXXXIV, LLC	NV	NIA	LHCG CXXXIX, LLC	Ownership	100.000	UnitedHealth Group Incorporated	NO	
		00000	83-3292266				LHCG CXXXXV, LLC	DC	NIA	Washington D.C. Health Care Group, LLC	Ownership	100.000	UnitedHealth Group Incorporated	NO	
		00000					LHCG CXXXXVI, LLC	NC	NIA	North Carolina Health Care Group, LLC	Ownership	100.000	UnitedHealth Group Incorporated	NO	
		00000	35-2503790				LHCG L, LLC	NC	NIA	North Carolina Health Care Group, LLC	Ownership	100.000	UnitedHealth Group Incorporated	NO	
		00000	46-4444376				LHCG LI, LLC	AL	NIA	Alabama Health Care Group, LLC	Ownership	75.000	UnitedHealth Group Incorporated	NO	
		00000	46-4704340				LHCG LII, LLC	WV	NIA	West Virginia Health Care Group, LLC	Ownership	100.000	UnitedHealth Group Incorporated	NO	
		00000	47-1144980				LHCG LIX, LLC	RI	NIA	Rhode Island Health Care Group, LLC	Ownership	100.000	UnitedHealth Group Incorporated	NO	
		00000	47-1246146				LHCG LVI, LLC	AZ	NIA	Arizona Health Care Group, LLC	Ownership	100.000	UnitedHealth Group Incorporated	NO	
		00000	47-1247286				LHCG LVII, LLC	CO	NIA	Colorado Health Care Group, LLC	Ownership	100.000	UnitedHealth Group Incorporated	NO	
		00000	47-1271229				LHCG LVIII, LLC	MA	NIA	Massachusetts Health Care Group, LLC	Ownership	100.000	UnitedHealth Group Incorporated	NO	
		00000	47-1146759				LHCG LX, LLC	UT	NIA	Utah Health Care Group, LLC	Ownership	100.000	UnitedHealth Group Incorporated	NO	
		00000	32-0442009				LHCG LXII, LLC	TN	NIA	Tennessee Health Care Group, LLC	Ownership	100.000	UnitedHealth Group Incorporated	NO	
		00000	61-1739528				LHCG LXIII, LLC	WA	NIA	Washington Health Care Group, LLC	Ownership	100.000	UnitedHealth Group Incorporated	NO	
		00000	47-1817080				LHCG LXIV, LLC	AL	NIA	Southeast Alabama HomeCare, LLC	Ownership	80.000	UnitedHealth Group Incorporated	NO	
		00000	47-5422639				LHCG LXIX, LLC	MO	NIA	LHCG LXV, LLC	Ownership	90.000	UnitedHealth Group Incorporated	NO	
		00000	47-2557600				LHCG LXV, LLC	MO	NIA	Missouri Health Care Group, LLC	Ownership	70.000	UnitedHealth Group Incorporated	NO	
		00000	47-4283509				LHCG LXVII, LLC	LA	NIA	Louisiana Health Care Group, L.L.C.	Ownership	67.000	UnitedHealth Group Incorporated	NO	
		00000	47-4518424				LHCG LXVIII, LLC	AR	NIA	Arkansas Health Care Group, LLC	Ownership	100.000	UnitedHealth Group Incorporated	NO	
		00000	47-5067719				LHCG LXX, LLC	KY	NIA	Kentucky Health Care Group, LLC	Ownership	100.000	UnitedHealth Group Incorporated	NO	
		00000	47-5393382				LHCG LXXI, LLC	KY	NIA	Kentucky Health Care Group, LLC	Ownership	100.000	UnitedHealth Group Incorporated	NO	
		00000	47-5634097				LHCG LXXII, LLC	LA	NIA	Louisiana Health Care Group, L.L.C.	Ownership	100.000	UnitedHealth Group Incorporated	NO	
		00000					LHCG LXXIII, LLC	OR	NIA	Oregon Health Care Group, LLC	Ownership	100.000	UnitedHealth Group Incorporated	NO	
		00000	81-1105754				LHCG LXXIV, LLC	GA	NIA	Georgia Health Care Group, L.L.C.	Ownership	100.000	UnitedHealth Group Incorporated	NO	
		00000	81-1236953				LHCG LXXIX, LLC	AL	NIA	Alabama Health Care Group, LLC	Ownership	100.000	UnitedHealth Group Incorporated	NO	
		00000					LHCG LXXV, LLC	GA	NIA	Georgia Health Care Group, L.L.C.	Ownership	100.000	UnitedHealth Group Incorporated	NO	
		00000	81-1091347				LHCG LXXVI, LLC	LA	NIA	Louisiana Health Care Group, L.L.C.	Ownership	85.000	UnitedHealth Group Incorporated	NO	
		00000	35-2553180				LHCG LXXVII, LLC	AZ	NIA	Arizona Health Care Group, LLC	Ownership	75.000	UnitedHealth Group Incorporated	NO	
		00000	81-3720770				LHCG LXXX, LLC	LA	NIA	Louisiana Health Care Group, L.L.C.	Ownership	90.000	UnitedHealth Group Incorporated	NO	
		00000					LHCG LXXXI, LLC	VA	NIA	Virginia Health Care Group, LLC	Ownership	100.000	UnitedHealth Group Incorporated	NO	
		00000					LHCG LXXXII, LLC	MD	NIA	Maryland Health Care Group, LLC	Ownership	100.000	UnitedHealth Group Incorporated	NO	
		00000	61-1788793				LHCG LXXXIII, LLC	FL	NIA	LHC Health Care Group of Florida, LLC	Ownership	75.000	UnitedHealth Group Incorporated	NO	
		00000	81-2227463				LHCG LXXXIV, LLC	AR	NIA	Arkansas Health Care Group, LLC	Ownership	100.000	UnitedHealth Group Incorporated	NO	
		00000	81-3242471				LHCG LXXXV, LLC	AL	NIA	Alabama Health Care Group, LLC	Ownership	75.000	UnitedHealth Group Incorporated	NO	
		00000	81-5300843				LHCG LXXXVI, LLC	WV	NIA	LHCG LXXXVII, LLC	Ownership	100.000	UnitedHealth Group Incorporated	NO	
		00000	36-4847404				LHCG LXXXVII, LLC	AR	NIA	Arkansas Healthcare Partners, LLC	Ownership	100.000	UnitedHealth Group Incorporated	NO	
		00000	36-4847423				LHCG LXXXVIII, LLC	AR	NIA	Arkansas Healthcare Partners, LLC	Ownership	100.000	UnitedHealth Group Incorporated	NO	
		00000	37-1847660				LHCG LXXXIX, LLC	WV	NIA	West Virginia Health Care Group, LLC	Ownership	90.000	UnitedHealth Group Incorporated	NO	
		00000	30-0965267				LHCG LXXXX, LLC	TN	NIA	Tennessee Health Care Group, LLC	Ownership	67.000	UnitedHealth Group Incorporated	NO	
		00000	84-3090589				LHCG New York Holdings, LLC	DE	NIA	LHC Group, Inc.	Ownership	100.000	UnitedHealth Group Incorporated	NO	
		00000	82-1485228				LHCG Partner II, LLC	TX	NIA	LHC Group, Inc.	Ownership	100.000	UnitedHealth Group Incorporated	NO	
		00000	81-4453882				LHCG Partner, LLC	DE	NIA	LHC Group, Inc.	Ownership	100.000	UnitedHealth Group Incorporated	NO	
		00000	68-0538825				LHCG V, L.L.C.	LA	NIA	Louisiana Health Care Group, L.L.C.	Ownership	67.000	UnitedHealth Group Incorporated	NO	
		00000	72-1568177				LHCG VI, L.L.C.	LA	NIA	Louisiana Health Care Group, L.L.C.	Ownership	100.000	UnitedHealth Group Incorporated	NO	
		00000	87-0713147				LHCG VIII, L.L.C.	LA	NIA	Louisiana Health Care Group, L.L.C.	Ownership	67.000	UnitedHealth Group Incorporated	NO	
		00000	20-3122072				LHCG X, L.L.C.	LA	NIA	Louisiana Health Care Group, L.L.C.	Ownership	100.000	UnitedHealth Group Incorporated	NO	
		00000	81-5306967				LHCG XC, LLC	WV	NIA	LHCG LXXXVII, LLC	Ownership	100.000	UnitedHealth Group Incorporated	NO	

ANNUAL STATEMENT FOR THE YEAR 2023 OF THE Oxford Health Plans (NJ), Inc.

**SCHEDULE Y**  
**PART 1A - DETAIL OF INSURANCE HOLDING COMPANY SYSTEM**

1	2	3	4	5	6	7	8	9	10	11	12	13	14	15	16
Group Code	Group Name	NAIC Company Code	ID Number	Federal RSSD	CIK	Name of Securities Exchange if Publicly Traded (U.S. or International)	Names of Parent, Subsidiaries Or Affiliates	Domiciliary Location	Relationship to Reporting Entity	Directly Controlled by (Name of Entity/Person)	Type of Control (Ownership, Board, Management, Attorney-in-Fact, Influence, Other)	If Control is Ownership Provide Percentage	Ultimate Controlling Entity(ies)/Person(s)	Is an SCA Filing Required? (Yes/No)	*
		00000	81-5322329				LHCG XCI, LLC	OH	NIA	LHCG LXXXVIII, LLC	Ownership	100.000	UnitedHealth Group Incorporated	NO	
		00000	81-5344998				LHCG XCII, LLC	OH	NIA	LHCG LXXXVIII, LLC	Ownership	100.000	UnitedHealth Group Incorporated	NO	
		00000	81-5266120				LHCG XCIII, LLC	TN	NIA	LHCG LXXXVIII, LLC	Ownership	100.000	UnitedHealth Group Incorporated	NO	
		00000	81-5274714				LHCG XCIV, LLC	TN	NIA	LHCG LXXXVIII, LLC	Ownership	100.000	UnitedHealth Group Incorporated	NO	
		00000	81-5377954				LHCG XCIX, LLC	MS	NIA	LHCG LXXXVIII, LLC	Ownership	100.000	UnitedHealth Group Incorporated	NO	
		00000	81-5297025				LHCG XCV, LLC	TN	NIA	LHCG LXXXVIII, LLC	Ownership	100.000	UnitedHealth Group Incorporated	NO	
		00000	81-5306890				LHCG XCVI, LLC	TN	NIA	LHCG LXXXVIII, LLC	Ownership	100.000	UnitedHealth Group Incorporated	NO	
		00000	81-5322529				LHCG XCVII, LLC	TN	NIA	LHCG LXXXVIII, LLC	Ownership	100.000	UnitedHealth Group Incorporated	NO	
		00000	81-5345526				LHCG XCVIII, LLC	MS	NIA	LHCG LXXXVIII, LLC	Ownership	100.000	UnitedHealth Group Incorporated	NO	
		00000	20-3373056				LHCG XII, L.L.C.	LA	NIA	Louisiana Health Care Group, L.L.C.	Ownership	84.083	UnitedHealth Group Incorporated	NO	
		00000	20-8068308				LHCG XIII, L.L.C.	LA	NIA	Louisiana Health Care Group, L.L.C.	Ownership	67.000	UnitedHealth Group Incorporated	NO	
		00000	20-8072593				LHCG XIV, L.L.C.	LA	NIA	Louisiana Health Care Group, L.L.C.	Ownership	85.000	UnitedHealth Group Incorporated	NO	
		00000	27-3529253				LHCG XIX, LLC	FL	NIA	LHC Health Care Group of Florida, LLC	Ownership	75.000	UnitedHealth Group Incorporated	NO	
		00000	46-2509518				LHCG XL, LLC	GA	NIA	Georgia Health Care Group, L.L.C.	Ownership	100.000	UnitedHealth Group Incorporated	NO	
		00000	32-0398996				LHCG XLI, LLC	SC	NIA	South Carolina Health Care Group, LLC	Ownership	100.000	UnitedHealth Group Incorporated	NO	
		00000	30-0760667				LHCG XLII, LLC	AR	NIA	Arkansas Health Care Group, LLC	Ownership	100.000	UnitedHealth Group Incorporated	NO	
		00000	46-2588378				LHCG XLIII, LLC	LA	NIA	Louisiana Health Care Group, L.L.C.	Ownership	100.000	UnitedHealth Group Incorporated	NO	
		00000	46-2509580				LHCG XLIV, LLC	LA	NIA	Louisiana Health Care Group, L.L.C.	Ownership	100.000	UnitedHealth Group Incorporated	NO	
		00000	32-0408265				LHCG XLVI, LLC	KY	NIA	Kentucky Health Care Group, LLC	Ownership	100.000	UnitedHealth Group Incorporated	NO	
		00000	61-1710815				LHCG XLVII, LLC	WI	NIA	Wisconsin Health Care Group, LLC	Ownership	100.000	UnitedHealth Group Incorporated	NO	
		00000	27-0818309				LHCG XLVIII, LLC	MN	NIA	Minnesota Health Care Group, LLC	Ownership	100.000	UnitedHealth Group Incorporated	NO	
		00000	27-1032201				LHCG XV, LLC	LA	NIA	Louisiana Health Care Group, L.L.C.	Ownership	100.000	UnitedHealth Group Incorporated	NO	
		00000	27-2544802				LHCG XVII, LLC	LA	NIA	Louisiana Health Care Group, L.L.C.	Ownership	100.000	UnitedHealth Group Incorporated	NO	
		00000	27-3529180				LHCG XXI, LLC	ID	NIA	Idaho Health Care Group, LLC	Ownership	100.000	UnitedHealth Group Incorporated	NO	
		00000	27-3993048				LHCG XXII, LLC	ID	NIA	Idaho Health Care Group, LLC	Ownership	100.000	UnitedHealth Group Incorporated	NO	
		00000	27-4100261				LHCG XXIII, LLC	AL	NIA	Alabama Health Care Group, LLC	Ownership	100.000	UnitedHealth Group Incorporated	NO	
		00000	27-5200416				LHCG XXIV, LLC	KY	NIA	Kentucky Health Care Group, LLC	Ownership	75.000	UnitedHealth Group Incorporated	NO	
		00000	27-4604406				LHCG XXV, LLC	AL	NIA	Alabama Health Care Group, LLC	Ownership	67.000	UnitedHealth Group Incorporated	NO	
		00000					LHCG XXVI, LLC	MO	NIA	Missouri Health Care Group, LLC	Ownership	100.000	UnitedHealth Group Incorporated	NO	
		00000						MS	NIA	Mississippi Health Care Group, LLC	Ownership	100.000	UnitedHealth Group Incorporated	NO	
		00000						PA	NIA	Pennsylvania Health Care Group Holdings, LLC	Ownership	100.000	UnitedHealth Group Incorporated	NO	
		00000	45-4894023				LHCG XXVIII, LLC	TX	NIA	Texas Health Care Group, L.L.C.	Ownership	70.000	UnitedHealth Group Incorporated	NO	
		00000	46-0756410				LHCG XXXIV, LLC	AL	NIA	Alabama Health Care Group, LLC	Ownership	100.000	UnitedHealth Group Incorporated	NO	
		00000	37-1711510				LHCG XXXIX, LLC	NV	NIA	Nevada Health Care Group, LLC	Ownership	100.000	UnitedHealth Group Incorporated	NO	
		00000	30-0760684				LHCG XXXVII, LLC	IL	NIA	Illinois Health Care Group, LLC	Ownership	100.000	UnitedHealth Group Incorporated	NO	
		00000	46-1994514				LHCG XXXVIII, LLC	CA	NIA	California Health Care Group, LLC	Ownership	100.000	UnitedHealth Group Incorporated	NO	
		00000	46-4588779				Liberty Endoscopy Center, LLC	NY	NIA	PE Healthcare Associates, LLC	Ownership	42.999	UnitedHealth Group Incorporated	NO	2
		00000	20-0468524				Life Strategies Counseling, Inc.	AR	NIA	Physician(s) Owned	Influence	0.000	UnitedHealth Group Incorporated	NO	1
		00000	51-0588592				Lifeline Home Health Care of Bowling Green, LLC	KY	NIA	LHC HomeCare - Lifeline, LLC	Ownership	100.000	UnitedHealth Group Incorporated	NO	
		00000	20-8826388				Lifeline Home Health Care of Fulton, LLC	KY	NIA	Kentucky Health Care Group, LLC	Ownership	100.000	UnitedHealth Group Incorporated	NO	
		00000	51-0588601				Lifeline Home Health Care of Hopkinsville, LLC	KY	NIA	Kentucky Health Care Group, LLC	Ownership	100.000	UnitedHealth Group Incorporated	NO	
		00000	14-1975227				Lifeline Home Health Care of Lady Lake, LLC	FL	NIA	Munroe Regional HomeCare, LLC	Ownership	100.000	UnitedHealth Group Incorporated	NO	
		00000	14-1975232				Lifeline Home Health Care of Lakeland, LLC	FL	NIA	LHC Health Care Group of Florida, LLC	Ownership	100.000	UnitedHealth Group Incorporated	NO	
		00000	51-0588599				Lifeline Home Health Care of Lexington, LLC	KY	NIA	LHC HomeCare - Lifeline, LLC	Ownership	100.000	UnitedHealth Group Incorporated	NO	
		00000	14-1975234				Lifeline Home Health Care of Marathon, LLC	FL	NIA	LHC Health Care Group of Florida, LLC	Ownership	100.000	UnitedHealth Group Incorporated	NO	

ANNUAL STATEMENT FOR THE YEAR 2023 OF THE Oxford Health Plans (NJ), Inc.

**SCHEDULE Y**  
**PART 1A - DETAIL OF INSURANCE HOLDING COMPANY SYSTEM**

1	2	3	4	5	6	7	8	9	10	11	12	13	14	15	16
Group Code	Group Name	NAIC Company Code	ID Number	Federal RSSD	CIK	Name of Securities Exchange if Publicly Traded (U.S. or International)	Names of Parent, Subsidiaries Or Affiliates	Domiciliary Location	Relationship to Reporting Entity	Directly Controlled by (Name of Entity/Person)	Type of Control (Ownership, Board, Management, Attorney-in-Fact, Influence, Other)	If Control is Ownership Provide Percentage	Ultimate Controlling Entity(ies)/Person(s)	Is an SCA Filing Required? (Yes/No)	*
		00000	14-1975231				Lifeline Home Health Care of Port Charlotte, LLC	FL	NIA	LHC Health Care Group of Florida, LLC	Ownership	100.000	UnitedHealth Group Incorporated	NO	
		00000	51-0588600				Lifeline Home Health Care of Russellville, LLC	KY	NIA	LHC HomeCare - Lifeline, LLC	Ownership	100.000	UnitedHealth Group Incorporated	NO	
		00000	51-0588594				Lifeline Home Health Care of Somerset, LLC	KY	NIA	LHC HomeCare - Lifeline, LLC	Ownership	100.000	UnitedHealth Group Incorporated	NO	
		00000	20-8826801				Lifeline Home Health Care of Springfield, LLC	TN	NIA	Tennessee Health Care Group, LLC	Ownership	100.000	UnitedHealth Group Incorporated	NO	
		00000	06-1793261				Lifeline Home Health Care of Union City, LLC	TN	NIA	West Tennessee HomeCare, LLC	Ownership	100.000	UnitedHealth Group Incorporated	NO	
		00000	27-3468680				Lifeline HomeCare of Salem, LLC	KY	NIA	Kentucky Health Care Group, LLC	Ownership	100.000	UnitedHealth Group Incorporated	NO	
		00000	26-0609961				Lifeline of West Tennessee, LLC	TN	NIA	West Tennessee HomeCare, LLC	Ownership	100.000	UnitedHealth Group Incorporated	NO	
		00000	51-0588602				Lifeline Private Duty Services of Kentucky, LLC	KY	NIA	LHC HomeCare - Lifeline, LLC	Ownership	100.000	UnitedHealth Group Incorporated	NO	
		00000	27-3468870				Lifeline Rockcastle Home Health, LLC	KY	NIA	Kentucky Health Care Group, LLC	Ownership	75.000	UnitedHealth Group Incorporated	NO	
		00000	32-0409538				Lifeline Home Health Care of Union City, LLC	DE	NIA	Collaborative Care Holdings, LLC	Ownership	100.000	UnitedHealth Group Incorporated	NO	
		00000	26-3292877				LifeSolutions Counseling Associates, P.C.	IN	NIA	Physician(s) Owned	Influence	0.000	UnitedHealth Group Incorporated	NO	1
		00000	58-2305878				Lifell, Ltd. Co.	GA	NIA	HealthSCOPE Benefits, Inc.	Ownership	100.000	UnitedHealth Group Incorporated	NO	
		00000	51-0277181				Limestone Medical Center, LLC	DE	NIA	Virtua-SCA Holdings II, LLC	Ownership	60.000	UnitedHealth Group Incorporated	NO	2
		00000	88-0586923				Lindenhurst Holding, LLC	DE	NIA	SC Affiliates, LLC	Ownership	100.000	UnitedHealth Group Incorporated	NO	
		00000	36-4711459				Lindenhurst Surgery Center, LLC	DE	NIA	Lindenhurst Holding, LLC	Ownership	5.000	UnitedHealth Group Incorporated	NO	2
		00000	13-3792263				Litson Certified Care, Inc.	NY	NIA	Western Region Health Corporation	Ownership	100.000	UnitedHealth Group Incorporated	NO	
		00000	14-1630316				Litson Health Care, Inc.	NY	NIA	Willcare, Inc.	Ownership	100.000	UnitedHealth Group Incorporated	NO	
		00000	20-3171304				LLC-I, L.L.C.	LA	NIA	Louisiana Health Care Group, L.L.C.	Ownership	51.000	UnitedHealth Group Incorporated	NO	
		00000	20-3171358				LLC-II, L.L.C.	LA	NIA	Louisiana Health Care Group, L.L.C.	Ownership	100.000	UnitedHealth Group Incorporated	NO	
		00000	82-2435405				Logan Surgical Suites, LLC	UT	NIA	SCA Northern Utah Holdings, LLC	Ownership	51.000	UnitedHealth Group Incorporated	NO	
		00000	04-3485196				Long Term Solutions, Inc.	MA	NIA	National Health Industries, Inc.	Ownership	100.000	UnitedHealth Group Incorporated	NO	
		00000	98-1337963				Lotten-Eyes Oftalmologia Clinica e Cirurgica Ltda.	BRA	NIA	Hospital Alvorada Taguatinga Ltda.	Ownership	100.000	UnitedHealth Group Incorporated	NO	
		00000	98-1337963				Lotten-Eyes Oftalmologia Clinica e Cirurgica Ltda.	BRA	NIA	Esho - Empresa de Serviços Hospitalares S.A.	Ownership	0.000	UnitedHealth Group Incorporated	NO	
		00000	81-3825304				Louisa Home Care Holdings, LLC	DE	NIA	AF-CH-HH, LLC	Ownership	100.000	UnitedHealth Group Incorporated	NO	
		00000	26-3385143				Louisa Home Care Services, LLC	DE	NIA	AFAM Holding Co, LLC	Ownership	100.000	UnitedHealth Group Incorporated	NO	
		00000	26-4691864				Louisiana Extended Care Hospital of Kenner, LLC	LA	NIA	Louisiana Health Care Group, L.L.C.	Ownership	75.000	UnitedHealth Group Incorporated	NO	
		00000	71-0917926				Louisiana Health Care Group, L.L.C.	LA	NIA	LHC Group, Inc.	Ownership	100.000	UnitedHealth Group Incorporated	NO	
		00000	37-1863351				Louisiana Home Health of Feliciana, LLC	LA	NIA	Southeast Louisiana HomeCare, L.L.C.	Ownership	100.000	UnitedHealth Group Incorporated	NO	
		00000	26-4021300				Louisiana Home Health of Hammond, L.L.C.	LA	NIA	Southeast Louisiana HomeCare, L.L.C.	Ownership	100.000	UnitedHealth Group Incorporated	NO	
		00000	26-4021213				Louisiana Home Health of Houma, L.L.C.	LA	NIA	Southeast Louisiana HomeCare, L.L.C.	Ownership	100.000	UnitedHealth Group Incorporated	NO	
		00000	72-1510211				Louisiana HomeCare of Delhi, L.L.C.	LA	NIA	Louisiana Health Care Group, L.L.C.	Ownership	67.000	UnitedHealth Group Incorporated	NO	
		00000	26-4020996				Louisiana HomeCare of Kenner, L.L.C.	LA	NIA	Southeast Louisiana HomeCare, L.L.C.	Ownership	100.000	UnitedHealth Group Incorporated	NO	
		00000	26-4021094				Louisiana HomeCare of Litcher, L.L.C.	LA	NIA	Southeast Louisiana HomeCare, L.L.C.	Ownership	100.000	UnitedHealth Group Incorporated	NO	
		00000	72-1518559				Louisiana HomeCare of Minden, L.L.C.	LA	NIA	Louisiana Health Care Group, L.L.C.	Ownership	67.000	UnitedHealth Group Incorporated	NO	
		00000	47-0902218				Louisiana HomeCare of Miss-Lou, L.L.C.	LA	NIA	Louisiana Health Care Group, L.L.C.	Ownership	100.000	UnitedHealth Group Incorporated	NO	
		00000	72-1508052				Louisiana HomeCare of Monroe, L.L.C.	LA	NIA	Louisiana Health Care Group, L.L.C.	Ownership	67.000	UnitedHealth Group Incorporated	NO	
		00000	04-3684185				Louisiana HomeCare of North Louisiana, L.L.C.	LA	NIA	Louisiana Health Care Group, L.L.C.	Ownership	100.000	UnitedHealth Group Incorporated	NO	
		00000	72-1510431				Louisiana HomeCare of Northwest Louisiana, L.L.C.	LA	NIA	Louisiana Health Care Group, L.L.C.	Ownership	67.000	UnitedHealth Group Incorporated	NO	
		00000	26-2367190				Louisiana HomeCare of Plaquemine, LLC	LA	NIA	Louisiana Health Care Group, L.L.C.	Ownership	100.000	UnitedHealth Group Incorporated	NO	



ANNUAL STATEMENT FOR THE YEAR 2023 OF THE Oxford Health Plans (NJ), Inc.

**SCHEDULE Y**  
**PART 1A - DETAIL OF INSURANCE HOLDING COMPANY SYSTEM**

1	2	3	4	5	6	7	8	9	10	11	12	13	14	15	16
Group Code	Group Name	NAIC Company Code	ID Number	Federal RSSD	CIK	Name of Securities Exchange if Publicly Traded (U.S. or International)	Names of Parent, Subsidiaries Or Affiliates	Domi-ciliary Location	Relation-ship to Reporting Entity	Directly Controlled by (Name of Entity/Person)	Type of Control (Ownership, Board, Management, Attorney-in-Fact, Influence, Other)	If Control is Ownership Provide Percentage	Ultimate Controlling Entity(ies)/Person(s)	Is an SCA Filing Re-quired? (Yes/No)	*
		00000	26-4020922				Louisiana HomeCare of Raceland, L.L.C.	..LA.....	..NIA.....	Southeast Louisiana HomeCare, L.L.C.	Ownership.....	100.000	UnitedHealth Group Incorporated	..NO.....	
		00000	41-2071626				Louisiana HomeCare of Slidell, L.L.C.	..LA.....	..NIA.....	Louisiana Health Care Group, L.L.C.	Ownership.....	67.000	UnitedHealth Group Incorporated	..NO.....	
		00000	71-0918184				Louisiana Hospice & Palliative Care, L.L.C.	..LA.....	..NIA.....	Louisiana Hospice Group, LLC	Ownership.....	100.000	UnitedHealth Group Incorporated	..NO.....	
		00000	45-2744395				Louisiana Hospice Group, LLC	..LA.....	..NIA.....	Louisiana Health Care Group, L.L.C.	Ownership.....	61.000	UnitedHealth Group Incorporated	..NO.....	
		00000	30-0962065				Louisiana In-Home Healthcare Partnership-I, LLC	..LA.....	..NIA.....	Louisiana Health Care Group, L.L.C.	Ownership.....	100.000	UnitedHealth Group Incorporated	..NO.....	
		00000	36-4886826				Louisiana In-Home Healthcare Partnership-II, LLC	..LA.....	..NIA.....	In-Home Healthcare Partnership, LLC	Ownership.....	100.000	UnitedHealth Group Incorporated	..NO.....	
		00000	35-2614777				Louisiana In-Home Healthcare Partnership-III, LLC	..LA.....	..NIA.....	In-Home Healthcare Partnership, LLC	Ownership.....	100.000	UnitedHealth Group Incorporated	..NO.....	
		00000	81-4832564				Louisiana In-Home Partner-I, LLC	..LA.....	..NIA.....	Louisiana In-Home Healthcare Partnership-I, LLC	Ownership.....	100.000	UnitedHealth Group Incorporated	..NO.....	
		00000	35-2616195				Louisiana In-Home Partner-II, LLC	..LA.....	..NIA.....	Louisiana In-Home Healthcare Partnership-II, LLC	Ownership.....	100.000	UnitedHealth Group Incorporated	..NO.....	
		00000	82-4146470				Louisiana In-Home Partner-III, LLC	..LA.....	..NIA.....	Louisiana In-Home Healthcare Partnership-III, LLC	Ownership.....	100.000	UnitedHealth Group Incorporated	..NO.....	
		00000	82-4272020				Louisiana Physical Therapy Services of Bossier City, LLC	..LA.....	..NIA.....	Louisiana Health Care Group, L.L.C.	Ownership.....	100.000	UnitedHealth Group Incorporated	..NO.....	
		00000	85-1606845				Louisiana Physical Therapy Services of Harahan, LLC	..LA.....	..NIA.....	Louisiana Health Care Group, L.L.C.	Ownership.....	100.000	UnitedHealth Group Incorporated	..NO.....	
		00000	86-3380313				Louisiana Physical Therapy Services of Lafayette, LLC	..LA.....	..NIA.....	Louisiana Health Care Group, L.L.C.	Ownership.....	100.000	UnitedHealth Group Incorporated	..NO.....	
		00000	71-0917927				Louisiana Physical Therapy, L.L.C.	..LA.....	..NIA.....	Louisiana Health Care Group, L.L.C.	Ownership.....	100.000	UnitedHealth Group Incorporated	..NO.....	
		00000	62-1179566				Louisville S.C., Ltd.	..KY.....	..NIA.....	Surgery Center of Louisville, LLC	Ownership.....	99.000	UnitedHealth Group Incorporated	..NO.....	
		00000	62-1179566				Louisville S.C., Ltd.	..KY.....	..NIA.....	Endoscopy Center Affiliates, Inc.	Ownership.....	1.000	UnitedHealth Group Incorporated	..NO.....	
		00000	62-1179538				Louisville-SC Properties, Inc.	..KY.....	..NIA.....	SC Affiliates, LLC	Ownership.....	100.000	UnitedHealth Group Incorporated	..NO.....	
		00000	36-4119519				Loyola Ambulatory Surgery Center at Oakbrook, Inc.	..IL.....	..NIA.....	ASC Network, LLC	Ownership.....	100.000	UnitedHealth Group Incorporated	..NO.....	
		00000	85-1275334				LTS At Home, LLC	..DE.....	..NIA.....	Long Term Solutions, Inc.	Ownership.....	100.000	UnitedHealth Group Incorporated	..NO.....	
		00000	02-0749532				Lutheran Campus ASC, LLC	..CO.....	..NIA.....	SQLHS-SCA Holdings, LLC	Ownership.....	71.868	UnitedHealth Group Incorporated	..NO.....	
		00000	20-2547795				Main Line Spine Surgery Center, LLC	..PA.....	..NIA.....	Virtua-SCA Holdings II, LLC	Ownership.....	55.000	UnitedHealth Group Incorporated	..NO.....	2
.0707	UnitedHealth Group Incorporated	60321	52-1803283				MANSI Life and Health Insurance Company	..MD.....	..IA.....	United HealthCare Services, Inc.	Ownership.....	100.000	UnitedHealth Group Incorporated	..NO.....	
.0707	UnitedHealth Group Incorporated	52014	65-0303864				Managed Care of North America, Inc.	..FL.....	..IA.....	MCNA Health Care Holdings, LLC	Ownership.....	100.000	UnitedHealth Group Incorporated	..NO.....	
		00000	14-1782475				Managed Physical Network, Inc.	..NY.....	..NIA.....	OptumHealth Care Solutions, LLC	Ownership.....	100.000	UnitedHealth Group Incorporated	..NO.....	
		00000	27-1510596				Manhattan Endoscopy Center, LLC	..NY.....	..NIA.....	PE Healthcare Associates, LLC	Ownership.....	49.992	UnitedHealth Group Incorporated	..NO.....	2
		00000	86-1354607				Mansfield Endoscopy Center, LLC	..TX.....	..NIA.....	Surgical Care Affiliates, LLC	Influence.....	0.000	UnitedHealth Group Incorporated	..NO.....	
		00000	20-2880404				March Holdings, Inc.	..CA.....	..NIA.....	Specialty Benefits, LLC	Ownership.....	100.000	UnitedHealth Group Incorporated	..NO.....	
		00000	45-4874334				March Vision Care Group, Incorporated	..CA.....	..NIA.....	California Spring Holdings, PC	Ownership.....	100.000	UnitedHealth Group Incorporated	..NO.....	1
		00000	27-3115058				March Vision Care IPA, Inc.	..NY.....	..NIA.....	March Vision Care Group, Incorporated	Ownership.....	100.000	UnitedHealth Group Incorporated	..NO.....	1
		00000	45-4227915				March Vision Care of Texas, Inc.	..TX.....	..NIA.....	March Vision Care Group, Incorporated	Ownership.....	100.000	UnitedHealth Group Incorporated	..NO.....	1
		00000	20-3042852				March Vision Care, Inc.	..CA.....	..NIA.....	March Holdings, Inc.	Ownership.....	100.000	UnitedHealth Group Incorporated	..NO.....	
		00000	75-2160466				Marietta Outpatient Surgery, Ltd. (L.P.)	..GA.....	..NIA.....	Marietta Surgical Center, Inc.	Ownership.....	48.925	UnitedHealth Group Incorporated	..NO.....	2
		00000	58-1539547				Marietta Surgical Center, Inc.	..GA.....	..NIA.....	SC Affiliates, LLC	Ownership.....	100.000	UnitedHealth Group Incorporated	..NO.....	
		00000	94-3377073				Marin Health Ventures, LLC	..CA.....	..NIA.....	Marin Specialty Surgery Center, LLC	Ownership.....	100.000	UnitedHealth Group Incorporated	..NO.....	
		00000	26-2637247				Marin Specialty Surgery Center, LLC	..CA.....	..NIA.....	MGH/SCA, LLC	Ownership.....	51.000	UnitedHealth Group Incorporated	..NO.....	
		00000	26-2601943				Marin Surgery Holdings, Inc.	..DE.....	..NIA.....	SC Affiliates, LLC	Ownership.....	100.000	UnitedHealth Group Incorporated	..NO.....	
		00000	26-4429914				Marion Regional HomeCare, LLC	..AL.....	..NIA.....	Alabama Health Care Group, LLC	Ownership.....	67.000	UnitedHealth Group Incorporated	..NO.....	
		00000	85-2924503				Marlin Holding Company LLC	..DE.....	..NIA.....	Specialty Benefits, LLC	Ownership.....	100.000	UnitedHealth Group Incorporated	..NO.....	
		00000	02-0732705				Marshall HomeCare, LLC	..TX.....	..NIA.....	Southwest Post-Acute Care Partnership, LLC	Ownership.....	100.000	UnitedHealth Group Incorporated	..NO.....	
		00000	52-1456812				Maryland Ambulatory Centers, LLC	..MD.....	..NIA.....	Maryland-SCA Centers, LLC	Ownership.....	44.118	UnitedHealth Group Incorporated	..NO.....	

ANNUAL STATEMENT FOR THE YEAR 2023 OF THE Oxford Health Plans (NJ), Inc.

**SCHEDULE Y**  
**PART 1A - DETAIL OF INSURANCE HOLDING COMPANY SYSTEM**

1	2	3	4	5	6	7	8	9	10	11	12	13	14	15	16
Group Code	Group Name	NAIC Company Code	ID Number	Federal RSSD	CIK	Name of Securities Exchange if Publicly Traded (U.S. or International)	Names of Parent, Subsidiaries Or Affiliates	Domiciliary Location	Relationship to Reporting Entity	Directly Controlled by (Name of Entity/Person)	Type of Control (Ownership, Board, Management, Attorney-in-Fact, Influence, Other)	If Control is Ownership Provide Percentage	Ultimate Controlling Entity(ies)/Person(s)	Is an SCA Filing Required? (Yes/No)	*
		00000	52-1456812				Maryland Ambulatory Centers, LLC	MD	NIA	Surgery Center of Ellicott City, Inc.	Ownership	50.000	UnitedHealth Group Incorporated	NO	
		00000	26-3598092				Maryland Health Care Group, LLC	MD	NIA	LHC Group, Inc.	Ownership	100.000	UnitedHealth Group Incorporated	NO	
		00000	88-3736162				Maryland Healthcare Partnership, LLC	MD	NIA	Maryland Health Care Group, LLC	Ownership	80.000	UnitedHealth Group Incorporated	NO	
		00000	88-4115077				Maryland Intermediary-I, LLC	MD	NIA	Maryland Healthcare Partnership, LLC	Ownership	100.000	UnitedHealth Group Incorporated	NO	
		00000	88-4115213				Maryland Intermediary-II, LLC	MD	NIA	Maryland Healthcare Partnership, LLC	Ownership	100.000	UnitedHealth Group Incorporated	NO	
		00000	88-4115305				Maryland Intermediary-III, LLC	MD	NIA	Maryland Healthcare Partnership, LLC	Ownership	100.000	UnitedHealth Group Incorporated	NO	
		00000	88-4115420				Maryland Intermediary-IV, LLC	MD	NIA	Maryland Healthcare Partnership, LLC	Ownership	100.000	UnitedHealth Group Incorporated	NO	
		00000	85-2244241				Maryland Physical Therapy Services of Frederick, LLC	MD	NIA	Maryland Health Care Group, LLC	Ownership	100.000	UnitedHealth Group Incorporated	NO	
		00000	52-1401791				Maryland-SCA Centers, LLC	DE	NIA	SC Affiliates, LLC	Ownership	100.000	UnitedHealth Group Incorporated	NO	
		00000					Massachusetts Assurance Company, Ltd. PIC	CYM	NIA	H&W Indemnity (SPC), Ltd.	Ownership	99.992	UnitedHealth Group Incorporated	NO	
		00000					Massachusetts Assurance Company, Ltd. PIC	CYM	NIA	Collaborative Care Holdings, LLC	Ownership	0.008	UnitedHealth Group Incorporated	NO	
		00000	20-0815305				Massachusetts Avenue Surgery Center, LLC	MD	NIA	SCA-Bethesda, LLC	Ownership	60.441	UnitedHealth Group Incorporated	NO	
		00000	20-0815305				Massachusetts Avenue Surgery Center, LLC	MD	NIA	SC Affiliates, LLC	Ownership	4.073	UnitedHealth Group Incorporated	NO	
		00000	38-3932998				Massachusetts Health Care Group, LLC	MA	NIA	LHC Group, Inc.	Ownership	100.000	UnitedHealth Group Incorporated	NO	
		00000	88-2854292				Massachusetts Physical Therapy Services of Framingham, LLC	MA	NIA	Massachusetts Health Care Group, LLC	Ownership	100.000	UnitedHealth Group Incorporated	NO	
		00000	88-2058110				Massachusetts Physical Therapy Services of Quincy Bay, LLC	MA	NIA	Massachusetts Health Care Group, LLC	Ownership	100.000	UnitedHealth Group Incorporated	NO	
		00000	43-1967820				MAT-RX DEVELOPMENT, L.L.C.	TX	NIA	WellMed Networks, Inc.	Ownership	100.000	UnitedHealth Group Incorporated	NO	1
		00000	35-2262695				Mat-Rx Fort Worth GP, L.L.C.	TX	NIA	MAT-RX DEVELOPMENT, L.L.C.	Ownership	100.000	UnitedHealth Group Incorporated	NO	1
		00000	45-4406785				Mayes County HMA Home Health LLC	OK	NIA	AFAM Holding Co, LLC	Ownership	100.000	UnitedHealth Group Incorporated	NO	
		00000	62-1600267				McKenzie Surgery Center, L.P.	TN	NIA	SCA-Eugene, LLC	Ownership	31.000	UnitedHealth Group Incorporated	NO	2
		00000	45-2542951				MCNA Health Care Holdings, LLC	FL	NIA	Marlin Holding Company LLC	Ownership	100.000	UnitedHealth Group Incorporated	NO	
.0707	UnitedHealth Group Incorporated	14063	52-2459969				MCNA Insurance Company	TX	IA	MCNA Health Care Holdings, LLC	Ownership	100.000	UnitedHealth Group Incorporated	NO	
		00000	45-3641822				MCNA Systems Corp.	FL	NIA	MCNA Health Care Holdings, LLC	Ownership	100.000	UnitedHealth Group Incorporated	NO	
		00000	42-1741594				North American Medical Management California, Inc.	CA	NIA	California, Inc.	Ownership	100.000	UnitedHealth Group Incorporated	NO	
.0707	UnitedHealth Group Incorporated	96310	52-1169135				MD Ops, Inc.	MD	IA	United HealthCare Services, Inc.	Ownership	100.000	UnitedHealth Group Incorporated	NO	
		00000	83-1183650				MD-Individual Practice Association, Inc.	DE	NIA	Riverside Medical Management, LLC	Ownership	70.000	UnitedHealth Group Incorporated	NO	
		00000	81-0936574				ME AHS UC LLC	NE	NIA	Physician(s) Owned	Influence	0.000	UnitedHealth Group Incorporated	NO	1
		00000	31-1513127				ME Urgent Care Nebraska, Inc.	VA	NIA	Change Healthcare Practice Management Solutions Investments, Inc.	Ownership	51.000	UnitedHealth Group Incorporated	NO	
		00000	52-2039280				MED 3000 Health Solutions of the Virginias, L.L.C.	FL	NIA	Change Healthcare Practice Management Solutions, Inc.	Ownership	50.000	UnitedHealth Group Incorporated	NO	
		00000	52-2039280				MED3000 Health Solutions Southeast	FL	NIA	Change Healthcare Practice Management Solutions Investments, Inc.	Ownership	50.000	UnitedHealth Group Incorporated	NO	
		00000	26-1264504				Mederi Caretenders VS of Broward, LLC	FL	NIA	National Health Industries, Inc.	Ownership	100.000	UnitedHealth Group Incorporated	NO	
		00000	26-1264234				Mederi Caretenders VS of SE FL, LLC	FL	NIA	National Health Industries, Inc.	Ownership	100.000	UnitedHealth Group Incorporated	NO	
		00000	26-1264384				Mederi Caretenders VS of SW FL, LLC	FL	NIA	National Health Industries, Inc.	Ownership	100.000	UnitedHealth Group Incorporated	NO	
		00000	26-1248096				Mederi Caretenders VS of Tampa, LLC	FL	NIA	National Health Industries, Inc.	Ownership	100.000	UnitedHealth Group Incorporated	NO	
		00000	83-4371904				Mederi Private Care, LLC	FL	NIA	National Health Industries, Inc.	Ownership	100.000	UnitedHealth Group Incorporated	NO	
		00000	20-3824377				MedExpress Development, LLC	FL	NIA	Urgent Care MSO, LLC	Ownership	100.000	UnitedHealth Group Incorporated	NO	
		00000	81-1265129				MedExpress Employed Services, Inc.	DE	NIA	Physician(s) Owned	Influence	0.000	UnitedHealth Group Incorporated	NO	1
		00000	81-4550969				MedExpress Primary Care Arizona, P.C.	AZ	NIA	Physician(s) Owned	Influence	0.000	UnitedHealth Group Incorporated	NO	1
		00000	84-4234388				MedExpress Primary Care Arkansas, P.A.	AR	NIA	Physician(s) Owned	Influence	0.000	UnitedHealth Group Incorporated	NO	1
		00000	81-4605885				MedExpress Primary Care Kansas, P.A.	KS	NIA	Physician(s) Owned	Influence	0.000	UnitedHealth Group Incorporated	NO	1
		00000	82-3384324				MedExpress Primary Care Maryland, P.C.	MD	NIA	Physician(s) Owned	Influence	0.000	UnitedHealth Group Incorporated	NO	1
		00000	82-1096099				MedExpress Primary Care Massachusetts, P.C.	MA	NIA	Physician(s) Owned	Influence	0.000	UnitedHealth Group Incorporated	NO	1
		00000	81-4396738				MedExpress Primary Care Minnesota P.C.	MN	NIA	Physician(s) Owned	Influence	0.000	UnitedHealth Group Incorporated	NO	1

ANNUAL STATEMENT FOR THE YEAR 2023 OF THE Oxford Health Plans (NJ), Inc.

**SCHEDULE Y**  
**PART 1A - DETAIL OF INSURANCE HOLDING COMPANY SYSTEM**

1	2	3	4	5	6	7	8	9	10	11	12	13	14	15	16
Group Code	Group Name	NAIC Company Code	ID Number	Federal RSSD	CIK	Name of Securities Exchange if Publicly Traded (U.S. or International)	Names of Parent, Subsidiaries Or Affiliates	Domi-ciliary Location	Relation-ship to Reporting Entity	Directly Controlled by (Name of Entity/Person)	Type of Control (Ownership, Board, Management, Attorney-in-Fact, Influence, Other)	If Control is Ownership Provide Percentage	Ultimate Controlling Entity(ies)/Person(s)	Is an SCA Filing Re-quired? (Yes/No)	*
		00000	83-1077265				MedExpress Primary Care Oklahoma, P.C.	OK	NIA	Physician(s) Owned	Influence	0.000	UnitedHealth Group Incorporated	NO	1
		00000	83-0764858				MedExpress Primary Care South Carolina, P.C.	SC	NIA	Physician(s) Owned	Influence	0.000	UnitedHealth Group Incorporated	NO	1
		00000	84-2500750				MedExpress Primary Care Texas, P.A.	TX	NIA	Physician(s) Owned	Influence	0.000	UnitedHealth Group Incorporated	NO	1
		00000	82-3395792				MedExpress Primary Care Virginia, P.C.	VA	NIA	Physician(s) Owned	Influence	0.000	UnitedHealth Group Incorporated	NO	1
		00000	82-4401181				MedExpress Primary Care West Virginia, Inc.	WV	NIA	Physician(s) Owned	Influence	0.000	UnitedHealth Group Incorporated	NO	1
		00000	81-4563448				MedExpress Primary Care Wisconsin, S.C.	WI	NIA	Physician(s) Owned	Influence	0.000	UnitedHealth Group Incorporated	NO	1
		00000	83-2089623				MedExpress Urgent Care - Northern New Jersey PC	NJ	NIA	Physician(s) Owned	Influence	0.000	UnitedHealth Group Incorporated	NO	1
		00000	45-5388778				MedExpress Urgent Care - New Jersey, P.C.	NJ	NIA	Physician(s) Owned	Influence	0.000	UnitedHealth Group Incorporated	NO	1
		00000	32-0533926				MedExpress Urgent Care Alabama, LLC	AL	NIA	Urgent Care Holdings, LLC	Ownership	100.000	UnitedHealth Group Incorporated	NO	1
		00000	81-4030280				MedExpress Urgent Care Arizona, P.C.	AZ	NIA	Physician(s) Owned	Influence	0.000	UnitedHealth Group Incorporated	NO	1
		00000	46-4348120				MedExpress Urgent Care Arkansas, P.A.	AR	NIA	Physician(s) Owned	Influence	0.000	UnitedHealth Group Incorporated	NO	1
		00000	82-0930142				MedExpress Urgent Care California, P.C.	CA	NIA	Physician(s) Owned	Influence	0.000	UnitedHealth Group Incorporated	NO	1
		00000	81-1956812				MedExpress Urgent Care Connecticut, P.C.	CT	NIA	Physician(s) Owned	Influence	0.000	UnitedHealth Group Incorporated	NO	1
		00000	82-1135336				MedExpress Urgent Care Idaho, P.C.	ID	NIA	Physician(s) Owned	Influence	0.000	UnitedHealth Group Incorporated	NO	1
		00000	47-4308614				MedExpress Urgent Care Illinois, P.C.	IL	NIA	Physician(s) Owned	Influence	0.000	UnitedHealth Group Incorporated	NO	1
		00000	81-5353472				MedExpress Urgent Care Iowa, P.C.	IA	NIA	Physician(s) Owned	Influence	0.000	UnitedHealth Group Incorporated	NO	1
		00000	47-1919283				MedExpress Urgent Care Kansas, P.A.	KS	NIA	Physician(s) Owned	Influence	0.000	UnitedHealth Group Incorporated	NO	1
		00000	82-1719888				MedExpress Urgent Care Maine, Inc.	ME	NIA	Urgent Care Holdings, LLC	Ownership	100.000	UnitedHealth Group Incorporated	NO	1
		00000	81-1125396				MedExpress Urgent Care Minnesota P.C.	MN	NIA	Physician(s) Owned	Influence	0.000	UnitedHealth Group Incorporated	NO	1
		00000	47-3132625				MedExpress Urgent Care Missouri P.C.	MO	NIA	Physician(s) Owned	Influence	0.000	UnitedHealth Group Incorporated	NO	1
		00000	82-0631738				MedExpress Urgent Care New Hampshire, Inc.	NH	NIA	Urgent Care Holdings, LLC	Ownership	100.000	UnitedHealth Group Incorporated	NO	1
		00000	81-5138747				MedExpress Urgent Care North Carolina, P.C.	NC	NIA	Physician(s) Owned	Influence	0.000	UnitedHealth Group Incorporated	NO	1
		00000	20-2545363				MedExpress Urgent Care of Boynton Beach, LLC	FL	NIA	MedExpress Development, LLC	Ownership	100.000	UnitedHealth Group Incorporated	NO	1
		00000	82-1919436				MedExpress Urgent Care Oregon, P.C.	OR	NIA	Physician(s) Owned	Influence	0.000	UnitedHealth Group Incorporated	NO	1
		00000	81-5362765				MedExpress Urgent Care Rhode Island, P.C.	RI	NIA	Physician(s) Owned	Influence	0.000	UnitedHealth Group Incorporated	NO	1
		00000	81-5380706				MedExpress Urgent Care South Carolina, P.C.	SC	NIA	Physician(s) Owned	Influence	0.000	UnitedHealth Group Incorporated	NO	1
		00000	47-5147441				MedExpress Urgent Care Texas, P.A.	TX	NIA	Physician(s) Owned	Influence	0.000	UnitedHealth Group Incorporated	NO	1
		00000	82-2443118				MedExpress Urgent Care Washington, P.C.	WA	NIA	Physician(s) Owned	Influence	0.000	UnitedHealth Group Incorporated	NO	1
		00000	81-4281678				MedExpress Urgent Care Wisconsin, S.C.	WI	NIA	Physician(s) Owned	Influence	0.000	UnitedHealth Group Incorporated	NO	1
		00000	85-1474287				MedExpress Urgent Care, Inc. - Ohio	OH	NIA	Urgent Care Holdings, LLC	Ownership	100.000	UnitedHealth Group Incorporated	NO	1
		00000	26-4546400				MedExpress Urgent Care, Inc. - West Virginia	WV	NIA	Physician(s) Owned	Influence	0.000	UnitedHealth Group Incorporated	NO	1
		00000	47-1804667				MedExpress Urgent Care, P.C. - Georgia	GA	NIA	Physician(s) Owned	Influence	0.000	UnitedHealth Group Incorporated	NO	1
		00000	90-0929572				MedExpress Urgent Care, P.C. - Indiana	IN	NIA	Physician(s) Owned	Influence	0.000	UnitedHealth Group Incorporated	NO	1
		00000	45-3461101				MedExpress Urgent Care, P.C. - Maryland	MD	NIA	Physician(s) Owned	Influence	0.000	UnitedHealth Group Incorporated	NO	1
		00000	47-1857908				MedExpress Urgent Care, P.C. - Massachusetts	MA	NIA	Physician(s) Owned	Influence	0.000	UnitedHealth Group Incorporated	NO	1
		00000	46-4793937				MedExpress Urgent Care, P.C. - Michigan	MI	NIA	Physician(s) Owned	Influence	0.000	UnitedHealth Group Incorporated	NO	1
		00000	47-1824365				MedExpress Urgent Care, P.C. - Oklahoma	OK	NIA	Physician(s) Owned	Influence	0.000	UnitedHealth Group Incorporated	NO	1
		00000	26-3750502				MedExpress Urgent Care, P.C. - Pennsylvania	PA	NIA	Physician(s) Owned	Influence	0.000	UnitedHealth Group Incorporated	NO	1
		00000	45-4973138				MedExpress Urgent Care, P.C. - Tennessee	TN	NIA	Physician(s) Owned	Influence	0.000	UnitedHealth Group Incorporated	NO	1
		00000	45-3123110				MedExpress Urgent Care, P.C. - Virginia	VA	NIA	Physician(s) Owned	Influence	0.000	UnitedHealth Group Incorporated	NO	1
		00000	83-1565124				MedExpress Urgent Care, P.S.C. - Kentucky	KY	NIA	Physician(s) Owned	Influence	0.000	UnitedHealth Group Incorporated	NO	1
		00000	45-5436856				MedExpress, Inc. - Delaware	DE	NIA	Physician(s) Owned	Influence	0.000	UnitedHealth Group Incorporated	NO	1
		00000	26-2947990				Medical Center Home Health, LLC	TN	NIA	West Tennessee HomeCare, LLC	Ownership	100.000	UnitedHealth Group Incorporated	NO	1
		00000	26-1541198				Medical Centers HomeCare, LLC	AL	NIA	Alabama Health Care Group, LLC	Ownership	67.000	UnitedHealth Group Incorporated	NO	1

ANNUAL STATEMENT FOR THE YEAR 2023 OF THE Oxford Health Plans (NJ), Inc.

**SCHEDULE Y**  
**PART 1A - DETAIL OF INSURANCE HOLDING COMPANY SYSTEM**

1	2	3	4	5	6	7	8	9	10	11	12	13	14	15	16
Group Code	Group Name	NAIC Company Code	ID Number	Federal RSSD	CIK	Name of Securities Exchange if Publicly Traded (U.S. or International)	Names of Parent, Subsidiaries Or Affiliates	Domi-ciliary Location	Relation-ship to Reporting Entity	Directly Controlled by (Name of Entity/Person)	Type of Control (Ownership, Board, Management, Attorney-in-Fact, Influence, Other)	If Control is Ownership Provide Percentage	Ultimate Controlling Entity(ies)/Person(s)	Is an SCA Filing Re-quired? (Yes/No)	*
		00000	75-2566987				Medical Clinic of North Texas PLLC	TX	NIA	USMD Affiliated Services	Ownership	100.000	UnitedHealth Group Incorporated	NO	
		00000					Medical Hilfe S.A.	CHL	NIA	Saden S.A.	Ownership	0.000	UnitedHealth Group Incorporated	NO	
		00000					Medical Hilfe S.A.	CHL	NIA	Home Medical S.A.	Ownership	100.000	UnitedHealth Group Incorporated	NO	
		00000	95-4708497				Medical Support Los Angeles, Inc.	CA	NIA	MSLA Management LLC	Ownership	100.000	UnitedHealth Group Incorporated	NO	
		00000	26-0636717				Medical Surgical Centers of America, Inc.	DE	NIA	ASC Network, LLC	Ownership	100.000	UnitedHealth Group Incorporated	NO	
		00000	75-2515691				MedSynergies, LLC	DE	NIA	Mustang Razorback Holdings, Inc.	Ownership	100.000	UnitedHealth Group Incorporated	NO	
		00000	58-2101921				Melbourne Surgery Center, LLC	GA	NIA	Surgical Care Partners of Melbourne, LLC	Ownership	100.000	UnitedHealth Group Incorporated	NO	
		00000	82-4964787				Memorial City Holdings, LLC	DE	NIA	SCA-Memorial City, LLC	Ownership	61.174	UnitedHealth Group Incorporated	NO	
		00000	82-3689933				Memorial City Partners, LLC	DE	NIA	Memorial City Holdings, LLC	Ownership	64.390	UnitedHealth Group Incorporated	NO	
		00000	37-1782795				Memorial Houston Surgery Center, LLC	TX	NIA	SCA-Memorial, LLC	Ownership	56.235	UnitedHealth Group Incorporated	NO	
		00000	26-1394069				MemorialCare Surgical Center at Orange Coast, LLC	CA	NIA	Beach Surgical Holdings LLC	Ownership	51.987	UnitedHealth Group Incorporated	NO	2
		00000	20-3678259				MemorialCare Surgical Center at Saddleback, LLC	CA	NIA	Beach Surgical Holdings LLC	Ownership	55.337	UnitedHealth Group Incorporated	NO	2
		00000	47-0944781				Mena Medical Center Home Health, L.L.C.	AR	NIA	Arkansas Health Care Group, LLC	Ownership	100.000	UnitedHealth Group Incorporated	NO	
		00000	72-1586356				Mena Medical Center Hospice, L.L.C.	AR	NIA	Arkansas Health Care Group, LLC	Ownership	100.000	UnitedHealth Group Incorporated	NO	
		00000	62-1396317				Mental Health Resources, PLLC	TN	NIA	Physician(s) Owned	Influence	0.000	UnitedHealth Group Incorporated	NO	1
		00000	27-0203906				Mesquite Liberty, LLC	NV	NIA	Sierra Health Services, Inc.	Ownership	80.357	UnitedHealth Group Incorporated	NO	
		00000	38-3861395				MGH/SCA, LLC	CA	NIA	SC Affiliates, LLC	Ownership	1.000	UnitedHealth Group Incorporated	NO	
		00000	38-3861395				MGH/SCA, LLC	CA	NIA	Marin Surgery Holdings, Inc.	Ownership	99.000	UnitedHealth Group Incorporated	NO	
		00000	27-4691544				MH Physician Three Holdco, a Medical Corporation	CA	NIA	Physician(s) Owned	Influence	0.000	UnitedHealth Group Incorporated	NO	1
		00000	27-2252446				MHC Real Estate Holdings, LLC	CA	NIA	Monarch Management Services, Inc.	Ownership	100.000	UnitedHealth Group Incorporated	NO	
		00000	80-0507474				MHCH, Inc.	CA	NIA	Monarch HealthCare, A Medical Group, Inc.	Ownership	100.000	UnitedHealth Group Incorporated	NO	1
		00000	27-4691508				MHIPA Physician Two Holdco, a Medical Corporation	CA	NIA	Physician(s) Owned	Influence	0.000	UnitedHealth Group Incorporated	NO	1
		00000	36-4600281				Miami Surgery Center, LLC	DE	NIA	SCA-Doral, LLC	Ownership	50.185	UnitedHealth Group Incorporated	NO	
		00000	30-0965767				Michigan In-Home Healthcare Partnership-I, LLC	MI	NIA	In-Home Healthcare Partnership, LLC	Ownership	100.000	UnitedHealth Group Incorporated	NO	
		00000	36-4857987				Michigan In-Home Healthcare Partnership-II, LLC	MI	NIA	In-Home Healthcare Partnership, LLC	Ownership	100.000	UnitedHealth Group Incorporated	NO	
		00000	38-4025399				Michigan In-Home Healthcare Partnership-III, LLC	MI	NIA	In-Home Healthcare Partnership, LLC	Ownership	100.000	UnitedHealth Group Incorporated	NO	
		00000	30-0965701				Michigan In-Home Healthcare Partnership-IV, LLC	MI	NIA	In-Home Healthcare Partnership, LLC	Ownership	100.000	UnitedHealth Group Incorporated	NO	
		00000	81-5275489				Michigan In-Home Partner-I, LLC	MI	NIA	Michigan In-Home Healthcare Partnership-I, LLC	Ownership	100.000	UnitedHealth Group Incorporated	NO	
		00000	30-0967541				Michigan In-Home Partner-II, LLC	MI	NIA	Michigan In-Home Healthcare Partnership-II, LLC	Ownership	100.000	UnitedHealth Group Incorporated	NO	
		00000	81-5278498				Michigan In-Home Partner-III, LLC	MI	NIA	Michigan In-Home Healthcare Partnership-III, LLC	Ownership	100.000	UnitedHealth Group Incorporated	NO	
		00000	81-5278983				Michigan In-Home Partner-IV, LLC	MI	NIA	Michigan In-Home Healthcare Partnership-IV, LLC	Ownership	100.000	UnitedHealth Group Incorporated	NO	
0707	UnitedHealth Group Incorporated	66087	62-0724538				Mid-West National Life Insurance Company of Tennessee	TX	IA	HealthMarkets, LLC	Ownership	100.000	UnitedHealth Group Incorporated	NO	
		00000	20-3345412				Midlands Orthopaedics Surgery Center, LLC	SC	NIA	SCA-Midlands, LLC	Ownership	39.561	UnitedHealth Group Incorporated	NO	2
		00000	20-8103522				Midwest Center for Day Surgery, LLC	IL	NIA	Advocate-SCA Partners, LLC	Ownership	55.457	UnitedHealth Group Incorporated	NO	
		00000					Midwest Hospice, LLC	AR	NIA	National Health Industries, Inc.	Ownership	100.000	UnitedHealth Group Incorporated	NO	
		00000	93-2143215				Midwest JV Holdings, LLC	DE	NIA	Midwest Surgery Center Holdings, LLC	Ownership	100.000	UnitedHealth Group Incorporated	NO	
		00000	93-2752896				Midwest Surgery Center Holdings, LLC	DE	NIA	SC Affiliates, LLC	Ownership	100.000	UnitedHealth Group Incorporated	NO	
		00000	41-1537436				Midwest Surgery Center, LLC	MN	NIA	Midwest JV Holdings, LLC	Ownership	20.000	UnitedHealth Group Incorporated	NO	2

ANNUAL STATEMENT FOR THE YEAR 2023 OF THE Oxford Health Plans (NJ), Inc.

**SCHEDULE Y**  
**PART 1A - DETAIL OF INSURANCE HOLDING COMPANY SYSTEM**

1	2	3	4	5	6	7	8	9	10	11	12	13	14	15	16
Group Code	Group Name	NAIC Company Code	ID Number	Federal RSSD	CIK	Name of Securities Exchange if Publicly Traded (U.S. or International)	Names of Parent, Subsidiaries Or Affiliates	Domiciliary Location	Relationship to Reporting Entity	Directly Controlled by (Name of Entity/Person)	Type of Control (Ownership, Board, Management, Attorney-in-Fact, Influence, Other)	If Control is Ownership Provide Percentage	Ultimate Controlling Entity(ies)/Person(s)	Is an SCA Filing Required? (Yes/No)	*
		00000	83-0543458				Mile High SurgiCenter, LLC	CO	NIA	SCA-Denver Physicians Holdings, LLC	Ownership	100.000	UnitedHealth Group Incorporated	NO	
		00000	47-2117693				Mindscares Counseling, PLLC	CT	NIA	Refresh Connecticut, PLLC	Ownership	100.000	UnitedHealth Group Incorporated	NO	1
		00000	46-2511957				Minnesota Health Care Group, LLC	MN	NIA	LHC Group, Inc.	Ownership	100.000	UnitedHealth Group Incorporated	NO	
		00000	68-0490418				Mississippi Health Care Group, LLC	MS	NIA	LHC Group, Inc.	Ownership	100.000	UnitedHealth Group Incorporated	NO	
		00000	26-0784038				Mississippi HomeCare of Jackson II, LLC	MS	NIA	Mississippi Health Care Group, LLC	Ownership	67.000	UnitedHealth Group Incorporated	NO	
		00000	01-0689757				Mississippi HomeCare, L.L.C.	MS	NIA	Mississippi Health Care Group, LLC	Ownership	100.000	UnitedHealth Group Incorporated	NO	
		00000	85-1606644				Mississippi Physical Therapy Services of Biloxi, LLC	MS	NIA	Mississippi Health Care Group, LLC	Ownership	100.000	UnitedHealth Group Incorporated	NO	
		00000	61-1495255				Missouri Health Care Group, LLC	MO	NIA	LHC Group, Inc.	Ownership	100.000	UnitedHealth Group Incorporated	NO	
		00000	88-3684122				Missouri Physical Therapy Services of Creve Coeur, LLC	MO	NIA	Missouri Health Care Group, LLC	Ownership	100.000	UnitedHealth Group Incorporated	NO	
		00000	87-0737157				Mizell Memorial Hospital HomeCare, LLC	AL	NIA	Alabama Health Care Group, LLC	Ownership	90.000	UnitedHealth Group Incorporated	NO	
		00000	26-3831640				MJ Nursing at Black Stone, LLC	OH	NIA	Black Stone of Cincinnati, LLC	Ownership	100.000	UnitedHealth Group Incorporated	NO	
		00000	81-2977678				Mobile Medical Services of New Jersey, PC	NJ	NIA	Physician(s) Owned	Influence	0.000	UnitedHealth Group Incorporated	NO	1
		00000	30-0445773				Mobile Medical Services, P.C.	NY	NIA	Physician(s) Owned	Influence	0.000	UnitedHealth Group Incorporated	NO	1
		00000	63-0883553				Mobile-SC, LTD.	AL	NIA	SCA-Mobile, LLC	Ownership	20.000	UnitedHealth Group Incorporated	NO	2
		00000	83-0632231				Mohawk Surgery Center, LLC	FL	NIA	PPH Holdings, LLC	Ownership	10.000	UnitedHealth Group Incorporated	NO	2
		00000	22-3935634				Monarch Health Plan, Inc.	CA	NIA	Monarch HealthCare, A Medical Group, Inc.	Ownership	100.000	UnitedHealth Group Incorporated	NO	1
		00000	33-0587660				Monarch HealthCare, A Medical Group, Inc.	CA	NIA	MH Physician Three Holdco, a Medical Corporation	Ownership	100.000	UnitedHealth Group Incorporated	NO	1
		00000	45-3142852				Monarch Management Services, Inc.	DE	NIA	Collaborative Care Holdings, LLC	Ownership	100.000	UnitedHealth Group Incorporated	NO	
		00000	85-3923523				Montana Health Care Group, LLC	MT	NIA	LHC Group, Inc.	Ownership	100.000	UnitedHealth Group Incorporated	NO	
		00000	52-1401868				Montgomery Surgery Center Limited Partnership	MD	NIA	Maryland-SCA Centers, LLC	Ownership	7.000	UnitedHealth Group Incorporated	NO	
		00000	52-1401868				Montgomery Surgery Center Limited Partnership	MD	NIA	Maryland Ambulatory Centers, LLC	Ownership	51.000	UnitedHealth Group Incorporated	NO	
		00000	36-4794488				Mooresville Home Care Services, LLC	DE	NIA	AF-CH-HH, LLC	Ownership	100.000	UnitedHealth Group Incorporated	NO	
		00000	22-3651957				Morris Avenue Endoscopy, L.L.C.	NJ	NIA	GI Ventures, LLC	Ownership	51.000	UnitedHealth Group Incorporated	NO	2
		00000	26-3513595				Morris County Surgical Center, LLC	NJ	NIA	Virtua-SCA Holdings, LLC	Ownership	55.357	UnitedHealth Group Incorporated	NO	2
		00000	26-2792774				Morristown-Hamblen HomeCare and Hospice, LLC	TN	NIA	University of TN Medical Center Home Care Services, LLC	Ownership	100.000	UnitedHealth Group Incorporated	NO	
		00000	26-3042733				Mountaineer HomeCare, LLC	WV	NIA	LHC HomeCare of West Virginia, LLC	Ownership	100.000	UnitedHealth Group Incorporated	NO	
		00000	81-1633765				MSLA Management LLC	DE	NIA	OptumServe Health Services, Inc.	Ownership	100.000	UnitedHealth Group Incorporated	NO	
		00000	62-1506649				Mt. Pleasant Surgery Center, L.P.	TN	NIA	SCA-Mt. Pleasant, LLC	Ownership	99.000	UnitedHealth Group Incorporated	NO	
		00000	62-1506649				Mt. Pleasant Surgery Center, L.P.	TN	NIA	Endoscopy Center Affiliates, Inc.	Ownership	1.000	UnitedHealth Group Incorporated	NO	
		00000	98-1285432				Multiangio Ltda.	BRA	NIA	S.A. Esho - Empresa de Serviços Hospitalares	Ownership	100.000	UnitedHealth Group Incorporated	NO	
		00000	77-0670885				Munroe Regional HomeCare, LLC	FL	NIA	LHC Health Care Group of Florida, LLC	Ownership	51.000	UnitedHealth Group Incorporated	NO	
		00000	45-4450466				Murrells Inlet ASC, LLC	SC	NIA	SCA Murrells Inlet, LLC	Ownership	65.000	UnitedHealth Group Incorporated	NO	
		00000	47-1935798				Mustang Razorback Holdings, Inc.	DE	NIA	Optum360 Solutions, LLC	Ownership	100.000	UnitedHealth Group Incorporated	NO	
		00000	26-2564744				My Wellness Solutions, LLC	DE	NIA	OptumHealth Care Solutions, LLC	Ownership	100.000	UnitedHealth Group Incorporated	NO	
		00000	20-3236839				NAIM Holdings, Inc.	DE	NIA	Aveta Inc.	Ownership	100.000	UnitedHealth Group Incorporated	NO	
		00000	56-2627070				NAIM Medical Group Holdings, Inc.	CA	NIA	Physician(s) Owned	Influence	0.000	UnitedHealth Group Incorporated	NO	1
		00000	45-4473815				National Decision Support Company, LLC	DE	NIA	Change Healthcare Solutions, LLC	Ownership	100.000	UnitedHealth Group Incorporated	NO	
.0707	UnitedHealth Group Incorporated	98205	73-1187572				National Foundation Life Insurance Company	TX	IA	Enterprise Life Insurance Company	Ownership	100.000	UnitedHealth Group Incorporated	NO	
		00000	61-0997496				National Health Industries, Inc.	KY	NIA	Almost Family, Inc.	Ownership	100.000	UnitedHealth Group Incorporated	NO	
		00000	75-2441699				National Health Information Network, Inc.	TX	NIA	eRx Network, LLC	Ownership	100.000	UnitedHealth Group Incorporated	NO	
.0707	UnitedHealth Group Incorporated	95251	76-0196559				National Pacific Dental, Inc.	TX	IA	Dental Benefit Providers, Inc.	Ownership	100.000	UnitedHealth Group Incorporated	NO	
		00000	36-3549627				National Surgery Centers, LLC	DE	NIA	Surgical Care Affiliates, LLC	Ownership	100.000	UnitedHealth Group Incorporated	NO	
		00000	45-3735192				Navigator Health, Inc.	DE	NIA	naviHealth Holdings, LLC	Ownership	100.000	UnitedHealth Group Incorporated	NO	

ANNUAL STATEMENT FOR THE YEAR 2023 OF THE Oxford Health Plans (NJ), Inc.

**SCHEDULE Y**  
**PART 1A - DETAIL OF INSURANCE HOLDING COMPANY SYSTEM**

1	2	3	4	5	6	7	8	9	10	11	12	13	14	15	16
Group Code	Group Name	NAIC Company Code	ID Number	Federal RSSD	CIK	Name of Securities Exchange if Publicly Traded (U.S. or International)	Names of Parent, Subsidiaries Or Affiliates	Domi-ciliary Location	Relation-ship to Reporting Entity	Directly Controlled by (Name of Entity/Person)	Type of Control (Ownership, Board, Management, Attorney-in-Fact, Influence, Other)	If Control is Ownership Provide Percentage	Ultimate Controlling Entity(ies)/Person(s)	Is an SCA Filing Re-quired? (Yes/No)	*
		00000	84-2283691				Naviguard, Inc.	DE	NIA	United HealthCare Services, Inc.	Ownership	100.000	UnitedHealth Group Incorporated	NO	
		00000	84-3482655				naviHealth Care at Home, LLC	DE	NIA	naviHealth, Inc.	Ownership	100.000	UnitedHealth Group Incorporated	NO	
		00000	84-5020906				naviHealth Coordinated Care, LLC	DE	NIA	naviHealth, Inc.	Ownership	100.000	UnitedHealth Group Incorporated	NO	
		00000	35-2431677				naviHealth Holdings, LLC	DE	NIA	Nomad Buyer, Inc.	Ownership	100.000	UnitedHealth Group Incorporated	NO	
		00000	61-1669841				naviHealth SM Holdings, Inc.	DE	NIA	naviHealth Holdings, LLC	Ownership	100.000	UnitedHealth Group Incorporated	NO	
		00000	36-4719151				naviHealth, Inc.	DE	NIA	naviHealth Holdings, LLC	Ownership	100.000	UnitedHealth Group Incorporated	NO	
		00000	47-2693055				NC Center For Resiliency, PLLC	NC	NIA	Physician(s) Owned	Influence	0.000	UnitedHealth Group Incorporated	NO	1
		00000	36-4744042				NCP Investment Holdings, Inc.	DE	NIA	Surgical Care Affiliates, LLC	Ownership	100.000	UnitedHealth Group Incorporated	NO	3
		00000	46-5008635				Nebraska Health Care Group, LLC	NE	NIA	LHC Group, Inc.	Ownership	100.000	UnitedHealth Group Incorporated	NO	
		00000	27-0263191				Nebraska Spine Hospital, LLC	NE	NIA	H.I. Investments Holding Company, LLC	Ownership	15.000	UnitedHealth Group Incorporated	NO	2
.0707	UnitedHealth Group Incorporated	95123	65-0996107				Neighborhood Health Partnership, Inc.	FL	IA	UnitedHealthcare, Inc.	Ownership	100.000	UnitedHealth Group Incorporated	NO	
		00000	20-4755277				Netwerkes, LLC	TN	NIA	Optum360 Solutions, LLC	Ownership	100.000	UnitedHealth Group Incorporated	NO	
		00000	35-2465420				Nevada Health Care Group, LLC	NV	NIA	LHC Group, Inc.	Ownership	100.000	UnitedHealth Group Incorporated	NO	
.0707	UnitedHealth Group Incorporated	95758	88-0228572				Nevada Pacific Dental	NV	IA	Dental Benefit Providers, Inc.	Ownership	100.000	UnitedHealth Group Incorporated	NO	
		00000	83-4359503				New Hampshire Health Care Group, LLC	NH	NIA	LHC Group, Inc.	Ownership	100.000	UnitedHealth Group Incorporated	NO	
							New Hampshire Physical Therapy Services of Hanover, LLC	NH	NIA	New Hampshire Health Care Group, LLC	Ownership	100.000	UnitedHealth Group Incorporated	NO	
		00000	84-3293183				New Jersey Health Care Group, LLC	NJ	NIA	LHC Group, Inc.	Ownership	100.000	UnitedHealth Group Incorporated	NO	
		00000	87-3033261				New Mexico Health Care Group, LLC	NM	NIA	LHC Group, Inc.	Ownership	100.000	UnitedHealth Group Incorporated	NO	
							New Mexico Physical Therapy Services of Albuquerque, LLC	NM	NIA	New Mexico Health Care Group, LLC	Ownership	100.000	UnitedHealth Group Incorporated	NO	
		00000	88-2854505				New Orleans Regional Physician Hospital Organization, L.L.C.	LA	NIA	UnitedHealthcare of Louisiana, Inc.	Ownership	100.000	UnitedHealth Group Incorporated	NO	
							New Perspectives Center for Counseling & Therapy, L.L.C.	OR	NIA	Physician(s) Owned	Influence	0.000	UnitedHealth Group Incorporated	NO	1
		00000	93-1173779				New West Physicians, Inc.	CO	NIA	Newton Holdings, LLC	Ownership	100.000	UnitedHealth Group Incorporated	NO	
							New York Licensed Clinical Social Work, P.C.	NY	NIA	Physician(s) Owned	Influence	0.000	UnitedHealth Group Incorporated	NO	1
		00000	86-3891057				Newton Holdings, LLC	DE	NIA	Collaborative Care Holdings, LLC	Ownership	100.000	UnitedHealth Group Incorporated	NO	
		00000	30-1080342				Nomad Buyer, Inc.	DE	NIA	UnitedHealth Group Incorporated	Ownership	100.000	UnitedHealth Group Incorporated	NO	
		00000	83-1111251				North American Medical Management California, Inc.	TN	NIA	NAAM Holdings, Inc.	Ownership	100.000	UnitedHealth Group Incorporated	NO	
		00000	33-0673955				North Carolina Health Care Group, LLC	NC	NIA	LHC Group, Inc.	Ownership	100.000	UnitedHealth Group Incorporated	NO	
							North Carolina In-Home Healthcare Partnership-I, LLC	NC	NIA	In-Home Healthcare Partnership, LLC	Ownership	100.000	UnitedHealth Group Incorporated	NO	
							North Carolina In-Home Healthcare Partnership-II, LLC	NC	NIA	In-Home Healthcare Partnership, LLC	Ownership	100.000	UnitedHealth Group Incorporated	NO	
							North Carolina In-Home Healthcare Partnership-III, LLC	NC	NIA	In-Home Healthcare Partnership, LLC	Ownership	100.000	UnitedHealth Group Incorporated	NO	
							North Carolina In-Home Healthcare Partnership-IV, LLC	NC	NIA	In-Home Healthcare Partnership, LLC	Ownership	100.000	UnitedHealth Group Incorporated	NO	
							North Carolina In-Home Healthcare Partnership-V, LLC	NC	NIA	In-Home Healthcare Partnership, LLC	Ownership	100.000	UnitedHealth Group Incorporated	NO	
							North Carolina In-Home Healthcare Partnership-VI, LLC	NC	NIA	In-Home Healthcare Partnership, LLC	Ownership	100.000	UnitedHealth Group Incorporated	NO	
							North Carolina In-Home Healthcare Partnership-VII, LLC	NC	NIA	In-Home Healthcare Partnership, LLC	Ownership	100.000	UnitedHealth Group Incorporated	NO	
							North Carolina In-Home Healthcare Partnership-VIII, LLC	NC	NIA	In-Home Healthcare Partnership, LLC	Ownership	100.000	UnitedHealth Group Incorporated	NO	
		00000	32-0518535				North Carolina In-Home Healthcare Partnership-VIII, LLC	NC	NIA	In-Home Healthcare Partnership, LLC	Ownership	100.000	UnitedHealth Group Incorporated	NO	
		00000	61-1815577				North Carolina In-Home Healthcare Partnership-VIII, LLC	NC	NIA	In-Home Healthcare Partnership, LLC	Ownership	100.000	UnitedHealth Group Incorporated	NO	
		00000	32-0573315				North Carolina In-Home Healthcare Partnership-VIII, LLC	NC	NIA	In-Home Healthcare Partnership, LLC	Ownership	100.000	UnitedHealth Group Incorporated	NO	

ANNUAL STATEMENT FOR THE YEAR 2023 OF THE Oxford Health Plans (NJ), Inc.

**SCHEDULE Y**  
**PART 1A - DETAIL OF INSURANCE HOLDING COMPANY SYSTEM**

1	2	3	4	5	6	7	8	9	10	11	12	13	14	15	16
Group Code	Group Name	NAIC Company Code	ID Number	Federal RSSD	CIK	Name of Securities Exchange if Publicly Traded (U.S. or International)	Names of Parent, Subsidiaries Or Affiliates	Domiciliary Location	Relationship to Reporting Entity	Directly Controlled by (Name of Entity/Person)	Type of Control (Ownership, Board, Management, Attorney-in-Fact, Influence, Other)	If Control is Ownership Provide Percentage	Ultimate Controlling Entity(ies)/Person(s)	Is an SCA Filing Required? (Yes/No)	*
		00000	30-0996614				North Carolina In-Home Partner-I, LLC	NC	NIA	North Carolina In-Home Healthcare Partnership-I, LLC	Ownership	100.000	UnitedHealth Group Incorporated	NO	
		00000	81-4811792				North Carolina In-Home Partner-II, LLC	NC	NIA	North Carolina In-Home Healthcare Partnership-II, LLC	Ownership	100.000	UnitedHealth Group Incorporated	NO	
		00000	30-0996677				North Carolina In-Home Partner-III, LLC	NC	NIA	North Carolina In-Home Healthcare Partnership-III, LLC	Ownership	100.000	UnitedHealth Group Incorporated	NO	
		00000	81-4914018				North Carolina In-Home Partner-IV, LLC	NC	NIA	North Carolina In-Home Healthcare Partnership-IV, LLC	Ownership	100.000	UnitedHealth Group Incorporated	NO	
		00000	83-1304076				North Carolina In-Home Partner-IX, LLC	NC	NIA	North Carolina In-Home Healthcare Partnership-IX, LLC	Ownership	100.000	UnitedHealth Group Incorporated	NO	
		00000	81-5292449				North Carolina In-Home Partner-V, LLC	NC	NIA	North Carolina In-Home Healthcare Partnership-V, LLC	Ownership	100.000	UnitedHealth Group Incorporated	NO	
		00000	81-5476171				North Carolina In-Home Partner-VI, LLC	NC	NIA	North Carolina In-Home Healthcare Partnership-VI, LLC	Ownership	100.000	UnitedHealth Group Incorporated	NO	
		00000	81-5293415				North Carolina In-Home Partner-VII, LLC	NC	NIA	North Carolina In-Home Healthcare Partnership-VII, LLC	Ownership	100.000	UnitedHealth Group Incorporated	NO	
		00000	83-1323380				North Carolina In-Home Partner-VIII, LLC	NC	NIA	North Carolina In-Home Healthcare Partnership-VIII, LLC	Ownership	100.000	UnitedHealth Group Incorporated	NO	
		00000	27-2248103				North Dallas Surgical Center, LLC	DE	NIA	Surgical Care Affiliates, LLC	Influence	0.000	UnitedHealth Group Incorporated	NO	
		00000	91-1276412				North Kitsap Ambulatory Surgery Center, LLC	WA	NIA	SCA Pacific Surgery Holdings, LLC	Ownership	9.990	UnitedHealth Group Incorporated	NO	2
		00000	20-1574246				North Okaloosa Home Health LLC	FL	NIA	AF-CH-HH, LLC	Ownership	100.000	UnitedHealth Group Incorporated	NO	
		00000	20-2564137				North Puget Sound Oncology Equipment Leasing Company, LLC	WA	NIA	Everett MSO, Inc.	Ownership	71.250	UnitedHealth Group Incorporated	NO	
		00000	26-1266166				Northampton Home Care, LLC	DE	NIA	AFAM Holding Co, LLC	Ownership	100.000	UnitedHealth Group Incorporated	NO	
		00000	35-2647028				Northeast Arkansas Partnership, LLC	AR	NIA	Arkansas Health Care Group, LLC	Ownership	60.000	UnitedHealth Group Incorporated	NO	
		00000	88-4214089				Northeast Georgia Home Health II, LLC	GA	NIA	Georgia Health Care Group, L.L.C.	Ownership	100.000	UnitedHealth Group Incorporated	NO	
		00000	27-0555075				Northeast Washington Home Health, Inc.	WA	NIA	Washington Health Care Group, LLC	Ownership	100.000	UnitedHealth Group Incorporated	NO	
		00000	81-1573604				Northern California Physicians Network, Inc., a Professional Corporation	CA	NIA	Shark Holdings, P.C.	Ownership	100.000	UnitedHealth Group Incorporated	NO	1
		00000	88-0245121				Northern Nevada Health Network, Inc.	NV	NIA	Sierra Health Services, Inc.	Ownership	100.000	UnitedHealth Group Incorporated	NO	
		00000	47-2128570				Northern New Jersey Center for Advanced Endoscopy, LLC	NJ	NIA	Northern New Jersey Endoscopy Holdings, LLC	Ownership	51.000	UnitedHealth Group Incorporated	NO	
		00000	63-1240726				Northern Rockies Surgery Center, L.P.	TN	NIA	Northern Rockies Surgicenter, Inc.	Ownership	34.000	UnitedHealth Group Incorporated	NO	2
		00000	81-0399251				Northern Rockies Surgicenter, Inc.	MT	NIA	National Surgery Centers, LLC	Ownership	100.000	UnitedHealth Group Incorporated	NO	
		00000	92-1092423				Northlake Real Estate Holdings, LLC	GA	NIA	SC Affiliates, LLC	Ownership	100.000	UnitedHealth Group Incorporated	NO	
		00000	62-1664325				Northlake Surgical Center, L.P.	GA	NIA	Northlake Surgicare, Inc.	Ownership	99.000	UnitedHealth Group Incorporated	NO	
		00000	62-1643337				Northlake Surgicare, Inc.	GA	NIA	SC Affiliates, LLC	Ownership	100.000	UnitedHealth Group Incorporated	NO	
		00000	86-0646417				Northlight Counseling Associates, Inc.	AZ	NIA	Physician(s) Owned	Influence	0.000	UnitedHealth Group Incorporated	NO	1
		00000	83-2429969				Northshore Extended Care Hospital, LLC	LA	NIA	Louisiana Health Care Group, L.L.C.	Ownership	52.000	UnitedHealth Group Incorporated	NO	
		00000	27-1803583				Northwest Georgia Home Health, LLC	GA	NIA	Georgia Health Care Group, L.L.C.	Ownership	100.000	UnitedHealth Group Incorporated	NO	
		00000	91-1738970				Northwest Healthcare Alliance, Inc.	WA	NIA	Assured Capital Partners, Inc.	Ownership	100.000	UnitedHealth Group Incorporated	NO	
		00000	91-1699944				Northwest Medical Group Alliance, LLC	WA	NIA	The Polyclinic, PLLC	Ownership	21.480	UnitedHealth Group Incorporated	NO	1
		00000	45-5055997				Northwest Spine and Laser Surgery Center LLC	OR	NIA	Providence & SCA Off-Campus Holdings, LLC	Ownership	51.515	UnitedHealth Group Incorporated	NO	
		00000	37-1007387				Northwest Surgicare, LLC	DE	NIA	Surgery Center Holding, LLC	Ownership	100.000	UnitedHealth Group Incorporated	NO	
		00000	82-3009527				NP Services of IN, LLC	IN	NIA	National Health Industries, Inc.	Ownership	100.000	UnitedHealth Group Incorporated	NO	
		00000	82-2998879				NP Services of KY, LLC	KY	NIA	National Health Industries, Inc.	Ownership	100.000	UnitedHealth Group Incorporated	NO	
		00000	82-3026260				NP Services of NC, LLC	NC	NIA	National Health Industries, Inc.	Ownership	100.000	UnitedHealth Group Incorporated	NO	
		00000	82-4255048				NP Services of OH, LLC	OH	NIA	National Health Industries, Inc.	Ownership	100.000	UnitedHealth Group Incorporated	NO	
		00000	61-1855159				NPN IPA Washington, PLLC	WA	NIA	Everett Physicians, Inc. P.S.	Ownership	100.000	UnitedHealth Group Incorporated	NO	1
		00000	56-1963226				NSC Greensboro West, LLC	DE	NIA	National Surgery Centers, LLC	Ownership	49.000	UnitedHealth Group Incorporated	NO	2

ANNUAL STATEMENT FOR THE YEAR 2023 OF THE Oxford Health Plans (NJ), Inc.

**SCHEDULE Y**  
**PART 1A - DETAIL OF INSURANCE HOLDING COMPANY SYSTEM**

1	2	3	4	5	6	7	8	9	10	11	12	13	14	15	16
Group Code	Group Name	NAIC Company Code	ID Number	Federal RSSD	CIK	Name of Securities Exchange if Publicly Traded (U.S. or International)	Names of Parent, Subsidiaries Or Affiliates	Domi-ciliary Location	Relation-ship to Reporting Entity	Directly Controlled by (Name of Entity/Person)	Type of Control (Ownership, Board, Management, Attorney-in-Fact, Influence, Other)	If Control is Ownership Provide Percentage	Ultimate Controlling Entity(ies)/Person(s)	Is an SCA Filing Re-quired? (Yes/No)	*
		00000	56-1775016				NSC Greensboro, LLC	DE	NIA	National Surgery Centers, LLC	Ownership	100.000	UnitedHealth Group Incorporated	NO	
		00000	36-4210296				NSC Lancaster, LLC	DE	NIA	National Surgery Centers, LLC	Ownership	100.000	UnitedHealth Group Incorporated	NO	
		00000	91-1553479				NSC Seattle, Inc.	WA	NIA	National Surgery Centers, LLC	Ownership	100.000	UnitedHealth Group Incorporated	NO	
		00000	33-0812824				NSC Upland, LLC	DE	NIA	National Surgery Centers, LLC	Ownership	100.000	UnitedHealth Group Incorporated	NO	
		00000	38-3904633				Nurse on Call of Arizona, LLC	DE	NIA	Health at Home Holdings - Arizona, LLC	Ownership	100.000	UnitedHealth Group Incorporated	NO	
		00000	48-1300301				Oak Shadows of Jennings, L.L.C.	LA	NIA	Louisiana Health Care Group, L.L.C.	Ownership	91.000	UnitedHealth Group Incorporated	NO	
		00000	38-2481929				Oakland Psychological Clinic, P.C.	MI	NIA	Perspectives of Troy, P.C.	Ownership	100.000	UnitedHealth Group Incorporated	NO	1
		00000	83-4364718				OC Cardiology Practice Partners, LLC	DE	NIA	SC Affiliates, LLC	Ownership	100.000	UnitedHealth Group Incorporated	NO	
		00000	84-3189778				OCC MSO, LLC	DE	NIA	OptumCare Specialty Practices, LLC	Ownership	50.000	UnitedHealth Group Incorporated	NO	
		00000	81-3653042				OHP, LLC	OK	NIA	Arkansas Healthcare Partners, LLC	Ownership	100.000	UnitedHealth Group Incorporated	NO	
		00000	26-2948051				Ohio Health Care Group, LLC	OH	NIA	LHC Group, Inc.	Ownership	100.000	UnitedHealth Group Incorporated	NO	
		00000	26-3086449				Ohio HomeCare, LLC	OH	NIA	Ohio Health Care Group, LLC	Ownership	100.000	UnitedHealth Group Incorporated	NO	
		00000	84-2230289				Ohio In-Home Healthcare Partnership-I, LLC	OH	NIA	In-Home Healthcare Partnership, LLC	Ownership	100.000	UnitedHealth Group Incorporated	NO	
		00000	84-2479780				Ohio In-Home Partner-I, LLC	OH	NIA	Ohio Health Care Group, LLC	Ownership	100.000	UnitedHealth Group Incorporated	NO	
		00000	87-1767658				Ohio Physical Therapy Services of Mayfield Heights, LLC	OH	NIA	Ohio Health Care Group, LLC	Ownership	100.000	UnitedHealth Group Incorporated	NO	
		00000	87-4673219				Ohio Physical Therapy Services of Richmond Heights, LLC	OH	NIA	Ohio Health Care Group, LLC	Ownership	100.000	UnitedHealth Group Incorporated	NO	
		00000	85-0538001				Ohio Physical Therapy Services of Xenia, LLC	OH	NIA	Ohio Health Care Group, LLC	Ownership	100.000	UnitedHealth Group Incorporated	NO	
		00000	45-2662292				OhioSolutions.org LLC	OH	NIA	Refresh Mental Health, Inc.	Ownership	100.000	UnitedHealth Group Incorporated	NO	
		00000	93-0979031				OHR Physician Group, P.C.	OR	NIA	Physician(s) Owned	Influence	0.000	UnitedHealth Group Incorporated	NO	1
		00000	26-3388890				Oklahoma City Home Care Services LLC	DE	NIA	AFAM Holding Co, LLC	Ownership	100.000	UnitedHealth Group Incorporated	NO	
		00000	20-4138550				Oklahoma Health Care Group, LLC	OK	NIA	LHC Group, Inc.	Ownership	100.000	UnitedHealth Group Incorporated	NO	
		00000	98-1454609				Omesa SpA	CHL	NIA	Vida Integra S.p.A.	Ownership	99.996	UnitedHealth Group Incorporated	NO	
		00000	98-1454609				Omesa SpA	CHL	NIA	Saden S.A.	Ownership	0.004	UnitedHealth Group Incorporated	NO	
		00000	04-3630085				OMNI Health Management, LLC	FL	NIA	OMNI Home Health Services, LLC	Ownership	100.000	UnitedHealth Group Incorporated	NO	
		00000	20-0527436				OMNI Home Health - District 1, LLC	FL	NIA	OMNI Home Health Services, LLC	Ownership	100.000	UnitedHealth Group Incorporated	NO	
		00000	20-0527566				OMNI Home Health - District 2, LLC	FL	NIA	OMNI Home Health Services, LLC	Ownership	100.000	UnitedHealth Group Incorporated	NO	
		00000	20-1657488				OMNI Home Health - District 4, LLC	FL	NIA	OMNI Home Health Services, LLC	Ownership	100.000	UnitedHealth Group Incorporated	NO	
		00000	59-3741300				OMNI Home Health - Hernando, LLC	FL	NIA	OMNI Home Health Services, LLC	Ownership	100.000	UnitedHealth Group Incorporated	NO	
		00000	59-3754764				OMNI Home Health - Jacksonville, LLC	FL	NIA	OMNI Home Health Services, LLC	Ownership	100.000	UnitedHealth Group Incorporated	NO	
		00000	45-2638400				OMNI Home Health Holdings, Inc.	DE	NIA	National Health Industries, Inc.	Ownership	100.000	UnitedHealth Group Incorporated	NO	
		00000	26-2010556				OMNI Home Health Services, LLC	DE	NIA	OMNI Home Health Holdings, Inc.	Ownership	100.000	UnitedHealth Group Incorporated	NO	
		00000	27-0062838				OmniClaim, LLC	DE	NIA	Equian, LLC	Ownership	100.000	UnitedHealth Group Incorporated	NO	
		00000	98-1456252				Oncocare S.A.C.	PER	NIA	Pacifico S.A. Entidad Prestadora de Salud	Ownership	80.000	UnitedHealth Group Incorporated	NO	
		00000	26-1914835				Ophthalmology Surgery Center of Dallas, LLC	TX	NIA	Surgical Care Affiliates, LLC	Influence	0.000	UnitedHealth Group Incorporated	NO	
0707	UnitedHealth Group Incorporated	96940	52-1518174				Optimum Choice, Inc.	MD	IA	United HealthCare Services, Inc.	Ownership	100.000	UnitedHealth Group Incorporated	NO	
		00000	47-0858534	3202702			Optum Bank, Inc.	UT	NIA	Optum Financial, Inc.	Ownership	100.000	UnitedHealth Group Incorporated	NO	
		00000	84-4887072				Optum Behavioral Care of California, P.C.	CA	NIA	Physician(s) Owned	Influence	0.000	UnitedHealth Group Incorporated	NO	1
		00000	93-2952612				Optum Behavioral Care of Colorado, P.C.	CO	NIA	Physician(s) Owned	Influence	0.000	UnitedHealth Group Incorporated	NO	1
		00000	93-2339326				Optum Behavioral Care of Connecticut, P.C.	CT	NIA	Physician(s) Owned	Influence	0.000	UnitedHealth Group Incorporated	NO	1
		00000	93-2412669				Optum Behavioral Care of Delaware, Inc.	DE	NIA	Refresh Mental Health, Inc.	Ownership	100.000	UnitedHealth Group Incorporated	NO	
		00000	93-3404672				Optum Behavioral Care of Kansas, P.A.	KS	NIA	Physician(s) Owned	Influence	0.000	UnitedHealth Group Incorporated	NO	1
		00000	85-0666386				Optum Behavioral Care of New Jersey, P.C.	NJ	NIA	Physician(s) Owned	Influence	0.000	UnitedHealth Group Incorporated	NO	1
		00000	85-1959641				Optum Behavioral Care of North Carolina, P.C.	NC	NIA	Physician(s) Owned	Influence	0.000	UnitedHealth Group Incorporated	NO	1
		00000	93-2446694				Optum Behavioral Care of Ohio, Inc.	OH	NIA	Refresh Mental Health, Inc.	Ownership	100.000	UnitedHealth Group Incorporated	NO	
		00000	84-3152209				Optum Behavioral Care of Texas, P.A.	TX	NIA	Physician(s) Owned	Influence	0.000	UnitedHealth Group Incorporated	NO	1



ANNUAL STATEMENT FOR THE YEAR 2023 OF THE Oxford Health Plans (NJ), Inc.

**SCHEDULE Y**

**PART 1A - DETAIL OF INSURANCE HOLDING COMPANY SYSTEM**

1	2	3	4	5	6	7	8	9	10	11	12	13	14	15	16
Group Code	Group Name	NAIC Company Code	ID Number	Federal RSSD	CIK	Name of Securities Exchange if Publicly Traded (U.S. or International)	Names of Parent, Subsidiaries Or Affiliates	Domi-ciliary Location	Relation-ship to Reporting Entity	Directly Controlled by (Name of Entity/Person)	Type of Control (Ownership, Board, Management, Attorney-in-Fact, Influence, Other)	If Control is Ownership Provide Percentage	Ultimate Controlling Entity(ies)/Person(s)	Is an SCA Filing Re-quired? (Yes/No)	*
		00000	93-2422578				Optum Behavioral Care of Virginia, Inc.	VA	NIA	Refresh Mental Health, Inc.	Ownership	100.000	UnitedHealth Group Incorporated	NO	
		00000	36-3437660				Optum Biometrics, Inc.	IL	NIA	OptumHealth Care Solutions, LLC	Ownership	100.000	UnitedHealth Group Incorporated	NO	
		00000	45-4770582				Optum Care Network of Indiana, LLC	IN	NIA	AHJ Target Holdings, LLC	Ownership	100.000	UnitedHealth Group Incorporated	NO	
		00000	45-3143218				Optum Care Networks, Inc.	DE	NIA	Collaborative Care Holdings, LLC	Ownership	100.000	UnitedHealth Group Incorporated	NO	
		00000	13-4138665				Optum Care of New York Management, Inc.	NY	NIA	Inspiris, Inc.	Ownership	100.000	UnitedHealth Group Incorporated	NO	
		00000	26-0683057				Optum Care Services Company	TN	NIA	Inspiris, Inc.	Ownership	100.000	UnitedHealth Group Incorporated	NO	
		00000	83-1959511				Optum Care, Inc.	DE	NIA	Collaborative Care Services, Inc.	Ownership	100.000	UnitedHealth Group Incorporated	NO	
		00000	75-2778455				Optum Clinic, P.A.	TX	NIA	Physician(s) Owned	Influence	0.000	UnitedHealth Group Incorporated	NO	1
		00000	88-1704725				Optum Clinics Holding Company, Inc.	DE	NIA	Collaborative Care Holdings, LLC	Ownership	100.000	UnitedHealth Group Incorporated	NO	
		00000	20-3253658				Optum Compounding Services, LLC	AZ	NIA	Optum Pharmacy 801, Inc.	Ownership	100.000	UnitedHealth Group Incorporated	NO	
		00000	46-1981651				Optum Digital Health Holdings, LLC	DE	NIA	Optum Services, Inc.	Ownership	100.000	UnitedHealth Group Incorporated	NO	
		00000	66-1026448				Optum Direct To Consumer, LLC	DE	NIA	RVO Health, LLC	Ownership	100.000	UnitedHealth Group Incorporated	NO	
		00000	47-0858530				Optum Everycare, P.C.	PR	NIA	Physician(s) Owned	Influence	0.000	UnitedHealth Group Incorporated	NO	1
		00000	47-0858530				Optum Financial, Inc.	DE	NIA	OptumHealth Holdings, LLC	Ownership	100.000	UnitedHealth Group Incorporated	NO	
		00000	47-3146510				Optum Frontier Therapies Commercial Services, Inc.	DE	NIA	Optum Frontier Therapies Holdings, LLC	Ownership	100.000	UnitedHealth Group Incorporated	NO	
		00000	85-2786455				Optum Frontier Therapies Holdings, LLC	DE	NIA	Optum, Inc.	Ownership	100.000	UnitedHealth Group Incorporated	NO	
		00000	45-2532834				Optum Frontier Therapies II, LLC	NV	NIA	Optum Frontier Therapies Holdings, LLC	Ownership	100.000	UnitedHealth Group Incorporated	NO	
		00000	93-3335527				Optum Frontier Therapies Specialty Distribution, LLC	NV	NIA	Optum Frontier Therapies Holdings, LLC	Ownership	100.000	UnitedHealth Group Incorporated	NO	
		00000	45-2301399				Optum Frontier Therapies, LLC	MI	NIA	Optum Frontier Therapies Holdings, LLC	Ownership	100.000	UnitedHealth Group Incorporated	NO	
		00000	87-1335182				Optum Genomics, Inc.	DE	NIA	United HealthCare Services, Inc.	Ownership	100.000	UnitedHealth Group Incorporated	NO	
		00000	98-1103015				Optum Global Solutions (India) Private Limited	IND	NIA	UnitedHealth International, Inc.	Ownership	0.001	UnitedHealth Group Incorporated	NO	
		00000	98-1103015				Optum Global Solutions (India) Private Limited	IND	NIA	Optum Global Solutions International B.V.	Ownership	99.999	UnitedHealth Group Incorporated	NO	
		00000	98-1097776				Optum Global Solutions (Philippines), Inc.	PHL	NIA	Optum Global Solutions International B.V.	Ownership	99.993	UnitedHealth Group Incorporated	NO	
		00000	98-1201187				Optum Global Solutions Colombia S.A.S.	COL	NIA	Bordeaux UK Holdings II Limited	Ownership	100.000	UnitedHealth Group Incorporated	NO	
		00000	04-3574101				Optum Global Solutions International B.V.	NLD	NIA	Optum Technology, LLC	Ownership	100.000	UnitedHealth Group Incorporated	NO	
		00000	30-0226127				Optum Government Solutions, Inc.	DE	NIA	OptumInsight, Inc.	Ownership	100.000	UnitedHealth Group Incorporated	NO	
		00000	84-3719654				Optum Growth Partners Holdings, Inc.	DE	NIA	Optum, Inc.	Ownership	100.000	UnitedHealth Group Incorporated	NO	
		00000					Optum Growth Partners, LLC	DE	NIA	Optum Growth Partners Holdings, Inc.	Ownership	100.000	UnitedHealth Group Incorporated	NO	
		00000					Optum Health & Technology (Hong Kong) Limited	HKG	NIA	OptumHealth International B.V.	Ownership	100.000	UnitedHealth Group Incorporated	NO	
		00000	98-1095799				Optum Health & Technology (India) Private Limited	IND	NIA	United Behavioral Health	Ownership	0.001	UnitedHealth Group Incorporated	NO	
		00000	98-1095799				Optum Health & Technology (India) Private Limited	IND	NIA	OptumHealth International B.V.	Ownership	99.999	UnitedHealth Group Incorporated	NO	
		00000	98-1097886				Optum Health & Technology (Singapore) Pte. Ltd.	SGP	NIA	OptumHealth International B.V.	Ownership	100.000	UnitedHealth Group Incorporated	NO	
		00000	20-2149493				Optum Health & Technology (US), LLC	MO	NIA	OptumHealth Holdings, LLC	Ownership	100.000	UnitedHealth Group Incorporated	NO	
		00000	43-1747235				Optum Health & Technology Holdings (US), Inc.	MO	NIA	Optum, Inc.	Ownership	100.000	UnitedHealth Group Incorporated	NO	
		00000	98-1184561				Optum Health & Technology Serviços do Brasil Ltda.	BRA	NIA	OptumInsight, Inc.	Ownership	0.002	UnitedHealth Group Incorporated	NO	
		00000	98-1184561				Optum Health & Technology Serviços do Brasil Ltda.	BRA	NIA	Optum Global Solutions International B.V.	Ownership	99.998	UnitedHealth Group Incorporated	NO	
		00000	27-2309024				Optum Health Networks, Inc.	DE	NIA	Collaborative Care Holdings, LLC	Ownership	100.000	UnitedHealth Group Incorporated	NO	
		00000	46-2385459				Optum Health Plan of California	DE	NIA	OptumCare Holdings, LLC	Ownership	100.000	UnitedHealth Group Incorporated	NO	
		00000	98-1097921				Optum Health Services (Canada) Ltd.	CAN	NIA	Optum Health & Technology Holdings (US), Inc.	Ownership	100.000	UnitedHealth Group Incorporated	NO	

ANNUAL STATEMENT FOR THE YEAR 2023 OF THE Oxford Health Plans (NJ), Inc.

**SCHEDULE Y**  
**PART 1A - DETAIL OF INSURANCE HOLDING COMPANY SYSTEM**

1	2	3	4	5	6	7	8	9	10	11	12	13	14	15	16
Group Code	Group Name	NAIC Company Code	ID Number	Federal RSSD	CIK	Name of Securities Exchange if Publicly Traded (U.S. or International)	Names of Parent, Subsidiaries Or Affiliates	Domiciliary Location	Relationship to Reporting Entity	Directly Controlled by (Name of Entity/Person)	Type of Control (Ownership, Board, Management, Attorney-in-Fact, Influence, Other)	If Control is Ownership Provide Percentage	Ultimate Controlling Entity(ies)/Person(s)	Is an SCA Filing Required? (Yes/No)	*
		00000	98-1406274				Optum Health Solutions (Australia) Pty Ltd	.AUS	NIA	Optum UK Solutions Group Limited Optum Operations (Ireland) Unlimited	Ownership	100.000	UnitedHealth Group Incorporated	NO	
		00000	98-1147355				Optum Health Solutions (Ireland) Limited	.IRL	NIA	Optum UK Solutions Group Limited	Ownership	100.000	UnitedHealth Group Incorporated	NO	
		00000	58-2068880				Optum Healthcare of Illinois, Inc.	.GA	NIA	Optum Women's and Children's Health, LLC	Ownership	100.000	UnitedHealth Group Incorporated	NO	
		00000	20-0212381				Optum Hospice Pharmacy Services, LLC	.DE	NIA	OptumRx Health Solutions, LLC	Ownership	100.000	UnitedHealth Group Incorporated	NO	
		00000	93-4258544				Optum Infusion Clinic, LLC	.AZ	NIA	Optum, Inc.	Ownership	100.000	UnitedHealth Group Incorporated	NO	
		00000	11-2997132				Optum Infusion Services 100, Inc.	.NY	NIA	Optum Infusion Services 500, Inc.	Ownership	100.000	UnitedHealth Group Incorporated	NO	
		00000	11-3485985				Optum Infusion Services 101, Inc.	.NY	NIA	Optum Infusion Services 100, Inc.	Ownership	100.000	UnitedHealth Group Incorporated	NO	
		00000	27-1533840				Optum Infusion Services 103, LLC	.DE	NIA	Serquinox Holdings LLC	Ownership	100.000	UnitedHealth Group Incorporated	NO	
		00000	57-0861358				Optum Infusion Services 200, Inc.	.SC	NIA	Ambient Healthcare, Inc.	Ownership	100.000	UnitedHealth Group Incorporated	NO	
		00000	55-0802777				Optum Infusion Services 201, Inc.	.FL	NIA	Ambient Healthcare, Inc.	Ownership	100.000	UnitedHealth Group Incorporated	NO	
		00000	20-4881413				Optum Infusion Services 202, Inc.	.FL	NIA	Ambient Healthcare, Inc.	Ownership	100.000	UnitedHealth Group Incorporated	NO	
		00000	33-1012700				Optum Infusion Services 203, Inc.	.FL	NIA	Ambient Healthcare, Inc.	Ownership	100.000	UnitedHealth Group Incorporated	NO	
		00000	55-0802774				Optum Infusion Services 204, Inc.	.FL	NIA	Ambient Healthcare, Inc.	Ownership	100.000	UnitedHealth Group Incorporated	NO	
		00000	26-3738273				Optum Infusion Services 205, Inc.	.FL	NIA	Ambient Healthcare, Inc.	Ownership	100.000	UnitedHealth Group Incorporated	NO	
		00000	63-1284325				Optum Infusion Services 206, Inc.	.AL	NIA	Ambient Healthcare, Inc.	Ownership	100.000	UnitedHealth Group Incorporated	NO	
		00000	63-0964525				Optum Infusion Services 207, Inc.	.AL	NIA	Optum Infusion Services 206, Inc.	Ownership	100.000	UnitedHealth Group Incorporated	NO	
		00000	20-4963945				Optum Infusion Services 208, Inc.	.NC	NIA	Ambient Healthcare, Inc.	Ownership	100.000	UnitedHealth Group Incorporated	NO	
		00000	55-0802779				Optum Infusion Services 209, Inc.	.GA	NIA	Ambient Healthcare, Inc.	Ownership	100.000	UnitedHealth Group Incorporated	NO	
		00000	75-2196224				Optum Infusion Services 301, LP	.OK	NIA	Optum Infusion Services 500, Inc.	Ownership	99.950	UnitedHealth Group Incorporated	NO	
		00000	75-2196224				Optum Infusion Services 301, LP	.OK	NIA	Optum Infusion Services 305, LLC	Ownership	0.050	UnitedHealth Group Incorporated	NO	
		00000	27-0668812				Optum Infusion Services 302, LLC	.NE	NIA	Optum Infusion Services 500, Inc.	Ownership	100.000	UnitedHealth Group Incorporated	NO	
		00000	26-2565032				Optum Infusion Services 305, LLC	.DE	NIA	Optum Infusion Services 500, Inc.	Ownership	100.000	UnitedHealth Group Incorporated	NO	
		00000	20-3741084				Optum Infusion Services 308, LLC	.AZ	NIA	SCP Specialty Infusion, LLC	Ownership	100.000	UnitedHealth Group Incorporated	NO	
		00000	02-0653265				Optum Infusion Services 401, LLC	.CA	NIA	SCP Specialty Infusion, LLC	Ownership	100.000	UnitedHealth Group Incorporated	NO	
		00000	26-4312858				Optum Infusion Services 402, LLC	.CA	NIA	SCP Specialty Infusion, LLC	Ownership	100.000	UnitedHealth Group Incorporated	NO	
		00000	47-0941801				Optum Infusion Services 403, LLC	.CA	NIA	SCP Specialty Infusion, LLC	Ownership	100.000	UnitedHealth Group Incorporated	NO	
		00000	93-1103256				Optum Infusion Services 404, LLC	.OR	NIA	SCP Specialty Infusion, LLC	Ownership	100.000	UnitedHealth Group Incorporated	NO	
		00000	27-3918706				Optum Infusion Services 500, Inc.	.DE	NIA	AxelaCare, LLC	Ownership	100.000	UnitedHealth Group Incorporated	NO	
		00000	84-2822134				Optum Infusion Services 501, Inc.	.DE	NIA	Optum Infusion Services 500, Inc.	Ownership	100.000	UnitedHealth Group Incorporated	NO	
		00000	01-0808529				Optum Infusion Services 550, LLC	.CT	NIA	Diplomat Blocker, LLC	Ownership	100.000	UnitedHealth Group Incorporated	NO	
		00000	04-3041221				Optum Infusion Services 551, LLC	.CT	NIA	Diplomat Pharmacy, Inc.	Ownership	100.000	UnitedHealth Group Incorporated	NO	
		00000	02-0651651				Optum Infusion Services 553, LLC	.NC	NIA	Diplomat Pharmacy, Inc.	Ownership	100.000	UnitedHealth Group Incorporated	NO	
		00000	46-3275933				Optum Infusion Services 554, Inc.	.NY	NIA	Diplomat Pharmacy, Inc.	Ownership	100.000	UnitedHealth Group Incorporated	NO	
.0707	UnitedHealth Group Incorporated	69647	31-0628424				Optum Insurance of Ohio, Inc.	.OH	.IA	OptumRx PBM of Maryland, LLC	Ownership	100.000	UnitedHealth Group Incorporated	NO	
		00000	46-1615964				Optum Labs Topaz, Inc.	.DE	NIA	Optum, Inc.	Ownership	100.000	UnitedHealth Group Incorporated	NO	
		00000					Optum Labs, Inc.	.PHL	NIA	Optum Labs, LLC	Ownership	99.992	UnitedHealth Group Incorporated	NO	
		00000	80-0315079				Optum Labs, LLC	.DE	NIA	United HealthCare Services, Inc.	Ownership	100.000	UnitedHealth Group Incorporated	NO	
		00000	98-1209730				Optum Life Sciences (Canada) Inc.	.CAN	NIA	OptumInsight Life Sciences, Inc.	Ownership	100.000	UnitedHealth Group Incorporated	NO	
		00000	98-1098190				Optum Management Consulting (Shanghai) Co., Ltd.	.CHN	NIA	Optum Health & Technology Holdings (US), Inc.	Ownership	100.000	UnitedHealth Group Incorporated	NO	
		00000	22-3624559				Optum Medical Care of New Jersey, P.C.	.NJ	NIA	Physician(s) Owned	Influence	0.000	UnitedHealth Group Incorporated	NO	1
		00000	13-3544120				Optum Medical Care, P.C.	.NY	NIA	Physician(s) Owned	Influence	0.000	UnitedHealth Group Incorporated	NO	1
		00000	88-0310956				Optum Medical Group (Rhodes), P.C.	.NV	NIA	Physician(s) Owned	Influence	0.000	UnitedHealth Group Incorporated	NO	1
		00000	86-0857176				Optum Medical Group II (Rhodes), P.C.	.NV	NIA	Physician(s) Owned	Influence	0.000	UnitedHealth Group Incorporated	NO	1
		00000	46-2662506				Optum Medical Group, P.A.	.KS	NIA	Physician(s) Owned	Influence	0.000	UnitedHealth Group Incorporated	NO	1
		00000	30-0826311				Optum Medical Services of California, P.C.	.CA	NIA	Physician(s) Owned	Influence	0.000	UnitedHealth Group Incorporated	NO	1
		00000	45-5424191				Optum Medical Services of Colorado, P.C.	.CO	NIA	Physician(s) Owned	Influence	0.000	UnitedHealth Group Incorporated	NO	1

ANNUAL STATEMENT FOR THE YEAR 2023 OF THE Oxford Health Plans (NJ), Inc.

**SCHEDULE Y**  
**PART 1A - DETAIL OF INSURANCE HOLDING COMPANY SYSTEM**

1	2	3	4	5	6	7	8	9	10	11	12	13	14	15	16
Group Code	Group Name	NAIC Company Code	ID Number	Federal RSSD	CIK	Name of Securities Exchange if Publicly Traded (U.S. or International)	Names of Parent, Subsidiaries Or Affiliates	Domiciliary Location	Relationship to Reporting Entity	Directly Controlled by (Name of Entity/Person)	Type of Control (Ownership, Board, Management, Attorney-in-Fact, Influence, Other)	If Control is Ownership Provide Percentage	Ultimate Controlling Entity(ies)/Person(s)	Is an SCA Filing Required? (Yes/No)	*
0707	UnitedHealth Group Incorporated	00000	45-3866363				Optum Medical Services, P.C.	NC	NIA	Physician(s) Owned	Influence	0.000	UnitedHealth Group Incorporated	NO	1
		11068	30-0029448				Optum Networks of New Jersey, Inc.	DE	IA	OrthoNet Holdings, Inc.	Ownership	100.000	UnitedHealth Group Incorporated	NO	
		00000	58-1873062				Optum of New York, Inc.	NY	NIA	Optum Women's and Children's Health, LLC	Ownership	100.000	UnitedHealth Group Incorporated	NO	
							Optum Operations (Ireland) Unlimited Company								
		00000	98-1097761					IRL	NIA	UHC Finance (Ireland) Limited	Ownership	100.000	UnitedHealth Group Incorporated	NO	
		00000	85-3355553				Optum Oregon MSO, LLC	DE	NIA	Collaborative Care Holdings, LLC	Ownership	100.000	UnitedHealth Group Incorporated	NO	
										Optum Specialty Distribution Holdings, LLC					
		00000	93-2785584				Optum Packaging Services, LLC	DE	NIA		Ownership	100.000	UnitedHealth Group Incorporated	NO	
		00000	88-0934943				Optum Peak Endoscopy Center, LLC	DE	NIA	Optum SCA CS JV Holdings, LLC	Ownership	51.000	UnitedHealth Group Incorporated	NO	
		00000	45-3629080				Optum Perks LLC	DE	NIA	RVO Health, LLC	Ownership	100.000	UnitedHealth Group Incorporated	NO	
		00000	87-1235240				Optum Pharma Services Holdings, Inc.	DE	NIA	Optum, Inc.	Ownership	100.000	UnitedHealth Group Incorporated	NO	
		00000	82-4030553				Optum Pharmacy 700, LLC	DE	NIA	OptumRx Administrative Services, LLC	Ownership	100.000	UnitedHealth Group Incorporated	NO	
		00000	84-2827343				Optum Pharmacy 701, LLC	DE	NIA	OptumRx Administrative Services, LLC	Ownership	100.000	UnitedHealth Group Incorporated	NO	
		00000	46-2731176				Optum Pharmacy 702, LLC	IN	NIA	OptumRx PBM of Illinois, Inc.	Ownership	100.000	UnitedHealth Group Incorporated	NO	
		00000	20-2719823				Optum Pharmacy 704, Inc.	TX	NIA	BriovaRx of Florida, Inc.	Ownership	100.000	UnitedHealth Group Incorporated	NO	
		00000	55-0824381				Optum Pharmacy 705, LLC	AL	NIA	BriovaRx of Maine, Inc.	Ownership	100.000	UnitedHealth Group Incorporated	NO	
		00000	74-3103518				Optum Pharmacy 706, Inc.	NY	NIA	Salveo Specialty Pharmacy, Inc.	Ownership	100.000	UnitedHealth Group Incorporated	NO	
		00000	20-4515146				Optum Pharmacy 707, Inc.	CA	NIA	Salveo Specialty Pharmacy, Inc.	Ownership	100.000	UnitedHealth Group Incorporated	NO	
		00000	13-4318552				Optum Pharmacy 801, Inc.	AZ	NIA	Apothecary Holdings, Inc.	Ownership	100.000	UnitedHealth Group Incorporated	NO	
		00000	20-4581265				Optum Public Sector Solutions, Inc.	DE	NIA	OptumInsight, Inc.	Ownership	100.000	UnitedHealth Group Incorporated	NO	
		00000	46-3328009				Optum Rocket, LLC	DE	NIA	OptumInsight, Inc.	Ownership	100.000	UnitedHealth Group Incorporated	NO	
		00000	87-2719650				Optum SCA CS JV Holdings, LLC	DE	NIA	SCA Colorado Springs Holdings, LLC	Ownership	30.000	UnitedHealth Group Incorporated	NO	
		00000	26-0543382				Optum Senior Services, LLC	AL	NIA	Optum Hospice Pharmacy Services, LLC	Ownership	100.000	UnitedHealth Group Incorporated	NO	
										Optum Operations (Ireland) Unlimited Company					
		00000	98-1307821				Optum Services (Ireland) Limited	IRL	NIA		Ownership	100.000	UnitedHealth Group Incorporated	NO	
		00000	66-0870003				Optum Services (Puerto Rico) LLC	PR	NIA	UnitedHealthcare International III B.V.	Ownership	100.000	UnitedHealth Group Incorporated	NO	
		00000	45-4683454				Optum Services, Inc.	DE	NIA	Optum, Inc.	Ownership	100.000	UnitedHealth Group Incorporated	NO	
										Optum Health & Technology Holdings (US), Inc.					
		00000	98-0644599				Optum Solutions UK Holdings Limited	GBR	NIA		Ownership	100.000	UnitedHealth Group Incorporated	NO	
		00000	88-0722620				Optum Specialty Distribution Holdings, LLC	NV	NIA	Optum, Inc.	Ownership	100.000	UnitedHealth Group Incorporated	NO	
										Optum Specialty Distribution Holdings, LLC					
		00000	88-4300788				Optum Specialty Distribution, LLC	DE	NIA		Ownership	100.000	UnitedHealth Group Incorporated	NO	
										Optum Specialty Distribution Holdings, LLC					
		00000	92-2947779				Optum Specialty Services, LLC	DE	NIA		Ownership	100.000	UnitedHealth Group Incorporated	NO	
		00000	46-5713629				Optum Technology, LLC	DE	NIA	OptumInsight, Inc.	Ownership	100.000	UnitedHealth Group Incorporated	NO	
		00000	98-1097769				Optum UK Solutions Group Limited	GBR	NIA	Optum Solutions UK Holdings Limited	Ownership	100.000	UnitedHealth Group Incorporated	NO	
		00000	46-1883579				Optum Urgent Care, PLLC	NY	NIA	ProHEALTH Care Associates, L.L.P.	Ownership	100.000	UnitedHealth Group Incorporated	NO	1
		00000	85-3725073				Optum Venture Global Partners II, LP	DE	NIA	Optum, Inc.	Ownership	99.000	UnitedHealth Group Incorporated	NO	
		00000	37-1890895				Optum Venture Global Partners, LP	DE	NIA	Optum, Inc.	Ownership	99.000	UnitedHealth Group Incorporated	NO	
		00000	83-2512708				Optum Venture Partners II, LP	DE	NIA	Optum, Inc.	Ownership	99.000	UnitedHealth Group Incorporated	NO	
		00000	85-3780733				Optum Venture Partners III, LP	DE	NIA	Optum, Inc.	Ownership	99.000	UnitedHealth Group Incorporated	NO	
		00000	93-2014325				Optum Venture Partners IV, LP	DE	NIA	Optum, Inc.	Ownership	99.000	UnitedHealth Group Incorporated	NO	
		00000	82-2483320				Optum Venture Partners, LP	DE	NIA	Optum, Inc.	Ownership	99.000	UnitedHealth Group Incorporated	NO	
		00000	85-0735012				Optum Washington Network, LLC	WA	NIA	Collaborative Care Holdings, LLC	Ownership	93.000	UnitedHealth Group Incorporated	NO	
		00000	58-2205984				Optum Women's and Children's Health, LLC	DE	NIA	My Wellness Solutions, LLC	Ownership	100.000	UnitedHealth Group Incorporated	NO	
		00000	30-0580620				Optum, Inc.	DE	NIA	United HealthCare Services, Inc.	Ownership	100.000	UnitedHealth Group Incorporated	NO	
		00000	46-3983926				Optum360 Services, Inc.	DE	NIA	Optum Rocket, LLC	Ownership	100.000	UnitedHealth Group Incorporated	NO	
		00000	82-3446942				Optum360 Solutions, LLC	DE	NIA	OptumInsight, Inc.	Ownership	100.000	UnitedHealth Group Incorporated	NO	
		00000	46-3328307				Optum360, LLC	DE	NIA	Optum Rocket, LLC	Ownership	96.005	UnitedHealth Group Incorporated	NO	
		00000	30-0940296				OptumCare ACO New Mexico, LLC	DE	NIA	OptumCare New Mexico, LLC	Ownership	100.000	UnitedHealth Group Incorporated	NO	

ANNUAL STATEMENT FOR THE YEAR 2023 OF THE Oxford Health Plans (NJ), Inc.

**SCHEDULE Y**  
**PART 1A - DETAIL OF INSURANCE HOLDING COMPANY SYSTEM**

1	2	3	4	5	6	7	8	9	10	11	12	13	14	15	16
Group Code	Group Name	NAIC Company Code	ID Number	Federal RSSD	CIK	Name of Securities Exchange if Publicly Traded (U.S. or International)	Names of Parent, Subsidiaries Or Affiliates	Domiciliary Location	Relationship to Reporting Entity	Directly Controlled by (Name of Entity/Person)	Type of Control (Ownership, Board, Management, Attorney-in-Fact, Influence, Other)	If Control is Ownership Provide Percentage	Ultimate Controlling Entity(ies)/Person(s)	Is an SCA Filing Required? (Yes/No)	*
		00000	83-3608739				OptumCare ACO West, LLC	DE	NIA	Collaborative Care Holdings, LLC	Ownership	100.000	UnitedHealth Group Incorporated	NO	
		00000	47-1422097				OptumCare Clinical Trials, LLC	DE	NIA	OptumCare Holdings, LLC	Ownership	100.000	UnitedHealth Group Incorporated	NO	
		00000	35-2597463				OptumCare Colorado ASC, LLC	CO	NIA	OptumCare Colorado, LLC	Ownership	100.000	UnitedHealth Group Incorporated	NO	
		00000	47-2218380				OptumCare Colorado Medical Group, LLC	CO	NIA	OptumCare Holdings Colorado, LLC	Ownership	100.000	UnitedHealth Group Incorporated	NO	
		00000	47-2196783				OptumCare Colorado, LLC	CO	NIA	OptumCare Management, LLC	Ownership	100.000	UnitedHealth Group Incorporated	NO	
		00000	26-1508741				OptumCare Endoscopy Center New Mexico, LLC	NM	NIA	OptumCare New Mexico, LLC	Ownership	100.000	UnitedHealth Group Incorporated	NO	
		00000	82-2227280				OptumCare Florida CI, LLC	DE	NIA	OptumCare Florida, LLC	Ownership	100.000	UnitedHealth Group Incorporated	NO	
		00000	87-0408859				OptumCare Florida, LLC	DE	NIA	OptumCare Holdings, LLC	Ownership	100.000	UnitedHealth Group Incorporated	NO	
		00000	30-0999065				OptumCare Holdings Colorado, LLC	CO	NIA	OptumCare Colorado, LLC	Ownership	85.000	UnitedHealth Group Incorporated	NO	
		00000	56-2592163				OptumCare Holdings, LLC	CA	NIA	Collaborative Care Holdings, LLC	Ownership	100.000	UnitedHealth Group Incorporated	NO	
		00000	95-4509662				OptumCare Management, LLC	CA	NIA	OptumCare Holdings, LLC	Ownership	100.000	UnitedHealth Group Incorporated	NO	
		00000	20-4043287				OptumCare New Mexico, LLC	DE	NIA	OptumCare Management, LLC	Ownership	100.000	UnitedHealth Group Incorporated	NO	
		00000	13-4138668				OptumCare New York IPA, Inc.	NY	NIA	Inspiris, Inc.	Ownership	100.000	UnitedHealth Group Incorporated	NO	
		00000	93-1306308				OptumCare Portland, LLC	OR	NIA	Physician(s) Owned	Influence	0.000	UnitedHealth Group Incorporated	NO	1
		00000	45-3462809				OptumCare South Florida, LLC	FL	NIA	OptumCare Management, LLC	Ownership	100.000	UnitedHealth Group Incorporated	NO	
		00000	92-0972076				OptumCare Specialty Practices Investments, LLC	DE	NIA	SC Affiliates, LLC	Ownership	100.000	UnitedHealth Group Incorporated	NO	
		00000	84-3504842				OptumCare Specialty Practices, LLC	DE	NIA	SC Affiliates, LLC	Ownership	100.000	UnitedHealth Group Incorporated	NO	
		00000	41-1591944				OptumHealth Care Solutions, LLC	DE	NIA	OptumInsight, Inc.	Ownership	100.000	UnitedHealth Group Incorporated	NO	
		00000	47-1192395				OptumHealth Holdings, LLC	DE	NIA	Optum, Inc.	Ownership	100.000	UnitedHealth Group Incorporated	NO	
		00000	98-1106868				OptumHealth International B.V.	MD	NIA	Catamaran S.á.r.l.	Ownership	100.000	UnitedHealth Group Incorporated	NO	
		00000					OptumInsight Holdings, LLC	DE	NIA	Optum, Inc.	Ownership	100.000	UnitedHealth Group Incorporated	NO	
		00000	04-3383745				OptumInsight Life Sciences, Inc.	DE	NIA	OptumInsight, Inc.	Ownership	100.000	UnitedHealth Group Incorporated	NO	
		00000					OptumInsight Provider Value Network ACO - NY, LLC	NY	NIA	OptumInsight, Inc.	Ownership	100.000	UnitedHealth Group Incorporated	NO	
		00000					OptumInsight Provider Value Network ACO, LLC	DE	NIA	OptumInsight, Inc.	Ownership	100.000	UnitedHealth Group Incorporated	NO	
		00000	93-1637574				OptumInsight, Inc.	DE	NIA	OptumInsight Holdings, LLC	Ownership	100.000	UnitedHealth Group Incorporated	NO	
		00000	41-1858498				OptumRx Administrative Services, LLC	TX	NIA	OptumRx Holdings I, LLC	Ownership	100.000	UnitedHealth Group Incorporated	NO	
		00000	75-2578509				OptumRx Discount Card Services, LLC	DE	NIA	RVO Health, LLC	Ownership	100.000	UnitedHealth Group Incorporated	NO	
		00000	31-1728846				OptumRx Group Holdings, Inc.	DE	NIA	Optum, Inc.	Ownership	100.000	UnitedHealth Group Incorporated	NO	
		00000	47-4734235				OptumRx Health Solutions, LLC	DE	NIA	OptumRx Administrative Services, LLC	Ownership	100.000	UnitedHealth Group Incorporated	NO	
		00000	46-0668840				OptumRx Holdings I, LLC	DE	NIA	OptumRx Group Holdings, Inc.	Ownership	100.000	UnitedHealth Group Incorporated	NO	
		00000	80-0870454				OptumRx Holdings, LLC	DE	NIA	Optum, Inc.	Ownership	100.000	UnitedHealth Group Incorporated	NO	
		00000	34-1472211				OptumRx Home Delivery of Ohio, LLC	OH	NIA	OptumRx Health Solutions, LLC	Ownership	100.000	UnitedHealth Group Incorporated	NO	
		00000	20-0151096				OptumRx NY IPA, Inc.	NY	NIA	OptumRx, Inc.	Ownership	100.000	UnitedHealth Group Incorporated	NO	
		00000	27-3419292				OptumRx of Pennsylvania, LLC	DE	NIA	OptumRx Health Solutions, LLC	Ownership	100.000	UnitedHealth Group Incorporated	NO	
		00000	11-2581812				OptumRx PBM of Illinois, Inc.	DE	NIA	OptumRx Administrative Services, LLC	Ownership	100.000	UnitedHealth Group Incorporated	NO	
		00000	88-0361447				OptumRx PBM of Maryland, LLC	NV	NIA	OptumRx Health Solutions, LLC	Ownership	100.000	UnitedHealth Group Incorporated	NO	
		00000	03-0592263				OptumRx PBM of Pennsylvania, LLC	PA	NIA	OptumRx of Pennsylvania, LLC	Ownership	100.000	UnitedHealth Group Incorporated	NO	
		00000	38-3693753				OptumRx PBM of Wisconsin, LLC	WI	NIA	OptumRx PBM of Illinois, Inc.	Ownership	100.000	UnitedHealth Group Incorporated	NO	
		00000	16-1767416				OptumRx PD of Pennsylvania, LLC	PA	NIA	OptumRx of Pennsylvania, LLC	Ownership	100.000	UnitedHealth Group Incorporated	NO	
		00000	88-0373347				OptumRx Pharmacy of Nevada, Inc.	NV	NIA	OptumRx Health Solutions, LLC	Ownership	100.000	UnitedHealth Group Incorporated	NO	
		00000	33-0441200				OptumRx, Inc.	CA	NIA	OptumRx Holdings, LLC	Ownership	100.000	UnitedHealth Group Incorporated	NO	
		00000	39-1974851				OptumServe Health Services, Inc.	WI	NIA	OptumHealth Holdings, LLC	Ownership	100.000	UnitedHealth Group Incorporated	NO	
		00000	52-2016292				OptumServe Technology Services, Inc.	MD	NIA	OptumInsight, Inc.	Ownership	100.000	UnitedHealth Group Incorporated	NO	
		00000	27-0435404				Oregon Health Care Group, LLC	OR	NIA	LHC Group, Inc.	Ownership	100.000	UnitedHealth Group Incorporated	NO	
		00000	27-3674492				Oregon Healthcare Resources, LLC	OR	NIA	OHR Physician Group, P.C.	Ownership	100.000	UnitedHealth Group Incorporated	NO	1
		00000	22-3883387				Oregon Outpatient Surgery Center, LLC	OR	NIA	Providence & SCA Off-Campus Holdings, LLC	Ownership	51.180	UnitedHealth Group Incorporated	NO	2

4143

ANNUAL STATEMENT FOR THE YEAR 2023 OF THE Oxford Health Plans (NJ), Inc.

**SCHEDULE Y**  
**PART 1A - DETAIL OF INSURANCE HOLDING COMPANY SYSTEM**

1	2	3	4	5	6	7	8	9	10	11	12	13	14	15	16
Group Code	Group Name	NAIC Company Code	ID Number	Federal RSSD	CIK	Name of Securities Exchange if Publicly Traded (U.S. or International)	Names of Parent, Subsidiaries Or Affiliates	Domiciliary Location	Relationship to Reporting Entity	Directly Controlled by (Name of Entity/Person)	Type of Control (Ownership, Board, Management, Attorney-in-Fact, Influence, Other)	If Control is Ownership Provide Percentage	Ultimate Controlling Entity(ies)/Person(s)	Is an SCA Filing Required? (Yes/No)	*
		00000	20-2404191				Oren Meyers, Ph.D., LLC	OH	NIA	OhioSolutions.org LLC	Ownership	100.000	UnitedHealth Group Incorporated	NO	
		00000	46-2742615				Orthology Inc.	DE	NIA	ProHEALTH Medical Management, LLC	Ownership	100.000	UnitedHealth Group Incorporated	NO	
		00000	13-3960641				OrthoNet Holdings, Inc.	DE	NIA	OptumHealth Care Solutions, LLC	Ownership	100.000	UnitedHealth Group Incorporated	NO	
		00000	13-3818652				OrthoNet LLC	NY	NIA	OrthoNet Holdings, Inc.	Ownership	100.000	UnitedHealth Group Incorporated	NO	
		00000	13-4025898				OrthoNet New York IPA, Inc.	NY	NIA	OrthoNet Holdings, Inc.	Ownership	100.000	UnitedHealth Group Incorporated	NO	
		00000	26-2884306				OrthoNet of the South, Inc.	DE	NIA	OrthoNet Holdings, Inc.	Ownership	100.000	UnitedHealth Group Incorporated	NO	
		00000	20-0221966				OrthoNet West, Inc.	DE	NIA	OrthoNet Holdings, Inc.	Ownership	100.000	UnitedHealth Group Incorporated	NO	
		00000	93-2394362				Orthopedic Center of Louisville, LLC	KY	NIA	SCA-Louisville Ortho, LLC	Ownership	100.000	UnitedHealth Group Incorporated	NO	
		00000	81-2594417				Orthopedic Surgery Center of Palm Beach County, LLC	FL	NIA	SCA-Palm Beach, LLC	Ownership	21.000	UnitedHealth Group Incorporated	NO	2
		00000	85-2357227				OrthoWest MSO, LLC	DE	NIA	OptumCare Specialty Practices, LLC	Ownership	50.000	UnitedHealth Group Incorporated	NO	
		00000	98-1284698				OSB - Tecnologia e Serviços de Suporte Lda.	BRA	NIA	Cemed Care - Empresa de Atendimento Clínico Geral Ltda.	Ownership	0.000	UnitedHealth Group Incorporated	NO	
		00000	98-1284698				OSB - Tecnologia e Serviços de Suporte Lda.	BRA	NIA	Amil Assistência Médica Internacional S.A.	Ownership	100.000	UnitedHealth Group Incorporated	NO	
		00000	41-1921007				Ovations, Inc.	DE	NIA	United HealthCare Services, Inc.	Ownership	100.000	UnitedHealth Group Incorporated	NO	
		00000	06-1587795				Oxford Benefit Management, Inc.	CT	NIA	Oxford Health Plans LLC	Ownership	100.000	UnitedHealth Group Incorporated	NO	
0707	UnitedHealth Group Incorporated	78026	22-2797560				Oxford Health Insurance, Inc.	NY	IA	UnitedHealthcare Insurance Company	Ownership	100.000	UnitedHealth Group Incorporated	NO	
0707	UnitedHealth Group Incorporated	96798	06-1181201				Oxford Health Plans (CT), Inc.	CT	IA	Oxford Health Plans LLC	Ownership	100.000	UnitedHealth Group Incorporated	NO	
0707	UnitedHealth Group Incorporated	95506	22-2745725				Oxford Health Plans (NJ), Inc.	NJ	RE	Oxford Health Plans LLC	Ownership	100.000	UnitedHealth Group Incorporated	NO	
0707	UnitedHealth Group Incorporated	95479	06-1181200				Oxford Health Plans (NY), Inc.	NY	IA	Oxford Health Plans LLC	Ownership	100.000	UnitedHealth Group Incorporated	NO	
		00000	52-2443751				Oxford Health Plans LLC	DE	UDP	UnitedHealth Group Incorporated	Ownership	100.000	UnitedHealth Group Incorporated	NO	
		00000	27-0008097				P2P Link, LLC	DE	NIA	SRPS, LLC	Ownership	100.000	UnitedHealth Group Incorporated	NO	
		00000	33-0704734				Pacific Cardiovascular Associates Medical Group, Inc.	CA	NIA	Surgical Care Affiliates, LLC	Influence	0.000	UnitedHealth Group Incorporated	NO	
		00000	75-2857077				Pacific Casualty Company, Inc.	HI	NIA	USHEALTH Group, Inc.	Ownership	100.000	UnitedHealth Group Incorporated	NO	
		00000	33-0704734				PacificCare Life and Health Insurance Company	IN	IA	United HealthCare Services, Inc.	Ownership	100.000	UnitedHealth Group Incorporated	NO	
0707	UnitedHealth Group Incorporated	70785	35-1137395				PacificCare Life Assurance Company	CO	IA	United HealthCare Services, Inc.	Ownership	100.000	UnitedHealth Group Incorporated	NO	
0707	UnitedHealth Group Incorporated	84506	95-2829463				PacificCare of Arizona, Inc.	AZ	IA	United HealthCare Services, Inc.	Ownership	100.000	UnitedHealth Group Incorporated	NO	
0707	UnitedHealth Group Incorporated	95617	94-3267522				PacificCare of Colorado, Inc.	CO	IA	United HealthCare Services, Inc.	Ownership	100.000	UnitedHealth Group Incorporated	NO	
0707	UnitedHealth Group Incorporated	95434	84-1011378				Pacific S.A. Entidad Prestadora de Salud	PER	NIA	Empremédica S. A.	Ownership	50.000	UnitedHealth Group Incorporated	NO	
		00000	98-1444613				Palliative Care At Heart, LLC	SC	NIA	Louisiana Health Care Group, L.L.C.	Ownership	100.000	UnitedHealth Group Incorporated	NO	
		00000	38-4089979				Palmetto Express Company, LLC	DE	NIA	LHC Group, Inc.	Ownership	100.000	UnitedHealth Group Incorporated	NO	
		00000	85-1062549				Palmetto Express, L.L.C.	LA	NIA	Louisiana Health Care Group, L.L.C.	Ownership	100.000	UnitedHealth Group Incorporated	NO	
		00000	72-1504648				Panama City Surgery Center, LLC	FL	NIA	SVHS-SCA Florida JV, LLC	Ownership	53.351	UnitedHealth Group Incorporated	NO	
		00000	48-1255983				Panama City Surgery Center, LLC	FL	NIA	SCA-Panama City Holdings, LLC	Ownership	2.739	UnitedHealth Group Incorporated	NO	
		00000	48-1255983				Panama City Surgery Center, LLC	FL	NIA	SCA-Panama City Holdings, LLC	Ownership	2.739	UnitedHealth Group Incorporated	NO	
		00000	45-1484375				Park Hill Surgery Center, LLC	TX	NIA	Surgical Care Affiliates, LLC	Influence	0.000	UnitedHealth Group Incorporated	NO	
		00000	20-2387587				Parker LP, LLC	NV	NIA	HealthSmart Benefits Management, LLC	Ownership	100.000	UnitedHealth Group Incorporated	NO	
		00000	20-4127100				Parkway Surgery Center, LLC	DE	NIA	WellSpan-SCA Holdings, LLC	Ownership	78.400	UnitedHealth Group Incorporated	NO	
		00000	62-1500185				Partial Hospital Systems, Inc.	TN	NIA	Refresh Mental Health, Inc.	Ownership	100.000	UnitedHealth Group Incorporated	NO	
		00000	20-1311030				Patient Access Limited	GBR	NIA	Egton Medical Information Systems Limited	Ownership	100.000	UnitedHealth Group Incorporated	NO	
		00000	27-0726569				Patient Care Associates, L.L.C.	NJ	NIA	SCA Englewood Holdings, LLC	Ownership	57.345	UnitedHealth Group Incorporated	NO	
		00000	27-0726569				Patient Care Connecticut, LLC	CT	NIA	Priority Care, Inc.	Ownership	100.000	UnitedHealth Group Incorporated	NO	
		00000	61-1792273				Patient Care HHA, LLC	CT	NIA	Priority Care, Inc.	Ownership	100.000	UnitedHealth Group Incorporated	NO	
		00000	22-2170708				Patient Care Medical Services, Inc.	NJ	NIA	Patient Care, Inc.	Ownership	100.000	UnitedHealth Group Incorporated	NO	
		00000	20-1574433				Patient Care New Jersey, Inc.	DE	NIA	Patient Care, Inc.	Ownership	100.000	UnitedHealth Group Incorporated	NO	
		00000	47-5126154				Patient Care of Hudson County, LLC	NJ	NIA	Patient Care New Jersey, Inc.	Ownership	100.000	UnitedHealth Group Incorporated	NO	
		00000	84-3060310				Patient Care Pennsylvania II, LLC	PA	NIA	Pennsylvania Health Care Group Holdings, LLC	Ownership	100.000	UnitedHealth Group Incorporated	NO	

ANNUAL STATEMENT FOR THE YEAR 2023 OF THE Oxford Health Plans (NJ), Inc.

**SCHEDULE Y**  
**PART 1A - DETAIL OF INSURANCE HOLDING COMPANY SYSTEM**

1	2	3	4	5	6	7	8	9	10	11	12	13	14	15	16
Group Code	Group Name	NAIC Company Code	ID Number	Federal RSSD	CIK	Name of Securities Exchange if Publicly Traded (U.S. or International)	Names of Parent, Subsidiaries Or Affiliates	Domi-ciliary Location	Relation-ship to Reporting Entity	Directly Controlled by (Name of Entity/Person)	Type of Control (Ownership, Board, Management, Attorney-in-Fact, Influence, Other)	If Control is Ownership Provide Percentage	Ultimate Controlling Entity(ies)/Person(s)	Is an SCA Filing Re-quired? (Yes/No)	*
		00000	37-1459396				Patient Care Pennsylvania, Inc.	DE	NIA	Patient Care, Inc.	Ownership	100.000	UnitedHealth Group Incorporated	NO	
		00000	22-2088938				Patient Care, Inc.	DE	NIA	AFAM Acquisition, LLC	Ownership	100.000	UnitedHealth Group Incorporated	NO	
		00000					Patient Platform Limited	GBR	NIA	EMIS Group Limited	Ownership	100.000	UnitedHealth Group Incorporated	NO	
		00000	55-0832250				Patient's Choice Homecare, LLC	CT	NIA	Bracor, Inc.	Ownership	100.000	UnitedHealth Group Incorporated	NO	
		00000	72-1513421				Patient's Choice Hospice and Palliative Care of Louisiana, L.L.C.	LA	NIA	Louisiana Health Care Group, L.L.C.	Ownership	67.000	UnitedHealth Group Incorporated	NO	
		00000	06-1778268				Patient's Choice Hospice, LLC	AR	NIA	Arkansas Health Care Group, LLC	Ownership	100.000	UnitedHealth Group Incorporated	NO	
		00000					Patrimonio Autónomo Nueva Clínica	COL	NIA	CDC Holdings Colombia S.A.S.	Ownership	9.940	UnitedHealth Group Incorporated	NO	
		00000					Patrimonio Autónomo Nueva Clínica	COL	NIA	Inverclinco S.A.S.	Ownership	65.330	UnitedHealth Group Incorporated	NO	
		00000					Patrimonio Autónomo Nueva Clínica	COL	NIA	Promotora Country S.A.	Ownership	0.230	UnitedHealth Group Incorporated	NO	
		00000					Patrimonio Autónomo Nueva Clínica	COL	NIA	Banmedica Internacional SpA	Ownership	9.590	UnitedHealth Group Incorporated	NO	
		00000	62-1451147				Payment Resolution Services, LLC	TN	NIA	OptumInsight, Inc.	Ownership	100.000	UnitedHealth Group Incorporated	NO	
		00000	75-2103975				PDX, Inc.	TX	NIA	eRx Network, LLC	Ownership	100.000	UnitedHealth Group Incorporated	NO	
		00000	84-2396811				PE Gastro Management, LLC	DE	NIA	PE Gastro MSO Holdings, LLC	Ownership	52.000	UnitedHealth Group Incorporated	NO	
		00000	84-2444910				PE Gastro MSO Holdings, LLC	DE	NIA	Physicians Endoscopy Intermediate Holdco, Inc.	Ownership	100.000	UnitedHealth Group Incorporated	NO	
		00000	27-4496894				PE Healthcare Associates, LLC	NY	NIA	Physicians Endoscopy, L.L.C.	Ownership	100.000	UnitedHealth Group Incorporated	NO	
		00000	81-4315098				PE New Jersey Holdco, LLC	NJ	NIA	Physicians Endoscopy, L.L.C.	Ownership	100.000	UnitedHealth Group Incorporated	NO	
		00000	91-1885912				Peninsula Psychological Center, Inc., P.S.	WA	NIA	Physician(s) Owned	Influence	0.000	UnitedHealth Group Incorporated	NO	1
		00000	27-5162879				Pennsylvania Health Care Group Holdings, LLC	PA	NIA	LHC Group, Inc.	Ownership	100.000	UnitedHealth Group Incorporated	NO	
		00000	30-0963243				Pennsylvania In-Home Healthcare Partnership-I, LLC	PA	NIA	In-Home Healthcare Partnership, LLC	Ownership	100.000	UnitedHealth Group Incorporated	NO	
		00000	38-4022040				Pennsylvania In-Home Healthcare Partnership-II, LLC	PA	NIA	In-Home Healthcare Partnership, LLC	Ownership	100.000	UnitedHealth Group Incorporated	NO	
		00000	32-0515193				Pennsylvania In-Home Healthcare Partnership-III, LLC	PA	NIA	In-Home Healthcare Partnership, LLC	Ownership	100.000	UnitedHealth Group Incorporated	NO	
		00000	82-2091703				Pennsylvania In-Home Partner-I, LLC	PA	NIA	Pennsylvania In-Home Healthcare Partnership-I, LLC	Ownership	100.000	UnitedHealth Group Incorporated	NO	
		00000	81-4811929				Pennsylvania In-Home Partner-II, LLC	PA	NIA	Pennsylvania In-Home Healthcare Partnership-II, LLC	Ownership	100.000	UnitedHealth Group Incorporated	NO	
		00000	82-3662886				Pennsylvania In-Home Partner-III, LLC	PA	NIA	Pennsylvania In-Home Healthcare Partnership-III, LLC	Ownership	100.000	UnitedHealth Group Incorporated	NO	
		00000	47-2429625				Penzo Enterprises, LLC	DE	NIA	OptumRx Holdings, LLC	Ownership	100.000	UnitedHealth Group Incorporated	NO	
0707	UnitedHealth Group Incorporated	13607	20-5662149				Peoples Health, Inc.	LA	IA	New Orleans Regional Physician Hospital Organization, L.L.C.	Ownership	100.000	UnitedHealth Group Incorporated	NO	
		00000	20-5608977				Perham Physical Therapy, LTD	MN	NIA	Orthology Inc.	Ownership	100.000	UnitedHealth Group Incorporated	NO	
		00000	58-1978405				Perimeter Center for Outpatient Surgery, L.P.	GA	NIA	SHC Atlanta, LLC	Ownership	46.834	UnitedHealth Group Incorporated	NO	2
		00000	38-2592367				Perspectives of Troy, P.C.	MI	NIA	Physician(s) Owned	Influence	0.000	UnitedHealth Group Incorporated	NO	1
		00000	26-3388826				Petersburg Home Care Services, LLC	DE	NIA	AFAM Holding Co II, LLC	Ownership	100.000	UnitedHealth Group Incorporated	NO	
		00000	81-4555910				PF2 IP LLC	DE	NIA	Change Healthcare Inc.	Ownership	100.000	UnitedHealth Group Incorporated	NO	
		00000	35-2578322				PF2 PST Services LLC	DE	NIA	Change Healthcare Inc.	Ownership	100.000	UnitedHealth Group Incorporated	NO	
		00000	47-2582247				PGC Acquisition Holdings, LLC	PA	NIA	Physicians Endoscopy, L.L.C.	Ownership	100.000	UnitedHealth Group Incorporated	NO	
		00000	47-2638657				PGC Endoscopy Center for Excellence, LLC	PA	NIA	Physicians Endoscopy, L.L.C.	Ownership	49.000	UnitedHealth Group Incorporated	NO	
		00000					PGH Global (Cayman) Limited	CYM	NIA	PGH Global, LLC	Ownership	100.000	UnitedHealth Group Incorporated	NO	
		00000	46-1722316				PGH Global, LLC	TX	NIA	UHC Holdings, Inc.	Ownership	100.000	UnitedHealth Group Incorporated	NO	
		00000					PGT Medical Group, Inc.	TX	NIA	KS Management Services, L.L.C.	Ownership	100.000	UnitedHealth Group Incorporated	NO	
		00000	82-5162940				Phoenix Mental Health and Wellness PLLC	AZ	NIA	Refresh Mental Health, Inc.	Ownership	100.000	UnitedHealth Group Incorporated	NO	
		00000	81-2902954				Physician Alliance of the Rockies, LLC	CO	NIA	New West Physicians, Inc.	Ownership	100.000	UnitedHealth Group Incorporated	NO	
		00000	30-0516435				Physician Partners Medical Group, Inc.	CA	NIA	Physician(s) Owned	Influence	0.000	UnitedHealth Group Incorporated	NO	1

ANNUAL STATEMENT FOR THE YEAR 2023 OF THE Oxford Health Plans (NJ), Inc.

**SCHEDULE Y**

**PART 1A - DETAIL OF INSURANCE HOLDING COMPANY SYSTEM**

1	2	3	4	5	6	7	8	9	10	11	12	13	14	15	16
Group Code	Group Name	NAIC Company Code	ID Number	Federal RSSD	CIK	Name of Securities Exchange if Publicly Traded (U.S. or International)	Names of Parent, Subsidiaries Or Affiliates	Domiciliary Location	Relationship to Reporting Entity	Directly Controlled by (Name of Entity/Person)	Type of Control (Ownership, Board, Management, Attorney-in-Fact, Influence, Other)	If Control is Ownership Provide Percentage	Ultimate Controlling Entity(ies)/Person(s)	Is an SCA Filing Required? (Yes/No)	*
		00000	84-3476733				Physician United PLLC	AZ	NIA	Greater Phoenix Collaborative Care, P.C.	Ownership	100.000	UnitedHealth Group Incorporated	NO	1
		00000	47-4035828				Physicians Accountable Care of Kentucky LLC	KY	NIA	Imperium Health Management, LLC	Ownership	100.000	UnitedHealth Group Incorporated	NO	
		00000	47-4024935				Physicians Accountable Care, LLC	KY	NIA	Imperium Health Management, LLC	Ownership	100.000	UnitedHealth Group Incorporated	NO	
		00000	59-3438026				Physicians Day Surgery Center, LLC	FL	NIA	SCA-Naples, LLC	Ownership	51.000	UnitedHealth Group Incorporated	NO	
		00000	26-2239018				Physicians Endoscopy Intermediate Holdco, Inc.	DE	NIA	Endo Parent, Inc.	Ownership	100.000	UnitedHealth Group Incorporated	NO	
		00000	91-1882702				Physicians Endoscopy, L.L.C.	DE	NIA	Physicians Endoscopy Intermediate Holdco, Inc.	Ownership	100.000	UnitedHealth Group Incorporated	NO	
		00000	87-3997680				Physicians Group of Texas, LLC	TX	NIA	KS Management Services, L.L.C.	Ownership	100.000	UnitedHealth Group Incorporated	NO	
0707	UnitedHealth Group Incorporated	11494	04-3677255				Physicians Health Choice of Texas, LLC	TX	IA	United HealthCare Services, Inc.	Ownership	100.000	UnitedHealth Group Incorporated	NO	
		00000	52-1162824				Physicians Health Plan of Maryland, Inc.	MD	NIA	United HealthCare Services, Inc.	Ownership	100.000	UnitedHealth Group Incorporated	NO	
		00000	94-2722082				Physicians Medical Group of San Jose, Inc.	CA	NIA	Shark Holdings, P.C.	Ownership	100.000	UnitedHealth Group Incorporated	NO	1
		00000	86-2631012				Physicians Medical Holdings	CA	NIA	Shark Holdings, P.C.	Ownership	100.000	UnitedHealth Group Incorporated	NO	1
		00000	20-5071967				Physicians' Medical Center, LLC	IN	NIA	SCA AHN JV Holdings II, LLC	Ownership	53.392	UnitedHealth Group Incorporated	NO	
		00000	20-5170962				Physicians' Surgery Center of Downey, LLC	CA	NIA	SCA-Downey, LLC	Ownership	1.290	UnitedHealth Group Incorporated	NO	
		00000	20-5170962				Physicians' Surgery Center of Downey, LLC	CA	NIA	SCA-AppleCare Partners, LLC	Ownership	59.998	UnitedHealth Group Incorporated	NO	
		00000	64-0938601				Picayune HomeCare, LLC	MS	NIA	Mississippi Health Care Group, LLC	Ownership	100.000	UnitedHealth Group Incorporated	NO	
		00000	87-3931756				Pilot Holdings, P.C.	CA	NIA	Physician(s) Owned	Influence	0.000	UnitedHealth Group Incorporated	NO	1
		00000					Pinnacle Health Partnership LLP	GBR	NIA	EMIS Group Limited	Ownership	100.000	UnitedHealth Group Incorporated	NO	
		00000	84-1498816				Pinnacle III, LLC	CO	NIA	SCA Pinnacle Holdings, LLC	Ownership	100.000	UnitedHealth Group Incorporated	NO	
		00000	33-0795271				Pinnacle Medical Group, Inc.	CA	NIA	Pilot Holdings, P.C.	Ownership	100.000	UnitedHealth Group Incorporated	NO	1
		00000					Pinnacle Systems Management Limited	GBR	NIA	EMIS Group Limited	Ownership	100.000	UnitedHealth Group Incorporated	NO	
		00000	98-1388873				Plano de Saude Ana Costa Ltda.	BRA	NIA	Santos Administração e Participações S.A. Amil Assistência Médica Internacional S.A.	Ownership	25.140	UnitedHealth Group Incorporated	NO	
		00000	98-1388873				Plano de Saude Ana Costa Ltda.	BRA	NIA		Ownership	74.860	UnitedHealth Group Incorporated	NO	
		00000	46-0910182				Platejoy, LLC	DE	NIA	Healthline Media, LLC	Ownership	100.000	UnitedHealth Group Incorporated	NO	
		00000	66-0742844				Plus One Health Management Puerto Rico, Inc.	PRI	NIA	Plus One Holdings, Inc.	Ownership	100.000	UnitedHealth Group Incorporated	NO	
		00000	13-3613705				Plus One Holdings, Inc.	DE	NIA	OptumHealth Care Solutions, LLC	Ownership	100.000	UnitedHealth Group Incorporated	NO	
		00000	93-4588165				PNC-SCA Holdings, LLC	DE	NIA	Physicians Endoscopy, L.L.C.	Ownership	51.000	UnitedHealth Group Incorporated	NO	
		00000	80-0670247				PMI Acquisition, LLC	DE	NIA	Progressive Enterprises Holdings, Inc.	Ownership	100.000	UnitedHealth Group Incorporated	NO	
		00000	59-3166848				PMSI Settlement Solutions, LLC	FL	NIA	Tmesys, LLC	Ownership	100.000	UnitedHealth Group Incorporated	NO	
		00000	56-2422696				PMSI, LLC	FL	NIA	Tmesys, LLC	Ownership	100.000	UnitedHealth Group Incorporated	NO	
		00000	98-1083164				Polar II Fundo de Investimento em Participações Multiestratégia	BRA	NIA	UnitedHealthcare International IV S.á r.l.	Ownership	100.000	UnitedHealth Group Incorporated	NO	
		00000	47-5563948				Polo Holdco, LLC	DE	NIA	Collaborative Care Holdings, LLC	Ownership	100.000	UnitedHealth Group Incorporated	NO	
		00000	83-3042027				Polyclinic Holdings, P.C.	WA	NIA	Physician(s) Owned	Influence	0.000	UnitedHealth Group Incorporated	NO	1
		00000	46-0508606				POLYCLINIC MANAGEMENT SERVICES COMPANY, LLC	WA	NIA	The Polyclinic, PLLC	Ownership	100.000	UnitedHealth Group Incorporated	NO	1
		00000	46-5415205				POMCO Network, Inc.	NY	NIA	POMCO, Inc.	Ownership	100.000	UnitedHealth Group Incorporated	NO	
		00000	15-0581348				POMCO, Inc.	NY	NIA	UMR, Inc.	Ownership	100.000	UnitedHealth Group Incorporated	NO	
		00000	33-0261822				Pomerado Outpatient Surgical Center, Inc.	CA	NIA	ASC Network, LLC	Ownership	100.000	UnitedHealth Group Incorporated	NO	
		00000	33-0752699				Pomerado Outpatient Surgical Center, L.P.	CA	NIA	Pomerado Outpatient Surgical Center, Inc.	Ownership	64.750	UnitedHealth Group Incorporated	NO	
		00000	20-4345976				Ponca City Home Care Services, LLC	OK	NIA	AF-CH-HH, LLC	Ownership	100.000	UnitedHealth Group Incorporated	NO	
		00000	30-0844501				Post-Acute Care Center for Research, LLC	DE	NIA	naviHealth, Inc.	Ownership	100.000	UnitedHealth Group Incorporated	NO	
		00000	26-3385581				Pottstown Home Care Services, LLC	DE	NIA	AFAM Holding Co, LLC	Ownership	100.000	UnitedHealth Group Incorporated	NO	
		00000	27-1454121				PPH Holdings, LLC	DE	NIA	Practice Partners in Healthcare, LLC	Ownership	100.000	UnitedHealth Group Incorporated	NO	
		00000	24-1453981				PPH Management Company, L.L.C.	DE	NIA	Practice Partners in Healthcare, LLC	Ownership	100.000	UnitedHealth Group Incorporated	NO	
		00000	26-4490039				PPH-Columbia, Inc.	DE	NIA	Practice Partners in Healthcare, LLC	Ownership	100.000	UnitedHealth Group Incorporated	NO	
		00000	76-0770414				Practice Partners in Healthcare, LLC	DE	NIA	SCA-Practice Partners Holdings, LLC	Ownership	100.000	UnitedHealth Group Incorporated	NO	

4146

ANNUAL STATEMENT FOR THE YEAR 2023 OF THE Oxford Health Plans (NJ), Inc.

**SCHEDULE Y**  
**PART 1A - DETAIL OF INSURANCE HOLDING COMPANY SYSTEM**

1	2	3	4	5	6	7	8	9	10	11	12	13	14	15	16
Group Code	Group Name	NAIC Company Code	ID Number	Federal RSSD	CIK	Name of Securities Exchange if Publicly Traded (U.S. or International)	Names of Parent, Subsidiaries Or Affiliates	Domi-ciliary Location	Relation-ship to Reporting Entity	Directly Controlled by (Name of Entity/Person)	Type of Control (Ownership, Board, Management, Attorney-in-Fact, Influence, Other)	If Control is Ownership Provide Percentage	Ultimate Controlling Entity(ies)/Person(s)	Is an SCA Filing Re-quired? (Yes/No)	*
.0707	UnitedHealth Group Incorporated	12756	20-3391186				Preferred Care Network of Florida, Inc.	FL	IA	United HealthCare Services, Inc.	Ownership	100.000	UnitedHealth Group Incorporated	NO	
.0707	UnitedHealth Group Incorporated	12155	01-0788576				Preferred Care Network, Inc.	FL	IA	United HealthCare Services, Inc.	Ownership	100.000	UnitedHealth Group Incorporated	NO	
		00000	65-0683927				Preferred Care Partners Holding, Corp.	FL	NIA	United HealthCare Services, Inc.	Ownership	100.000	UnitedHealth Group Incorporated	NO	
.0707	UnitedHealth Group Incorporated	11176	65-0885893				Preferred Care Partners, Inc.	FL	IA	Preferred Care Partners Holding, Corp.	Ownership	100.000	UnitedHealth Group Incorporated	NO	
		00000	41-1846481				PreferredOne Administrative Services, Inc.	MN	NIA	United HealthCare Services, Inc.	Ownership	100.000	UnitedHealth Group Incorporated	NO	
							PreferredOne Insurance Company	MN	IA	PreferredOne Administrative Services, Inc.	Ownership	100.000	UnitedHealth Group Incorporated	NO	
.0707	UnitedHealth Group Incorporated	11817	81-0625135				Premier Choice ACO, Inc.	CA	NIA	PrimeCare Medical Network, Inc.	Ownership	100.000	UnitedHealth Group Incorporated	NO	
		00000	75-3265059				Premier Surgery Center of Louisville, L.P.	TN	NIA	SCA Premier Surgery Center of Louisville, LLC	Ownership	51.000	UnitedHealth Group Incorporated	NO	
		00000	27-1446056				Preston Memorial HomeCare, LLC	WV	NIA	West Virginia Health Care Group, LLC	Ownership	100.000	UnitedHealth Group Incorporated	NO	
		00000	88-2935371				Prevention Healthcare Holdings, LLC	DE	NIA	RVO Health, LLC	Ownership	100.000	UnitedHealth Group Incorporated	NO	
		00000	33-0527335				Primary Care Associated Medical Group, Inc.	CA	NIA	NAMM Medical Group Holdings, Inc.	Ownership	100.000	UnitedHealth Group Incorporated	NO	1
		00000	82-1032626				Primary Care at Home of Louisiana II, LLC	LA	NIA	LHC Group, Inc.	Ownership	100.000	UnitedHealth Group Incorporated	NO	
		00000	82-2405320				Primary Care at Home of Louisiana III, LLC	LA	NIA	LHC Group, Inc.	Ownership	100.000	UnitedHealth Group Incorporated	NO	
		00000	82-3253877				Primary Care at Home of Louisiana IV, LLC	LA	NIA	LHC Group, Inc.	Ownership	100.000	UnitedHealth Group Incorporated	NO	
		00000	81-3720899				Primary Care at Home of Louisiana, LLC	LA	NIA	LHC Group, Inc.	Ownership	100.000	UnitedHealth Group Incorporated	NO	
		00000	81-2855404				Primary Care at Home of Maryland, LLC	MD	NIA	LHC Group, Inc.	Ownership	100.000	UnitedHealth Group Incorporated	NO	
		00000	81-2883076				Primary Care at Home of Tennessee, LLC	TN	NIA	LHC Group, Inc.	Ownership	100.000	UnitedHealth Group Incorporated	NO	
		00000	82-2421087				Primary Care at Home of West Virginia, LLC	WV	NIA	LHC Group, Inc.	Ownership	100.000	UnitedHealth Group Incorporated	NO	
		00000	88-0253112				Prime Health, Inc.	NV	NIA	Sierra Health Services, Inc.	Ownership	100.000	UnitedHealth Group Incorporated	NO	
		00000	33-0607478				PrimeCare Medical Network, Inc.	CA	NIA	NAMM Holdings, Inc.	Ownership	100.000	UnitedHealth Group Incorporated	NO	
		00000	87-0757397				PrimeCare of Citrus Valley, Inc.	CA	NIA	PrimeCare Medical Network, Inc.	Ownership	80.000	UnitedHealth Group Incorporated	NO	
		00000	33-0674407				PrimeCare of Corona, Inc.	CA	NIA	PrimeCare Medical Network, Inc.	Ownership	100.000	UnitedHealth Group Incorporated	NO	
		00000	33-0674401				PrimeCare of Hemet Valley, Inc.	CA	NIA	PrimeCare Medical Network, Inc.	Ownership	100.000	UnitedHealth Group Incorporated	NO	
		00000	33-0674408				PrimeCare of Inland Valley, Inc.	CA	NIA	PrimeCare Medical Network, Inc.	Ownership	100.000	UnitedHealth Group Incorporated	NO	
		00000	33-0674402				PrimeCare of Moreno Valley, Inc.	CA	NIA	PrimeCare Medical Network, Inc.	Ownership	100.000	UnitedHealth Group Incorporated	NO	
		00000	33-0674400				PrimeCare of Redlands, Inc.	CA	NIA	PrimeCare Medical Network, Inc.	Ownership	100.000	UnitedHealth Group Incorporated	NO	
		00000	33-0674404				PrimeCare of Riverside, Inc.	CA	NIA	PrimeCare Medical Network, Inc.	Ownership	100.000	UnitedHealth Group Incorporated	NO	
		00000	14-1915328				PrimeCare of San Bernardino, Inc.	CA	NIA	PrimeCare Medical Network, Inc.	Ownership	100.000	UnitedHealth Group Incorporated	NO	
		00000	33-0698439				PrimeCare of Sun City, Inc.	CA	NIA	PrimeCare Medical Network, Inc.	Ownership	100.000	UnitedHealth Group Incorporated	NO	
		00000	33-0674409				PrimeCare of Temecula, Inc.	CA	NIA	PrimeCare Medical Network, Inc.	Ownership	100.000	UnitedHealth Group Incorporated	NO	
		00000	83-0474005				Princeton Community HomeCare, LLC	WV	NIA	West Virginia Health Care Group, LLC	Ownership	67.000	UnitedHealth Group Incorporated	NO	
		00000	20-5081107				Princeton Home Health, LLC	AL	NIA	National Health Industries, Inc.	Ownership	100.000	UnitedHealth Group Incorporated	NO	
		00000	06-1482496				Priority Care, Inc.	CT	NIA	Patient Care, Inc.	Ownership	100.000	UnitedHealth Group Incorporated	NO	
		00000	93-1484998				Pro Surgery Center, LLC	DE	NIA	SCA-Pro Holdings, LLC	Ownership	100.000	UnitedHealth Group Incorporated	NO	
		00000	14-1873402				Procura Management, Inc.	DE	NIA	Healthcare Solutions, Inc.	Ownership	100.000	UnitedHealth Group Incorporated	NO	
		00000	27-4371197				Progressive Enterprises Holdings, Inc.	DE	NIA	OptumRx, Inc.	Ownership	100.000	UnitedHealth Group Incorporated	NO	
		00000	31-1192384				Progressive Medical, LLC	OH	NIA	PMI Acquisition, LLC	Ownership	100.000	UnitedHealth Group Incorporated	NO	
		00000	11-3447394				ProHEALTH Ambulatory Surgery Center, Inc.	NY	NIA	Physician(s) Owned	Influence	0.000	UnitedHealth Group Incorporated	NO	1
		00000	47-5656253				ProHEALTH Care Associates of New Jersey LLP	NJ	NIA	Physician(s) Owned	Influence	0.000	UnitedHealth Group Incorporated	NO	1
		00000	11-3355604				ProHEALTH Care Associates, L.L.P.	NY	NIA	ProHEALTH Medical NY, P.C.	Ownership	51.000	UnitedHealth Group Incorporated	NO	1
		00000	47-1049961				ProHEALTH Medical Management, LLC	DE	NIA	Collaborative Care Holdings, LLC	Ownership	100.000	UnitedHealth Group Incorporated	NO	
		00000	47-1388406				ProHEALTH Medical NY, P.C.	NY	NIA	Physician(s) Owned	Influence	0.000	UnitedHealth Group Incorporated	NO	1
		00000	45-5470737				ProHealth Physicians ACO, LLC	CT	NIA	ProHealth Physicians, Inc.	Ownership	100.000	UnitedHealth Group Incorporated	NO	
		00000	06-1446075				ProHealth Physicians, Inc.	CT	NIA	Polo Holcso, LLC	Ownership	100.000	UnitedHealth Group Incorporated	NO	
		00000	06-1469068				ProHealth Physicians, P.C.	CT	NIA	Physician(s) Owned	Influence	0.000	UnitedHealth Group Incorporated	NO	1
		00000	32-0455430				ProHealth Proton Center Management, LLC	DE	NIA	ProHEALTH Medical Management, LLC	Ownership	100.000	UnitedHealth Group Incorporated	NO	



ANNUAL STATEMENT FOR THE YEAR 2023 OF THE Oxford Health Plans (NJ), Inc.

**SCHEDULE Y**  
**PART 1A - DETAIL OF INSURANCE HOLDING COMPANY SYSTEM**

1	2	3	4	5	6	7	8	9	10	11	12	13	14	15	16
Group Code	Group Name	NAIC Company Code	ID Number	Federal RSSD	CIK	Name of Securities Exchange if Publicly Traded (U.S. or International)	Names of Parent, Subsidiaries Or Affiliates	Domiciliary Location	Relationship to Reporting Entity	Directly Controlled by (Name of Entity/Person)	Type of Control (Ownership, Board, Management, Attorney-in-Fact, Influence, Other)	If Control is Ownership Provide Percentage	Ultimate Controlling Entity(ies)/Person(s)	Is an SCA Filing Required? (Yes/No)	*
		00000	47-5661535				ProHEALTH Urgent Care Medicine of New Jersey LLP	NJ	NIA	Physician(s) Owned	Influence	0.000	UnitedHealth Group Incorporated	NO	1
		00000					ProHealth/CareMount Dental Management, LLC	NY	NIA	CareMount Dental Member, LLC	Ownership	46.000	UnitedHealth Group Incorporated	NO	2
		00000					Promotora Country S.A.	COL	NIA	Banmedica S.A.	Ownership	50.000	UnitedHealth Group Incorporated	NO	
		00000	22-3493126				Pronounced Health Solutions, Inc.	DE	NIA	My Wellness Solutions, LLC	Ownership	100.000	UnitedHealth Group Incorporated	NO	
		00000	98-1444638				Prosemedic S.A.C.	PER	NIA	Pacifico S.A. Entidad Prestadora de Salud	Ownership	80.000	UnitedHealth Group Incorporated	NO	
		00000	87-3489454				Prospero Benefits Management, LLC	DE	NIA	Prospero Management Services, LLC	Ownership	100.000	UnitedHealth Group Incorporated	NO	
		00000	87-3494611				Prospero Care Management, LLC	DE	NIA	Prospero Management Services, LLC	Ownership	100.000	UnitedHealth Group Incorporated	NO	
		00000	85-0775386				Prospero Health Partners Florida, Inc.	FL	NIA	Physician(s) Owned	Influence	0.000	UnitedHealth Group Incorporated	NO	1
		00000	82-2400620				Prospero Health Partners New York, P.C.	NY	NIA	Physician(s) Owned	Influence	0.000	UnitedHealth Group Incorporated	NO	1
		00000					Prospero Health Partners North Carolina, P.C.	NC	NIA	Physician(s) Owned	Influence	0.000	UnitedHealth Group Incorporated	NO	1
		00000	84-4569314				Prospero Health Partners, P.C.	MIN	NIA	Physician(s) Owned	Influence	0.000	UnitedHealth Group Incorporated	NO	1
		00000	84-3234753				Prospero Management Services, LLC	DE	NIA	Optum Growth Partners, LLC	Ownership	100.000	UnitedHealth Group Incorporated	NO	
		00000	83-4217561				Prospero Medical Services New Jersey, P.C.	NJ	NIA	Physician(s) Owned	Influence	0.000	UnitedHealth Group Incorporated	NO	1
		00000	84-3844362				Protechnic Exeter Limited	GBR	NIA	Egton Medical Information Systems Limited	Ownership	100.000	UnitedHealth Group Incorporated	NO	
		00000	82-3765555				Providence & SCA Off-Campus Holdings, LLC	DE	NIA	SCA-Portland, LLC	Ownership	40.000	UnitedHealth Group Incorporated	NO	2
		00000	82-3270499				Providence & SCA On-Campus Holdings, LLC	DE	NIA	SCA-Portland, LLC	Ownership	20.000	UnitedHealth Group Incorporated	NO	2
		00000					Proxemis Limited	GBR	NIA	Egton Medical Information Systems Limited	Ownership	50.000	UnitedHealth Group Incorporated	NO	
		00000	85-0921665				Psychiatry Services of New York, P.C.	NY	NIA	Physician(s) Owned	Influence	0.000	UnitedHealth Group Incorporated	NO	1
		00000	27-3409538				Psychiatry Specialists, S.C.	IL	NIA	Physician(s) Owned	Influence	0.000	UnitedHealth Group Incorporated	NO	1
		00000	16-1484552				Psychological Healthcare, PLLC	NY	NIA	Physician(s) Owned	Influence	0.000	UnitedHealth Group Incorporated	NO	1
		00000	46-3901920				QoL Acquisition Holdings Corp.	DE	NIA	Genoa Healthcare, Inc.	Ownership	100.000	UnitedHealth Group Incorporated	NO	
		00000	27-4189294				Queens Endoscopy ASC, LLC	NY	NIA	PE Healthcare Associates, LLC	Ownership	55.000	UnitedHealth Group Incorporated	NO	
		00000	62-1804707				R Cubed, Inc.	TN	NIA	naviHealth SM Holdings, Inc.	Ownership	100.000	UnitedHealth Group Incorporated	NO	
		00000	35-2493256				Rally Health, Inc.	DE	NIA	Optum Digital Health Holdings, LLC	Ownership	100.000	UnitedHealth Group Incorporated	NO	
		00000	84-3345858				Rapidus Billing Services, LLC	NY	NIA	Crystal Run Transformation Services, LLC	Ownership	100.000	UnitedHealth Group Incorporated	NO	
		00000	80-0947972				Real Appeal, LLC	DE	NIA	RVO Health, LLC	Ownership	100.000	UnitedHealth Group Incorporated	NO	
		00000	26-3385035				Red Bud Home Care Services, LLC	DE	NIA	Illinois Home Care Holdings, LLC	Ownership	1.000	UnitedHealth Group Incorporated	NO	
		00000	26-3385035				Red Bud Home Care Services, LLC	DE	NIA	AFAM Holding Co, LLC	Ownership	99.000	UnitedHealth Group Incorporated	NO	
		00000	20-0785644				Red Oak Counseling, Ltd.	WI	NIA	Physician(s) Owned	Influence	0.000	UnitedHealth Group Incorporated	NO	1
		00000	81-0627339				Red River HomeCare, L.L.C.	TX	NIA	Texas Health Care Group, L.L.C.	Ownership	100.000	UnitedHealth Group Incorporated	NO	
		00000	94-3115625				Redlands Ambulatory Surgery Center	CA	NIA	Redlands-SCA Surgery Centers, Inc.	Ownership	54.000	UnitedHealth Group Incorporated	NO	
		00000					Redlands Family Practice Medical Group, Inc.	CA	NIA	Physician(s) Owned	Influence	0.000	UnitedHealth Group Incorporated	NO	1
		00000	56-2627067				Redlands-SCA Surgery Centers, Inc.	CA	NIA	SC Affiliates, LLC	Ownership	100.000	UnitedHealth Group Incorporated	NO	
		00000	94-3115627				Refresh Canopy Cove, Inc.	FL	NIA	Physician(s) Owned	Influence	0.000	UnitedHealth Group Incorporated	NO	1
		00000	82-3603285				Refresh Connecticut, PLLC	CT	NIA	Physician(s) Owned	Influence	0.000	UnitedHealth Group Incorporated	NO	1
		00000	84-2663780				Refresh Evolve, LLC	WI	NIA	Physician(s) Owned	Influence	0.000	UnitedHealth Group Incorporated	NO	1
		00000	83-4507157				Refresh In-Home Counseling LLC	IL	NIA	Physician(s) Owned	Influence	0.000	UnitedHealth Group Incorporated	NO	1
		00000	82-5351068				Refresh Intermediate Holdings, Inc.	DE	NIA	Refresh Parent Holdings, Inc.	Ownership	100.000	UnitedHealth Group Incorporated	NO	
		00000	82-1945667				Refresh Kentucky, LLC	KY	NIA	Refresh Mental Health, Inc.	Ownership	100.000	UnitedHealth Group Incorporated	NO	
		00000	47-4241017				Refresh Management, LLC	DE	NIA	Refresh Mental Health, Inc.	Ownership	100.000	UnitedHealth Group Incorporated	NO	
		00000	82-1945238				Refresh Mental Health, Inc.	DE	NIA	Refresh Intermediate Holdings, Inc.	Ownership	100.000	UnitedHealth Group Incorporated	NO	
		00000	83-0697837				Refresh New Jersey Psych Health LLC	NJ	NIA	Refresh Mental Health, Inc.	Ownership	100.000	UnitedHealth Group Incorporated	NO	
		00000	82-1945585				Refresh Parent Holdings, Inc.	DE	NIA	Restore OMH Holdings, Inc.	Ownership	100.000	UnitedHealth Group Incorporated	NO	
		00000	84-1756547				Refresh Pennsylvania, LLC	PA	NIA	Physician(s) Owned	Influence	0.000	UnitedHealth Group Incorporated	NO	1
		00000	20-5251393				Reliant Medical Group The Endoscopy Center, LLC	MA	NIA	Reliant Medical Group, Inc.	Ownership	100.000	UnitedHealth Group Incorporated	NO	1

4148

ANNUAL STATEMENT FOR THE YEAR 2023 OF THE Oxford Health Plans (NJ), Inc.

**SCHEDULE Y**  
**PART 1A - DETAIL OF INSURANCE HOLDING COMPANY SYSTEM**

1	2	3	4	5	6	7	8	9	10	11	12	13	14	15	16
Group Code	Group Name	NAIC Company Code	ID Number	Federal RSSD	CIK	Name of Securities Exchange if Publicly Traded (U.S. or International)	Names of Parent, Subsidiaries Or Affiliates	Domiciliary Location	Relationship to Reporting Entity	Directly Controlled by (Name of Entity/Person)	Type of Control (Ownership, Board, Management, Attorney-in-Fact, Influence, Other)	If Control is Ownership Provide Percentage	Ultimate Controlling Entity(ies)/Person(s)	Is an SCA Filing Required? (Yes/No)	*
		00000	04-2472266				Reliant Medical Group, Inc.	..MA.....	..NIA.....	Physician(s) Owned	Influence.....	0.000	UnitedHealth Group Incorporated	..NO.....	1
		00000	82-3745100				Reliant MSO, LLC	..DE.....	..NIA.....	Collaborative Care Holdings, LLC	Ownership.....	100.000	UnitedHealth Group Incorporated	..NO.....	
		00000	46-0558032				Research Surgical Center LLC	..CO.....	..NIA.....	PPH Holdings, LLC	Ownership.....	51.000	UnitedHealth Group Incorporated	..NO.....	
		00000	86-2957267				Restore OMH Holdings, Inc.	..DE.....	..NIA.....	Restore OMH Intermediate Holdings, Inc.	Ownership.....	100.000	UnitedHealth Group Incorporated	..NO.....	
		00000	86-2955057				Restore OMH Intermediate Holdings, Inc.	..DE.....	..NIA.....	OptumHealth Holdings, LLC	Ownership.....	100.000	UnitedHealth Group Incorporated	..NO.....	
		00000	35-2508990				Rhode Island Health Care Group, LLC	..RI.....	..NIA.....	LHC Group, Inc.	Ownership.....	100.000	UnitedHealth Group Incorporated	..NO.....	
		00000	33-0999953				RICBT, Inc.	..RI.....	..NIA.....	Physician(s) Owned	Influence.....	0.000	UnitedHealth Group Incorporated	..NO.....	1
		00000	57-1204158				Richardson Medical Center HomeCare, L.L.C.	..LA.....	..NIA.....	Louisiana Health Care Group, L.L.C.	Ownership.....	67.000	UnitedHealth Group Incorporated	..NO.....	
		00000	46-0758315				River Valley ASC, LLC	..CT.....	..NIA.....	SCA-River Valley, LLC	Ownership.....	66.227	UnitedHealth Group Incorporated	..NO.....	2
		00000	26-0802303				River West Home Care, LLC	..DE.....	..NIA.....	Louisiana HomeCare of Plaquemine, LLC	Ownership.....	100.000	UnitedHealth Group Incorporated	..NO.....	
		00000	46-0504059				Rivercrest Home Health Care, Inc.	..TX.....	..NIA.....	Texas Health Care Group, L.L.C.	Ownership.....	100.000	UnitedHealth Group Incorporated	..NO.....	
		00000	33-0055097				Riverside Community Healthplan Medical Group, Inc.	..CA.....	..NIA.....	NAMM Medical Group Holdings, Inc.	Ownership.....	100.000	UnitedHealth Group Incorporated	..NO.....	1
		00000	26-2780183				Riverside Corporate Wellness, LLC	..WI.....	..NIA.....	United HealthCare Services, Inc.	Ownership.....	50.000	UnitedHealth Group Incorporated	..NO.....	
		00000	20-3420379				Riverside Electronic Healthcare Resources, Inc.	..CA.....	..NIA.....	Riverside Community Healthplan Medical Group, Inc.	Ownership.....	100.000	UnitedHealth Group Incorporated	..NO.....	1
		00000	32-0500242				Riverside Medical Management, LLC	..DE.....	..NIA.....	ProHEALTH Medical Management, LLC	Ownership.....	100.000	UnitedHealth Group Incorporated	..NO.....	
		00000	83-2735771				Riverside Surgical Center of Meadowlands, LLC	..NJ.....	..NIA.....	SCA-Riverside Partners, LLC	Ownership.....	83.500	UnitedHealth Group Incorporated	..NO.....	
		00000	83-2722082				Riverside Surgical Center of Newark, LLC	..NJ.....	..NIA.....	SCA-Riverside Partners, LLC	Ownership.....	99.000	UnitedHealth Group Incorporated	..NO.....	
		00000	83-2722082				Riverside Surgical Center of Newark, LLC	..NJ.....	..NIA.....	Endoscopy Center Affiliates, Inc.	Ownership.....	1.000	UnitedHealth Group Incorporated	..NO.....	
		00000	41-2219637				Roane HomeCare, LLC	..WV.....	..NIA.....	West Virginia Health Care Group, LLC	Ownership.....	100.000	UnitedHealth Group Incorporated	..NO.....	
		00000	04-3713185				Rockville Eye Surgery Center, LLC	..MD.....	..NIA.....	SCA Palisades Holdings, LLC	Ownership.....	53.715	UnitedHealth Group Incorporated	..NO.....	
0707	UnitedHealth Group Incorporated	95482	84-0614905				Rocky Mountain Health Maintenance Organization, Incorporated	..CO.....	..IA.....	United HealthCare Services, Inc.	Ownership.....	100.000	UnitedHealth Group Incorporated	..NO.....	
		00000	37-1832312				Rush Oak Brook Surgery Center, LLC	..IL.....	..NIA.....	SCA Rush Oak Brook Holdings, LLC	Ownership.....	10.000	UnitedHealth Group Incorporated	..NO.....	2
		00000	88-1570490				RVO Health, LLC	..DE.....	..NIA.....	Solaris JV Holdings, Inc.	Ownership.....	17.173	UnitedHealth Group Incorporated	..NO.....	
		00000	88-1570490				RVO Health, LLC	..DE.....	..NIA.....	United HealthCare Services, Inc.	Ownership.....	32.836	UnitedHealth Group Incorporated	..NO.....	
		00000					RX Ricardo Campos Ltda.	..BRA.....	..NIA.....	S.A.	Ownership.....	100.000	UnitedHealth Group Incorporated	..NO.....	
		00000					RX Systems Limited	..GBR.....	..NIA.....	EMIS Group Limited	Ownership.....	100.000	UnitedHealth Group Incorporated	..NO.....	
		00000	31-1487353				S&B Health Care, LLC	..OH.....	..NIA.....	Black Stone Operations, LLC	Ownership.....	100.000	UnitedHealth Group Incorporated	..NO.....	
		00000	77-0398259				Saad A. Shakir, M.D., Inc.	..CA.....	..NIA.....	Physician(s) Owned	Influence.....	0.000	UnitedHealth Group Incorporated	..NO.....	1
		00000	83-0521940				Sacred Heart ASC, LLC	..FL.....	..NIA.....	SVHS-SCA Florida JV, LLC	Ownership.....	61.125	UnitedHealth Group Incorporated	..NO.....	2
		00000	33-0571462				Saddleback Medical Group, Inc.	..CA.....	..NIA.....	MH Physician Three Holdco, a Medical Corporation	Ownership.....	100.000	UnitedHealth Group Incorporated	..NO.....	1
		00000					Saden S.A.	..CHL.....	..NIA.....	Clínica Dávila y Servicios Médicos S.p.A.	Ownership.....	0.077	UnitedHealth Group Incorporated	..NO.....	
		00000					Saden S.A.	..CHL.....	..NIA.....	Banmédica S.A.	Ownership.....	99.923	UnitedHealth Group Incorporated	..NO.....	
		00000	27-1976968				Salem Home Care, LLC	..OR.....	..NIA.....	Oregon Health Care Group, LLC	Ownership.....	100.000	UnitedHealth Group Incorporated	..NO.....	
		00000	85-2734753				Salem JV Holdings, LLC	..DE.....	..NIA.....	Surgicare of Salem, LLC	Ownership.....	51.000	UnitedHealth Group Incorporated	..NO.....	
		00000	74-2462470				Salem Surgery Center, LLC	..OR.....	..NIA.....	Salem JV Holdings, LLC	Ownership.....	51.000	UnitedHealth Group Incorporated	..NO.....	
		00000	45-2219585				Salveo Specialty Pharmacy, Inc.	..DE.....	..NIA.....	OptumRx Administrative Services, LLC	Ownership.....	100.000	UnitedHealth Group Incorporated	..NO.....	
		00000	95-3088615				San Bernardino Medical Group, Inc.	..CA.....	..NIA.....	NAMM Medical Group Holdings, Inc.	Ownership.....	100.000	UnitedHealth Group Incorporated	..NO.....	1
		00000	77-0322251				San Diego Endoscopy Center	..CA.....	..NIA.....	Endoscopy Center Affiliates, Inc.	Ownership.....	35.000	UnitedHealth Group Incorporated	..NO.....	2
		00000	27-3787593				Sand Lake SurgiCenter, LLC	..FL.....	..NIA.....	SCA-Sand Lake, LLC	Ownership.....	51.455	UnitedHealth Group Incorporated	..NO.....	
		00000	27-3787593				Sand Lake SurgiCenter, LLC	..FL.....	..NIA.....	SC Affiliates, LLC	Ownership.....	5.363	UnitedHealth Group Incorporated	..NO.....	
		00000					Santa Helena Assistência Médica S.A.	..BRA.....	..NIA.....	Elual Participações S.A.	Ownership.....	11.145	UnitedHealth Group Incorporated	..NO.....	
		00000					Santa Helena Assistência Médica S.A.	..BRA.....	..NIA.....	Amil Assistência Médica Internacional S.A.	Ownership.....	88.855	UnitedHealth Group Incorporated	..NO.....	

4149

ANNUAL STATEMENT FOR THE YEAR 2023 OF THE Oxford Health Plans (NJ), Inc.

**SCHEDULE Y**  
**PART 1A - DETAIL OF INSURANCE HOLDING COMPANY SYSTEM**

1	2	3	4	5	6	7	8	9	10	11	12	13	14	15	16
Group Code	Group Name	NAIC Company Code	ID Number	Federal RSSD	CIK	Name of Securities Exchange if Publicly Traded (U.S. or International)	Names of Parent, Subsidiaries Or Affiliates	Domiciliary Location	Relationship to Reporting Entity	Directly Controlled by (Name of Entity/Person)	Type of Control (Ownership, Board, Management, Attorney-in-Fact, Influence, Other)	If Control is Ownership Provide Percentage	Ultimate Controlling Entity(ies)/Person(s)	Is an SCA Filing Required? (Yes/No)	*
		00000					Santos Administração e Participações S.A.	.BRA	NIA	Amil Assistência Médica Internacional S.A.	Ownership	100.000	UnitedHealth Group Incorporated	NO	
		00000	84-1754732				Sanvello Behavioral Health Services, P.A.	.DE	NIA	Physician(s) Owned	Influence	0.000	UnitedHealth Group Incorporated	NO	1
		00000	83-3057919				Sanvello Health Holdings, LLC	.DE	NIA	Refresh Mental Health, Inc.	Ownership	100.000	UnitedHealth Group Incorporated	NO	
		00000	47-1920345				Sanvello Health Inc.	.DE	NIA	Sanvello Health Holdings, LLC	Ownership	100.000	UnitedHealth Group Incorporated	NO	
		00000					Saris Counseling, LLC	.WI	NIA	Refresh Evolve, LLC	Ownership	100.000	UnitedHealth Group Incorporated	NO	1
		00000	46-5454822				SBE Holdings, LLC	.FL	NIA	Physicians Endoscopy, L.L.C.	Ownership	20.000	UnitedHealth Group Incorporated	NO	2
		00000	62-1149229				SC Affiliates, LLC	.DE	NIA	Surgical Care Affiliates, LLC	Ownership	100.000	UnitedHealth Group Incorporated	NO	
		00000	88-4253145				SCA AHN JV Holdings II, LLC	.DE	NIA	SC Affiliates, LLC	Ownership	51.000	UnitedHealth Group Incorporated	NO	
		00000	88-4253145				SCA AHN JV Holdings II, LLC	.DE	NIA	American Health Network of Indiana, LLC	Ownership	49.000	UnitedHealth Group Incorporated	NO	
		00000	86-1452226				SCA AHN JV Holdings, LLC	.DE	NIA	SCA ESSC Holdings, LLC	Ownership	51.000	UnitedHealth Group Incorporated	NO	
		00000	86-1452226				SCA AHN JV Holdings, LLC	.DE	NIA	American Health Network of Indiana, LLC	Ownership	49.000	UnitedHealth Group Incorporated	NO	
		00000	92-0080881				SCA Alaska Surgery Center, Inc.	.AK	NIA	SC Affiliates, LLC	Ownership	100.000	UnitedHealth Group Incorporated	NO	
		00000	47-5014406				SCA Austin Holdings, LLC	.DE	NIA	SC Affiliates, LLC	Ownership	100.000	UnitedHealth Group Incorporated	NO	
		00000	87-2651443				SCA Aventura Holdings, LLC	.DE	NIA	SC Affiliates, LLC	Ownership	96.078	UnitedHealth Group Incorporated	NO	
		00000	92-1266122				SCA Avon Holdings, LLC	.DE	NIA	SC Affiliates, LLC	Ownership	100.000	UnitedHealth Group Incorporated	NO	
		00000	85-2723465				SCA Bloomfield Holdings, LLC	.DE	NIA	SC Affiliates, LLC	Ownership	100.000	UnitedHealth Group Incorporated	NO	
		00000	45-4230864				SCA BOSC Holdings, LLC	.DE	NIA	SunSurgery, LLC	Ownership	25.000	UnitedHealth Group Incorporated	NO	
		00000	45-4230864				SCA BOSC Holdings, LLC	.DE	NIA	SC Affiliates, LLC	Ownership	25.000	UnitedHealth Group Incorporated	NO	
		00000	45-4230864				SCA BOSC Holdings, LLC	.DE	NIA	Surgery Center Holding, LLC	Ownership	25.000	UnitedHealth Group Incorporated	NO	
		00000	45-4230864				SCA BOSC Holdings, LLC	.DE	NIA	National Surgery Centers, LLC	Ownership	25.000	UnitedHealth Group Incorporated	NO	
		00000	47-5030792				SCA Cedar Park Holdings, LLC	.DE	NIA	SCA Austin Holdings, LLC	Ownership	100.000	UnitedHealth Group Incorporated	NO	
		00000	84-4338108				SCA Clifton, LLC	.DE	NIA	SC Affiliates, LLC	Ownership	100.000	UnitedHealth Group Incorporated	NO	
		00000	87-2738960				SCA Colorado Springs Holdings, LLC	.DE	NIA	SC Affiliates, LLC	Ownership	100.000	UnitedHealth Group Incorporated	NO	
		00000	85-4043847				SCA Cottonwood Holdings, LLC	.DE	NIA	SC Affiliates, LLC	Ownership	100.000	UnitedHealth Group Incorporated	NO	
		00000	04-3170801				SCA Danbury Surgical Center, LLC	.DE	NIA	SunSurgery, LLC	Ownership	52.068	UnitedHealth Group Incorporated	NO	
		00000	85-2019401				SCA Denver Holdings, LLC	.DE	NIA	SC Affiliates, LLC	Ownership	100.000	UnitedHealth Group Incorporated	NO	
		00000	62-1535981				SCA Development, LLC	.DE	NIA	SC Affiliates, LLC	Ownership	100.000	UnitedHealth Group Incorporated	NO	
		00000	85-3450755				SCA Duluth Holdings, LLC	.DE	NIA	SC Affiliates, LLC	Ownership	100.000	UnitedHealth Group Incorporated	NO	
		00000	86-1889923				SCA Duncanville Holdings, LLC	.DE	NIA	SC Affiliates, LLC	Ownership	100.000	UnitedHealth Group Incorporated	NO	
		00000	86-1855507				SCA Duncanville MSO, LLC	.TX	NIA	SCA Duncanville Holdings, LLC	Ownership	51.000	UnitedHealth Group Incorporated	NO	
		00000	88-3055298				SCA East Bay Holdings, LLC	.DE	NIA	SC Affiliates, LLC	Ownership	100.000	UnitedHealth Group Incorporated	NO	
		00000					SCA eCode Solutions Private Limited	.IND	NIA	eCode Solutions, LLC	Ownership	99.997	UnitedHealth Group Incorporated	NO	
		00000	92-1363019				SCA Englewood Health Holdings, LLC	.DE	NIA	SC Affiliates, LLC	Ownership	100.000	UnitedHealth Group Incorporated	NO	
		00000	86-3781364				SCA Englewood Holdings, LLC	.DE	NIA	SC Affiliates, LLC	Ownership	100.000	UnitedHealth Group Incorporated	NO	
		00000	86-1452517				SCA ESSC Holdings, LLC	.DE	NIA	SC Affiliates, LLC	Ownership	100.000	UnitedHealth Group Incorporated	NO	
		00000	85-2064446				SCA Global One Holdings, LLC	.DE	NIA	SC Affiliates, LLC	Ownership	100.000	UnitedHealth Group Incorporated	NO	
		00000	85-3472510				SCA Greenway Holdings, LLC	.DE	NIA	SC Affiliates, LLC	Ownership	49.000	UnitedHealth Group Incorporated	NO	2
		00000	85-4003008				SCA Grove Creek Holdings, LLC	.DE	NIA	SC Affiliates, LLC	Ownership	100.000	UnitedHealth Group Incorporated	NO	
		00000	88-3842578				SCA Guilford Holdings II, LLC	.DE	NIA	SCA Guilford Holdings, LLC	Ownership	100.000	UnitedHealth Group Incorporated	NO	
		00000	85-2734387				SCA Guilford Holdings, LLC	.DE	NIA	SC Affiliates, LLC	Ownership	100.000	UnitedHealth Group Incorporated	NO	
		00000	47-5064834				SCA Hays Holdings, LLC	.DE	NIA	SCA Austin Holdings, LLC	Ownership	100.000	UnitedHealth Group Incorporated	NO	
		00000	88-2843226				SCA Health Anesthesia, LLC	.DE	NIA	SC Affiliates, LLC	Ownership	100.000	UnitedHealth Group Incorporated	NO	
		00000	87-2408829				SCA Health Value Enterprise, LLC	.DE	NIA	SC Affiliates, LLC	Ownership	100.000	UnitedHealth Group Incorporated	NO	
		00000	88-3477450				SCA Health, LLC	.DE	NIA	SC Affiliates, LLC	Ownership	100.000	UnitedHealth Group Incorporated	NO	
		00000	83-2735871				SCA Heartland Holdings, LLC	.DE	NIA	SC Affiliates, LLC	Ownership	100.000	UnitedHealth Group Incorporated	NO	
		00000	86-1735298				SCA High Point Holdings, LLC	.DE	NIA	SC Affiliates, LLC	Ownership	100.000	UnitedHealth Group Incorporated	NO	
		00000	36-4869243				SCA HoldCo, Inc.	.DE	NIA	Collaborative Care Holdings, LLC	Ownership	100.000	UnitedHealth Group Incorporated	NO	
		00000	27-1664837				SCA Holding Company, Inc.	.DE	NIA	SCA Surgery Holdings, LLC	Ownership	100.000	UnitedHealth Group Incorporated	NO	

ANNUAL STATEMENT FOR THE YEAR 2023 OF THE Oxford Health Plans (NJ), Inc.

**SCHEDULE Y**  
**PART 1A - DETAIL OF INSURANCE HOLDING COMPANY SYSTEM**

1	2	3	4	5	6	7	8	9	10	11	12	13	14	15	16
Group Code	Group Name	NAIC Company Code	ID Number	Federal RSSD	CIK	Name of Securities Exchange if Publicly Traded (U.S. or International)	Names of Parent, Subsidiaries Or Affiliates	Domiciliary Location	Relationship to Reporting Entity	Directly Controlled by (Name of Entity/Person)	Type of Control (Ownership, Board, Management, Attorney-in-Fact, Influence, Other)	If Control is Ownership Provide Percentage	Ultimate Controlling Entity(ies)/Person(s)	Is an SCA Filing Required? (Yes/No)	*
		00000	47-1256943				SCA Holdings, Inc.	CA	NIA	National Surgery Centers, LLC	Ownership	100.000	UnitedHealth Group Incorporated	NO	
		00000	92-0918870				SCA Houston Holdings, LLC	DE	NIA	SC Affiliates, LLC	Ownership	100.000	UnitedHealth Group Incorporated	NO	
		00000	92-0627856				SCA HRH Holdings, LLC	DE	NIA	SC Affiliates, LLC	Ownership	100.000	UnitedHealth Group Incorporated	NO	
		00000	45-4240475				SCA IEC Holdings, LLC	DE	NIA	SC Affiliates, LLC	Ownership	25.000	UnitedHealth Group Incorporated	NO	
		00000	45-4240475				SCA IEC Holdings, LLC	DE	NIA	SunSurgery, LLC	Ownership	25.000	UnitedHealth Group Incorporated	NO	
		00000	45-4240475				SCA IEC Holdings, LLC	DE	NIA	Surgery Center Holding, LLC	Ownership	25.000	UnitedHealth Group Incorporated	NO	
		00000	45-4240475				SCA IEC Holdings, LLC	DE	NIA	National Surgery Centers, LLC	Ownership	25.000	UnitedHealth Group Incorporated	NO	
		00000	45-2684108				SCA Indiana Holdings, LLC	DE	NIA	SC Affiliates, LLC	Ownership	25.000	UnitedHealth Group Incorporated	NO	
		00000	45-2684108				SCA Indiana Holdings, LLC	DE	NIA	SunSurgery, LLC	Ownership	25.000	UnitedHealth Group Incorporated	NO	
		00000	45-2684108				SCA Indiana Holdings, LLC	DE	NIA	Surgery Center Holding, LLC	Ownership	25.000	UnitedHealth Group Incorporated	NO	
		00000	45-2684108				SCA Indiana Holdings, LLC	DE	NIA	National Surgery Centers, LLC	Ownership	25.000	UnitedHealth Group Incorporated	NO	
		00000	92-3754586				SCA Jacksonville Holdings, LLC	DE	NIA	SC Affiliates, LLC	Ownership	100.000	UnitedHealth Group Incorporated	NO	
		00000	92-0859684				SCA Louisville, LLC	DE	NIA	SC Affiliates, LLC	Ownership	100.000	UnitedHealth Group Incorporated	NO	
		00000	85-2044403				SCA Lutheran Holdings, LLC	DE	NIA	SC Affiliates, LLC	Ownership	100.000	UnitedHealth Group Incorporated	NO	
		00000	85-3425387				SCA Maple Grove Holdings, LLC	DE	NIA	SC Affiliates, LLC	Ownership	49.000	UnitedHealth Group Incorporated	NO	2
		00000	87-3300578				SCA Murrells Inlet, LLC	DE	NIA	SC Affiliates, LLC	Ownership	100.000	UnitedHealth Group Incorporated	NO	
		00000	85-4043674				SCA Northern Utah Holdings, LLC	DE	NIA	SC Affiliates, LLC	Ownership	100.000	UnitedHealth Group Incorporated	NO	
		00000	85-2527319				SCA Northwest Holdings, LLC	DE	NIA	SC Affiliates, LLC	Ownership	100.000	UnitedHealth Group Incorporated	NO	
		00000	85-2065454				SCA Outside New Jersey, LLC	DE	NIA	SC Affiliates, LLC	Ownership	100.000	UnitedHealth Group Incorporated	NO	
		00000	27-1707364				SCA Pacific Holdings, Inc.	CA	NIA	SC Affiliates, LLC	Ownership	100.000	UnitedHealth Group Incorporated	NO	
		00000	87-2926385				SCA Pacific Surgery Holdings, LLC	DE	NIA	SC Affiliates, LLC	Ownership	100.000	UnitedHealth Group Incorporated	NO	
		00000	85-1370857				SCA Palisades Holdings, LLC	DE	NIA	SC Affiliates, LLC	Ownership	100.000	UnitedHealth Group Incorporated	NO	
		00000	92-3092899				SCA Pinehurst Holdings, LLC	DE	NIA	SC Affiliates, LLC	Ownership	100.000	UnitedHealth Group Incorporated	NO	
		00000	85-0817999				SCA Pinnacle Holdings, LLC	DE	NIA	SC Affiliates, LLC	Ownership	100.000	UnitedHealth Group Incorporated	NO	
							SCA Premier Surgery Center of Louisville, LLC	DE	NIA	SC Affiliates, LLC	Ownership	58.428	UnitedHealth Group Incorporated	NO	
		00000	72-1386840				SCA Providence Holdings, LLC	DE	NIA	SC Affiliates, LLC	Ownership	100.000	UnitedHealth Group Incorporated	NO	
		00000	81-5211225				SCA Rockledge JV, LLC	DE	NIA	SCA-Merritt, LLC	Ownership	91.874	UnitedHealth Group Incorporated	NO	
		00000	81-5211225				SCA Rockledge JV, LLC	DE	NIA	Endoscopy Center Affiliates, Inc.	Ownership	1.000	UnitedHealth Group Incorporated	NO	
		00000	45-4252645				SCA ROCS Holdings, LLC	DE	NIA	SC Affiliates, LLC	Ownership	25.000	UnitedHealth Group Incorporated	NO	
		00000	45-4252645				SCA ROCS Holdings, LLC	DE	NIA	SunSurgery, LLC	Ownership	25.000	UnitedHealth Group Incorporated	NO	
		00000	45-4252645				SCA ROCS Holdings, LLC	DE	NIA	Surgery Center Holding, LLC	Ownership	25.000	UnitedHealth Group Incorporated	NO	
		00000	45-4252645				SCA ROCS Holdings, LLC	DE	NIA	National Surgery Centers, LLC	Ownership	25.000	UnitedHealth Group Incorporated	NO	
		00000	87-4302841				SCA Rush Oak Brook Holdings, LLC	DE	NIA	SC Affiliates, LLC	Ownership	100.000	UnitedHealth Group Incorporated	NO	
		00000	84-3689385				SCA Sage Medical MSO, LLC	DE	NIA	SCA Sage Medical, LLC	Ownership	26.000	UnitedHealth Group Incorporated	NO	2
		00000	84-3673924				SCA Sage Medical, LLC	DE	NIA	SC Affiliates, LLC	Ownership	100.000	UnitedHealth Group Incorporated	NO	
		00000	85-4002809				SCA South Ogden Holdings, LLC	DE	NIA	SC Affiliates, LLC	Ownership	100.000	UnitedHealth Group Incorporated	NO	
		00000	88-1497980				SCA Southwest Fort Wayne Holdings, LLC	DE	NIA	SC Affiliates, LLC	Ownership	25.000	UnitedHealth Group Incorporated	NO	
		00000	88-1497980				SCA Southwest Fort Wayne Holdings, LLC	DE	NIA	SunSurgery, LLC	Ownership	25.000	UnitedHealth Group Incorporated	NO	
		00000	88-1497980				SCA Southwest Fort Wayne Holdings, LLC	DE	NIA	Surgery Center Holding, LLC	Ownership	25.000	UnitedHealth Group Incorporated	NO	
		00000	88-1497980				SCA Southwest Fort Wayne Holdings, LLC	DE	NIA	National Surgery Centers, LLC	Ownership	25.000	UnitedHealth Group Incorporated	NO	
		00000	47-4928368				SCA Southwestern PA, LLC	DE	NIA	SC Affiliates, LLC	Ownership	100.000	UnitedHealth Group Incorporated	NO	
		00000	85-2786147				SCA Specialty Holdings of Connecticut, LLC	DE	NIA	SC Affiliates, LLC	Ownership	29.410	UnitedHealth Group Incorporated	NO	2
		00000	45-4266502				SCA SSSC Holdings, LLC	DE	NIA	SunSurgery, LLC	Ownership	25.000	UnitedHealth Group Incorporated	NO	
		00000	45-4266502				SCA SSSC Holdings, LLC	DE	NIA	SC Affiliates, LLC	Ownership	25.000	UnitedHealth Group Incorporated	NO	
		00000	45-4266502				SCA SSSC Holdings, LLC	DE	NIA	Surgery Center Holding, LLC	Ownership	25.000	UnitedHealth Group Incorporated	NO	
		00000	45-4266502				SCA SSSC Holdings, LLC	DE	NIA	National Surgery Centers, LLC	Ownership	25.000	UnitedHealth Group Incorporated	NO	
		00000	47-5038680				SCA Stonegate Holdings, LLC	DE	NIA	SCA Austin Holdings, LLC	Ownership	100.000	UnitedHealth Group Incorporated	NO	
		00000	26-2602268				SCA Surgery Holdings, LLC	DE	NIA	Surgical Care Affiliates, LLC	Ownership	100.000	UnitedHealth Group Incorporated	NO	

ANNUAL STATEMENT FOR THE YEAR 2023 OF THE Oxford Health Plans (NJ), Inc.

**SCHEDULE Y**  
**PART 1A - DETAIL OF INSURANCE HOLDING COMPANY SYSTEM**

1	2	3	4	5	6	7	8	9	10	11	12	13	14	15	16
Group Code	Group Name	NAIC Company Code	ID Number	Federal RSSD	CIK	Name of Securities Exchange if Publicly Traded (U.S. or International)	Names of Parent, Subsidiaries Or Affiliates	Domiciliary Location	Relationship to Reporting Entity	Directly Controlled by (Name of Entity/Person)	Type of Control (Ownership, Board, Management, Attorney-in-Fact, Influence, Other)	If Control is Ownership Provide Percentage	Ultimate Controlling Entity(ies)/Person(s)	Is an SCA Filing Required? (Yes/No)	*
		00000	75-2501088				SCA Surgicare of Laguna Hills, LLC	DE	NIA	Surgery Center Holding, LLC	Ownership	100.000	UnitedHealth Group Incorporated	NO	
		00000	92-1306353				SCA Total Holdings, LLC	DE	NIA	SC Affiliates, LLC	Ownership	100.000	UnitedHealth Group Incorporated	NO	
		00000	93-4391928				SCA Waterloo Holdings, LLC	DE	NIA	SC Affiliates, LLC	Ownership	100.000	UnitedHealth Group Incorporated	NO	
		00000	85-3263993				SCA West Health Holdings, LLC	DE	NIA	SC Affiliates, LLC	Ownership	100.000	UnitedHealth Group Incorporated	NO	
		00000	85-4150186				SCA Westgreen Holdings, LLC	DE	NIA	SC Affiliates, LLC	Ownership	68.628	UnitedHealth Group Incorporated	NO	
		00000	85-3491574				SCA Woodbury Holdings, LLC	DE	NIA	SC Affiliates, LLC	Ownership	49.000	UnitedHealth Group Incorporated	NO	2
		00000	74-2555097				SCA-Albuquerque Surgery Properties, Inc.	NM	NIA	SC Affiliates, LLC	Ownership	100.000	UnitedHealth Group Incorporated	NO	
		00000	47-1807383				SCA-Alliance, LLC	DE	NIA	SCA Surgery Holdings, LLC	Ownership	31.370	UnitedHealth Group Incorporated	NO	2
		00000	82-4763869				SCA-Anne Arundel, LLC	DE	NIA	SC Affiliates, LLC	Ownership	100.000	UnitedHealth Group Incorporated	NO	
		00000	83-2703057				SCA-AppleCare Partners, LLC	DE	NIA	SCA-Downey, LLC	Ownership	73.684	UnitedHealth Group Incorporated	NO	
		00000	82-3857984				SCA-Bethesda, LLC	DE	NIA	SC Affiliates, LLC	Ownership	54.222	UnitedHealth Group Incorporated	NO	
		00000	62-1530120				SCA-Blue Ridge, LLC	DE	NIA	SC Affiliates, LLC	Ownership	100.000	UnitedHealth Group Incorporated	NO	
		00000	83-1529292				SCA-Bonita Springs, LLC	DE	NIA	SC Affiliates, LLC	Ownership	95.078	UnitedHealth Group Incorporated	NO	
		00000	83-1529292				SCA-Bonita Springs, LLC	DE	NIA	Endoscopy Center Affiliates, Inc.	Ownership	1.000	UnitedHealth Group Incorporated	NO	
		00000	93-2557351				SCA-Boynton Beach, LLC	DE	NIA	SC Affiliates, LLC	Ownership	100.000	UnitedHealth Group Incorporated	NO	
		00000	88-4163925				SCA-Carlisbad Holdings, LLC	DE	NIA	SC Affiliates, LLC	Ownership	100.000	UnitedHealth Group Incorporated	NO	
		00000	83-1094012				SCA-Castle Rock, LLC	DE	NIA	SC Affiliates, LLC	Ownership	68.736	UnitedHealth Group Incorporated	NO	
		00000	47-1535510				SCA-Central Florida, LLC	DE	NIA	SC Affiliates, LLC	Ownership	31.370	UnitedHealth Group Incorporated	NO	2
		00000	58-1709758				SCA-Charleston, LLC	DE	NIA	SCA Surgery Holdings, LLC	Ownership	100.000	UnitedHealth Group Incorporated	NO	
		00000	82-4511713				SCA-Chatham, LLC	DE	NIA	SC Affiliates, LLC	Ownership	100.000	UnitedHealth Group Incorporated	NO	
		00000	81-3301058				SCA-Chevy Chase, LLC	DE	NIA	SC Affiliates, LLC	Ownership	100.000	UnitedHealth Group Incorporated	NO	
		00000	62-1516306				SCA-Citrus, LLC	TN	NIA	SC Affiliates, LLC	Ownership	100.000	UnitedHealth Group Incorporated	NO	
		00000	83-1541326				SCA-Colonial Partners, LLC	DE	NIA	SCA-Ft. Myers, LLC	Ownership	69.698	UnitedHealth Group Incorporated	NO	
		00000	93-1047471				SCA-Colorado Springs, LLC	DE	NIA	SC Affiliates, LLC	Ownership	100.000	UnitedHealth Group Incorporated	NO	
		00000	83-1585952				SCA-Connecticut Partners, LLC	DE	NIA	SunSurgery, LLC	Ownership	29.410	UnitedHealth Group Incorporated	NO	2
		00000	47-4028383				SCA-Davenport, LLC	DE	NIA	SC Affiliates, LLC	Ownership	100.000	UnitedHealth Group Incorporated	NO	
		00000	84-2003112				SCA-Denver Physicians Holdings, LLC	DE	NIA	SCA-Denver, LLC	Ownership	51.000	UnitedHealth Group Incorporated	NO	
		00000	84-2997638				SCA-Denver, LLC	DE	NIA	SC Affiliates, LLC	Ownership	100.000	UnitedHealth Group Incorporated	NO	
		00000	82-1470227				SCA-Derry, LLC	DE	NIA	SC Affiliates, LLC	Ownership	78.873	UnitedHealth Group Incorporated	NO	
		00000	81-3734814				SCA-Doral, LLC	DE	NIA	SC Affiliates, LLC	Ownership	90.037	UnitedHealth Group Incorporated	NO	
		00000	83-3055579				SCA-Downey, LLC	DE	NIA	SC Affiliates, LLC	Ownership	100.000	UnitedHealth Group Incorporated	NO	
		00000	83-1093886				SCA-Dry Creek, LLC	DE	NIA	SC Affiliates, LLC	Ownership	100.000	UnitedHealth Group Incorporated	NO	
		00000	81-1594261				SCA-Dublin, LLC	DE	NIA	SC Affiliates, LLC	Ownership	100.000	UnitedHealth Group Incorporated	NO	
		00000	81-3301305				SCA-Encinitas, Inc.	DE	NIA	Surgical Health, LLC	Ownership	100.000	UnitedHealth Group Incorporated	NO	
		00000	62-1541235				SCA-Eugene, LLC	TN	NIA	SC Affiliates, LLC	Ownership	100.000	UnitedHealth Group Incorporated	NO	
		00000	83-2805878				SCA-First Coast, LLC	DE	NIA	SC Affiliates, LLC	Ownership	100.000	UnitedHealth Group Incorporated	NO	
		00000	62-1551099				SCA-Florence, LLC	DE	NIA	SC Affiliates, LLC	Ownership	100.000	UnitedHealth Group Incorporated	NO	
		00000	93-1067967				SCA-Fort Collins, Inc.	CO	NIA	SC Affiliates, LLC	Ownership	100.000	UnitedHealth Group Incorporated	NO	
		00000	62-1502719				SCA-Fort Walton, Inc.	TN	NIA	SC Affiliates, LLC	Ownership	100.000	UnitedHealth Group Incorporated	NO	
		00000	47-3641516				SCA-Franklin, LLC	DE	NIA	SC Affiliates, LLC	Ownership	100.000	UnitedHealth Group Incorporated	NO	
		00000	81-2727879				SCA-Frederick, LLC	DE	NIA	SC Affiliates, LLC	Ownership	100.000	UnitedHealth Group Incorporated	NO	
		00000	82-3535257				SCA-Freeway Holdings, LLC	DE	NIA	SC Affiliates, LLC	Ownership	100.000	UnitedHealth Group Incorporated	NO	
		00000	36-4907566				SCA-Ft. Myers, LLC	DE	NIA	SC Affiliates, LLC	Ownership	100.000	UnitedHealth Group Incorporated	NO	
		00000	62-1547690				SCA-Gainesville, LLC	DE	NIA	SC Affiliates, LLC	Ownership	100.000	UnitedHealth Group Incorporated	NO	
		00000	81-1956407				SCA-Gladiolus, LLC	DE	NIA	SC Affiliates, LLC	Ownership	79.619	UnitedHealth Group Incorporated	NO	
		00000	83-4156034				SCA-Glenwood Holdings, LLC	DE	NIA	Glenwood-SC, Inc.	Ownership	78.724	UnitedHealth Group Incorporated	NO	
		00000	82-1438326				SCA-Grants Pass, LLC	DE	NIA	SC Affiliates, LLC	Ownership	100.000	UnitedHealth Group Incorporated	NO	
		00000	81-2376695				SCA-Grove Place, LLC	DE	NIA	SC Affiliates, LLC	Ownership	55.244	UnitedHealth Group Incorporated	NO	
		00000	47-3466283				SCA-Hagerstown, LLC	DE	NIA	SC Affiliates, LLC	Ownership	100.000	UnitedHealth Group Incorporated	NO	

ANNUAL STATEMENT FOR THE YEAR 2023 OF THE Oxford Health Plans (NJ), Inc.

**SCHEDULE Y**  
**PART 1A - DETAIL OF INSURANCE HOLDING COMPANY SYSTEM**

1	2	3	4	5	6	7	8	9	10	11	12	13	14	15	16
Group Code	Group Name	NAIC Company Code	ID Number	Federal RSSD	CIK	Name of Securities Exchange if Publicly Traded (U.S. or International)	Names of Parent, Subsidiaries Or Affiliates	Domiciliary Location	Relationship to Reporting Entity	Directly Controlled by (Name of Entity/Person)	Type of Control (Ownership, Board, Management, Attorney-in-Fact, Influence, Other)	If Control is Ownership Provide Percentage	Ultimate Controlling Entity(ies)/Person(s)	Is an SCA Filing Required? (Yes/No)	*
		00000	47-5229514				SCA-Hilton Head, LLC	DE	NIA	SCA Affiliates, LLC	Ownership	100.000	UnitedHealth Group Incorporated	NO	
		00000	81-3445356				SCA-Houston Executive, LLC	DE	NIA	SCA Affiliates, LLC	Ownership	100.000	UnitedHealth Group Incorporated	NO	
		00000	81-1666861				SCA-Illinois, LLC	DE	NIA	SCA Surgery Holdings, LLC	Ownership	100.000	UnitedHealth Group Incorporated	NO	
		00000	92-2191980				SCA-Imperial Point Holdings, LLC	DE	NIA	SCA Affiliates, LLC	Ownership	100.000	UnitedHealth Group Incorporated	NO	
		00000	83-3090526				SCA-JPM Holdings, LLC	DE	NIA	SCA Affiliates, LLC	Ownership	100.000	UnitedHealth Group Incorporated	NO	
		00000	93-3689232				SCA-Kendall Pointe, LLC	DE	NIA	SCA Affiliates, LLC	Ownership	100.000	UnitedHealth Group Incorporated	NO	
		00000	83-1102109				SCA-Kissing Camels Holdings, LLC	DE	NIA	SCA Surgery Holdings, LLC	Ownership	100.000	UnitedHealth Group Incorporated	NO	
		00000	93-2311282				SCA-Louisville Ortho, LLC	DE	NIA	SCA Affiliates, LLC	Ownership	100.000	UnitedHealth Group Incorporated	NO	
		00000	92-3942580				SCA-LPSC Holdings, LLC	DE	NIA	SCA Affiliates, LLC	Ownership	100.000	UnitedHealth Group Incorporated	NO	
		00000	81-4292506				SCA-Main Street, LLC	DE	NIA	SCA Affiliates, LLC	Ownership	29.575	UnitedHealth Group Incorporated	NO	2
		00000	47-1751165				SCA-Marina del Rey, LLC	CA	NIA	SCA Affiliates, LLC	Ownership	100.000	UnitedHealth Group Incorporated	NO	
		00000	81-1367813				SCA-MC VBP, Inc.	DE	NIA	SCA Affiliates, LLC	Ownership	100.000	UnitedHealth Group Incorporated	NO	
		00000	62-1184188				SCA-Mecklenburg Development Corp.	NC	NIA	SCA Affiliates, LLC	Ownership	100.000	UnitedHealth Group Incorporated	NO	
		00000	81-4616104				SCA-Memorial City, LLC	DE	NIA	SCA Affiliates, LLC	Ownership	100.000	UnitedHealth Group Incorporated	NO	
		00000	83-3709010				SCA-Memorial, LLC	DE	NIA	SCA Affiliates, LLC	Ownership	100.000	UnitedHealth Group Incorporated	NO	
		00000	81-1771410				SCA-Merritt, LLC	DE	NIA	SCA Affiliates, LLC	Ownership	100.000	UnitedHealth Group Incorporated	NO	
		00000	82-2455773				SCA-Midlands, LLC	DE	NIA	SCA Affiliates, LLC	Ownership	100.000	UnitedHealth Group Incorporated	NO	
		00000	80-0070617				SCA-Mobile, LLC	DE	NIA	SCA Affiliates, LLC	Ownership	100.000	UnitedHealth Group Incorporated	NO	
		00000	81-1065674				SCA-Mokena, LLC	DE	NIA	SCA Affiliates, LLC	Ownership	83.624	UnitedHealth Group Incorporated	NO	
		00000					SCA-Morris Avenue, LLC	DE	NIA	SCA Affiliates, LLC	Ownership	100.000	UnitedHealth Group Incorporated	NO	
		00000	84-4936803				SCA-Morris County, LLC	DE	NIA	SCA Affiliates, LLC	Ownership	100.000	UnitedHealth Group Incorporated	NO	
		00000	62-1506655				SCA-Mt. Pleasant, LLC	DE	NIA	SCA Affiliates, LLC	Ownership	100.000	UnitedHealth Group Incorporated	NO	
		00000	81-2850365				SCA-Naperville, LLC	DE	NIA	SCA Affiliates, LLC	Ownership	100.000	UnitedHealth Group Incorporated	NO	
		00000	82-3002171				SCA-Naples, LLC	DE	NIA	SCA Affiliates, LLC	Ownership	99.020	UnitedHealth Group Incorporated	NO	
		00000	47-4418919				SCA-New Jersey, LLC	DE	NIA	SCA Affiliates, LLC	Ownership	100.000	UnitedHealth Group Incorporated	NO	
		00000	47-1760663				SCA-Newport Beach, LLC	CA	NIA	SCA Affiliates, LLC	Ownership	100.000	UnitedHealth Group Incorporated	NO	
		00000	92-3029111				SCA-Optum Nevada Holdings, LLC	DE	NIA	SCA Affiliates, LLC	Ownership	100.000	UnitedHealth Group Incorporated	NO	
		00000	81-3445510				SCA-Palm Beach MSO Holdings, LLC	DE	NIA	SunSurgery, LLC	Ownership	100.000	UnitedHealth Group Incorporated	NO	
		00000	82-3050836				SCA-Palm Beach, LLC	DE	NIA	SCA Affiliates, LLC	Ownership	100.000	UnitedHealth Group Incorporated	NO	
		00000	84-3367495				SCA-Panama City Holdings, LLC	DE	NIA	SCA Affiliates, LLC	Ownership	100.000	UnitedHealth Group Incorporated	NO	
		00000	47-1620189				SCA-Pocono, LLC	DE	NIA	SCA Affiliates, LLC	Ownership	100.000	UnitedHealth Group Incorporated	NO	
		00000	81-4139195				SCA-Portland, LLC	DE	NIA	SCA Affiliates, LLC	Ownership	100.000	UnitedHealth Group Incorporated	NO	
		00000	83-4121074				SCA-Practice Partners Holdings, LLC	DE	NIA	SCA Affiliates, LLC	Ownership	100.000	UnitedHealth Group Incorporated	NO	
		00000	93-1466868				SCA-Pro Holdings, LLC	DE	NIA	SCA Affiliates, LLC	Ownership	100.000	UnitedHealth Group Incorporated	NO	
		00000	81-4304317				SCA-River Valley, LLC	DE	NIA	SCA Affiliates, LLC	Ownership	29.410	UnitedHealth Group Incorporated	NO	2
		00000	83-2111732				SCA-Riverside Partners, LLC	DE	NIA	SCA-Riverside, LLC	Ownership	51.000	UnitedHealth Group Incorporated	NO	
		00000	83-2721919				SCA-Riverside, LLC	DE	NIA	SCA Affiliates, LLC	Ownership	100.000	UnitedHealth Group Incorporated	NO	
		00000	85-0563422				SCA-Sacred Heart Holdings, LLC	DE	NIA	SCA Affiliates, LLC	Ownership	100.000	UnitedHealth Group Incorporated	NO	
		00000	81-2963561				SCA-San Diego, Inc.	DE	NIA	Surgical Health, LLC	Ownership	100.000	UnitedHealth Group Incorporated	NO	
		00000	94-3138088				SCA-San Luis Obispo, LLC	DE	NIA	SCA Affiliates, LLC	Ownership	100.000	UnitedHealth Group Incorporated	NO	
		00000	47-1685878				SCA-Sand Lake, LLC	DE	NIA	SCA Affiliates, LLC	Ownership	83.481	UnitedHealth Group Incorporated	NO	
		00000	88-0185362				SCA-Santa Rosa, Inc.	NV	NIA	SCA Affiliates, LLC	Ownership	100.000	UnitedHealth Group Incorporated	NO	
		00000	92-1630156				SCA-Seattle, LLC	DE	NIA	SCA Affiliates, LLC	Ownership	100.000	UnitedHealth Group Incorporated	NO	
		00000	81-3300613				SCA-Somerset, LLC	DE	NIA	SCA Surgery Holdings, LLC	Ownership	100.000	UnitedHealth Group Incorporated	NO	
		00000	22-3117714				SCA-South Jersey, LLC	DE	NIA	Virtua-SCA Holdings, LLC	Ownership	100.000	UnitedHealth Group Incorporated	NO	2
		00000	47-2676325				SCA-Sparta, LLC	DE	NIA	SCA Affiliates, LLC	Ownership	49.000	UnitedHealth Group Incorporated	NO	2
		00000	82-4499088				SCA-Spartanburg Holdings, LLC	DE	NIA	SCA Affiliates, LLC	Ownership	100.000	UnitedHealth Group Incorporated	NO	
		00000	88-1844951				SCA-St. Cloud Holdings, LLC	DE	NIA	SCA Affiliates, LLC	Ownership	100.000	UnitedHealth Group Incorporated	NO	
		00000	84-4677051				SCA-St. Louis Holdings, LLC	DE	NIA	SCA Affiliates, LLC	Ownership	100.000	UnitedHealth Group Incorporated	NO	

ANNUAL STATEMENT FOR THE YEAR 2023 OF THE Oxford Health Plans (NJ), Inc.

**SCHEDULE Y**  
**PART 1A - DETAIL OF INSURANCE HOLDING COMPANY SYSTEM**

1	2	3	4	5	6	7	8	9	10	11	12	13	14	15	16
Group Code	Group Name	NAIC Company Code	ID Number	Federal RSSD	CIK	Name of Securities Exchange if Publicly Traded (U.S. or International)	Names of Parent, Subsidiaries Or Affiliates	Domi-ciliary Location	Relation-ship to Reporting Entity	Directly Controlled by (Name of Entity/Person)	Type of Control (Ownership, Board, Management, Attorney-in-Fact, Influence, Other)	If Control is Ownership Provide Percentage	Ultimate Controlling Entity(ies)/Person(s)	Is an SCA Filing Re-quired? (Yes/No)	*
		00000	47-4106989				SCA-St. Louis, LLC	DE	NIA	Surgical Health, LLC	Ownership	100.000	UnitedHealth Group Incorporated	NO	
		00000	82-3270591				SCA-St. Lucie, LLC	DE	NIA	SC Affiliates, LLC	Ownership	100.000	UnitedHealth Group Incorporated	NO	
		00000	81-4371453				SCA-Surgicare, LLC	DE	NIA	SC Affiliates, LLC	Ownership	100.000	UnitedHealth Group Incorporated	NO	
		00000	82-1987225				SCA-Verta, LLC	DE	NIA	SC Affiliates, LLC	Ownership	100.000	UnitedHealth Group Incorporated	NO	
		00000	85-1998338				SCA-VLR Holdings Company, LLC	DE	NIA	SCA Denver Holdings, LLC	Ownership	51.000	UnitedHealth Group Incorporated	NO	
		00000	82-2294882				SCA-Wake Forest, LLC	DE	NIA	SC Affiliates, LLC	Ownership	100.000	UnitedHealth Group Incorporated	NO	
		00000	82-1449412				SCA-Western Connecticut, LLC	DE	NIA	SC Affiliates, LLC	Ownership	67.000	UnitedHealth Group Incorporated	NO	
		00000	82-3689825				SCA-Westover Hills, LLC	DE	NIA	SC Affiliates, LLC	Ownership	100.000	UnitedHealth Group Incorporated	NO	
		00000	93-1768010				SCA-Winston-Salem, LLC	DE	NIA	SC Affiliates, LLC	Ownership	100.000	UnitedHealth Group Incorporated	NO	
		00000	82-1525777				SCA-Winter Park, Inc.	TN	NIA	SC Affiliates, LLC	Ownership	100.000	UnitedHealth Group Incorporated	NO	
		00000	82-3528300				SCA-Woodlands Holdings, LLC	DE	NIA	SC Affiliates, LLC	Ownership	100.000	UnitedHealth Group Incorporated	NO	
		00000	81-4905342				SCAI Holdings, LLC	DE	NIA	SCA HoldCo, Inc.	Ownership	100.000	UnitedHealth Group Incorporated	NO	
		00000					Scanner Centromed S.A.	CHL	NIA	Administradora Médica Centromed S.A.	Ownership	85.000	UnitedHealth Group Incorporated	NO	
		00000	85-2316290				SCLS-SCA Holdings, LLC	DE	NIA	SCA Lutheran Holdings, LLC	Ownership	51.000	UnitedHealth Group Incorporated	NO	
		00000	27-2635371				SCP Specialty Infusion, LLC	DE	NIA	Optum Infusion Services 500, Inc.	Ownership	100.000	UnitedHealth Group Incorporated	NO	
		00000	38-3857848				Scranton Quincy Home Care Services, LLC	DE	NIA	AF-CH-HH, LLC	Ownership	100.000	UnitedHealth Group Incorporated	NO	
		00000	22-3660141				Seashore Surgical Institute, L.L.C.	NJ	NIA	Virtua-SCA Holdings, LLC	Ownership	51.000	UnitedHealth Group Incorporated	NO	2
		00000	46-3238571				Seattle Psychology, P.L.L.C.	WA	NIA	Physician(s) Owned	Influence	0.000	UnitedHealth Group Incorporated	NO	1
		00000	46-3038066				SecureMD Management, LLC	CO	NIA	Physicians Endoscopy, L.L.C.	Ownership	100.000	UnitedHealth Group Incorporated	NO	
		00000	46-3057015				SecureMD Professionals - California, PC	CA	NIA	Physician(s) Owned	Influence	0.000	UnitedHealth Group Incorporated	NO	1
		00000	98-1202716				Seisa Serviços Integrados de Saúde Ltda.	BRA	NIA	Cemed Care - Empresa de Atendimento Clínico Geral Ltda.	Ownership	0.000	UnitedHealth Group Incorporated	NO	
		00000	98-1202716				Seisa Serviços Integrados de Saúde Ltda.	BRA	NIA	Amil Assistência Médica Internacional S.A.	Ownership	100.000	UnitedHealth Group Incorporated	NO	
		00000	86-0739432				Senior Benefits, L.L.C.	AZ	NIA	USHEALTH Advisors, LLC	Ownership	100.000	UnitedHealth Group Incorporated	NO	
		00000	88-1691956				Senior Care Network of Connecticut, LLC	DE	NIA	Optum Care Networks, Inc.	Ownership	51.000	UnitedHealth Group Incorporated	NO	
		00000	45-3802527				Serenity Family and Psychological Counseling Center, P.C.	CA	NIA	Physician(s) Owned	Influence	0.000	UnitedHealth Group Incorporated	NO	1
		00000	27-1533951				Serquinox Holdings LLC	DE	NIA	Optum Infusion Services 500, Inc.	Ownership	100.000	UnitedHealth Group Incorporated	NO	
		00000					Servicios de Entrenamiento en Competencias Clínicas SpA	CHL	NIA	Sociedad de Inversiones Santa María SpA	Ownership	1.000	UnitedHealth Group Incorporated	NO	
		00000					Servicios de Entrenamiento en Competencias Clínicas SpA	CHL	NIA	Clínica Santa María S.p.A.	Ownership	99.000	UnitedHealth Group Incorporated	NO	
		00000					Servicios Integrados de Salud Ltda.	CHL	NIA	Clínica Santa María S.p.A.	Ownership	0.100	UnitedHealth Group Incorporated	NO	
		00000					Servicios Integrados de Salud Ltda.	CHL	NIA	Clínica Dávila y Servicios Médicos S.p.A.	Ownership	99.900	UnitedHealth Group Incorporated	NO	
		00000					Servicios Médicos Amed Quilpué S.A.	CHL	NIA	Laboratorios Médicos Amed Quilpué S.A.	Ownership	0.100	UnitedHealth Group Incorporated	NO	
		00000					Servicios Médicos Amed Quilpué S.A.	CHL	NIA	Centromed Quilpué S.A.	Ownership	99.900	UnitedHealth Group Incorporated	NO	
		00000					Servicios Médicos Bío Bío Ltda.	CHL	NIA	Saden S.A.	Ownership	1.000	UnitedHealth Group Incorporated	NO	
		00000					Servicios Médicos Bío Bío Ltda.	CHL	NIA	Clínica Bío Bío SpA	Ownership	99.000	UnitedHealth Group Incorporated	NO	
		00000					Servicios Médicos Ciudad del Mar Ltda.	CHL	NIA	Saden S.A.	Ownership	1.000	UnitedHealth Group Incorporated	NO	
		00000					Servicios Médicos Ciudad del Mar Ltda.	CHL	NIA	Clínica Ciudad del Mar S.A.	Ownership	99.000	UnitedHealth Group Incorporated	NO	
		00000					Servicios Médicos Santa María Ltda.	CHL	NIA	Sociedad de Inversiones Santa María SpA	Ownership	99.000	UnitedHealth Group Incorporated	NO	
		00000					Servicios Médicos Santa María Ltda.	CHL	NIA	Clínica Santa María S.p.A.	Ownership	1.000	UnitedHealth Group Incorporated	NO	
		00000					Servicios Médicos Vespucio Ltda.	CHL	NIA	Saden S.A.	Ownership	1.000	UnitedHealth Group Incorporated	NO	
		00000					Servicios Médicos Vespucio Ltda.	CHL	NIA	Clínica Vespucio S.A.	Ownership	99.000	UnitedHealth Group Incorporated	NO	
		00000	87-3142148				Shark Holdings, P.C.	CA	NIA	Physician(s) Owned	Influence	0.000	UnitedHealth Group Incorporated	NO	1
		00000	37-1745728				Sharon Home Care Services, LLC	DE	NIA	AFAM Holding Co, LLC	Ownership	100.000	UnitedHealth Group Incorporated	NO	
		00000	58-1978974				SHC Atlanta, LLC	DE	NIA	Surgical Health, LLC	Ownership	100.000	UnitedHealth Group Incorporated	NO	
		00000	58-2013443				SHC Austin, Inc.	GA	NIA	Surgical Health, LLC	Ownership	100.000	UnitedHealth Group Incorporated	NO	
		00000	58-2062812				SHC Hawthorn, Inc.	GA	NIA	Surgical Health, LLC	Ownership	100.000	UnitedHealth Group Incorporated	NO	

ANNUAL STATEMENT FOR THE YEAR 2023 OF THE Oxford Health Plans (NJ), Inc.

**SCHEDULE Y**  
**PART 1A - DETAIL OF INSURANCE HOLDING COMPANY SYSTEM**

1	2	3	4	5	6	7	8	9	10	11	12	13	14	15	16
Group Code	Group Name	NAIC Company Code	ID Number	Federal RSSD	CIK	Name of Securities Exchange if Publicly Traded (U.S. or International)	Names of Parent, Subsidiaries Or Affiliates	Domi-ciliary Location	Relation-ship to Reporting Entity	Directly Controlled by (Name of Entity/Person)	Type of Control (Ownership, Board, Management, Attorney-in-Fact, Influence, Other)	If Control is Ownership Provide Percentage	Ultimate Controlling Entity(ies)/Person(s)	Is an SCA Filing Re-quired? (Yes/No)	*
		00000	58-2101924				SHC Melbourne, Inc.	GA	NIA	Surgical Health, LLC	Ownership	100.000	UnitedHealth Group Incorporated	NO	
		00000	26-3388550				Shelbyville Home Care Services, LLC	DE	NIA	AF-GH-HH, LLC	Ownership	100.000	UnitedHealth Group Incorporated	NO	
		00000	47-5082677				Sherman Counseling Management, S.C.	WI	NIA	Physician(s) Owned	Influence	0.000	UnitedHealth Group Incorporated	NO	1
		00000	82-3922528				Sierra Dental Plan, Inc.	CA	NIA	MCNA Health Care Holdings, LLC	Ownership	100.000	UnitedHealth Group Incorporated	NO	
.0707	UnitedHealth Group Incorporated	71420	94-0734860				Sierra Health and Life Insurance Company, Inc.	NV	IA	Sierra Health Services, Inc.	Ownership	100.000	UnitedHealth Group Incorporated	NO	
		00000	88-0200415				Sierra Health Services, Inc.	NV	NIA	UnitedHealthcare, Inc.	Ownership	100.000	UnitedHealth Group Incorporated	NO	
		00000	88-0254322				Sierra Health-Care Options, Inc.	NV	NIA	Sierra Health Services, Inc.	Ownership	100.000	UnitedHealth Group Incorporated	NO	
		00000	88-0385705				Sierra Home Medical Products, Inc.	NV	NIA	Sierra Health Services, Inc.	Ownership	100.000	UnitedHealth Group Incorporated	NO	
		00000	88-0264562				Sierra Nevada Administrators, Inc.	NV	NIA	Sierra Health Services, Inc.	Ownership	100.000	UnitedHealth Group Incorporated	NO	
		00000	81-3200297				Silicon Valley TMS of Monterey Bay, GP	CA	NIA	Saad A. Shakir, M.D., Inc.	Ownership	100.000	UnitedHealth Group Incorporated	NO	1
		00000					Sistema de Administración Hospitalaria S.A.C.	PER	NIA	Pacífico S.A. Entidad Prestadora de Salud	Ownership	99.870	UnitedHealth Group Incorporated	NO	
		00000	82-1485491				SJ East Campus ASC, LLC	CO	NIA	SOLHS-SCA Holdings, LLC	Ownership	51.000	UnitedHealth Group Incorporated	NO	
		00000	26-2817959				SJ Home Care, LLC	DE	NIA	AF-GH-HH, LLC	Ownership	100.000	UnitedHealth Group Incorporated	NO	
		00000	20-1004228				Small Business Insurance Advisors, Inc.	TX	NIA	USHEALTH Group, Inc.	Ownership	100.000	UnitedHealth Group Incorporated	NO	
		00000					Sobam - Centro Médico Hospitalar S.A.	BRA	NIA	Santa Helena Assistência Médica S.A.	Ownership	98.088	UnitedHealth Group Incorporated	NO	
		00000					Sobam - Centro Médico Hospitalar S.A.	BRA	NIA	Centro Médico Hospitalar Pitangueiras Ltda.	Ownership	1.912	UnitedHealth Group Incorporated	NO	
		00000	98-1453235				Sociedad de Inversiones Santa María SpA	CHL	NIA	Clínica Santa María S.p.A.	Ownership	99.743	UnitedHealth Group Incorporated	NO	
		00000	98-1453235				Sociedad de Inversiones Santa María SpA	CHL	NIA	Clínica Dávila y Servicios Médicos S.p.A.	Ownership	0.257	UnitedHealth Group Incorporated	NO	
		00000	88-2931584				Solaris JV Holdings, Inc.	DE	NIA	Optum, Inc.	Ownership	100.000	UnitedHealth Group Incorporated	NO	
		00000	46-0729622				Solstice Administration Services, Inc.	FL	NIA	Solstice Benefits, Inc.	Ownership	100.000	UnitedHealth Group Incorporated	NO	
		00000	30-0760846				Solstice Administrators of Alabama, Inc.	AL	NIA	Solstice Administration Services, Inc.	Ownership	100.000	UnitedHealth Group Incorporated	NO	
		00000	32-0392448				Solstice Administrators of Missouri, Inc.	MO	NIA	Solstice Administration Services, Inc.	Ownership	100.000	UnitedHealth Group Incorporated	NO	
		00000	30-0756426				Solstice Administrators of North Carolina, Inc.	NC	NIA	Solstice Administration Services, Inc.	Ownership	100.000	UnitedHealth Group Incorporated	NO	
		00000	26-4839323				Solstice Administrators, Inc.	CA	NIA	Solstice Administration Services, Inc.	Ownership	100.000	UnitedHealth Group Incorporated	NO	
		00000	20-4815388				Solstice Benefit Services, Inc.	FL	NIA	Specialty Benefits, LLC	Ownership	100.000	UnitedHealth Group Incorporated	NO	
.0707	UnitedHealth Group Incorporated	12341	14-1917982				Solstice Benefits, Inc.	FL	IA	Specialty Benefits, LLC	Ownership	100.000	UnitedHealth Group Incorporated	NO	
.0707	UnitedHealth Group Incorporated	13971	27-1395245				Solstice Health Insurance Company	NY	IA	Specialty Benefits, LLC	Ownership	100.000	UnitedHealth Group Incorporated	NO	
.0707	UnitedHealth Group Incorporated	16610	30-1200533				Solstice Healthplans of Arizona, Inc.	AZ	IA	Solstice Administration Services, Inc.	Ownership	100.000	UnitedHealth Group Incorporated	NO	
.0707	UnitedHealth Group Incorporated	17141	35-2709791				Solstice Healthplans of Colorado, Inc.	CO	IA	Solstice Administration Services, Inc.	Ownership	100.000	UnitedHealth Group Incorporated	NO	
.0707	UnitedHealth Group Incorporated	16878	30-1190514				Solstice Healthplans of Ohio, Inc.	OH	IA	Solstice Administration Services, Inc.	Ownership	100.000	UnitedHealth Group Incorporated	NO	
.0707	UnitedHealth Group Incorporated	16892	36-4935990				Solstice Healthplans of Texas, Inc.	TX	IA	Solstice Administration Services, Inc.	Ownership	100.000	UnitedHealth Group Incorporated	NO	
		00000	46-3786700				Solstice Healthplans, Inc.	FL	IA	Solstice Benefits, Inc.	Ownership	100.000	UnitedHealth Group Incorporated	NO	
.0707	UnitedHealth Group Incorporated	16790	26-2699505				Solstice of Illinois, Inc.	IL	IA	Solstice Administration Services, Inc.	Ownership	100.000	UnitedHealth Group Incorporated	NO	
		00000	32-0545152				Solstice of Minnesota, Inc.	MN	NIA	Solstice Administration Services, Inc.	Ownership	100.000	UnitedHealth Group Incorporated	NO	
		00000	26-1891960				Solstice of New York, Inc.	NY	NIA	Solstice Administration Services, Inc.	Ownership	100.000	UnitedHealth Group Incorporated	NO	
		00000					Soluciones en Salud SpA	CHL	NIA	Cobranzas Barmédica SpA	Ownership	100.000	UnitedHealth Group Incorporated	NO	
		00000	41-1593424				Solutran, LLC	DE	NIA	Optum Financial, Inc.	Ownership	100.000	UnitedHealth Group Incorporated	NO	
		00000	20-8433398				Somerset Outpatient Surgery, L.L.C.	NJ	NIA	SCA-Somerset, LLC	Ownership	58.635	UnitedHealth Group Incorporated	NO	
		00000	93-2806600				SOSCCA Holdings, LLC	DE	NIA	SCA-Boynton Beach, LLC	Ownership	78.431	UnitedHealth Group Incorporated	NO	
		00000	75-2723958				South Arlington Surgical Providers, LLC	TX	NIA	Surgical Care Affiliates, LLC	Influence	0.000	UnitedHealth Group Incorporated	NO	
		00000	11-3685842				South Broward Endoscopy, L.L.C.	FL	NIA	SBE Holdings, LLC	Ownership	51.000	UnitedHealth Group Incorporated	NO	2
		00000	20-3841393				South Carolina Health Care Group, LLC	SC	NIA	LHC Group, Inc.	Ownership	100.000	UnitedHealth Group Incorporated	NO	
		00000	32-0552614				South Carolina In-Home Healthcare Partnership-I, LLC	SC	NIA	South Carolina Health Care Group, LLC	Ownership	100.000	UnitedHealth Group Incorporated	NO	



ANNUAL STATEMENT FOR THE YEAR 2023 OF THE Oxford Health Plans (NJ), Inc.

**SCHEDULE Y**  
**PART 1A - DETAIL OF INSURANCE HOLDING COMPANY SYSTEM**

1	2	3	4	5	6	7	8	9	10	11	12	13	14	15	16
Group Code	Group Name	NAIC Company Code	ID Number	Federal RSSD	CIK	Name of Securities Exchange if Publicly Traded (U.S. or International)	Names of Parent, Subsidiaries Or Affiliates	Domi-ciliary Location	Relation-ship to Reporting Entity	Directly Controlled by (Name of Entity/Person)	Type of Control (Ownership, Board, Management, Attorney-in-Fact, Influence, Other)	If Control is Ownership Provide Percentage	Ultimate Controlling Entity(ies)/Person(s)	Is an SCA Filing Re-quired? (Yes/No)	*
		00000	84-2265813				South Carolina In-Home Healthcare Partnership-II, LLC	..SC.....	..NIA.....	South Carolina Health Care Group, LLC	Ownership.....	100.000	UnitedHealth Group Incorporated	..NO.....	
		00000	84-2265894				South Carolina In-Home Healthcare Partnership-III, LLC	..SC.....	..NIA.....	South Carolina Health Care Group, LLC	Ownership.....	100.000	UnitedHealth Group Incorporated	..NO.....	
		00000	82-4146393				South Carolina In-Home Partner-I, LLC	..SC.....	..NIA.....	South Carolina In-Home Healthcare Partnership-I, LLC	Ownership.....	100.000	UnitedHealth Group Incorporated	..NO.....	
		00000					South Carolina In-Home Partner-II, LLC	..SC.....	..NIA.....	South Carolina In-Home Healthcare Partnership-II, LLC	Ownership.....	100.000	UnitedHealth Group Incorporated	..NO.....	
		00000					South Carolina In-Home Partner-III, LLC	..SC.....	..NIA.....	South Carolina In-Home Healthcare Partnership-III, LLC	Ownership.....	100.000	UnitedHealth Group Incorporated	..NO.....	
		00000	64-0736426				South Mississippi Home Health, Inc.	..MS.....	..NIA.....	Mississippi Health Care Group, LLC	Ownership.....	100.000	UnitedHealth Group Incorporated	..NO.....	
		00000	64-0736425				South Mississippi Home Health, Inc. - Region I	..MS.....	..NIA.....	South Mississippi Home Health, Inc.	Ownership.....	100.000	UnitedHealth Group Incorporated	..NO.....	
		00000	64-0736424				South Mississippi Home Health, Inc. - Region II	..MS.....	..NIA.....	South Mississippi Home Health, Inc.	Ownership.....	100.000	UnitedHealth Group Incorporated	..NO.....	
		00000	64-0935599				South Mississippi Home Health, Inc. - Region III	..MS.....	..NIA.....	South Mississippi Home Health, Inc.	Ownership.....	100.000	UnitedHealth Group Incorporated	..NO.....	
		00000	26-3896767				Southeast Alabama HomeCare, LLC	..AL.....	..NIA.....	Alabama Health Care Group, LLC	Ownership.....	67.000	UnitedHealth Group Incorporated	..NO.....	
		00000	26-4020490				Southeast Louisiana HomeCare, L.L.C.	..LA.....	..NIA.....	Louisiana Health Care Group, L.L.C.	Ownership.....	75.000	UnitedHealth Group Incorporated	..NO.....	
		00000	88-0998884				Southern Georgia Partnership, LLC	..GA.....	..NIA.....	Georgia Health Care Group, L.L.C.	Ownership.....	75.000	UnitedHealth Group Incorporated	..NO.....	
		00000	26-0274543				Southwest Arkansas HomeCare, LLC	..AR.....	..NIA.....	Arkansas Health Care Group, LLC	Ownership.....	67.000	UnitedHealth Group Incorporated	..NO.....	
		00000	86-0516447				Southwest Internal Medicine Group, Roberto Ruiz, M.D., PLLC	..AZ.....	..NIA.....	Physician United PLLC	Ownership.....	100.000	UnitedHealth Group Incorporated	..NO.....	1
		00000	88-0201420				Southwest Medical Associates, Inc.	..NV.....	..NIA.....	Sierra Health Services, Inc.	Ownership.....	100.000	UnitedHealth Group Incorporated	..NO.....	
		00000	38-2609888				Southwest Michigan Health Network Inc.	..MI.....	..NIA.....	UnitedHealthcare, Inc.	Ownership.....	100.000	UnitedHealth Group Incorporated	..NO.....	
		00000	26-1496237				Southwest Missouri HomeCare, LLC	..MO.....	..NIA.....	Missouri Health Care Group, LLC	Ownership.....	100.000	UnitedHealth Group Incorporated	..NO.....	
		00000	61-1846018				Southwest Post-Acute Care Partnership, LLC	..TX.....	..NIA.....	LHCG Partner II, LLC	Ownership.....	60.000	UnitedHealth Group Incorporated	..NO.....	
		00000	36-4369359				Southwest Surgery Center, LLC	..IL.....	..NIA.....	SCA-Mokena, LLC	Ownership.....	56.328	UnitedHealth Group Incorporated	..NO.....	
		00000	41-2013700				Southwest Surgical Center, LLC	..MN.....	..NIA.....	WestHealth JV Holdings, LLC	Ownership.....	51.000	UnitedHealth Group Incorporated	..NO.....	
		00000	75-2516426				Space Coast Surgical Center, Ltd.	..FL.....	..NIA.....	SCA-Merritt, LLC	Ownership.....	0.047	UnitedHealth Group Incorporated	..NO.....	
		00000	75-2516426				Space Coast Surgical Center, Ltd.	..FL.....	..NIA.....	SCA Rockledge JV, LLC	Ownership.....	52.191	UnitedHealth Group Incorporated	..NO.....	
		00000	57-0953005				Spartanburg Surgery Center, LLC	..SC.....	..NIA.....	SCA-Spartanburg Holdings, LLC	Ownership.....	54.000	UnitedHealth Group Incorporated	..NO.....	
		00000	82-4054995				Specialized Outpatient Surgery Center for Children and Adults, LLC	..FL.....	..NIA.....	SOSCCA Holdings, LLC	Ownership.....	51.000	UnitedHealth Group Incorporated	..NO.....	
		00000	25-1868213				Specialized Pharmaceuticals, Inc.	..PA.....	..NIA.....	QoL Acquisition Holdings Corp.	Ownership.....	100.000	UnitedHealth Group Incorporated	..NO.....	
		00000	41-1921983				Specialty Benefits, LLC	..DE.....	..NIA.....	United HealthCare Services, Inc.	Ownership.....	100.000	UnitedHealth Group Incorporated	..NO.....	
		00000	20-1494993				Specialty Billing Solutions, LLC	..CO.....	..NIA.....	Pinnacle III, LLC	Ownership.....	100.000	UnitedHealth Group Incorporated	..NO.....	
		00000	27-0237126				Specialty Extended Care Hospital of Monroe, LLC	..LA.....	..NIA.....	Louisiana Health Care Group, L.L.C.	Ownership.....	100.000	UnitedHealth Group Incorporated	..NO.....	
		00000	20-3412545				Specialty Surgical Center, LLC	..NJ.....	..NIA.....	SCA-Sparta, LLC	Ownership.....	51.090	UnitedHealth Group Incorporated	..NO.....	
		00000	71-0886811				Spectera of New York, IPA, Inc.	..NY.....	..NIA.....	Spectera, Inc.	Ownership.....	100.000	UnitedHealth Group Incorporated	..NO.....	
		00000	52-1260282				Spectera, Inc.	..MD.....	..NIA.....	Specialty Benefits, LLC	Ownership.....	100.000	UnitedHealth Group Incorporated	..NO.....	
		00000	27-3788721				Spokane Home Care Services, LLC	..DE.....	..NIA.....	AFAM Holding Co, LLC	Ownership.....	100.000	UnitedHealth Group Incorporated	..NO.....	
		00000	82-3087236				Spring Behavioral Health of New Jersey, LLC	..NJ.....	..NIA.....	Physician(s) Owned	Influence.....	0.000	UnitedHealth Group Incorporated	..NO.....	1
		00000	26-3389049				Springdale Home Care Services, LLC	..DE.....	..NIA.....	AF-GH-HH, LLC	Ownership.....	100.000	UnitedHealth Group Incorporated	..NO.....	
		00000	23-2833266				Springfield Psychological, P.C.	..PA.....	..NIA.....	Physician(s) Owned	Influence.....	0.000	UnitedHealth Group Incorporated	..NO.....	1
		00000	82-1770924				SRPS, LLC	..DE.....	..NIA.....	PMI Acquisition, LLC	Ownership.....	100.000	UnitedHealth Group Incorporated	..NO.....	
		00000	88-1908543				St. Cloud MSO, LLC	..DE.....	..NIA.....	SCA-St. Cloud Holdings, LLC	Ownership.....	100.000	UnitedHealth Group Incorporated	..NO.....	
		00000	75-2201400				St. Cloud Outpatient Surgery, Ltd., a Minnesota Limited Partnership	..MN.....	..NIA.....	St. Cloud Surgical Center, LLC	Ownership.....	16.992	UnitedHealth Group Incorporated	..NO.....	2
		00000	41-1348916				St. Cloud Surgical Center, LLC	..DE.....	..NIA.....	Surgery Center Holding, LLC	Ownership.....	100.000	UnitedHealth Group Incorporated	..NO.....	

ANNUAL STATEMENT FOR THE YEAR 2023 OF THE Oxford Health Plans (NJ), Inc.

**SCHEDULE Y**  
**PART 1A - DETAIL OF INSURANCE HOLDING COMPANY SYSTEM**

1	2	3	4	5	6	7	8	9	10	11	12	13	14	15	16
Group Code	Group Name	NAIC Company Code	ID Number	Federal RSSD	CIK	Name of Securities Exchange if Publicly Traded (U.S. or International)	Names of Parent, Subsidiaries Or Affiliates	Domiciliary Location	Relationship to Reporting Entity	Directly Controlled by (Name of Entity/Person)	Type of Control (Ownership, Board, Management, Attorney-in-Fact, Influence, Other)	If Control is Ownership Provide Percentage	Ultimate Controlling Entity(ies)/Person(s)	Is an SCA Filing Required? (Yes/No)	*
		00000	71-0918190				St. James HomeCare, L.L.C.	LA	NIA	Louisiana Health Care Group, L.L.C.	Ownership	100.000	UnitedHealth Group Incorporated	NO	
		00000	47-4955642				St. Landry Family Healthcare, LLC	LA	NIA	Louisiana Health Care Group, L.L.C.	Ownership	100.000	UnitedHealth Group Incorporated	NO	
		00000	61-1754451				St. Louis Specialty Surgical Center, LLC	MO	NIA	SCA-St. Louis Holdings, LLC	Ownership	55.719	UnitedHealth Group Incorporated	NO	
		00000	26-0730248				St. Mary's Medical Center Home Health Services, LLC	WV	NIA	West Virginia Health Care Group, LLC	Ownership	67.000	UnitedHealth Group Incorporated	NO	
		00000	85-3832363				Starship Securities LLC	DE	NIA	Brighter Financial, Inc.	Ownership	100.000	UnitedHealth Group Incorporated	NO	
		00000	85-2023852				Stonegate JV Partners, LLC	TX	NIA	SCA Stonegate Holdings, LLC	Ownership	39.216	UnitedHealth Group Incorporated	NO	2
		00000	20-1211544				Stonegate Surgery Center, L.P.	TX	NIA	Stonegate JV Partners, LLC	Ownership	58.170	UnitedHealth Group Incorporated	NO	
		00000	20-1211544				Stonegate Surgery Center, L.P.	TX	NIA	SCA Stonegate Holdings, LLC	Ownership	0.335	UnitedHealth Group Incorporated	NO	
		00000	47-4990107				Summer Street ASC, LLC	CT	NIA	SCA Specialty Holdings of Connecticut, LLC	Ownership	51.000	UnitedHealth Group Incorporated	NO	2
		00000	47-4990107				Summer Street ASC, LLC	CT	NIA	SC Affiliates, LLC	Ownership	8.058	UnitedHealth Group Incorporated	NO	2
		00000	88-4233584				Summit Cardiovascular Group, LLC	DE	NIA	OptumCare Specialty Practices Investments, LLC	Ownership	100.000	UnitedHealth Group Incorporated	NO	
		00000	32-0469351				Summit Properties - Muskogee, LLC	OK	NIA	OHP, LLC	Ownership	100.000	UnitedHealth Group Incorporated	NO	
		00000					Suncoast Healthcare Partnership, LLC	FL	NIA	LHC Health Care Group of Florida, LLC	Ownership	60.000	UnitedHealth Group Incorporated	NO	
		00000					Suncoast Partner-I, LLC	FL	NIA	Suncoast Healthcare Partnership, LLC	Ownership	100.000	UnitedHealth Group Incorporated	NO	
		00000					Suncoast Partner-II, LLC	FL	NIA	Suncoast Healthcare Partnership, LLC	Ownership	100.000	UnitedHealth Group Incorporated	NO	
		00000					Suncoast Partner-III, LLC	FL	NIA	Suncoast Healthcare Partnership, LLC	Ownership	100.000	UnitedHealth Group Incorporated	NO	
		00000					Suncoast Partnership-I, LLC	FL	NIA	Suncoast Healthcare Partnership, LLC	Ownership	100.000	UnitedHealth Group Incorporated	NO	
		00000					Suncoast Partnership-II, LLC	FL	NIA	Suncoast Healthcare Partnership, LLC	Ownership	100.000	UnitedHealth Group Incorporated	NO	
		00000					Suncoast Partnership-III, LLC	FL	NIA	Suncoast Healthcare Partnership, LLC	Ownership	100.000	UnitedHealth Group Incorporated	NO	
		00000	26-3549012				SunCrest Companion Services, LLC	TN	NIA	SunCrest Healthcare, Inc.	Ownership	100.000	UnitedHealth Group Incorporated	NO	
		00000	26-3548962				SunCrest Healthcare of East Tennessee, LLC	TN	NIA	SunCrest Healthcare, Inc.	Ownership	100.000	UnitedHealth Group Incorporated	NO	
		00000	71-1017674				SunCrest Healthcare of Middle TN, LLC	TN	NIA	SunCrest Healthcare, Inc.	Ownership	100.000	UnitedHealth Group Incorporated	NO	
		00000	37-1550880				SunCrest Healthcare of West Tennessee, LLC	TN	NIA	SunCrest Healthcare, Inc.	Ownership	100.000	UnitedHealth Group Incorporated	NO	
		00000	20-3701127				SunCrest Healthcare, Inc.	GA	NIA	OMNI Home Health Holdings, Inc.	Ownership	100.000	UnitedHealth Group Incorporated	NO	
		00000	45-2283548				SunCrest Home Health - Southside, LLC	GA	NIA	SunCrest Home Health of Georgia, Inc.	Ownership	60.000	UnitedHealth Group Incorporated	NO	
		00000	27-0678962				Suncrest Home Health of AL, Inc.	AL	NIA	SunCrest Healthcare, Inc.	Ownership	100.000	UnitedHealth Group Incorporated	NO	
		00000	45-1448026				SunCrest Home Health of Claiborne County, Inc.	TN	NIA	SunCrest Healthcare, Inc.	Ownership	100.000	UnitedHealth Group Incorporated	NO	
		00000	26-1911187				SunCrest Home Health of Georgia, Inc.	GA	NIA	SunCrest Healthcare, Inc.	Ownership	100.000	UnitedHealth Group Incorporated	NO	
		00000	27-3742641				SunCrest Home Health of Manchester, Inc.	TN	NIA	SunCrest Healthcare, Inc.	Ownership	100.000	UnitedHealth Group Incorporated	NO	
		00000	27-0678903				SunCrest Home Health of MO, Inc.	MO	NIA	SunCrest Healthcare, Inc.	Ownership	100.000	UnitedHealth Group Incorporated	NO	
		00000	27-2258905				SunCrest Home Health of Nashville, Inc.	TN	NIA	SunCrest Healthcare, Inc.	Ownership	100.000	UnitedHealth Group Incorporated	NO	
		00000	27-0678757				SunCrest Home Health of South GA, Inc.	GA	NIA	SunCrest Healthcare, Inc.	Ownership	100.000	UnitedHealth Group Incorporated	NO	
		00000	27-3742788				SunCrest Home Health of Tampa, LLC	FL	NIA	SunCrest Healthcare, Inc.	Ownership	100.000	UnitedHealth Group Incorporated	NO	
		00000	27-3742739				SunCrest LBL Holdings, Inc.	TN	NIA	SunCrest Healthcare, Inc.	Ownership	100.000	UnitedHealth Group Incorporated	NO	
		00000	27-0311512				SunCrest Outpatient Rehab Services of TN, LLC	TN	NIA	SunCrest Healthcare, Inc.	Ownership	100.000	UnitedHealth Group Incorporated	NO	
		00000	26-1910553				SunCrest Outpatient Rehab Services, LLC	TN	NIA	SunCrest Healthcare, Inc.	Ownership	100.000	UnitedHealth Group Incorporated	NO	
		00000	27-4199760				SunCrest Telehealth Services, Inc.	TN	NIA	SunCrest Healthcare, Inc.	Ownership	100.000	UnitedHealth Group Incorporated	NO	
		00000	87-0625250				Sundance Behavioral Resources, LLC	UT	NIA	Refresh Mental Health, Inc.	Ownership	100.000	UnitedHealth Group Incorporated	NO	
		00000	06-1082848				SunSurgery, LLC	DE	NIA	Surgical Care Affiliates, LLC	Ownership	100.000	UnitedHealth Group Incorporated	NO	
		00000	82-5164277				Surgery Center at Cherry Creek, LLC	CO	NIA	SCA-Denver Physicians Holdings, LLC	Ownership	100.000	UnitedHealth Group Incorporated	NO	
		00000	85-4085559				Surgery Center at Grove Creek, LLC	UT	NIA	SCA Grove Creek Holdings, LLC	Ownership	54.000	UnitedHealth Group Incorporated	NO	
		00000	82-5207693				Surgery Center at Kissing Camels, LLC	CO	NIA	SCA-Kissing Camels Holdings, LLC	Ownership	78.522	UnitedHealth Group Incorporated	NO	
		00000	85-4070407				Surgery Center at South Ogden, LLC	UT	NIA	SCA South Ogden Holdings, LLC	Ownership	61.993	UnitedHealth Group Incorporated	NO	
		00000	81-3129674				Surgery Center at St. Vincent, LLC	OR	NIA	Providence & SCA On-Campus Holdings, LLC	Ownership	54.000	UnitedHealth Group Incorporated	NO	2
		00000	62-1739361				Surgery Center Holding, LLC	DE	NIA	Surgical Care Affiliates, LLC	Ownership	100.000	UnitedHealth Group Incorporated	NO	

ANNUAL STATEMENT FOR THE YEAR 2023 OF THE Oxford Health Plans (NJ), Inc.

**SCHEDULE Y**  
**PART 1A - DETAIL OF INSURANCE HOLDING COMPANY SYSTEM**

1	2	3	4	5	6	7	8	9	10	11	12	13	14	15	16
Group Code	Group Name	NAIC Company Code	ID Number	Federal RSSD	CIK	Name of Securities Exchange if Publicly Traded (U.S. or International)	Names of Parent, Subsidiaries Or Affiliates	Domi-ciliary Location	Relation-ship to Reporting Entity	Directly Controlled by (Name of Entity/Person)	Type of Control (Ownership, Board, Management, Attorney-in-Fact, Influence, Other)	If Control is Ownership Provide Percentage	Ultimate Controlling Entity(ies)/Person(s)	Is an SCA Filing Re-quired? (Yes/No)	*
		00000	62-1509341				Surgery Center of Boca Raton, Inc.	FL	NIA	Surgical Health, LLC	Ownership	100.000	UnitedHealth Group Incorporated	NO	
		00000	63-1214140				Surgery Center of Colorado Springs, LLC	DE	NIA	SC Affiliates, LLC	Ownership	100.000	UnitedHealth Group Incorporated	NO	
		00000	42-1166764				Surgery Center of Des Moines, LLC	DE	NIA	Surgery Center Holding, LLC	Ownership	100.000	UnitedHealth Group Incorporated	NO	
		00000	72-1349752				Surgery Center of Easton, LLC	DE	NIA	SC Affiliates, LLC	Ownership	100.000	UnitedHealth Group Incorporated	NO	
		00000	63-1212213				Surgery Center of Ellicott City, Inc.	DE	NIA	SC Affiliates, LLC	Ownership	100.000	UnitedHealth Group Incorporated	NO	
		00000	20-1733152				Surgery Center of Fairfield County, LLC	DE	NIA	SunSurgery, LLC	Ownership	10.602	UnitedHealth Group Incorporated	NO	2
		00000	20-1733152				Surgery Center of Fairfield County, LLC	DE	NIA	SCA-Connecticut Partners, LLC	Ownership	51.000	UnitedHealth Group Incorporated	NO	2
		00000	92-3634096				Surgery Center of Highlands Ranch, LLC	CO	NIA	SC Affiliates, LLC	Ownership	100.000	UnitedHealth Group Incorporated	NO	
		00000	62-1179539				Surgery Center of Lexington, LLC	DE	NIA	SC Affiliates, LLC	Ownership	49.000	UnitedHealth Group Incorporated	NO	2
		00000	92-3945813				Surgery Center of Longs Peak, LLC	CO	NIA	SC Affiliates, LLC	Ownership	100.000	UnitedHealth Group Incorporated	NO	
		00000	62-1179537				Surgery Center of Louisville, LLC	DE	NIA	SC Affiliates, LLC	Ownership	100.000	UnitedHealth Group Incorporated	NO	
		00000	63-1231944				Surgery Center of Maui, LLC	DE	NIA	SC Affiliates, LLC	Ownership	100.000	UnitedHealth Group Incorporated	NO	
		00000	83-2600045				Surgery Center of Mt. Scott, LLC	OR	NIA	Providence & SCA Off-Campus Holdings, LLC	Ownership	51.000	UnitedHealth Group Incorporated	NO	2
		00000	63-1194204				Surgery Center of Muskogee, LLC	DE	NIA	SC Affiliates, LLC	Ownership	100.000	UnitedHealth Group Incorporated	NO	
		00000	68-0561185				Surgery Center of Pinehurst, L.L.C.	NC	NIA	SCA Pinehurst Holdings, LLC	Ownership	10.000	UnitedHealth Group Incorporated	NO	2
		00000	63-1212214				Surgery Center of Southern Pines, LLC	DE	NIA	Surgery Center Holding, LLC	Ownership	100.000	UnitedHealth Group Incorporated	NO	
		00000	82-3448050				Surgery Center of The Woodlands, LLC	TX	NIA	SCA-Woodlands Holdings, LLC	Ownership	54.790	UnitedHealth Group Incorporated	NO	
		00000	36-3562598				Surgery Centers of Des Moines, Ltd., an Iowa Limited Partnership	IA	NIA	Surgery Center of Des Moines, LLC	Ownership	60.600	UnitedHealth Group Incorporated	NO	
		00000	68-0282268				Surgery Centers-West Holdings, LLC	DE	NIA	Surgical Care Affiliates, LLC	Ownership	100.000	UnitedHealth Group Incorporated	NO	
		00000	20-8922307				Surgical Care Affiliates, LLC	DE	NIA	SCAI Holdings, LLC	Ownership	100.000	UnitedHealth Group Incorporated	NO	
		00000	46-2971080				Surgical Care Partners of Melbourne, LLC	DE	NIA	SHC Melbourne, Inc.	Ownership	76.164	UnitedHealth Group Incorporated	NO	
		00000	75-1925497				Surgical Caregivers of Fort Worth, LLC	TX	NIA	Surgical Care Affiliates, LLC	Influence	0.000	UnitedHealth Group Incorporated	NO	
		00000	63-1251243				Surgical Center of Greensboro, LLC	NC	NIA	NSC Greensboro, LLC	Ownership	35.716	UnitedHealth Group Incorporated	NO	2
		00000	22-2709324				Surgical Center of South Jersey, Limited Partnership	NJ	NIA	SCA-South Jersey, LLC	Ownership	69.017	UnitedHealth Group Incorporated	NO	2
		00000	22-2709324				Surgical Center of South Jersey, Limited Partnership	NJ	NIA	SC Affiliates, LLC	Ownership	3.308	UnitedHealth Group Incorporated	NO	2
		00000	63-1138507				Surgical Center of Tuscaloosa Holdings, LLC	AL	NIA	Surgical Care Affiliates, LLC	Ownership	100.000	UnitedHealth Group Incorporated	NO	
		00000	88-2585662				Surgical Center of TVH, LLC	ID	NIA	Treasure Valley Hospital Limited Partnership	Ownership	100.000	UnitedHealth Group Incorporated	NO	
		00000	65-1321064				Surgical Eye Experts, LLC	MA	NIA	Reliant Medical Group, Inc.	Ownership	100.000	UnitedHealth Group Incorporated	NO	1
		00000	58-1941168				Surgical Health, LLC	DE	NIA	Surgical Care Affiliates, LLC	Ownership	100.000	UnitedHealth Group Incorporated	NO	
		00000	84-4983977				Surgical Management Solutions, LLC	DE	NIA	SC Affiliates, LLC	Ownership	100.000	UnitedHealth Group Incorporated	NO	
		00000	22-2529259				Surgicare of Central Jersey, LLC	NJ	NIA	Virtua-SCA Holdings, LLC	Ownership	55.000	UnitedHealth Group Incorporated	NO	2
		00000	64-0629000				Surgicare of Jackson, LLC	DE	NIA	Surgery Center Holding, LLC	Ownership	100.000	UnitedHealth Group Incorporated	NO	
		00000	75-2162993				Surgicare of Jackson, Ltd., a Mississippi Limited Partnership	MS	NIA	Surgicare of Jackson, LLC	Ownership	39.500	UnitedHealth Group Incorporated	NO	2
		00000	75-2287141				Surgicare of Joliet, Inc.	IL	NIA	Surgery Center Holding, LLC	Ownership	100.000	UnitedHealth Group Incorporated	NO	
		00000	75-2501191				Surgicare of La Veta, Inc.	CA	NIA	Surgery Centers-West Holdings, LLC	Ownership	100.000	UnitedHealth Group Incorporated	NO	
		00000	75-2507129				Surgicare of La Veta, Ltd., a California Limited Partnership	CA	NIA	Beach Surgical Holdings III, LLC	Ownership	30.666	UnitedHealth Group Incorporated	NO	2
		00000	41-1437636				Surgicare of Minneapolis, LLC	DE	NIA	Surgery Center Holding, LLC	Ownership	100.000	UnitedHealth Group Incorporated	NO	
		00000	41-1624905				Surgicare of Minneapolis, Ltd., a Minnesota Limited Partnership	MN	NIA	Surgicare of Minneapolis, LLC	Ownership	20.654	UnitedHealth Group Incorporated	NO	2
		00000	75-2459713				Surgicare of Mobile, LLC	DE	NIA	Surgery Center Holding, LLC	Ownership	100.000	UnitedHealth Group Incorporated	NO	
		00000	75-2459715				Surgicare of Mobile, Ltd.	AL	NIA	Surgicare of Mobile, LLC	Ownership	20.000	UnitedHealth Group Incorporated	NO	2
		00000	75-2448926				Surgicare of Oceanside, Inc.	CA	NIA	Surgery Center Holding, LLC	Ownership	100.000	UnitedHealth Group Incorporated	NO	
		00000	75-2184730				Surgicare of Owensboro, LLC	DE	NIA	Surgery Center Holding, LLC	Ownership	100.000	UnitedHealth Group Incorporated	NO	
		00000	75-2200171				Surgicare of Salem, LLC	DE	NIA	Surgery Center Holding, LLC	Ownership	100.000	UnitedHealth Group Incorporated	NO	

ANNUAL STATEMENT FOR THE YEAR 2023 OF THE Oxford Health Plans (NJ), Inc.

**SCHEDULE Y**  
**PART 1A - DETAIL OF INSURANCE HOLDING COMPANY SYSTEM**

1	2	3	4	5	6	7	8	9	10	11	12	13	14	15	16
Group Code	Group Name	NAIC Company Code	ID Number	Federal RSSD	CIK	Name of Securities Exchange if Publicly Traded (U.S. or International)	Names of Parent, Subsidiaries Or Affiliates	Domi-ciliary Location	Relation-ship to Reporting Entity	Directly Controlled by (Name of Entity/Person)	Type of Control (Ownership, Board, Management, Attorney-in-Fact, Influence, Other)	If Control is Ownership Provide Percentage	Ultimate Controlling Entity(ies)/Person(s)	Is an SCA Filing Re-quired? (Yes/No)	*
		00000	35-1975122				Surgicare, LLC	IN	NIA	SCA-Surgicare, LLC	Ownership	53.684	UnitedHealth Group Incorporated	NO	
		00000	95-3329855				Surgicenters of Southern California, Inc.	CA	NIA	Surgery Center Holding, LLC	Ownership	100.000	UnitedHealth Group Incorporated	NO	
		00000	86-1047772				Surprise Health Center, PLLC	AZ	NIA	Physician United PLLC	Ownership	100.000	UnitedHealth Group Incorporated	NO	1
		00000	20-5176158				Susan Albright P.L.C.	AZ	NIA	Physician United PLLC	Ownership	100.000	UnitedHealth Group Incorporated	NO	1
		00000	92-0746093				SVHS-SCA Emerald Coast JV, LLC	FL	NIA	SCA-Fort Walton, Inc.	Ownership	49.000	UnitedHealth Group Incorporated	NO	2
		00000	85-0571986				SVHS-SCA Florida JV, LLC	DE	NIA	SCA-Sacred Heart Holdings, LLC	Ownership	49.000	UnitedHealth Group Incorporated	NO	2
		00000	82-3283507				SNF Home Care Services, LLC	FL	NIA	AF-CH-HH, LLC	Ownership	100.000	UnitedHealth Group Incorporated	NO	
		00000	93-1172065				Talbert Medical Group, P.C.	CA	NIA	HealthCare Partners Affiliates Medical Group	Ownership	100.000	UnitedHealth Group Incorporated	NO	1
		00000					Tecnología de Información en Salud S.A.	CHL	NIA	Clínica Santa María S.p.A.	Ownership	50.000	UnitedHealth Group Incorporated	NO	
		00000					Tecnología de Información en Salud S.A.	CHL	NIA	Clínica Dávila y Servicios Médicos S.p.A.	Ownership	50.000	UnitedHealth Group Incorporated	NO	
		00000	20-3427231				Tennessee Health Care Group, LLC	TN	NIA	LHC Group, Inc.	Ownership	100.000	UnitedHealth Group Incorporated	NO	
		00000	36-4855333				Tennessee In-Home Healthcare Partnership-I, LLC	TN	NIA	In-Home Healthcare Partnership, LLC	Ownership	100.000	UnitedHealth Group Incorporated	NO	
		00000	37-1843674				Tennessee In-Home Healthcare Partnership-II, LLC	TN	NIA	In-Home Healthcare Partnership, LLC	Ownership	100.000	UnitedHealth Group Incorporated	NO	
		00000	61-1863937				Tennessee In-Home Healthcare Partnership-III, LLC	TN	NIA	In-Home Healthcare Partnership, LLC	Ownership	100.000	UnitedHealth Group Incorporated	NO	
		00000	85-1878206				Tennessee In-Home Healthcare Partnership-IV, LLC	TN	NIA	In-Home Healthcare Partnership, LLC	Ownership	100.000	UnitedHealth Group Incorporated	NO	
		00000	81-4903487				Tennessee In-Home Partner-I, LLC	TN	NIA	Tennessee In-Home Healthcare Partnership-I, LLC	Ownership	100.000	UnitedHealth Group Incorporated	NO	
		00000	81-4736011				Tennessee In-Home Partner-II, LLC	TN	NIA	Tennessee In-Home Healthcare Partnership-II, LLC	Ownership	100.000	UnitedHealth Group Incorporated	NO	
		00000	82-3982817				Tennessee In-Home Partner-III, LLC	TN	NIA	Tennessee In-Home Healthcare Partnership-III, LLC	Ownership	100.000	UnitedHealth Group Incorporated	NO	
		00000	85-1877933				Tennessee In-Home Partner-IV, LLC	TN	NIA	Tennessee In-Home Healthcare Partnership-IV, LLC	Ownership	100.000	UnitedHealth Group Incorporated	NO	
		00000	62-1049414				Tennessee Nursing Services of Morristown, Inc.	TN	NIA	SunCrest Home Health of Claiborne County, Inc.	Ownership	100.000	UnitedHealth Group Incorporated	NO	
		00000	83-2129924				Tennessee Physical Therapy Services of Kingsport, LLC	TN	NIA	Tennessee Health Care Group, LLC	Ownership	100.000	UnitedHealth Group Incorporated	NO	
		00000	83-2743288				Tennessee Physical Therapy Services of Knoxville, LLC	TN	NIA	Tennessee Health Care Group, LLC	Ownership	100.000	UnitedHealth Group Incorporated	NO	
		00000	87-2087086				Tennessee Physical Therapy Services of Memphis, LLC	TN	NIA	Tennessee Health Care Group, LLC	Ownership	100.000	UnitedHealth Group Incorporated	NO	
		00000	86-2321464				Tennessee Physical Therapy Services of Juliet, LLC	TN	NIA	Tennessee Health Care Group, LLC	Ownership	100.000	UnitedHealth Group Incorporated	NO	
		00000	02-0732711				Texas Health Care Group Holdings, LLC	LA	NIA	LHC Group, Inc.	Ownership	100.000	UnitedHealth Group Incorporated	NO	
		00000	41-2076211				Texas Health Care Group of Texarkana, L.L.C.	TX	NIA	Southwest Post-Acute Care Partnership, LLC	Ownership	100.000	UnitedHealth Group Incorporated	NO	
		00000	27-0075424				Texas Health Care Group of The Golden Triangle, LLC	TX	NIA	Texas Health Care Group, L.L.C.	Ownership	81.250	UnitedHealth Group Incorporated	NO	
		00000	62-1850044				Texas Health Care Group, L.L.C.	TX	NIA	LHC Group, Inc.	Ownership	100.000	UnitedHealth Group Incorporated	NO	
		00000	38-3897811				Texas Health Craig Ranch Surgery Center, LLC	TX	NIA	Surgical Care Affiliates, LLC	Influence	0.000	UnitedHealth Group Incorporated	NO	
		00000	80-0866449				Texas Health Flower Mound Orthopedic Surgery Center, LLC	TX	NIA	Surgical Care Affiliates, LLC	Influence	0.000	UnitedHealth Group Incorporated	NO	
		00000	81-4977249				Texas Health Orthopedic Surgery Center Alliance, LLC	TX	NIA	Surgical Care Affiliates, LLC	Influence	0.000	UnitedHealth Group Incorporated	NO	
		00000	82-2296081				Texas Health Surgery Center Alliance, LLC	TX	NIA	Surgical Care Affiliates, LLC	Influence	0.000	UnitedHealth Group Incorporated	NO	

ANNUAL STATEMENT FOR THE YEAR 2023 OF THE Oxford Health Plans (NJ), Inc.

**SCHEDULE Y**  
**PART 1A - DETAIL OF INSURANCE HOLDING COMPANY SYSTEM**

1	2	3	4	5	6	7	8	9	10	11	12	13	14	15	16
Group Code	Group Name	NAIC Company Code	ID Number	Federal RSSD	CIK	Name of Securities Exchange if Publicly Traded (U.S. or International)	Names of Parent, Subsidiaries Or Affiliates	Domi-ciliary Location	Relation-ship to Reporting Entity	Directly Controlled by (Name of Entity/Person)	Type of Control (Ownership, Board, Management, Attorney-in-Fact, Influence, Other)	If Control is Ownership Provide Percentage	Ultimate Controlling Entity(ies)/Person(s)	Is an SCA Filing Re-quired? (Yes/No)	*
		00000	82-1307876				Texas Health Surgery Center Bedford, LLC	TX	NIA	Surgical Care Affiliates, LLC	Influence	0.000	UnitedHealth Group Incorporated	NO	
		00000	85-1225852				Texas Health Surgery Center Chisholm Trail, LLC	TX	NIA	Surgical Care Affiliates, LLC	Influence	0.000	UnitedHealth Group Incorporated	NO	
		00000	92-3847064				Texas Health Surgery Center Forney, LLC	TX	NIA	Surgical Care Affiliates, LLC	Influence	0.000	UnitedHealth Group Incorporated	NO	
		00000	83-1085415				Texas Health Surgery Center Irving, LLC	TX	NIA	Surgical Care Affiliates, LLC	Influence	0.000	UnitedHealth Group Incorporated	NO	
		00000	83-0781259				Texas Health Surgery Center Las Colinas, LLC	TX	NIA	Surgical Care Affiliates, LLC	Influence	0.000	UnitedHealth Group Incorporated	NO	
		00000	20-3991622				Texas Health Surgery Center Preston Plaza, LLC	TX	NIA	Surgical Care Affiliates, LLC	Influence	0.000	UnitedHealth Group Incorporated	NO	
		00000	47-4425996				Texas Health Surgery Center Rockwall, LLC	TX	NIA	Surgical Care Affiliates, LLC	Influence	0.000	UnitedHealth Group Incorporated	NO	
		00000	88-4370079				Texas Health Surgery Center Royse City, LLC	TX	NIA	Surgical Care Affiliates, LLC	Influence	0.000	UnitedHealth Group Incorporated	NO	
		00000	84-3814490				Texas Health Surgery Center Southwest Fort Worth, LLC	TX	NIA	Surgical Care Affiliates, LLC	Influence	0.000	UnitedHealth Group Incorporated	NO	
		00000	84-1953918				Texas Health Surgery Center Willow Park, LLC	TX	NIA	Surgical Care Affiliates, LLC	Influence	0.000	UnitedHealth Group Incorporated	NO	
		00000	86-3380429				Texas Physical Therapy Services of Baytown, LLC	TX	NIA	Texas Health Care Group, L.L.C.	Ownership	100.000	UnitedHealth Group Incorporated	NO	
		00000	88-2072971				Texas Physical Therapy Services of Burleson, LLC	TX	NIA	Texas Health Care Group, L.L.C.	Ownership	100.000	UnitedHealth Group Incorporated	NO	
		00000	52-1468699				The Advisory Board Company	DE	NIA	OptumInsight, Inc.	Ownership	100.000	UnitedHealth Group Incorporated	NO	
		00000	31-1426870				The Center for Cognitive and Behavioral Therapy of Greater Columbus, Inc.	OH	NIA	Refresh Mental Health, Inc.	Ownership	100.000	UnitedHealth Group Incorporated	NO	
		00000	02-0487579				The Center for Eating Disorders Management, Inc.	NH	NIA	Refresh Management, LLC	Ownership	100.000	UnitedHealth Group Incorporated	NO	
0707	UnitedHealth Group Incorporated	61832	52-0676509				The Chesapeake Life Insurance Company	OK	IA	HealthMarkets Group, Inc.	Ownership	100.000	UnitedHealth Group Incorporated	NO	
		00000	91-0214500				The Everett Clinic, PLLC	WA	NIA	Everett Physicians, Inc. P.S.	Ownership	100.000	UnitedHealth Group Incorporated	NO	1
		00000	20-5562797				The Eye Surgery Center of the Carolinas, L.P.	NC	NIA	Surgery Center of Southern Pines, LLC	Ownership	20.000	UnitedHealth Group Incorporated	NO	2
		00000	56-1970224				The Lewin Group, Inc.	NC	NIA	Optum Public Sector Solutions, Inc.	Ownership	100.000	UnitedHealth Group Incorporated	NO	
		00000	61-1409045				The Outpatient Surgery Center of Hilton Head, LLC	SC	NIA	SCA-Hilton Head, LLC	Ownership	20.000	UnitedHealth Group Incorporated	NO	2
		00000	83-1192367				The Polyclinic MSO, LLC	DE	NIA	Collaborative Care Holdings, LLC	Ownership	80.100	UnitedHealth Group Incorporated	NO	
		00000	91-0369070				The Polyclinic, PLLC	WA	NIA	Polyclinic Holdings, P.C.	Ownership	100.000	UnitedHealth Group Incorporated	NO	1
		00000	20-8357849				The Potter's House Family & Children Treatment Center, LLC	GA	NIA	Physician(s) Owned	Influence	0.000	UnitedHealth Group Incorporated	NO	1
		00000	72-1349755				The Surgery Center of Easton, L.P.	TN	NIA	Surgery Center of Easton, LLC	Ownership	49.000	UnitedHealth Group Incorporated	NO	2
		00000	06-1552689				The Surgical Center of Connecticut, LLC	CT	NIA	SCA-Main Street, LLC	Ownership	88.309	UnitedHealth Group Incorporated	NO	2
		00000	37-1446353				The Surgical Center of the Treasure Coast, L.L.C.	FL	NIA	SCA-St. Lucie, LLC	Ownership	51.000	UnitedHealth Group Incorporated	NO	
		00000	46-5461304				The Tabor Therapy Group, Inc.	IL	NIA	Physician(s) Owned	Influence	0.000	UnitedHealth Group Incorporated	NO	1
		00000	20-8862235				Thomas Home Health, LLC	AL	NIA	Alabama Health Care Group, LLC	Ownership	67.000	UnitedHealth Group Incorporated	NO	
		00000	26-1579919				Thomas Johnson Surgery Center, LLC	MD	NIA	SCA-Frederick, LLC	Ownership	70.000	UnitedHealth Group Incorporated	NO	
		00000	25-1825549				Three Rivers Holdings, Inc.	DE	NIA	AmeriChoice Corporation	Ownership	100.000	UnitedHealth Group Incorporated	NO	
		00000	27-0705907				Three Rivers HomeCare, LLC	OR	NIA	Oregon Health Care Group, LLC	Ownership	75.000	UnitedHealth Group Incorporated	NO	
		00000	59-3143128				Tmesys, LLC	FL	NIA	PMI Acquisition, LLC	Ownership	100.000	UnitedHealth Group Incorporated	NO	
		00000	45-2856177				Tomball Texas Home Care Services, LLC	DE	NIA	AFAM Holding Co, LLC	Ownership	100.000	UnitedHealth Group Incorporated	NO	
		00000	98-1287904				Topimagem Diagnóstico por Imagem Ltda.	BRA	NIA	S.A. - Empresa de Serviços Hospitalares	Ownership	100.000	UnitedHealth Group Incorporated	NO	
		00000	92-2981104				Total Surgery Center, LLC	FL	NIA	SCA Total Holdings, LLC	Ownership	51.000	UnitedHealth Group Incorporated	NO	
		00000	83-1528858				Trails Edge Surgery Center, LLC	FL	NIA	SCA-Bonita Springs, LLC	Ownership	51.000	UnitedHealth Group Incorporated	NO	
		00000	83-1528858				Trails Edge Surgery Center, LLC	FL	NIA	SC Affiliates, LLC	Ownership	11.670	UnitedHealth Group Incorporated	NO	

ANNUAL STATEMENT FOR THE YEAR 2023 OF THE Oxford Health Plans (NJ), Inc.

**SCHEDULE Y**  
**PART 1A - DETAIL OF INSURANCE HOLDING COMPANY SYSTEM**

1	2	3	4	5	6	7	8	9	10	11	12	13	14	15	16
Group Code	Group Name	NAIC Company Code	ID Number	Federal RSSD	CIK	Name of Securities Exchange if Publicly Traded (U.S. or International)	Names of Parent, Subsidiaries Or Affiliates	Domi-ciliary Location	Relation-ship to Reporting Entity	Directly Controlled by (Name of Entity/Person)	Type of Control (Ownership, Board, Management, Attorney-in-Fact, Influence, Other)	If Control is Ownership Provide Percentage	Ultimate Controlling Entity(ies)/Person(s)	Is an SCA Filing Re-quired? (Yes/No)	*
		00000	84-2324145				Transformer DE I, LLC	DE	NIA	Collaborative Care Holdings, LLC	Ownership	100.000	UnitedHealth Group Incorporated	NO	
		00000	84-2323758				Transformer DE II, LLC	DE	NIA	Collaborative Care Holdings, LLC	Ownership	100.000	UnitedHealth Group Incorporated	NO	
		00000	87-4490776				Transformer TX Holdings, LLC	TX	NIA	Collaborative Care Holdings, LLC	Ownership	45.161	UnitedHealth Group Incorporated	NO	
		00000	87-4490776				Transformer TX Holdings, LLC	TX	NIA	Transformer DE I, LLC	Ownership	18.362	UnitedHealth Group Incorporated	NO	
		00000	87-4490776				Transformer TX Holdings, LLC	TX	NIA	Transformer DE II, LLC	Ownership	18.362	UnitedHealth Group Incorporated	NO	
		00000	52-1431155				Travel Express Incorporated	MD	NIA	FrontierMEDX, Inc.	Ownership	100.000	UnitedHealth Group Incorporated	NO	
		00000	46-2613170				Treasure Valley Emerald Properties, LLC	DE	NIA	Treasure Valley Hospital Limited Partnership	Ownership	100.000	UnitedHealth Group Incorporated	NO	2
		00000	33-0592165				Treasure Valley Hospital Limited Partnership	ID	NIA	Surgical Health, LLC	Ownership	38.988	UnitedHealth Group Incorporated	NO	2
		00000	20-2386707				Tri-County Surgery Center, LLC	PA	NIA	Virtua-SCA Holdings II, LLC	Ownership	55.000	UnitedHealth Group Incorporated	NO	2
		00000	71-0917928				Tri-Parish Community HomeCare, L.L.C.	LA	NIA	Louisiana Health Care Group, L.L.C.	Ownership	100.000	UnitedHealth Group Incorporated	NO	
		00000	26-2552129				Triangle Counseling Agency, Inc.	NC	NIA	Physician(s) Owned	Influence	0.000	UnitedHealth Group Incorporated	NO	1
		00000	26-3539405				Trigg County Home Health, Inc.	KY	NIA	SunCrest LBL Holdings, Inc.	Ownership	100.000	UnitedHealth Group Incorporated	NO	
		00000	81-3354819				TTCP-SR Holdings, Inc.	DE	NIA	Change Healthcare Solutions, LLC	Ownership	100.000	UnitedHealth Group Incorporated	NO	
		00000	30-0838429				Tucson Home Care Services, LLC	DE	NIA	AF-CH-HH, LLC	Ownership	100.000	UnitedHealth Group Incorporated	NO	
		00000	93-1677251				Tuscaloosa Anesthesia Associates, LLC	DE	NIA	Tuscaloosa Surgical Center, L.P.	Ownership	100.000	UnitedHealth Group Incorporated	NO	
		00000	63-0974161				Tuscaloosa Surgical Center, L.P.	AL	NIA	Surgical Center of Tuscaloosa Holdings, LLC	Ownership	20.000	UnitedHealth Group Incorporated	NO	2
		00000	27-1000828				Twin Lakes Home Health Agency, LLC	KY	NIA	Kentucky Health Care Group, LLC	Ownership	75.000	UnitedHealth Group Incorporated	NO	
		00000	94-3077084				U.S. Behavioral Health Plan, California	CA	IA	United Behavioral Health	Ownership	100.000	UnitedHealth Group Incorporated	NO	
		00000	92-3906209				UCH-SCA LPSC Holdings, LLC	DE	NIA	SC Affiliates, LLC	Ownership	100.000	UnitedHealth Group Incorporated	NO	
		00000	92-1499968				UCHealth HRH-SCA Holdings, LLC	DE	NIA	SC Affiliates, LLC	Ownership	100.000	UnitedHealth Group Incorporated	NO	
		00000	26-1232189				UCSD Ambulatory Surgery Center, LLC	DE	NIA	UCSD-SCA Holdings II, LLC	Ownership	52.545	UnitedHealth Group Incorporated	NO	2
		00000	82-2326631				UCSD Center for Surgery of Encinitas, L.P.	CA	NIA	UCSD-SCA Holdings I, LLC	Ownership	60.382	UnitedHealth Group Incorporated	NO	2
		00000	82-2218664				UCSD Surgical Center of San Diego, LLC	CA	NIA	UCSD-SCA Holdings I, LLC	Ownership	51.004	UnitedHealth Group Incorporated	NO	2
		00000	81-3287291				UCSD-SCA Holdings I, LLC	DE	NIA	SCA-Encinitas, Inc.	Ownership	49.000	UnitedHealth Group Incorporated	NO	2
		00000	81-3144140				UCSD-SCA Holdings II, LLC	DE	NIA	SCA-San Diego, Inc.	Ownership	49.000	UnitedHealth Group Incorporated	NO	2
		00000	98-1388279				UHC Finance (Ireland) Limited	IRL	NIA	UnitedHealth Group International Finance (Ireland) Unlimited Company	Ownership	100.000	UnitedHealth Group Incorporated	NO	
		00000	41-1913059				UHC International Services, Inc.	DE	NIA	UnitedHealth Group Incorporated	Ownership	100.000	UnitedHealth Group Incorporated	NO	
		00000	95-2931460				UHC of California	CA	IA	United HealthCare Services, Inc.	Ownership	100.000	UnitedHealth Group Incorporated	NO	
		00000	98-1103713				UHC - FZE	ARE	NIA	UnitedHealthcare Global Medical (UK) Limited	Ownership	100.000	UnitedHealth Group Incorporated	NO	
		00000	98-1372063				UHC Holdings (Ireland) Limited	IRL	NIA	United HealthCare Services, Inc.	Ownership	100.000	UnitedHealth Group Incorporated	NO	
		00000	98-1372064				UHC Services (Ireland) Limited	IRL	NIA	UHC Holdings (Ireland) Limited	Ownership	100.000	UnitedHealth Group Incorporated	NO	
		00000					UHG Holdings 1 (Ireland) Unlimited Company	IRL	NIA	UHG International (Ireland) Unlimited Company	Ownership	96.705	UnitedHealth Group Incorporated	NO	
		00000					UHG Holdings 1 (Ireland) Unlimited Company	IRL	NIA	Bordeaux International Holdings, Inc.	Ownership	3.295	UnitedHealth Group Incorporated	NO	
		00000					UHG Holdings 3 (Ireland) Unlimited Company	IRL	NIA	Bordeaux UK Holdings II Limited	Ownership	100.000	UnitedHealth Group Incorporated	NO	
		00000	98-0559902				UHG Holdings UK IV Limited	GBR	NIA	Bordeaux UK Holdings I Limited	Ownership	99.993	UnitedHealth Group Incorporated	NO	
		00000	98-0559902				UHG Holdings UK IV Limited	GBR	NIA	Bordeaux (Barbados) Holdings I, SRL	Ownership	0.007	UnitedHealth Group Incorporated	NO	
		00000	98-1249178				UHG Holdings UK V Limited	GBR	NIA	UHG Holdings UK IV Limited	Ownership	100.000	UnitedHealth Group Incorporated	NO	
		00000	98-1390073				UHG Holdings UK VI Limited	GBR	NIA	UnitedHealthcare Europe S.à.r.l.	Ownership	100.000	UnitedHealth Group Incorporated	NO	
		00000					UHG Holdings UK VII Limited	GBR	NIA	Bordeaux Holdings, LLC	Ownership	100.000	UnitedHealth Group Incorporated	NO	
		00000					UHG International (Ireland) Unlimited Company	IRL	NIA	FrontierMEDX US, Inc.	Ownership	100.000	UnitedHealth Group Incorporated	NO	
		00000	41-1921008				UHC Holdings, Inc.	DE	NIA	United HealthCare Services, Inc.	Ownership	100.000	UnitedHealth Group Incorporated	NO	
		00000	39-1995276				UMR, Inc.	DE	NIA	United HealthCare Services, Inc.	Ownership	100.000	UnitedHealth Group Incorporated	NO	
		00000	98-1444648				Unidad Médica Diagnóstico S.A.	COL	NIA	Colmedica Medicina Prepagada S.A.	Ownership	92.380	UnitedHealth Group Incorporated	NO	

ANNUAL STATEMENT FOR THE YEAR 2023 OF THE Oxford Health Plans (NJ), Inc.

**SCHEDULE Y**

**PART 1A - DETAIL OF INSURANCE HOLDING COMPANY SYSTEM**

1	2	3	4	5	6	7	8	9	10	11	12	13	14	15	16
Group Code	Group Name	NAIC Company Code	ID Number	Federal RSSD	CIK	Name of Securities Exchange if Publicly Traded (U.S. or International)	Names of Parent, Subsidiaries Or Affiliates	Domi-ciliary Location	Relation-ship to Reporting Entity	Directly Controlled by (Name of Entity/Person)	Type of Control (Ownership, Board, Management, Attorney-in-Fact, Influence, Other)	If Control is Ownership Provide Percentage	Ultimate Controlling Entity(ies)/Person(s)	Is an SCA Filing Re-quired? (Yes/No)	*
.0707	UnitedHealth Group Incorporated	00000 91529	98-144648 52-1996029				Unidad Médica Diagnóstico S.A. Unimerica Insurance Company Unimerica Life Insurance Company of New York	.COL .WI	.NIA .IA	Banmedica Internacional SpA OptumHealth Holdings, LLC	Ownership Ownership	7.620 100.000	UnitedHealth Group Incorporated UnitedHealth Group Incorporated	NO NO	
.0707	UnitedHealth Group Incorporated	11596 00000 00000	01-0637149 20-5917714 94-2649097				Unison Health Plan of Delaware, Inc. United Behavioral Health United Behavioral Health of New York, I.P.A., Inc.	.NY .DE .CA	.IA .NIA .NIA	UnitedHealthcare Insurance Company Three Rivers Holdings, Inc. OptumHealth Holdings, LLC	Ownership Ownership Ownership	100.000 100.000 100.000	UnitedHealth Group Incorporated UnitedHealth Group Incorporated UnitedHealth Group Incorporated	NO NO NO	
		00000 00000 00000	41-1868911 75-2583080 41-1289245	3410132			United Behavioral Health United Group Reinsurance, Inc. United HealthCare Services, Inc.	.NY .TCA .MN	.NIA .NIA .NIA	United Behavioral Health HealthMarkets, LLC UnitedHealth Group Incorporated	Ownership Ownership Ownership	100.000 100.000 100.000	UnitedHealth Group Incorporated UnitedHealth Group Incorporated UnitedHealth Group Incorporated	NO NO NO	
		00000 00000 00000	30-0318238 01-0538317 41-1321939	4665014	0000731766	New York Stock Exchange	United Resource Networks IPA of New York, Inc. UnitedHealth Advisors, LLC UnitedHealth Group Incorporated	.NY .ME .DE	.NIA .NIA .UIP	OptumHealth Care Solutions, LLC United HealthCare Services, Inc. Self	Ownership Ownership Ownership	100.000 100.000 100.000	UnitedHealth Group Incorporated UnitedHealth Group Incorporated UnitedHealth Group Incorporated	NO NO NO	
		00000 00000 00000	98-1422474 46-3311984 41-1917398				UnitedHealth Group International Finance (Ireland) Unlimited Company UnitedHealth Group Ventures, LLC UnitedHealth International, Inc.	.IRL .DE .DE	.NIA .NIA .NIA	UnitedHealthcare Europe S.á r.l. UnitedHealth Group Incorporated UnitedHealth Group Incorporated	Ownership Ownership Ownership	100.000 100.000 100.000	UnitedHealth Group Incorporated UnitedHealth Group Incorporated UnitedHealth Group Incorporated	NO NO NO	
.0707	UnitedHealth Group Incorporated	00000 95174	26-2574977 33-0115163				UnitedHealth Military & Veterans Services, LLC UnitedHealthcare Benefits of Texas, Inc. UnitedHealthcare Benefits Plan of California	.DE .TX .CA	.NIA .IA .IA	United HealthCare Services, Inc. United HealthCare Services, Inc. United HealthCare Services, Inc.	Ownership Ownership Ownership	100.000 100.000 100.000	UnitedHealth Group Incorporated UnitedHealth Group Incorporated UnitedHealth Group Incorporated	NO NO NO	
		00000	47-3221444				UnitedHealthcare Community Plan of California, Inc.	.CA	.IA	United HealthCare Services, Inc.	Ownership	100.000	UnitedHealth Group Incorporated	NO	
.0707	UnitedHealth Group Incorporated	13168	26-2688274				UnitedHealthcare Community Plan of Georgia, Inc.	.GA	.IA	AmeriChoice Corporation	Ownership	100.000	UnitedHealth Group Incorporated	NO	
.0707	UnitedHealth Group Incorporated	12323	56-2451429				UnitedHealthcare Community Plan of Ohio, Inc.	.OH	.IA	Three Rivers Holdings, Inc.	Ownership	100.000	UnitedHealth Group Incorporated	NO	
.0707	UnitedHealth Group Incorporated	11141	91-2008361				UnitedHealthcare Community Plan of Texas, L.L.C.	.TX	.IA	Ovations, Inc.	Ownership	100.000	UnitedHealth Group Incorporated	NO	
.0707	UnitedHealth Group Incorporated	95467	38-3204052				UnitedHealthcare Consulting & Assistance Service (Beijing) Co., Ltd.	.MI .CHN	.IA .NIA	AmeriChoice Corporation UnitedHealthcare International I B.V.	Ownership Ownership	100.000 100.000	UnitedHealth Group Incorporated UnitedHealth Group Incorporated	NO NO	
.0707	UnitedHealth Group Incorporated	00000 00000	98-1200034 98-1199879				UnitedHealthcare Europe S.á r.l.	.LUX	.NIA	Bordeaux UK Holdings II Limited	Ownership	100.000	UnitedHealth Group Incorporated	NO	
.0707	UnitedHealth Group Incorporated	15737 00000	47-3788473 30-0858646				UnitedHealthcare Freedom Insurance Company UnitedHealthcare Freedom Plans, Inc.	.NH .DE	.IA .NIA	UnitedHealthcare Freedom Plans, Inc. United HealthCare Services, Inc.	Ownership Ownership	100.000 100.000	UnitedHealth Group Incorporated UnitedHealth Group Incorporated	NO NO	
.0707	UnitedHealth Group Incorporated	00000 79413	98-1029201 36-2739571				UnitedHealthcare Global Medical (UK) Limited UnitedHealthcare Insurance Company UnitedHealthcare Insurance Company of America	.GBR .CT .IL	.NIA .IA .IA	UnitedHealthcare International I B.V. UHC Holdings, Inc. United HealthCare Services, Inc.	Ownership Ownership Ownership	100.000 100.000 100.000	UnitedHealth Group Incorporated UnitedHealth Group Incorporated UnitedHealth Group Incorporated	NO NO NO	
.0707	UnitedHealth Group Incorporated	84549	38-2044243				UnitedHealthcare Insurance Company of Illinois	.IL	.IA	UnitedHealthcare Insurance Company	Ownership	100.000	UnitedHealth Group Incorporated	NO	
.0707	UnitedHealth Group Incorporated	60318	36-3800349				UnitedHealthcare Insurance Company of New York	.IL .NY	.IA .IA	UnitedHealthcare Insurance Company	Ownership	100.000	UnitedHealth Group Incorporated	NO	
.0707	UnitedHealth Group Incorporated	60093	11-3283886				UnitedHealthcare Insurance Company of the River Valley	.NY .IL	.IA .IA	UnitedHealthcare Insurance Company UnitedHealthcare, Inc.	Ownership	100.000	UnitedHealth Group Incorporated	NO	
.0707	UnitedHealth Group Incorporated	12231	20-1902768				UnitedHealthcare Insurance Designated Activity Company	.IL .IRL	.IA .NIA	UnitedHealthcare, Inc. UHC Holdings (Ireland) Limited	Ownership	100.000	UnitedHealth Group Incorporated	NO	
		00000 00000	98-1372065 86-0618309				UnitedHealthcare Integrated Services, Inc.	.IL .AZ	.NIA .IA	UHC Holdings (Ireland) Limited Ovations, Inc.	Ownership Ownership	100.000 100.000	UnitedHealth Group Incorporated UnitedHealth Group Incorporated	NO NO	

ANNUAL STATEMENT FOR THE YEAR 2023 OF THE Oxford Health Plans (NJ), Inc.

**SCHEDULE Y**  
**PART 1A - DETAIL OF INSURANCE HOLDING COMPANY SYSTEM**

1	2	3	4	5	6	7	8	9	10	11	12	13	14	15	16
Group Code	Group Name	NAIC Company Code	ID Number	Federal RSSD	CIK	Name of Securities Exchange if Publicly Traded (U.S. or International)	Names of Parent, Subsidiaries Or Affiliates	Domi-ciliary Location	Relation-ship to Reporting Entity	Directly Controlled by (Name of Entity/Person)	Type of Control (Ownership, Board, Management, Attorney-in-Fact, Influence, Other)	If Control is Ownership Provide Percentage	Ultimate Controlling Entity(ies)/Person(s)	Is an SCA Filing Re-quired? (Yes/No)	*
		00000	98-1100512				UnitedHealthcare International I B.V.	NLD	NIA	FrontierMEDEX US, Inc.	Ownership	100.000	UnitedHealth Group Incorporated	NO	
		00000	98-1079459				UnitedHealthcare International II S.à r.l.	LUX	NIA	Bordeaux UK Holdings I Limited	Ownership	100.000	UnitedHealth Group Incorporated	NO	
		00000	98-1340853				UnitedHealthcare International III B.V.	NLD	NIA	UnitedHealthcare International X S.à r.l.	Ownership	100.000	UnitedHealth Group Incorporated	NO	
		00000	98-1077436				UnitedHealthcare International III S.à r.l.	LUX	NIA	Optum Services (Ireland) Limited	Ownership	100.000	UnitedHealth Group Incorporated	NO	
		00000	98-1080926				UnitedHealthcare International IV S.à r.l.	LUX	NIA	UnitedHealthcare International VIII S.à r.l.	Ownership	100.000	UnitedHealth Group Incorporated	NO	
		00000	98-1372062				UnitedHealthcare International VIII S.à r.l.	LUX	NIA	UnitedHealthcare International X S.à r.l.	Ownership	50.000	UnitedHealth Group Incorporated	NO	
		00000	98-1372062				UnitedHealthcare International VIII S.à r.l.	LUX	NIA	UnitedHealthcare International III S.à r.l.	Ownership	50.000	UnitedHealth Group Incorporated	NO	
		00000	98-1443728				UnitedHealthcare International X S.à r.l.	LUX	NIA	UnitedHealthcare International III S.à r.l.	Ownership	100.000	UnitedHealth Group Incorporated	NO	
.0707	UnitedHealth Group Incorporated	97179	86-0207231				UnitedHealthcare Life Insurance Company	WI	IA	Golden Rule Financial Corporation	Ownership	100.000	UnitedHealth Group Incorporated	NO	
.0707	UnitedHealth Group Incorporated	95784	63-0899562				UnitedHealthcare of Alabama, Inc.	AL	IA	UnitedHealthcare, Inc.	Ownership	100.000	UnitedHealth Group Incorporated	NO	
.0707	UnitedHealth Group Incorporated	96016	86-0507074				UnitedHealthcare of Arizona, Inc.	AZ	IA	UnitedHealthcare, Inc.	Ownership	100.000	UnitedHealth Group Incorporated	NO	
.0707	UnitedHealth Group Incorporated	95446	63-1036819				UnitedHealthcare of Arkansas, Inc.	AR	IA	UnitedHealthcare, Inc.	Ownership	100.000	UnitedHealth Group Incorporated	NO	
.0707	UnitedHealth Group Incorporated	95090	84-1004639				UnitedHealthcare of Colorado, Inc.	CO	IA	UnitedHealthcare, Inc.	Ownership	100.000	UnitedHealth Group Incorporated	NO	
.0707	UnitedHealth Group Incorporated	95264	59-1293865				UnitedHealthcare of Florida, Inc.	FL	IA	UnitedHealthcare, Inc.	Ownership	100.000	UnitedHealth Group Incorporated	NO	
.0707	UnitedHealth Group Incorporated	95850	58-1653544				UnitedHealthcare of Georgia, Inc.	GA	IA	UnitedHealthcare, Inc.	Ownership	100.000	UnitedHealth Group Incorporated	NO	
.0707	UnitedHealth Group Incorporated	95776	36-3280214				UnitedHealthcare of Illinois, Inc.	IL	IA	UnitedHealthcare, Inc.	Ownership	100.000	UnitedHealth Group Incorporated	NO	
.0707	UnitedHealth Group Incorporated	96644	62-1240316				UnitedHealthcare of Kentucky, Inc.	KY	IA	UnitedHealthcare, Inc.	Ownership	5.828	UnitedHealth Group Incorporated	NO	
.0707	UnitedHealth Group Incorporated	96644	62-1240316				UnitedHealthcare of Kentucky, Ltd.	KY	IA	United HealthCare Services, Inc.	Ownership	94.172	UnitedHealth Group Incorporated	NO	
.0707	UnitedHealth Group Incorporated	95833	72-1074008				UnitedHealthcare of Louisiana, Inc.	LA	IA	UnitedHealthcare, Inc.	Ownership	100.000	UnitedHealth Group Incorporated	NO	
.0707	UnitedHealth Group Incorporated	95716	63-1036817				UnitedHealthcare of Mississippi, Inc.	MS	IA	UnitedHealthcare, Inc.	Ownership	100.000	UnitedHealth Group Incorporated	NO	
.0707	UnitedHealth Group Incorporated	95149	05-0413469				UnitedHealthcare of New England, Inc.	RI	IA	United HealthCare Services, Inc.	Ownership	100.000	UnitedHealth Group Incorporated	NO	
.0707	UnitedHealth Group Incorporated	13214	26-2697886				UnitedHealthcare of New Mexico, Inc.	NM	IA	UnitedHealthcare Insurance Company	Ownership	100.000	UnitedHealth Group Incorporated	NO	
.0707	UnitedHealth Group Incorporated	95085	06-1172891				UnitedHealthcare of New York, Inc.	NY	IA	AmeriChoice Corporation	Ownership	100.000	UnitedHealth Group Incorporated	NO	
.0707	UnitedHealth Group Incorporated	95103	56-1461010				UnitedHealthcare of North Carolina, Inc.	NC	IA	UnitedHealthcare, Inc.	Ownership	100.000	UnitedHealth Group Incorporated	NO	
.0707	UnitedHealth Group Incorporated	95186	31-1142815				UnitedHealthcare of Ohio, Inc.	OH	IA	United HealthCare Services, Inc.	Ownership	100.000	UnitedHealth Group Incorporated	NO	
.0707	UnitedHealth Group Incorporated	96903	33-0115166				UnitedHealthcare of Oklahoma, Inc.	OK	IA	United HealthCare Services, Inc.	Ownership	100.000	UnitedHealth Group Incorporated	NO	
.0707	UnitedHealth Group Incorporated	95893	93-0938819				UnitedHealthcare of Oregon, Inc.	OR	IA	United HealthCare Services, Inc.	Ownership	100.000	UnitedHealth Group Incorporated	NO	
.0707	UnitedHealth Group Incorporated	95220	25-1756858				UnitedHealthcare of Pennsylvania, Inc.	PA	IA	Three Rivers Holdings, Inc.	Ownership	100.000	UnitedHealth Group Incorporated	NO	
.0707	UnitedHealth Group Incorporated	16740	35-2674992				UnitedHealthcare of South Carolina, Inc.	SC	IA	UnitedHealthcare, Inc.	Ownership	100.000	UnitedHealth Group Incorporated	NO	
.0707	UnitedHealth Group Incorporated	95765	95-3939697				UnitedHealthcare of Texas, Inc.	TX	IA	UnitedHealthcare, Inc.	Ownership	100.000	UnitedHealth Group Incorporated	NO	
.0707	UnitedHealth Group Incorporated	95025	52-1130183				UnitedHealthcare of the Mid-Atlantic, Inc.	MD	IA	UnitedHealthcare, Inc.	Ownership	100.000	UnitedHealth Group Incorporated	NO	
.0707	UnitedHealth Group Incorporated	95591	47-0676824				UnitedHealthcare of the Midlands, Inc.	NE	IA	UnitedHealthcare, Inc.	Ownership	100.000	UnitedHealth Group Incorporated	NO	
.0707	UnitedHealth Group Incorporated	96385	43-1361841				UnitedHealthcare of the Midwest, Inc.	MO	IA	UnitedHealthcare, Inc.	Ownership	100.000	UnitedHealth Group Incorporated	NO	
.0707	UnitedHealth Group Incorporated	95685	86-0875231				UnitedHealthcare of the Rockies, Inc.	UT	IA	United HealthCare Services, Inc.	Ownership	100.000	UnitedHealth Group Incorporated	NO	
.0707	UnitedHealth Group Incorporated	95501	41-1488563				UnitedHealthcare of Utah, Inc.	UT	IA	UnitedHealthcare, Inc.	Ownership	100.000	UnitedHealth Group Incorporated	NO	
.0707	UnitedHealth Group Incorporated	48038	91-1312551				UnitedHealthcare of Washington, Inc.	WA	IA	United HealthCare Services, Inc.	Ownership	100.000	UnitedHealth Group Incorporated	NO	
.0707	UnitedHealth Group Incorporated	95710	39-1555888				UnitedHealthcare of Wisconsin, Inc.	WI	IA	UnitedHealthcare, Inc.	Ownership	100.000	UnitedHealth Group Incorporated	NO	
.0707	UnitedHealth Group Incorporated	95378	36-3379945				UnitedHealthcare Plan of the River Valley, Inc.	IL	IA	UnitedHealthcare, Inc.	Ownership	100.000	UnitedHealth Group Incorporated	NO	
		00000	47-0854646				UnitedHealthcare Service LLC	DE	NIA	UnitedHealthcare Insurance Company	Ownership	100.000	UnitedHealth Group Incorporated	NO	
		00000	01-0518346				UnitedHealthcare Specialty Benefits, LLC	ME	NIA	Specialty Benefits, LLC	Ownership	100.000	UnitedHealth Group Incorporated	NO	
		00000	41-1922511				UnitedHealthcare, Inc.	DE	NIA	United HealthCare Services, Inc.	Ownership	100.000	UnitedHealth Group Incorporated	NO	
		00000	27-0815205				Unity Health Network, LLC	DE	NIA	Collaborative Care Holdings, LLC	Ownership	100.000	UnitedHealth Group Incorporated	NO	
		00000	20-8912707				University of TN Medical Center Home Care Services, LLC	TN	NIA	Tennessee Health Care Group, LLC	Ownership	67.000	UnitedHealth Group Incorporated	NO	
		00000	87-3506992				UOI East Bay Surgery Center, LLC	RI	NIA	SCA East Bay Holdings, LLC	Ownership	20.000	UnitedHealth Group Incorporated	NO	2



ANNUAL STATEMENT FOR THE YEAR 2023 OF THE Oxford Health Plans (NJ), Inc.

**SCHEDULE Y**  
**PART 1A - DETAIL OF INSURANCE HOLDING COMPANY SYSTEM**

1	2	3	4	5	6	7	8	9	10	11	12	13	14	15	16
Group Code	Group Name	NAIC Company Code	ID Number	Federal RSSD	CIK	Name of Securities Exchange if Publicly Traded (U.S. or International)	Names of Parent, Subsidiaries Or Affiliates	Domi-ciliary Location	Relation-ship to Reporting Entity	Directly Controlled by (Name of Entity/Person)	Type of Control (Ownership, Board, Management, Attorney-in-Fact, Influence, Other)	If Control is Ownership Provide Percentage	Ultimate Controlling Entity(ies)/Person(s)	Is an SCA Filing Re-quired? (Yes/No)	*
		00000	83-4657754				Upland Holdings, LLC	CA	NIA	NSC Upland, LLC	Ownership	58.991	UnitedHealth Group Incorporated	NO	
		00000	33-0812827				Upland Outpatient Surgical Center, L.P.	CA	NIA	Upland Holdings, LLC	Ownership	51.000	UnitedHealth Group Incorporated	NO	
		00000	33-0812827				Upland Outpatient Surgical Center, L.P.	CA	NIA	NSC Upland, LLC	Ownership	1.360	UnitedHealth Group Incorporated	NO	
		00000	26-0382877				Urgent Care Holdings, LLC	DE	NIA	Optum Clinics Holding Company, Inc.	Ownership	100.000	UnitedHealth Group Incorporated	NO	
		00000	26-3667220				Urgent Care MSO, LLC	DE	NIA	Urgent Care Holdings, LLC	Ownership	100.000	UnitedHealth Group Incorporated	NO	
		00000	75-2613230				Urology Associates of North Texas, P.L.L.C.	TX	NIA	USMD Affiliated Services	Ownership	100.000	UnitedHealth Group Incorporated	NO	
		00000	20-3887008				USHEALTH Academy, Inc.	TX	NIA	USHEALTH Group, Inc.	Ownership	100.000	UnitedHealth Group Incorporated	NO	
		00000	26-4163593				USHEALTH Administrators, LLC	DE	NIA	USHEALTH Group, Inc.	Ownership	100.000	UnitedHealth Group Incorporated	NO	
		00000	26-3887598				USHEALTH Advisors, LLC	TX	NIA	USHEALTH Group, Inc.	Ownership	100.000	UnitedHealth Group Incorporated	NO	
		00000	75-2225185				USHEALTH Funding, Inc.	DE	NIA	USHEALTH Group, Inc.	Ownership	100.000	UnitedHealth Group Incorporated	NO	
		00000	73-1165000				USHEALTH Group, Inc.	DE	NIA	Golden Rule Financial Corporation	Ownership	100.000	UnitedHealth Group Incorporated	NO	
		00000	20-8048861				USMD Administrative Services, L.L.C.	TX	NIA	USMD Inc.	Ownership	100.000	UnitedHealth Group Incorporated	NO	
		00000	27-2956222				USMD Affiliated Services	TX	NIA	USMD Inc.	Ownership	100.000	UnitedHealth Group Incorporated	NO	
		00000	27-2803133				USMD Diagnostic Services, LLC	TX	NIA	WellMed Networks, Inc.	Ownership	100.000	UnitedHealth Group Incorporated	NO	1
		00000	27-2866866				USMD Holdings, Inc.	DE	NIA	WellMed Medical Management, Inc.	Ownership	100.000	UnitedHealth Group Incorporated	NO	
		00000	73-1662763				USMD Hospital at Arlington, L.P.	TX	NIA	MAT-RX DEVELOPMENT, L.L.C.	Ownership	45.396	UnitedHealth Group Incorporated	NO	1
		00000	20-3571243				USMD Hospital at Fort Worth, L.P.	TX	NIA	MAT-RX DEVELOPMENT, L.L.C.	Ownership	20.024	UnitedHealth Group Incorporated	NO	1
		00000	20-8050318				USMD Inc.	TX	NIA	USMD Holdings, Inc.	Ownership	100.000	UnitedHealth Group Incorporated	NO	
		00000	73-1662757				USMD of Arlington GP, L.L.C.	TX	NIA	MAT-RX DEVELOPMENT, L.L.C.	Ownership	100.000	UnitedHealth Group Incorporated	NO	1
		00000	35-2446102				USMD PPM, LLC	TX	NIA	USMD Inc.	Ownership	100.000	UnitedHealth Group Incorporated	NO	
		00000	38-3933009				Utah Health Care Group, LLC	UT	NIA	LHC Group, Inc.	Ownership	100.000	UnitedHealth Group Incorporated	NO	
		00000	87-0757396				Valley Physicians Network, Inc.	CA	NIA	PrimeCare Medical Network, Inc.	Ownership	100.000	UnitedHealth Group Incorporated	NO	
		00000	61-1761960				Valparaiso Home Care Services, LLC	DE	NIA	AF-CH-HH, LLC	Ownership	100.000	UnitedHealth Group Incorporated	NO	
		00000	85-0780051				Vascular Labs of the Rockies ASC, LLC	DE	NIA	SCA-VLR Holdings Company, LLC	Ownership	51.000	UnitedHealth Group Incorporated	NO	
		00000	32-0449695				Venice Home Care Services, LLC	DE	NIA	AF-CH-HH, LLC	Ownership	100.000	UnitedHealth Group Incorporated	NO	
		00000	81-4629242				Verta Management Services, LLC	DE	NIA	SCA-Verta, LLC	Ownership	100.000	UnitedHealth Group Incorporated	NO	
		00000	81-2820395				Via Vitae MSO, LLC	DE	NIA	OC Cardiology Practice Partners, LLC	Ownership	90.000	UnitedHealth Group Incorporated	NO	
		00000	26-3404003				Victoria Texas Home Care Services, LLC	DE	NIA	AF-CH-HH, LLC	Ownership	100.000	UnitedHealth Group Incorporated	NO	
		00000	98-1443076				Vida Integra S.p.A.	CHL	NIA	Saden S.A.	Ownership	0.000	UnitedHealth Group Incorporated	NO	
		00000	98-1443076				Vida Integra S.p.A.	CHL	NIA	Banmedica S.A.	Ownership	100.000	UnitedHealth Group Incorporated	NO	
		00000					Vida Tres S.A.	CHL	NIA	Clínica Dávila y Servicios Médicos S.p.A.	Ownership	0.000	UnitedHealth Group Incorporated	NO	
		00000					Vida Tres S.A.	CHL	NIA	Banmedica S.A.	Ownership	100.000	UnitedHealth Group Incorporated	NO	
		00000	27-1693889				Vieosoft, Inc.	VA	NIA	Change Healthcare Solutions, LLC	Ownership	100.000	UnitedHealth Group Incorporated	NO	
		00000	06-1762010				Virginia Health Care Group, LLC	VA	NIA	LHC Group, Inc.	Ownership	100.000	UnitedHealth Group Incorporated	NO	
		00000	06-1762015				Virginia HomeCare, LLC	VA	NIA	Virginia Health Care Group, LLC	Ownership	100.000	UnitedHealth Group Incorporated	NO	
		00000	38-4021697				Virginia In-Home Healthcare Partnership-I, LLC	VA	NIA	In-Home Healthcare Partnership, LLC	Ownership	100.000	UnitedHealth Group Incorporated	NO	
		00000	30-0961866				Virginia In-Home Healthcare Partnership-II, LLC	VA	NIA	In-Home Healthcare Partnership, LLC	Ownership	100.000	UnitedHealth Group Incorporated	NO	
		00000	32-0513440				Virginia In-Home Healthcare Partnership-III, LLC	VA	NIA	In-Home Healthcare Partnership, LLC	Ownership	100.000	UnitedHealth Group Incorporated	NO	
		00000	61-1810641				Virginia In-Home Healthcare Partnership-IV, LLC	VA	NIA	In-Home Healthcare Partnership, LLC	Ownership	100.000	UnitedHealth Group Incorporated	NO	
		00000	32-0516972				Virginia In-Home Healthcare Partnership-IX, LLC	VA	NIA	In-Home Healthcare Partnership, LLC	Ownership	100.000	UnitedHealth Group Incorporated	NO	
		00000	38-4020777				Virginia In-Home Healthcare Partnership-V, LLC	VA	NIA	In-Home Healthcare Partnership, LLC	Ownership	100.000	UnitedHealth Group Incorporated	NO	
		00000	37-1843673				Virginia In-Home Healthcare Partnership-VI, LLC	VA	NIA	In-Home Healthcare Partnership, LLC	Ownership	100.000	UnitedHealth Group Incorporated	NO	

4164

ANNUAL STATEMENT FOR THE YEAR 2023 OF THE Oxford Health Plans (NJ), Inc.

**SCHEDULE Y**  
**PART 1A - DETAIL OF INSURANCE HOLDING COMPANY SYSTEM**

1	2	3	4	5	6	7	8	9	10	11	12	13	14	15	16
Group Code	Group Name	NAIC Company Code	ID Number	Federal RSSD	CIK	Name of Securities Exchange if Publicly Traded (U.S. or International)	Names of Parent, Subsidiaries Or Affiliates	Domi-ciliary Location	Relation-ship to Reporting Entity	Directly Controlled by (Name of Entity/Person)	Type of Control (Ownership, Board, Management, Attorney-in-Fact, Influence, Other)	If Control is Ownership Provide Percentage	Ultimate Controlling Entity(ies)/Person(s)	Is an SCA Filing Re-quired? (Yes/No)	*
		00000	37-1844686				Virginia In-Home Healthcare Partnership-VII, LLC	VA	NIA	In-Home Healthcare Partnership, LLC	Ownership	100.000	UnitedHealth Group Incorporated	NO	
		00000	61-1814029				Virginia In-Home Healthcare Partnership-VIII, LLC	VA	NIA	In-Home Healthcare Partnership, LLC	Ownership	100.000	UnitedHealth Group Incorporated	NO	
		00000	32-0580044				Virginia In-Home Healthcare Partnership-X, LLC	VA	NIA	In-Home Healthcare Partnership, LLC	Ownership	100.000	UnitedHealth Group Incorporated	NO	
		00000	36-4908131				Virginia In-Home Healthcare Partnership-XI, LLC	VA	NIA	Virginia Health Care Group, LLC	Ownership	100.000	UnitedHealth Group Incorporated	NO	
		00000	86-2505437				Virginia In-Home Healthcare Partnership-XII, LLC	VA	NIA	In-Home Healthcare Partnership, LLC	Ownership	100.000	UnitedHealth Group Incorporated	NO	
		00000	81-4811317				Virginia In-Home Partner-I, LLC	VA	NIA	Virginia In-Home Healthcare Partnership-I, LLC	Ownership	100.000	UnitedHealth Group Incorporated	NO	
		00000	81-4811408				Virginia In-Home Partner-II, LLC	VA	NIA	Virginia In-Home Healthcare Partnership-II, LLC	Ownership	100.000	UnitedHealth Group Incorporated	NO	
		00000	81-4888094				Virginia In-Home Partner-III, LLC	VA	NIA	Virginia In-Home Healthcare Partnership-III, LLC	Ownership	100.000	UnitedHealth Group Incorporated	NO	
		00000	32-0516324				Virginia In-Home Partner-IV, LLC	VA	NIA	Virginia In-Home Healthcare Partnership-IV, LLC	Ownership	100.000	UnitedHealth Group Incorporated	NO	
		00000	81-5294732				Virginia In-Home Partner-IX, LLC	VA	NIA	Virginia In-Home Healthcare Partnership-IX, LLC	Ownership	100.000	UnitedHealth Group Incorporated	NO	
		00000	81-4737123				Virginia In-Home Partner-V, LLC	VA	NIA	Virginia In-Home Healthcare Partnership-V, LLC	Ownership	100.000	UnitedHealth Group Incorporated	NO	
		00000	81-4737281				Virginia In-Home Partner-VI, LLC	VA	NIA	Virginia In-Home Healthcare Partnership-VI, LLC	Ownership	100.000	UnitedHealth Group Incorporated	NO	
		00000	81-4888210				Virginia In-Home Partner-VII, LLC	VA	NIA	Virginia In-Home Healthcare Partnership-VII, LLC	Ownership	100.000	UnitedHealth Group Incorporated	NO	
		00000	81-5294131				Virginia In-Home Partner-VIII, LLC	VA	NIA	Virginia In-Home Healthcare Partnership-VIII, LLC	Ownership	100.000	UnitedHealth Group Incorporated	NO	
		00000	83-2555935				Virginia In-Home Partner-X, LLC	VA	NIA	Virginia In-Home Healthcare Partnership-X, LLC	Ownership	100.000	UnitedHealth Group Incorporated	NO	
		00000	83-2040583				Virginia In-Home Partner-XI, LLC	VA	NIA	Virginia In-Home Healthcare Partnership-XI, LLC	Ownership	100.000	UnitedHealth Group Incorporated	NO	
		00000	86-2445798				Virginia In-Home Partner-XII, LLC	VA	NIA	Virginia In-Home Healthcare Partnership-XII, LLC	Ownership	100.000	UnitedHealth Group Incorporated	NO	
		00000	85-2278858				Virtua-SCA Holdings II, LLC	DE	NIA	SCA Outside New Jersey, LLC	Ownership	45.000	UnitedHealth Group Incorporated	NO	2
		00000	47-3247166				Virtua-SCA Holdings, LLC	NJ	NIA	SCA-New Jersey, LLC	Ownership	45.000	UnitedHealth Group Incorporated	NO	2
		00000	47-4149749				Virtual Therapeutics Corporation	DE	NIA	Optum Labs, LLC	Ownership	5.613	UnitedHealth Group Incorporated	NO	
		00000	47-4149749				Virtual Therapeutics Corporation	DE	NIA	United HealthCare Services, Inc.	Ownership	36.552	UnitedHealth Group Incorporated	NO	
		00000	47-4149749				Virtual Therapeutics Corporation	DE	NIA	UnitedHealth Group Ventures, LLC	Ownership	41.670	UnitedHealth Group Incorporated	NO	
		00000	85-2408007				Vision NewCo, LLC	DE	NIA	TTCP-SR Holdings, Inc.	Ownership	75.540	UnitedHealth Group Incorporated	NO	
		00000	85-2408007				Vision NewCo, LLC	DE	NIA	Change Healthcare Solutions, LLC	Ownership	24.460	UnitedHealth Group Incorporated	NO	
		00000	20-5232641				Vital Hospice, Inc.	LA	NIA	Louisiana Health Care Group, L.L.C.	Ownership	100.000	UnitedHealth Group Incorporated	NO	
		00000	85-1453387				Vitucci, LCSW, P.C.	IL	NIA	Physician(s) Owned	Influence	0.000	UnitedHealth Group Incorporated	NO	1
		00000	27-1348358				Vivify Health, Inc.	DE	NIA	OptumHealth Care Solutions, LLC	Ownership	100.000	UnitedHealth Group Incorporated	NO	
		00000	46-1558718				VPay Benefits Corporation	TX	NIA	VPay, Inc.	Ownership	100.000	UnitedHealth Group Incorporated	NO	
		00000	85-4390422				VPay Intermediate Holdings, LLC	DE	NIA	Optum Financial, Inc.	Ownership	100.000	UnitedHealth Group Incorporated	NO	
		00000	75-2405220				VPay, Inc.	TX	NIA	VPay Intermediate Holdings, LLC	Ownership	100.000	UnitedHealth Group Incorporated	NO	
		00000	36-4499777				Walnut Hill Surgery Center, LLC	TX	NIA	Surgical Care Affiliates, LLC	Influence	0.000	UnitedHealth Group Incorporated	NO	
		00000	58-1811796				Ware Visiting Nurses Service, Inc.	GA	NIA	Atlantic Homecare, Inc.	Ownership	100.000	UnitedHealth Group Incorporated	NO	
		00000	86-0462952				Warner Family Practice, P.C.	AZ	NIA	Physician United PLLC	Ownership	100.000	UnitedHealth Group Incorporated	NO	1
		00000	81-2110483				Washington D.C. Health Care Group, LLC	DC	NIA	LHC Group, Inc.	Ownership	100.000	UnitedHealth Group Incorporated	NO	

41.65

ANNUAL STATEMENT FOR THE YEAR 2023 OF THE Oxford Health Plans (NJ), Inc.

**SCHEDULE Y**  
**PART 1A - DETAIL OF INSURANCE HOLDING COMPANY SYSTEM**

1	2	3	4	5	6	7	8	9	10	11	12	13	14	15	16
Group Code	Group Name	NAIC Company Code	ID Number	Federal RSSD	CIK	Name of Securities Exchange if Publicly Traded (U.S. or International)	Names of Parent, Subsidiaries Or Affiliates	Domiciliary Location	Relationship to Reporting Entity	Directly Controlled by (Name of Entity/Person)	Type of Control (Ownership, Board, Management, Attorney-in-Fact, Influence, Other)	If Control is Ownership Provide Percentage	Ultimate Controlling Entity(ies)/Person(s)	Is an SCA Filing Required? (Yes/No)	*
		00000	26-3811771				Washington Health Care Group, LLC	..WA.....	.....NIA.....	LHC Group, Inc.	Ownership.....	100.000	UnitedHealth Group Incorporated	.....NO.....	
		00000	26-4568497				Washington HomeCare and Hospice of Central Basin, LLC	..WA.....	.....NIA.....	Washington Health Care Group, LLC	Ownership.....	100.000	UnitedHealth Group Incorporated	.....NO.....	
		00000	20-4885028				Waukegan Hospice, LLC	..DE.....	.....NIA.....	Illinois Home Care Holdings, LLC	Ownership.....	1.000	UnitedHealth Group Incorporated	.....NO.....	
		00000	20-4885028				Waukegan Hospice, LLC	..DE.....	.....NIA.....	AFAM Holding Co, LLC	Ownership.....	99.000	UnitedHealth Group Incorporated	.....NO.....	
		00000	36-3469841				Wauwatosa Outpatient Surgery Center, LLC	..DE.....	.....NIA.....	Surgery Centers-West Holdings, LLC	Ownership.....	100.000	UnitedHealth Group Incorporated	.....NO.....	
		00000	36-3469839				Wauwatosa Surgery Center, LLC	..DE.....	.....NIA.....	Wauwatosa Outpatient Surgery Center, LLC	Ownership.....	20.000	UnitedHealth Group Incorporated	.....NO.....	2
		00000	20-5429310				Wayland Square Surgicare Acquisition, L.P.	..RI.....	.....NIA.....	Surgery Center Holding, LLC	Ownership.....	1.000	UnitedHealth Group Incorporated	.....NO.....	
		00000	20-5429310				Wayland Square Surgicare Acquisition, L.P.	..RI.....	.....NIA.....	SC Affiliates, LLC	Ownership.....	99.000	UnitedHealth Group Incorporated	.....NO.....	
		00000	75-2500274				Wayland Square Surgicare GP, Inc.	..RI.....	.....NIA.....	Surgery Center Holding, LLC	Ownership.....	100.000	UnitedHealth Group Incorporated	.....NO.....	
		00000	46-2854394				Waypoint Minnesota PC	..MN.....	.....NIA.....	Physician(s) Owned	Influence.....	0.000	UnitedHealth Group Incorporated	.....NO.....	1
		00000	26-3375892				Weatherford Home Care Services, LLC	..DE.....	.....NIA.....	AFAM Holding Co, LLC	Ownership.....	100.000	UnitedHealth Group Incorporated	.....NO.....	
		00000	84-2233329				WellMed Florida Medicare ACO, LLC	..TX.....	.....NIA.....	WellMed Network of Florida, Inc.	Ownership.....	100.000	UnitedHealth Group Incorporated	.....NO.....	1
		00000	45-2158334				WellMed Florida Services, PLLC	..TX.....	.....NIA.....	WellMed Networks, Inc.	Ownership.....	100.000	UnitedHealth Group Incorporated	.....NO.....	1
		00000	84-2193803				WellMed Foundation Medicare ACO, LLC	..TX.....	.....NIA.....	WellMed Network of Florida, Inc.	Ownership.....	100.000	UnitedHealth Group Incorporated	.....NO.....	1
		00000	84-2178104				WellMed Greater Texas Medicare ACO, LLC	..TX.....	.....NIA.....	WellMed Networks, Inc.	Ownership.....	100.000	UnitedHealth Group Incorporated	.....NO.....	1
		00000	74-2574229				WellMed Medical Group, P.A.	..TX.....	.....NIA.....	Physician(s) Owned	Influence.....	0.000	UnitedHealth Group Incorporated	.....NO.....	1
		00000	74-2797745				WellMed Medical Management of Florida, Inc.	..FL.....	.....NIA.....	WellMed Medical Management, Inc.	Ownership.....	100.000	UnitedHealth Group Incorporated	.....NO.....	
		00000	74-2786364				WellMed Medical Management, Inc.	..TX.....	.....NIA.....	Collaborative Care Holdings, LLC	Ownership.....	91.000	UnitedHealth Group Incorporated	.....NO.....	
		00000	84-2219968				WellMed MSP ACO, LLC	..TX.....	.....NIA.....	WellMed Networks, Inc.	Ownership.....	100.000	UnitedHealth Group Incorporated	.....NO.....	1
		00000	84-2204650				WellMed Network Medicare ACO, LLC	..TX.....	.....NIA.....	WellMed Networks, Inc.	Ownership.....	100.000	UnitedHealth Group Incorporated	.....NO.....	1
		00000	35-2314192				WellMed Network of Florida, Inc.	..TX.....	.....NIA.....	WellMed Networks, Inc.	Ownership.....	100.000	UnitedHealth Group Incorporated	.....NO.....	1
		00000	41-2250215				WellMed Networks - DFW, Inc.	..TX.....	.....NIA.....	WellMed Networks, Inc.	Ownership.....	100.000	UnitedHealth Group Incorporated	.....NO.....	1
		00000	74-2889447				WellMed Networks, Inc.	..TX.....	.....NIA.....	Physician(s) Owned	Influence.....	0.000	UnitedHealth Group Incorporated	.....NO.....	1
		00000	92-0183013				WellMed of Las Cruces, Inc.	..TX.....	.....NIA.....	WellMed Networks, Inc.	Ownership.....	100.000	UnitedHealth Group Incorporated	.....NO.....	1
		00000	88-2731487				WellSpan-SCA Holdings, LLC	..DE.....	.....NIA.....	SCA-Hagerstown, LLC	Ownership.....	49.000	UnitedHealth Group Incorporated	.....NO.....	2
		00000	27-2809113				West Coast Endoscopy Holdings, LLC	..DE.....	.....NIA.....	SCA Surgery Holdings, LLC	Ownership.....	100.000	UnitedHealth Group Incorporated	.....NO.....	
		00000	26-1266308				West Grove Home Care, LLC	..DE.....	.....NIA.....	AFAM Holding Co, LLC	Ownership.....	100.000	UnitedHealth Group Incorporated	.....NO.....	
		00000	26-2947894				West Tennessee HomeCare, LLC	..TN.....	.....NIA.....	Tennessee Health Care Group, LLC	Ownership.....	67.000	UnitedHealth Group Incorporated	.....NO.....	
		00000	87-0748651				West Virginia Health Care Group, LLC	..WV.....	.....NIA.....	LHC Group, Inc.	Ownership.....	100.000	UnitedHealth Group Incorporated	.....NO.....	
		00000	26-3043290				West Virginia HomeCare, LLC	..WV.....	.....NIA.....	West Virginia Health Care Group, LLC	Ownership.....	100.000	UnitedHealth Group Incorporated	.....NO.....	
		00000	83-3393205				West Virginia Physical Therapy Services of Charleston, LLC	..WV.....	.....NIA.....	West Virginia Health Care Group, LLC	Ownership.....	100.000	UnitedHealth Group Incorporated	.....NO.....	
		00000	20-2014700				Western Arizona Regional Home Health and Hospice, LLC	..AZ.....	.....NIA.....	AF-CH-HH, LLC	Ownership.....	100.000	UnitedHealth Group Incorporated	.....NO.....	
		00000	06-1521999				Western Connecticut Orthopedic Surgical Center, LLC	..CT.....	.....NIA.....	SCA-Western Connecticut, LLC	Ownership.....	56.911	UnitedHealth Group Incorporated	.....NO.....	
		00000	16-1365147				Western Region Health Corporation	..NY.....	.....NIA.....	Bracor, Inc.	Ownership.....	100.000	UnitedHealth Group Incorporated	.....NO.....	
		00000	47-4468184				Westgreen Surgical Center, LLC	..TX.....	.....NIA.....	SCA Westgreen Holdings, LLC	Ownership.....	51.001	UnitedHealth Group Incorporated	.....NO.....	
		00000	85-3312235				WestHealth JV Holdings, LLC	..DE.....	.....NIA.....	SCA West Health Holdings, LLC	Ownership.....	30.000	UnitedHealth Group Incorporated	.....NO.....	2
		00000	37-1763155				WestHealth Surgery Center, LLC	..MN.....	.....NIA.....	WestHealth JV Holdings, LLC	Ownership.....	51.000	UnitedHealth Group Incorporated	.....NO.....	2
		00000	45-0636596				WESTMED Practice Partners LLC	..DE.....	.....NIA.....	Collaborative Care Holdings, LLC	Ownership.....	100.000	UnitedHealth Group Incorporated	.....NO.....	
		00000	26-0274385				Wetzel County HomeCare, LLC	..WV.....	.....NIA.....	West Virginia Health Care Group, LLC	Ownership.....	100.000	UnitedHealth Group Incorporated	.....NO.....	
		00000	20-5280925				Wichita Falls Texas Home Care, LLC	..TX.....	.....NIA.....	AFAM Holding Co, LLC	Ownership.....	100.000	UnitedHealth Group Incorporated	.....NO.....	
		00000	26-3594822				Wilkes-Barre Home Care Services, LLC	..DE.....	.....NIA.....	AF-CH-HH, LLC	Ownership.....	100.000	UnitedHealth Group Incorporated	.....NO.....	
		00000	16-1202250				Willcare Consumer Directed, Inc.	..NY.....	.....NIA.....	LHCG New York Holdings, LLC	Ownership.....	100.000	UnitedHealth Group Incorporated	.....NO.....	
		00000	36-4440488				Willcare, Inc.	..NY.....	.....NIA.....	Bracor, Inc.	Ownership.....	100.000	UnitedHealth Group Incorporated	.....NO.....	
		00000	88-1643733				Williamsville Consulting, L.L.C.	..NY.....	.....NIA.....	Physicians Endoscopy, L.L.C.	Ownership.....	39.070	UnitedHealth Group Incorporated	.....NO.....	2
		00000	27-4816583				Willow Park Endoscopy Center, LLC	..TX.....	.....NIA.....	Surgical Care Affiliates, LLC	Influence.....	0.000	UnitedHealth Group Incorporated	.....NO.....	
		00000	27-4816583				Wilson Creek Surgical Center, LLC	..TX.....	.....NIA.....	Surgical Care Affiliates, LLC	Influence.....	0.000	UnitedHealth Group Incorporated	.....NO.....	

ANNUAL STATEMENT FOR THE YEAR 2023 OF THE Oxford Health Plans (NJ), Inc.

**SCHEDULE Y**  
**PART 1A - DETAIL OF INSURANCE HOLDING COMPANY SYSTEM**

1	2	3	4	5	6	7	8	9	10	11	12	13	14	15	16
Group Code	Group Name	NAIC Company Code	ID Number	Federal RSSD	CIK	Name of Securities Exchange if Publicly Traded (U.S. or International)	Names of Parent, Subsidiaries Or Affiliates	Domiciliary Location	Relationship to Reporting Entity	Directly Controlled by (Name of Entity/Person)	Type of Control (Ownership, Board, Management, Attorney-in-Fact, Influence, Other)	If Control is Ownership Provide Percentage	Ultimate Controlling Entity(ies)/Person(s)	Is an SCA Filing Required? (Yes/No)	*
		00000	46-2578657				Wisconsin Health Care Group, LLC	WI	NIA	LHC Group, Inc.	Ownership	100.000	UnitedHealth Group Incorporated	NO	
		00000	85-3366699				Woodbury Surgery Center, LLC	MN	NIA	SCA Woodbury Holdings, LLC	Ownership	62.036	UnitedHealth Group Incorporated	NO	2
		00000	27-1260681				Woods Home Health, LLC	TN	NIA	Tennessee Health Care Group, LLC	Ownership	100.000	UnitedHealth Group Incorporated	NO	
		00000	26-3375945				Woodward Home Care Services, LLC	DE	NIA	AFAM Holding Co IV, LLC	Ownership	100.000	UnitedHealth Group Incorporated	NO	
		00000	85-3596917				Wyoming Health Care Group, LLC	WY	NIA	LHC Group, Inc.	Ownership	100.000	UnitedHealth Group Incorporated	NO	
		00000	52-2102846				XLHealth Corporation	MD	NIA	United HealthCare Services, Inc.	Ownership	100.000	UnitedHealth Group Incorporated	NO	
		00000	98-1107695				XLHealth Corporation India Private Limited	IND	NIA	XLHealth Corporation	Ownership	99.998	UnitedHealth Group Incorporated	NO	
		00000	98-1107695				XLHealth Corporation India Private Limited	IND	NIA	UnitedHealth International, Inc.	Ownership	0.002	UnitedHealth Group Incorporated	NO	
		00000	46-3537245				XLHome Michigan, P.C.	MI	NIA	Physician(s) Owned	Influence	0.000	UnitedHealth Group Incorporated	NO	1
		00000	45-5530241				XLHome Northeast, P.C.	NJ	NIA	Physician(s) Owned	Influence	0.000	UnitedHealth Group Incorporated	NO	1
		00000	46-2931689				XLHome Oklahoma, Inc.	OK	NIA	Physician(s) Owned	Influence	0.000	UnitedHealth Group Incorporated	NO	1
		00000	27-3543997				XLHome, P.C.	MD	NIA	Physician(s) Owned	Influence	0.000	UnitedHealth Group Incorporated	NO	1
		00000	81-2385235				Xplor Counseling, LLC	HI	NIA	Refresh Mental Health, Inc.	Ownership	100.000	UnitedHealth Group Incorporated	NO	
		00000	30-0708462				York Home Care Services, LLC	DE	NIA	AFAM Holding Co, LLC	Ownership	100.000	UnitedHealth Group Incorporated	NO	
		00000	46-0857425				Yorkville Endoscopy, LLC	NY	NIA	PE Healthcare Associates, LLC	Ownership	32.481	UnitedHealth Group Incorporated	NO	2
		00000	27-5284765				Youngstown Home Care Services, LLC	DE	NIA	AFAM Holding Co, LLC	Ownership	100.000	UnitedHealth Group Incorporated	NO	

Asterisk	Explanation
1	Represents a physician or physicians' owned entity (with respect to the ultimate controlling entity), where the entity is deemed to be influenced by the ultimate controlling entity.
2	Represents a minority-owned entity (with respect to the controlling entity), where the entity is deemed to be influenced by the ultimate controlling entity.
3	NCP Investment Holdings acquisition closed in late December 2023, which included approximately 85-95 subsidiaries. These subsidiaries will be added to the organizational chart in 2024 as more information is available.

ANNUAL STATEMENT FOR THE YEAR 2023 OF THE Oxford Health Plans (NJ), Inc.

**SCHEDULE Y**

**PART 2 - SUMMARY OF INSURER'S TRANSACTIONS WITH ANY AFFILIATES**

1	2	3	4	5	6	7	8	9	10	11	12	13
NAIC Company Code	ID Number	Names of Insurers and Parent, Subsidiaries or Affiliates	Shareholder Dividends	Capital Contributions	Purchases, Sales or Exchanges of Loans, Securities, Real Estate, Mortgage Loans or Other Investments	Income/ (Disbursements) Incurred in Connection with Guarantees or Undertakings for the Benefit of any Affiliate(s)	Management Agreements and Service Contracts	Income/ (Disbursements) Incurred Under Reinsurance Agreements	*	Any Other Material Activity Not in the Ordinary Course of the Insurer's Business	Totals	Reinsurance Recoverable/ (Payable) on Losses and/or Reserve Credit Taken/(Liability)
	45-2402948	4C Medical Group, PLC	0	0	0	0	2,119,053	0		0	2,119,053	0
	22-3149900	A.G. Dikengil, Inc.	0	0	0	0	252,508	0		0	252,508	0
	72-1187363	AAA Home Health, Inc.	0	0	0	0	187,333	0		0	187,333	0
	64-0917990	Able Home Health, Inc.	0	0	0	0	1,683,433	0		0	1,683,433	0
	47-5519672	AbleTo Behavioral Health Services, PC	0	0	0	0	12,612,388	0		0	12,612,388	0
	71-0917929	Acadian Home Health Care Services, L.L.C.	0	0	0	0	183,267	0		0	183,267	0
	46-1076268	Acadian HomeCare of New Iberia, LLC	0	0	0	0	227,910	0		0	227,910	0
	71-0917930	Acadian HomeCare, L.L.C.	0	0	0	0	1,029,441	0		0	1,029,441	0
	41-1913523	ACN Group IPA of New York, Inc.	0	0	0	0	678,884	0		0	678,884	0
	27-0015861	ACN Group of California, Inc.	(2,000,000)	0	0	0	7,738,739	0		0	5,738,739	0
	20-1310827	Advanced Surgery Center of Clifton, LLC	0	0	0	0	170,926	0		0	170,926	0
	47-5144859	Advanced Surgical Center, LLC	0	0	0	0	155,250	0		0	155,250	0
	26-4093335	Advanced Surgical Hospital, LLC	0	0	0	0	647,873	0		0	647,873	0
	47-5337115	Advocate Condell Ambulatory Surgery Center, LLC	0	0	0	0	365,613	0		0	365,613	0
	36-4437931	Advocate Southwest Ambulatory Surgery Center, LLC	0	0	0	0	538,980	0		0	538,980	0
	61-1464714	Aesthetic Plastic Surgery Institute of Louisville, LLC	0	0	0	0	576,223	0		0	576,223	0
	46-1494814	Affirmations Psychological Services, LLC	0	0	0	0	116,992	0		0	116,992	0
	27-2755453	Alabama Homecare of Montgomery, LLC	0	0	0	0	768,096	0		0	768,096	0
	46-3477124	Aleph Psychological Services, Inc.	0	0	0	0	20,062	0		0	20,062	0
82406	35-1665915	All Savers Insurance Company	0	0	0	0	(221,695,632)	0		15,000,000	(206,695,632)	0
73130	35-1744596	All Savers Life Insurance Company of California	0	0	0	0	(299,913)	0		0	(299,913)	0
	27-1367127	Alliance Surgical Center, LLC	0	0	0	0	601,473	0		0	601,473	0
	87-2158427	Allina Health Heart and Vascular Surgery Center, LLC	0	0	0	0	275,813	0		0	275,813	0
	87-1746250	Allina Health Surgery Center - Brooklyn Park, LLC	0	0	0	0	279,028	0		0	279,028	0
	63-1231942	Aloha Surgical Center, LLC	0	0	0	0	343,425	0		0	343,425	0
	35-2108729	American Health Network of Indiana, LLC	0	0	0	0	5,444,412	0		0	5,444,412	0
	31-1424957	American Health Network of Ohio, LLC	0	0	0	0	675,203	0		0	675,203	0
	54-1743136	AmeriChoice Corporation	325,500,000	0	0	0	0	0		0	325,500,000	0
95497	22-3368602	AmeriChoice of New Jersey, Inc.	(42,000,000)	0	0	0	(674,639,335)	0		0	(716,639,335)	0
	81-2112951	Angie Coil FNP, PLLC	0	0	0	0	48,883	0		0	48,883	0
	82-4763728	Anne Arundel-SCA Surgicenter, LLC	0	0	0	0	1,350,439	0		0	1,350,439	0
	33-0845269	AppleCare Medical Group St. Francis, Inc.	0	0	0	0	25,770	0		0	25,770	0
	33-0898174	AppleCare Medical Group, Inc.	0	0	0	0	40,124,856	0		0	40,124,856	0
	75-2285078	Arcadia Outpatient Surgery Center, L.P.	0	0	0	0	300,977	0		0	300,977	0
	92-2018253	ArchWell Health Medical of Florida, LLC	0	0	0	0	21,259	0		0	21,259	0

ANNUAL STATEMENT FOR THE YEAR 2023 OF THE Oxford Health Plans (NJ), Inc.

**SCHEDULE Y**

**PART 2 - SUMMARY OF INSURER'S TRANSACTIONS WITH ANY AFFILIATES**

1	2	3	4	5	6	7	8	9	10	11	12	13
NAIC Company Code	ID Number	Names of Insurers and Parent, Subsidiaries or Affiliates	Shareholder Dividends	Capital Contributions	Purchases, Sales or Exchanges of Loans, Securities, Real Estate, Mortgage Loans or Other Investments	Income/ (Disbursements) Incurred in Connection with Guarantees or Undertakings for the Benefit of any Affiliate(s)	Management Agreements and Service Contracts	Income/ (Disbursements) Incurred Under Reinsurance Agreements	*	Any Other Material Activity Not in the Ordinary Course of the Insurer's Business	Totals	Reinsurance Recoverable/ (Payable) on Losses and/or Reserve Credit Taken/(Liability)
	86-3152173	ArchWell Health Professional Services of Alabama, LLC	0	0	0	0	866,779	0		0	866,779	0
	87-2986923	ArchWell Health Professional Services of Arizona, LLC	0	0	0	0	809,067	0		0	809,067	0
	86-3241870	ArchWell Health Professional Services of Kansas, P.A.	0	0	0	0	1,463,680	0		0	1,463,680	0
	86-3222071	ArchWell Health Professional Services of North Carolina, P.C.	0	0	0	0	271,458	0		0	271,458	0
	86-3190019	ArchWell Health Professional Services of Oklahoma, LLC	0	0	0	0	46,568	0		0	46,568	0
	38-4023101	Arizona In-Home Partner-I, LLC	0	0	0	0	85,520	0		0	85,520	0
	81-5027397	Arizona In-Home Partner-II, LLC	0	0	0	0	120,450	0		0	120,450	0
	86-0813232	Arizona Physicians IPA, Inc.	(250,000,000)	0	0	0	(1,690,818,106)	0		0	(1,940,818,106)	0
	47-1716449	Arkansas Home Health Providers-III, LLC	0	0	0	0	100,948	0		0	100,948	0
	47-1754828	Arkansas Home Health Providers-IV, LLC	0	0	0	0	260,894	0		0	260,894	0
	06-1778265	Arkansas HomeCare of Forrest City, LLC	0	0	0	0	530,413	0		0	530,413	0
	33-1154428	Arkansas HomeCare of Fulton, LLC	0	0	0	0	489,705	0		0	489,705	0
	20-3552602	Arkansas HomeCare of Hot Springs, LLC	0	0	0	0	671,379	0		0	671,379	0
	84-2301559	Arkansas In-Home Partner-I, LLC	0	0	0	0	338,805	0		0	338,805	0
	84-2311081	Arkansas In-Home Partner-II, LLC	0	0	0	0	46,312	0		0	46,312	0
	75-2055800	Arlington Surgery Center, LLC	0	0	0	0	421,891	0		0	421,891	0
	86-0882561	Astra Medical Clinic, PLLC	0	0	0	0	21,508	0		0	21,508	0
	16-1761067	Athens-Limestone HomeCare, LLC	0	0	0	0	299,727	0		0	299,727	0
	74-2452953	Atlanta Surgery Center, Ltd. (L.P.)	0	0	0	0	274,299	0		0	274,299	0
	22-3645443	Atlantic Gastro Surgicenter, LLC	0	0	0	0	162,503	0		0	162,503	0
	04-3397450	Atrius Health, Inc.	0	0	0	0	16,008,879	0		0	16,008,879	0
	87-1803974	Atrius MSO, LLC	0	0	0	0	674,149	0		0	674,149	0
	26-3389004	Augusta Home Care Services, LLC	0	0	0	0	850,423	0		0	850,423	0
	30-0842394	AxelaCare Intermediate Holdings, LLC	0	0	0	0	55,344,289	0		0	55,344,289	0
	72-1097827	B.R.A.S.S. Partnership in Commendam	0	0	0	0	521,671	0		0	521,671	0
	72-1506691	Baton Rouge HomeCare, L.L.C.	0	0	0	0	592,382	0		0	592,382	0
	46-1642468	Bayfront HMA Home Health LLC	0	0	0	0	331,551	0		0	331,551	0
	26-3410883	Beauregard Memorial Hospital HomeCare, L.L.C.	0	0	0	0	77,301	0		0	77,301	0
	33-0645967	Beaver Medical Group, P.C.	0	0	0	0	1,867,211	0		0	1,867,211	0
	88-0267857	Behavioral Healthcare Options, Inc.	0	0	0	0	8,866,920	0		0	8,866,920	0
	04-3316367	Behavioral Solutions, P.C.	0	0	0	0	51,394	0		0	51,394	0
	22-2848531	Bergen-Passaic Cataract Laser and Surgery Center, LLC	0	0	0	0	776,297	0		0	776,297	0
	26-3376776	Berwick Home Care Services, LLC	0	0	0	0	48,582	0		0	48,582	0
	22-3858211	Bexar Imaging Center, LLC	0	0	0	0	49,158	0		0	49,158	0
	51-0606314	BGR Acquisition, LLC	0	0	0	0	347,161	0		0	347,161	0
	06-1137222	BHC Services, Inc.	0	0	0	0	338,343	0		0	338,343	0

ANNUAL STATEMENT FOR THE YEAR 2023 OF THE Oxford Health Plans (NJ), Inc.

**SCHEDULE Y**

**PART 2 - SUMMARY OF INSURER'S TRANSACTIONS WITH ANY AFFILIATES**

1	2	3	4	5	6	7	8	9	10	11	12	13
NAIC Company Code	ID Number	Names of Insurers and Parent, Subsidiaries or Affiliates	Shareholder Dividends	Capital Contributions	Purchases, Sales or Exchanges of Loans, Securities, Real Estate, Mortgage Loans or Other Investments	Income/ (Disbursements) Incurred in Connection with Guarantees or Undertakings for the Benefit of any Affiliate(s)	Management Agreements and Service Contracts	Income/ (Disbursements) Incurred Under Reinsurance Agreements	*	Any Other Material Activity Not in the Ordinary Course of the Insurer's Business	Totals	Reinsurance Recoverable/ (Payable) on Losses and/or Reserve Credit Taken/(Liability)
	63-0984076	Birmingham Outpatient Surgery Center, Ltd.	0	0	0	0	2,810,236	0		0	2,810,236	0
	47-4758895	Bloomfield ASC, LLC	0	0	0	0	1,070,473	0		0	1,070,473	0
	62-1530122	Blue Ridge Day Surgery Center, L.P.	0	0	0	0	1,248,673	0		0	1,248,673	0
	65-0241934	Boca Raton Outpatient Surgery & Laser Center, LTD.	0	0	0	0	1,183,372	0		0	1,183,372	0
	20-8826558	Boone Memorial HomeCare, LLC	0	0	0	0	202,254	0		0	202,254	0
	27-3142265	Brevard HMA Home Health, LLC	0	0	0	0	297,248	0		0	297,248	0
	34-1772291	Cambridge Home Health Care, Inc.	0	0	0	0	294,851	0		0	294,851	0
	34-1772292	Cambridge Home Health Care, Inc./Private	0	0	0	0	630,368	0		0	630,368	0
	27-0944633	Camden HomeCare, LLC	0	0	0	0	218,687	0		0	218,687	0
	26-3385545	Cape Fear Valley HomeCare and Hospice, LLC	0	0	0	0	642,736	0		0	642,736	0
	27-3955254	Capital City Medical Group, L.L.C.	0	0	0	0	252,951	0		0	252,951	0
	14-1940881	Capstone Behavioral Health, Inc.	0	0	0	0	32,637	0		0	32,637	0
	59-3338654	Cardiothoracic & Vascular Surgical Associates, P.A.	0	0	0	0	6,721,306	0		0	6,721,306	0
12558	45-4976934	Care Improvement Plus of Texas Insurance Company	(58,000,000)	0	0	0	(52,617)	0		0	(58,052,617)	0
12567	20-3888112	Care Improvement Plus South Central Insurance Company	0	0	0	0	(25,092,109,968)	0		0	(25,092,109,968)	0
14041	27-5038136	Care Improvement Plus Wisconsin Insurance Company	(55,000,000)	0	0	0	(176,637,423)	0		0	(231,637,423)	0
	84-3894124	CareMount Value Partners IPA, LLC	0	0	0	0	2,073,637,578	0		0	2,073,637,578	0
	61-1306845	Caretenders of Cleveland, Inc.	0	0	0	0	1,606,498	0		0	1,606,498	0
	20-5890994	Caretenders of Jacksonville, LLC	0	0	0	0	223,080	0		0	223,080	0
	30-0425709	Caretenders Visiting Services of District 6, LLC	0	0	0	0	1,294,497	0		0	1,294,497	0
	30-0425714	Caretenders Visiting Services of District 7, LLC	0	0	0	0	253,543	0		0	253,543	0
	30-0425715	Caretenders Visiting Services of Gainesville, LLC	0	0	0	0	548,464	0		0	548,464	0
	20-5826497	Caretenders Visiting Services of Hernando County, LLC	0	0	0	0	1,665,444	0		0	1,665,444	0
	20-3021812	Caretenders Visiting Services of Kentuckiana, LLC	0	0	0	0	718,657	0		0	718,657	0
	20-4522444	Caretenders Visiting Services of Ocala, LLC	0	0	0	0	479,450	0		0	479,450	0
	20-5826531	Caretenders Visiting Services of Pinellas County, LLC	0	0	0	0	672,573	0		0	672,573	0
	20-5826553	Caretenders Visiting Services of Southern Illinois, LLC	0	0	0	0	259,793	0		0	259,793	0
	20-2910357	Caretenders Visiting Services of St. Augustine, LLC	0	0	0	0	556,169	0		0	556,169	0
	26-1258759	Caretenders VS of Boston, LLC	0	0	0	0	1,808,411	0		0	1,808,411	0

ANNUAL STATEMENT FOR THE YEAR 2023 OF THE Oxford Health Plans (NJ), Inc.

**SCHEDULE Y**

**PART 2 - SUMMARY OF INSURER'S TRANSACTIONS WITH ANY AFFILIATES**

1	2	3	4	5	6	7	8	9	10	11	12	13
NAIC Company Code	ID Number	Names of Insurers and Parent, Subsidiaries or Affiliates	Shareholder Dividends	Capital Contributions	Purchases, Sales or Exchanges of Loans, Securities, Real Estate, Mortgage Loans or Other Investments	Income/ (Disbursements) Incurred in Connection with Guarantees or Undertakings for the Benefit of any Affiliate(s)	Management Agreements and Service Contracts	Income/ (Disbursements) Incurred Under Reinsurance Agreements	*	Any Other Material Activity Not in the Ordinary Course of the Insurer's Business	Totals	Reinsurance Recoverable/ (Payable) on Losses and/or Reserve Credit Taken/(Liability)
	26-1259391	Caretenders VS of Central KY, LLC	0	0	0	0	1,862,771	0		0	1,862,771	0
	26-3632764	Caretenders VS of Lincoln Trail, LLC	0	0	0	0	491,917	0		0	491,917	0
	26-1264112	Caretenders VS of Louisville, LLC	0	0	0	0	1,800,376	0		0	1,800,376	0
	26-3706241	Caretenders VS of Ohio, LLC	0	0	0	0	329,660	0		0	329,660	0
	26-1258938	Caretenders VS of Western KY, LLC	0	0	0	0	498,134	0		0	498,134	0
	27-0385539	Carnegie Hill Endoscopy, LLC	0	0	0	0	2,811,559	0		0	2,811,559	0
	56-1780933	Carolina Behavioral Care, P.A.	0	0	0	0	292,732	0		0	292,732	0
	52-2072546	Carroll Counseling Center LLC	0	0	0	0	77,012	0		0	77,012	0
	86-0872916	Carson Endoscopy Center, LLC	0	0	0	0	91,543	0		0	91,543	0
	81-3020487	Castle Hills Surgicare, LLC	0	0	0	0	119,317	0		0	119,317	0
	82-5207935	Castle Rock SurgiCenter, LLC	0	0	0	0	1,003,202	0		0	1,003,202	0
	82-1715584	CCEC Anesthesia Management, LLC	0	0	0	0	100,352	0		0	100,352	0
	62-1358032	Cedar Creek Home Health Care Agency, LLC	0	0	0	0	223,479	0		0	223,479	0
	27-2533497	Cedar Park Surgery Center, LLC	0	0	0	0	475,118	0		0	475,118	0
	85-3324771	Center for Restorative Surgery at Maple Grove, LLC	0	0	0	0	224,293	0		0	224,293	0
	33-0483510	Centers for Family Medicine, GP	0	0	0	0	683,405	0		0	683,405	0
	22-3669777	Central Jersey Ambulatory Surgical Center, L.L.C.	0	0	0	0	390,609	0		0	390,609	0
	20-4408565	Centre Home Care LLC	0	0	0	0	202,202	0		0	202,202	0
42765	42-1194107	Centurion Casualty Company	0	0	0	0	(1,370,923)	0		0	(1,370,923)	0
	58-1709761	Charleston Surgery Center Limited Partnership	0	0	0	0	735,413	0		0	735,413	0
	56-1449531	Charlotte Surgery Center, LLC	0	0	0	0	2,767,957	0		0	2,767,957	0
	82-4075002	Chatham Orthopaedic ASC, LLC	0	0	0	0	626,029	0		0	626,029	0
	52-2008916	Chester River Home Care & Hospice, LLC	0	0	0	0	36,295	0		0	36,295	0
	57-0876493	Chesterfield Visiting Nurses Service, Inc.	0	0	0	0	79,814	0		0	79,814	0
	26-2389638	Childrens Surgery Center LLC	0	0	0	0	762,618	0		0	762,618	0
	26-4651320	Christopher Stalberg, M.D., PLLC	0	0	0	0	57,598	0		0	57,598	0
	62-1510209	Citrus Regional Surgery Center, L.P.	0	0	0	0	384,069	0		0	384,069	0
	80-0278168	Clarksville Home Care Services, LLC	0	0	0	0	980,005	0		0	980,005	0
	11-3729602	Clay County Hospital Home Care, LLC	0	0	0	0	247,676	0		0	247,676	0
	20-3742012	Cleburne Surgical Center, LLC	0	0	0	0	640,161	0		0	640,161	0
	26-3388524	Cleveland Home Care Services, LLC	0	0	0	0	271,790	0		0	271,790	0
	45-4406745	Clinton Home Health & Hospice, LLC	0	0	0	0	130,014	0		0	130,014	0
	20-2236024	Clinton Partners, LLC	0	0	0	0	139,508	0		0	139,508	0
	26-2688869	CMC Home Health and Hospice, LLC	0	0	0	0	160,679	0		0	160,679	0
	54-1565761	Coastal Counseling Center, Inc.	0	0	0	0	39,233	0		0	39,233	0
	20-3056794	Cognitive-Behavioral Therapy Center of Western North Carolina, P.A.	0	0	0	0	100,914	0		0	100,914	0
	27-2337487	Collaborative Care Services, Inc.	0	0	0	0	34,592,291	0		0	34,592,291	0
	02-0626080	Colonial Family Practice, L.L.C.	0	0	0	0	2,951,069	0		0	2,951,069	0
	83-1529015	Colonial Outpatient Surgery Center, LLC	0	0	0	0	678,851	0		0	678,851	0
	61-1813323	Colorado In-Home Partner-I, LLC	0	0	0	0	92,743	0		0	92,743	0

423



ANNUAL STATEMENT FOR THE YEAR 2023 OF THE Oxford Health Plans (NJ), Inc.

**SCHEDULE Y**

**PART 2 - SUMMARY OF INSURER'S TRANSACTIONS WITH ANY AFFILIATES**

1	2	3	4	5	6	7	8	9	10	11	12	13
NAIC Company Code	ID Number	Names of Insurers and Parent, Subsidiaries or Affiliates	Shareholder Dividends	Capital Contributions	Purchases, Sales or Exchanges of Loans, Securities, Real Estate, Mortgage Loans or Other Investments	Income/ (Disbursements) Incurred in Connection with Guarantees or Undertakings for the Benefit of any Affiliate(s)	Management Agreements and Service Contracts	Income/ (Disbursements) Incurred Under Reinsurance Agreements	*	Any Other Material Activity Not in the Ordinary Course of the Insurer's Business	Totals	Reinsurance Recoverable/ (Payable) on Losses and/or Reserve Credit Taken/(Liability)
52-2052733	06-1254084	Columbia Counseling Center P.A. Connecticut Home Health Care, Incorporated	0	0	0	0	106,414	0		0	106,414	0
06-1592173		Connecticut Surgery Center, Limited Partnership	0	0	0	0	309,080	0		0	309,080	0
27-0533277		Coosa Valley HomeCare, LLC	0	0	0	0	712,769	0		0	712,769	0
20-2595593		Corpus Christi Endoscopy Center, L.L.P.	0	0	0	0	869,808	0		0	869,808	0
75-2862780		Cross Timbers Surgery Center, LLC	0	0	0	0	302,124	0		0	302,124	0
26-3376835		Crossroads Home Care Services, LLC	0	0	0	0	557,168	0		0	557,168	0
27-0476822		Crystal Run Ambulatory Surgery Center of Middletown, LLC	0	0	0	0	71,883	0		0	71,883	0
13-3843560		Crystal Run Healthcare Physicians LLP	0	0	0	0	326,155	0		0	326,155	0
34-2013785		Dallas County Medical Center HomeCare, L.L.C.	0	0	0	0	12,484,379	0		0	12,484,379	0
63-1263704		Danbury Surgical Center, L.P.	0	0	0	0	131,595	0		0	131,595	0
11-2811353		Day-OP Center Of Long Island Inc.	0	0	0	0	1,280,957	0		0	1,280,957	0
52-1811176		DBP Services of New York IPA, Inc.	0	0	0	0	209,873	0		0	209,873	0
51-0401940		Delaware Surgery Center, LLC	0	0	0	0	1,063,122	0		0	1,063,122	0
52-1452809		Dental Benefit Providers of California, Inc.	0	0	0	0	657,805	0		0	657,805	0
41-2014834		Dental Benefit Providers, Inc.	2,100,000	0	0	0	(18,661,156)	0		0	(18,661,156)	0
47-0926556		Denton Surgery Center, LLC	0	0	0	0	268,849,635	0		0	270,949,635	0
82-1436601		Derry Surgical Center, LLC	0	0	0	0	713,841	0		0	713,841	0
33-0292435		Digestive Disease Center, L.P.	0	0	0	0	245,261	0		0	245,261	0
45-3329728		Discovery Counseling & Consulting, LLC	0	0	0	0	187,232	0		0	187,232	0
20-0419099		Doc Martins, PLLC	0	0	0	0	68,434	0		0	68,434	0
82-5264853		Dry Creek Surgery Center, LLC	0	0	0	0	345,943	0		0	345,943	0
82-5181311		DTC Surgery Center, LLC	0	0	0	0	263,208	0		0	263,208	0
27-2103713		Dublin Surgery Center, LLC	0	0	0	0	2,700,591	0		0	2,700,591	0
82-0668583		Duluth Surgical Suites, LLC	0	0	0	0	435,628	0		0	435,628	0
04-3106404		Durable Medical Equipment, Inc.	0	0	0	0	204,656	0		0	204,656	0
59-3625966		DWIC of Tampa Bay, Inc.	0	0	0	0	79,169	0		0	79,169	0
59-3705426		E Street Endoscopy, LLC	0	0	0	0	1,738,333	0		0	1,738,333	0
95-4660712		Ear Professionals International Corporation	0	0	0	0	340,028	0		0	340,028	0
26-4812422		East Alabama Medical Center HomeCare, LLC	0	0	0	0	226,219,090	0		0	226,219,090	0
02-0593133		East Brunswick Surgery Center, LLC	0	0	0	0	596,047	0		0	596,047	0
26-3006590		East Side Endoscopy, L.L.C.	0	0	0	0	188,575	0		0	188,575	0
61-0981240		Edelson and Associates, Inc.	0	0	0	0	1,481,724	0		0	1,481,724	0
72-1133426		Egan Health Care Corporation	0	0	0	0	20,642	0		0	20,642	0
72-1437928		Egan Healthcare of Northshore, Inc.	0	0	0	0	1,263,635	0		0	1,263,635	0
72-1430044		Egan Healthcare of Plaquemines, Inc.	0	0	0	0	907,406	0		0	907,406	0
26-4626302		EI Dorado Home Care Services, LLC	0	0	0	0	1,363,780	0		0	1,363,780	0
62-1204869		Elk Valley Health Services, LLC	0	0	0	0	154,166	0		0	154,166	0
			0	0	0	0	1,912,939	0		0	1,912,939	0

ANNUAL STATEMENT FOR THE YEAR 2023 OF THE Oxford Health Plans (NJ), Inc.

**SCHEDULE Y**

**PART 2 - SUMMARY OF INSURER'S TRANSACTIONS WITH ANY AFFILIATES**

1	2	3	4	5	6	7	8	9	10	11	12	13
NAIC Company Code	ID Number	Names of Insurers and Parent, Subsidiaries or Affiliates	Shareholder Dividends	Capital Contributions	Purchases, Sales or Exchanges of Loans, Securities, Real Estate, Mortgage Loans or Other Investments	Income/ (Disbursements) Incurred in Connection with Guarantees or Undertakings for the Benefit of any Affiliate(s)	Management Agreements and Service Contracts	Income/ (Disbursements) Incurred Under Reinsurance Agreements	*	Any Other Material Activity Not in the Ordinary Course of the Insurer's Business	Totals	Reinsurance Recoverable/ (Payable) on Losses and/or Reserve Credit Taken/(Liability)
	62-1502718	Emerald Coast Surgery Center, L.P.	0	0	0	0	465,925	0		0	465,925	0
	33-0181426	Empire Physicians' Medical Group, Inc.	0	0	0	0	27,685,018	0		0	27,685,018	0
	26-3388740	Emporia Home Care Services, LLC	0	0	0	0	313,923	0		0	313,923	0
	84-1693856	Endoscopy Center of Bucks County, LP	0	0	0	0	83,521	0		0	83,521	0
	36-4427974	Endoscopy Center of Western New York, L.L.C.	0	0	0	0	305,158	0		0	305,158	0
89087	75-1617708	Enterprise Life Insurance Company	(52,000,000)	0	0	0	(24,260,576)	62,818,767		0	(13,441,809)	(58,465,655)
	27-2767291	EPIC Health Plan	0	0	0	0	194,012,313	0		0	194,012,313	0
	90-0624377	Eugene Therapy, LLC	0	0	0	0	96,717	0		0	96,717	0
	72-1587844	Eureka Springs Hospital HomeCare, LLC	0	0	0	0	271,219	0		0	271,219	0
	61-1752488	Evolve, LLC	0	0	0	0	54,704	0		0	54,704	0
	27-0927202	Eye Specialists Surgery Centers LLC	0	0	0	0	242,162	0		0	242,162	0
	46-3765364	Fairhaven Holdings, LLC	0	0	0	0	105,129	0		0	105,129	0
	27-0820363	Family Counseling Associates of Salem Andover LLC	0	0	0	0	156,308	0		0	156,308	0
	88-0223385	Family Health Care Services	0	0	0	0	4,205,357	0		0	4,205,357	0
	88-0257036	Family Home Hospice, Inc.	0	0	0	0	540,645	0		0	540,645	0
	26-3598263	Fayette Medical Center HomeCare, LLC	0	0	0	0	175,925	0		0	175,925	0
	87-4007730	Ferrell Physician Services, P.C.	0	0	0	0	389,711	0		0	389,711	0
	82-2929226	First Coast Orthopedic Center, LLC	0	0	0	0	765,491	0		0	765,491	0
	47-2066485	First Hill Surgery Center, LLC	0	0	0	0	1,031,803	0		0	1,031,803	0
	26-3376655	Florence Home Care Services, LLC	0	0	0	0	486,235	0		0	486,235	0
	62-1551098	Florence Surgery Center, L.P.	0	0	0	0	781,844	0		0	781,844	0
	57-0876491	Florence Visiting Nurses Service, Inc.	0	0	0	0	91,130	0		0	91,130	0
	37-1533134	Floyd HomeCare, LLC	0	0	0	0	818,364	0		0	818,364	0
	20-4408510	Fort Payne Home Care, LLC	0	0	0	0	153,905	0		0	153,905	0
	27-1014059	Fort Smith HMA Home Health, LLC	0	0	0	0	118,520	0		0	118,520	0
	77-0368346	Fort Worth Endoscopy Centers, LLC	0	0	0	0	1,791,826	0		0	1,791,826	0
	68-0499459	Foundation Surgery Affiliate of Huntingdon Valley, L.P.	0	0	0	0	434,813	0		0	434,813	0
	26-3388787	Franklin Home Care Services, LLC	0	0	0	0	139,305	0		0	139,305	0
	20-3412606	Franklin Surgical Center LLC	0	0	0	0	392,343	0		0	392,343	0
62324	61-1096685	Freedom Life Insurance Company of America	(83,000,000)	0	0	0	(601,400,622)	(62,905,254)		0	(747,305,876)	58,609,463
	52-2230470	FrontierMEDEX, Inc.	0	0	0	0	300,063	0		0	300,063	0
	26-3375349	Gadsden Home Care Services, LLC	0	0	0	0	132,859	0		0	132,859	0
	20-4828017	Galesburg Home Care, LLC	0	0	0	0	234,250	0		0	234,250	0
	20-0146314	Gamma Acquisition Inc.	0	0	0	0	243,184	0		0	243,184	0
	38-3749123	Georgia HomeCare of Harris, LLC	0	0	0	0	408,899	0		0	408,899	0
	62-1160679	Gericare, LLC	0	0	0	0	82,295	0		0	82,295	0
	65-1025514	Gladiolus Surgery Center, L.L.C.	0	0	0	0	543,768	0		0	543,768	0
	47-3495605	GLBESC, LLC	0	0	0	0	661,511	0		0	661,511	0
	33-0595220	Glenwood Surgical Center, L.P.	0	0	0	0	110,143	0		0	110,143	0
	37-0855360	Golden Rule Financial Corporation	190,500,000	0	0	0	0	0		0	190,500,000	0
62286	37-6028756	Golden Rule Insurance Company	(181,500,000)	0	0	0	(405,006,015)	0		0	(586,506,015)	0

42.5

ANNUAL STATEMENT FOR THE YEAR 2023 OF THE Oxford Health Plans (NJ), Inc.

**SCHEDULE Y**

**PART 2 - SUMMARY OF INSURER'S TRANSACTIONS WITH ANY AFFILIATES**

1	2	3	4	5	6	7	8	9	10	11	12	13
NAIC Company Code	ID Number	Names of Insurers and Parent, Subsidiaries or Affiliates	Shareholder Dividends	Capital Contributions	Purchases, Sales or Exchanges of Loans, Securities, Real Estate, Mortgage Loans or Other Investments	Income/ (Disbursements) Incurred in Connection with Guarantees or Undertakings for the Benefit of any Affiliate(s)	Management Agreements and Service Contracts	Income/ (Disbursements) Incurred Under Reinsurance Agreements	*	Any Other Material Activity Not in the Ordinary Course of the Insurer's Business	Totals	Reinsurance Recoverable/ (Payable) on Losses and/or Reserve Credit Taken/(Liability)
	33-0529450	Golden Triangle Surgicenter, L.P.	0	0	0	0	254,913	0		0	254,913	0
	26-3376889	Granite City Home Care Services, LLC	0	0	0	0	444,955	0		0	444,955	0
	26-2578433	Grant Memorial HomeCare and Hospice, LLC	0	0	0	0	97,030	0		0	97,030	0
	93-1237063	Grants Pass Surgery Center, LLC	0	0	0	0	129,059	0		0	129,059	0
	27-2337725	Greater Phoenix Collaborative Care, P.C.	0	0	0	0	2,195,124	0		0	2,195,124	0
	36-4053840	Greensboro Specialty Surgery Center, LLC	0	0	0	0	1,386,029	0		0	1,386,029	0
	74-2411643	Greenville Surgery Center, LLC	0	0	0	0	402,910	0		0	402,910	0
	85-3346468	Greenway Surgical Suites, LLC	0	0	0	0	214,890	0		0	214,890	0
	01-0619096	Grove Place Surgery Center, L.L.C.	0	0	0	0	1,044,100	0		0	1,044,100	0
	16-1727633	GSHS Home Health, LLC	0	0	0	0	303,064	0		0	303,064	0
	47-3071064	Guilford Surgery Center, LLC	0	0	0	0	473,405	0		0	473,405	0
	AA-3770473	H&W Indemnity (SPC), Ltd.	0	0	0	0	0	6,350,304		0	6,350,304	40,233,905
79480	35-1279304	Harken Health Insurance Company	(10,000,000)	0	0	0	252,758	0		0	(9,747,242)	0
	26-3234725	Harrison Endo Surgical Center, LLC	0	0	0	0	163,280	0		0	163,280	0
	58-2065044	Hawthorn Place Outpatient Surgery Center, L.P.	0	0	0	0	884,743	0		0	884,743	0
	27-4579547	Hays Surgery Center, LLC	0	0	0	0	288,550	0		0	288,550	0
	87-0862570	Health at Home - Seattle Metro, LLC	0	0	0	0	340,139	0		0	340,139	0
	87-0835646	Health at Home Hospice - Chicago, LLC	0	0	0	0	81,163	0		0	81,163	0
	87-1080305	Health at Home Therapy - Atlanta, LLC	0	0	0	0	82,168	0		0	82,168	0
	87-0999492	Health at Home Therapy - Greenville, LLC	0	0	0	0	140,525	0		0	140,525	0
	87-0967144	Health at Home Therapy - Knoxville, LLC	0	0	0	0	248,315	0		0	248,315	0
	87-0934773	Health at Home Therapy - New Jersey, LLC	0	0	0	0	247,907	0		0	247,907	0
96342	88-0201035	Health Plan of Nevada, Inc.	(50,000,000)	0	0	0	(665,335,543)	147,899		0	(715,187,644)	37,289
	75-2674367	Healthcare Associates of Irving PLLC	0	0	0	0	2,538,304	0		0	2,538,304	0
	95-4526112	HealthCare Partners Affiliates Medical Group	0	0	0	0	3,230,568	0		0	3,230,568	0
	26-4247365	HealthCare Partners ASC-HB, LLC	0	0	0	0	47,768	0		0	47,768	0
	95-4628842	HealthCare Partners ASC-LB, LLC	0	0	0	0	24,168	0		0	24,168	0
	20-3349887	HealthEast Surgery Center-Maplewood, LLC	0	0	0	0	533,186	0		0	533,186	0
	47-2570595	HealthMarkets Group, Inc.	12,300,000	0	0	0	0	0		0	12,300,000	0
		HealthMarkets, LLC	3,000,000	0	0	0	0	0		0	3,000,000	0
	45-2548158	Healthplex Dental Services, Inc.	0	0	0	0	1,171	0		0	1,171	0
11172	11-3469326	Healthplex Insurance Company	0	18,500,000	0	0	(75,722)	0		0	18,424,278	0
12830	20-5343824	Healthplex of NJ, Inc.	0	0	0	0	1,616	0		0	1,616	0
	11-2714365	Healthplex, Inc.	0	(5,000,000)	0	0	90,862	0		0	(4,909,138)	0
	47-1410565	Heart of Hospice, LLC	0	0	0	0	942,877	0		0	942,877	0
	80-0020865	Heron Ridge Assoc., P.L.C.	0	0	0	0	103,490	0		0	103,490	0
	26-1309422	HGA HomeCare, LLC	0	0	0	0	2,340,181	0		0	2,340,181	0
	87-2027148	HH Health System-Jackson, LLC	0	0	0	0	2,010,271	0		0	2,010,271	0
	37-1826396	HHA of Wisconsin, LLC	0	0	0	0	32,681	0		0	32,681	0
	84-1472832	Highlands Ranch Healthcare, LLC	0	0	0	0	1,805,603	0		0	1,805,603	0
	27-1362827	HMC Home Health, LLC	0	0	0	0	152,984	0		0	152,984	0
	55-0668235	Home Care Plus, Inc.	0	0	0	0	591,717	0		0	591,717	0

ANNUAL STATEMENT FOR THE YEAR 2023 OF THE Oxford Health Plans (NJ), Inc.

**SCHEDULE Y**

**PART 2 - SUMMARY OF INSURER'S TRANSACTIONS WITH ANY AFFILIATES**

1	2	3	4	5	6	7	8	9	10	11	12	13
NAIC Company Code	ID Number	Names of Insurers and Parent, Subsidiaries or Affiliates	Shareholder Dividends	Capital Contributions	Purchases, Sales or Exchanges of Loans, Securities, Real Estate, Mortgage Loans or Other Investments	Income/ (Disbursements) Incurred in Connection with Guarantees or Undertakings for the Benefit of any Affiliate(s)	Management Agreements and Service Contracts	Income/ (Disbursements) Incurred Under Reinsurance Agreements	*	Any Other Material Activity Not in the Ordinary Course of the Insurer's Business	Totals	Reinsurance Recoverable/ (Payable) on Losses and/or Reserve Credit Taken/(Liability)
	20-0832146	Home Health Agency - Collier, LLC	0	0	0	0	383,330	0		0	383,330	0
	59-3757325	Home Health Agency - Hillsborough, LLC	0	0	0	0	20,685	0		0	20,685	0
	20-1408322	Home Health Agency - Indiana, LLC	0	0	0	0	506,286	0		0	506,286	0
	59-3757322	Home Health Agency - Pennsylvania, LLC	0	0	0	0	35,807	0		0	35,807	0
	59-3757320	Home Health Agency - Pinellas, LLC	0	0	0	0	403,133	0		0	403,133	0
	27-1755342	Home Health Care by Black Stone of Central Ohio, LLC	0	0	0	0	126,303	0		0	126,303	0
	27-4109403	Home Health Care by Black Stone of Cincinnati, LLC	0	0	0	0	160,297	0		0	160,297	0
	27-4109553	Home Health Care by Black Stone of Dayton, LLC	0	0	0	0	307,769	0		0	307,769	0
	38-4003190	Home Health of Jefferson Co, LLC	0	0	0	0	409,504	0		0	409,504	0
	52-0998217	HomeCall, LLC	0	0	0	0	550,803	0		0	550,803	0
	74-2758644	Homecare Dimensions, Inc.	0	0	0	0	51,013	0		0	51,013	0
	34-1994325	Hood Home Health Service, L.L.C.	0	0	0	0	788,630	0		0	788,630	0
	37-1533130	Housecalls Home Health and Hospice, LLC	0	0	0	0	339,801	0		0	339,801	0
	38-3925282	Illinois LIV, LLC	0	0	0	0	64,503	0		0	64,503	0
	46-3020499	IN Homecare Network North, LLC	0	0	0	0	764,811	0		0	764,811	0
	27-3296953	IN Style OPTICAL, LLC	0	0	0	0	54,718	0		0	54,718	0
	63-1112659	Infirmiry Home Health Agency, Inc.	0	0	0	0	1,685,743	0		0	1,685,743	0
	33-0018673	Inland Surgery Center, L.P.	0	0	0	0	231,742	0		0	231,742	0
	30-0781533	Innovative Senior Care Home Health of Alabama, LLC	0	0	0	0	392,350	0		0	392,350	0
	27-4318872	Innovative Senior Care Home Health of Charlotte, LLC	0	0	0	0	403,653	0		0	403,653	0
	27-0329830	Innovative Senior Care Home Health of Chicago, LLC	0	0	0	0	709,890	0		0	709,890	0
	26-2611755	Innovative Senior Care Home Health of Detroit, LLC	0	0	0	0	111,726	0		0	111,726	0
	27-2620181	Innovative Senior Care Home Health of Durham, LLC	0	0	0	0	473,755	0		0	473,755	0
	27-2619513	Innovative Senior Care Home Health of Edmond, LLC	0	0	0	0	414,404	0		0	414,404	0
	45-2502527	Innovative Senior Care Home Health of Hartford, LLC	0	0	0	0	299,723	0		0	299,723	0
	45-2952600	Innovative Senior Care Home Health of High Point, LLC	0	0	0	0	1,095,038	0		0	1,095,038	0
	26-3285980	Innovative Senior Care Home Health of Indianapolis, LLC	0	0	0	0	138,655	0		0	138,655	0
	26-3445808	Innovative Senior Care Home Health of Minneapolis, LLC	0	0	0	0	386,984	0		0	386,984	0
	26-1736377	Innovative Senior Care Home Health of Ohio, LLC	0	0	0	0	410,498	0		0	410,498	0

ANNUAL STATEMENT FOR THE YEAR 2023 OF THE Oxford Health Plans (NJ), Inc.

**SCHEDULE Y**

**PART 2 - SUMMARY OF INSURER'S TRANSACTIONS WITH ANY AFFILIATES**

1	2	3	4	5	6	7	8	9	10	11	12	13
NAIC Company Code	ID Number	Names of Insurers and Parent, Subsidiaries or Affiliates	Shareholder Dividends	Capital Contributions	Purchases, Sales or Exchanges of Loans, Securities, Real Estate, Mortgage Loans or Other Investments	Income/ (Disbursements) Incurred in Connection with Guarantees or Undertakings for the Benefit of any Affiliate(s)	Management Agreements and Service Contracts	Income/ (Disbursements) Incurred Under Reinsurance Agreements	*	Any Other Material Activity Not in the Ordinary Course of the Insurer's Business	Totals	Reinsurance Recoverable/ (Payable) on Losses and/or Reserve Credit Taken/(Liability)
	26-2863172	Innovative Senior Care Home Health of Portland, LLC	0	0	0	0	164,201	0		0	164,201	0
	45-2502463	Innovative Senior Care Home Health of Rhode Island, LLC	0	0	0	0	133,649	0		0	133,649	0
	26-3445898	Innovative Senior Care Home Health of St. Louis, LLC	0	0	0	0	1,274,332	0		0	1,274,332	0
	27-4586855	Innovative Senior Care Home Health of Tulsa, LLC	0	0	0	0	523,287	0		0	523,287	0
	47-5640889	INOV8 Surgical at Memorial City, LLC	0	0	0	0	1,200,378	0		0	1,200,378	0
	27-2557480	Integrated Behavioral Health, LLC	0	0	0	0	235,200	0		0	235,200	0
11173	22-2321226	International Healthcare Services, Inc.	0	0	0	0	(417,654)	0		0	(417,654)	0
	26-1806757	Jefferson Regional HomeCare, LLC	0	0	0	0	1,231,777	0		0	1,231,777	0
	74-2544709	Joliet Surgery Center Limited Partnership	0	0	0	0	516,939	0		0	516,939	0
	26-3013277	Jonathan E. Goldberg, Ph.D., Inc.	0	0	0	0	126,095	0		0	126,095	0
	68-0624157	Jordan Ridge Family Medicine, LLC	0	0	0	0	42,314	0		0	42,314	0
	26-3388719	Jourdanton Home Care Services, LLC	0	0	0	0	286,304	0		0	286,304	0
	26-3478896	Joyce Marter & Associates, P.C.	0	0	0	0	183,272	0		0	183,272	0
	30-0089259	K.P. Counseling, Ltd.	0	0	0	0	56,701	0		0	56,701	0
	76-0386391	Kelsey-Seybold Medical Group, PLLC	0	0	0	0	375,705,407	0		0	375,705,407	0
	26-4812417	Kentucky HomeCare of Henderson, LLC	0	0	0	0	111,655	0		0	111,655	0
	35-2592972	Kentucky In-Home Partner-I, LLC	0	0	0	0	106,440	0		0	106,440	0
	82-3982951	Kentucky In-Home Partner-II, LLC	0	0	0	0	169,896	0		0	169,896	0
	46-4923653	Kentucky LV, LLC	0	0	0	0	261,563	0		0	261,563	0
	37-1862951	Key West HHA, LLC	0	0	0	0	271,252	0		0	271,252	0
	30-0961579	Kirksville Home Care Services, LLC	0	0	0	0	78,273	0		0	78,273	0
	38-3940574	Knoxville Home Care Services, LLC	0	0	0	0	459,924	0		0	459,924	0
	76-0602862	KS Management Services, L.L.C.	0	0	0	0	16,777,202	0		0	16,777,202	0
	84-2355006	KS Pharm, LLC	0	0	0	0	50,682	0		0	50,682	0
12827	20-5602615	KS Plan Administrators, LLC	0	0	0	0	(370,527,743)	0		10,000,000	(360,527,743)	0
	84-2241460	KS SC, LLC	0	0	0	0	585,196	0		0	585,196	0
	81-0704452	La Porte Home Care Services, LLC	0	0	0	0	106,430	0		0	106,430	0
	27-3073250	Lakeland Home Care Services, LLC	0	0	0	0	247,494	0		0	247,494	0
	26-3376587	Lancaster Home Care Services, LLC	0	0	0	0	455,567	0		0	455,567	0
	85-0997438	Landmark Medical of Arkansas, P.A.	0	0	0	0	2,623,839	0		0	2,623,839	0
	47-4553619	Landmark Medical of California, PC	0	0	0	0	2,886,155	0		0	2,886,155	0
	83-2295301	Landmark Medical of Connecticut, PC	0	0	0	0	2,880,250	0		0	2,880,250	0
	82-4633545	Landmark Medical of Kansas, P.A.	0	0	0	0	2,520,318	0		0	2,520,318	0
	82-4881602	Landmark Medical of Kentucky, PSC	0	0	0	0	5,263,400	0		0	5,263,400	0
	81-5364097	Landmark Medical of Massachusetts, PLLC	0	0	0	0	6,967,045	0		0	6,967,045	0
	86-3599871	Landmark Medical of Michigan, P.C.	0	0	0	0	5,570,985	0		0	5,570,985	0
	82-5084178	Landmark Medical of Mississippi, P.C.	0	0	0	0	1,682,466	0		0	1,682,466	0
	82-4857713	Landmark Medical of Missouri, P.C.	0	0	0	0	6,191,837	0		0	6,191,837	0
	85-1174070	Landmark Medical of New Hampshire, P.C.	0	0	0	0	868,366	0		0	868,366	0

ANNUAL STATEMENT FOR THE YEAR 2023 OF THE Oxford Health Plans (NJ), Inc.

**SCHEDULE Y**

**PART 2 - SUMMARY OF INSURER'S TRANSACTIONS WITH ANY AFFILIATES**

1	2	3	4	5	6	7	8	9	10	11	12	13
NAIC Company Code	ID Number	Names of Insurers and Parent, Subsidiaries or Affiliates	Shareholder Dividends	Capital Contributions	Purchases, Sales or Exchanges of Loans, Securities, Real Estate, Mortgage Loans or Other Investments	Income/ (Disbursements) Incurred in Connection with Guarantees or Undertakings for the Benefit of any Affiliate(s)	Management Agreements and Service Contracts	Income/ (Disbursements) Incurred Under Reinsurance Agreements	*	Any Other Material Activity Not in the Ordinary Course of the Insurer's Business	Totals	Reinsurance Recoverable/ (Payable) on Losses and/or Reserve Credit Taken/(Liability)
82-4256752		Landmark Medical of North Carolina, P.C.	0	0	0	0	7,704,992	0		0	7,704,992	0
82-4864947		Landmark Medical of Ohio, Professional Corporation	0	0	0	0	21,936,076	0		0	21,936,076	0
47-2926188		Landmark Medical of Oregon, PC	0	0	0	0	5,164,158	0		0	5,164,158	0
81-1605378		Landmark Medical of Pennsylvania, PC	0	0	0	0	2,955,150	0		0	2,955,150	0
84-2830065		Landmark Medical of Rhode Island, PC	0	0	0	0	4,931,107	0		0	4,931,107	0
30-1288593		Landmark Medical of Tennessee, PC	0	0	0	0	130,247,320	0		0	130,247,320	0
83-2296389		Landmark Medical of Texas, PA	0	0	0	0	8,823,953	0		0	8,823,953	0
85-0839774		Landmark Medical of Virginia, P.C.	0	0	0	0	6,121,979	0		0	6,121,979	0
47-3028655		Landmark Medical of Washington, PC	0	0	0	0	3,296,019	0		0	3,296,019	0
47-1588943		Landmark Medical, P.C.	0	0	0	0	17,696,405	0		0	17,696,405	0
32-0446592		Landmark MSO, LLC	0	0	0	0	(41,785,661)	0		0	(41,785,661)	0
20-1257620		Leaf River Home Health Care, LLC	0	0	0	0	240,281	0		0	240,281	0
61-1028180		Lexington Surgery Center, Ltd.	0	0	0	0	1,105,330	0		0	1,105,330	0
36-3468942		LGH-A/Golf ASTC, L.L.C.	0	0	0	0	434,479	0		0	434,479	0
26-2678253		LHC HomeCare of Tennessee, LLC	0	0	0	0	969,039	0		0	969,039	0
87-1012762		LHCG CCI, LLC	0	0	0	0	47,603	0		0	47,603	0
86-3803711		LHCG CCI, LLC	0	0	0	0	32,788	0		0	32,788	0
88-0998942		LHCG CCXXII, LLC	0	0	0	0	503,017	0		0	503,017	0
88-3537979		LHCG CCXXV, LLC	0	0	0	0	47,039	0		0	47,039	0
88-3281766		LHCG CCXXVI, LLC	0	0	0	0	460,235	0		0	460,235	0
88-3285752		LHCG CCXXVII, LLC	0	0	0	0	333,566	0		0	333,566	0
88-3303273		LHCG CCXXVIII, LLC	0	0	0	0	42,806	0		0	42,806	0
84-4776234		LHCG CLIII, LLC	0	0	0	0	403,566	0		0	403,566	0
84-4776384		LHCG CLIV, LLC	0	0	0	0	240,364	0		0	240,364	0
84-4829877		LHCG CLV, LLC	0	0	0	0	204,564	0		0	204,564	0
84-4829979		LHCG CLVI, LLC	0	0	0	0	558,899	0		0	558,899	0
85-0778549		LHCG CLVII, LLC	0	0	0	0	896,718	0		0	896,718	0
85-0788038		LHCG CLXI, LLC	0	0	0	0	385,757	0		0	385,757	0
85-2788913		LHCG CLXIX, LLC	0	0	0	0	47,822	0		0	47,822	0
85-2474342		LHCG CLXV, LLC	0	0	0	0	327,336	0		0	327,336	0
85-2501394		LHCG CLXVI, LLC	0	0	0	0	264,443	0		0	264,443	0
85-3439557		LHCG CLXX, LLC	0	0	0	0	347,024	0		0	347,024	0
82-2020284		LHCG CVI, LLC	0	0	0	0	82,339	0		0	82,339	0
82-1666299		LHCG CVIII, LLC	0	0	0	0	144,539	0		0	144,539	0
82-2098229		LHCG CX, LLC	0	0	0	0	42,067	0		0	42,067	0
86-3803591		LHCG CXCVI, LLC	0	0	0	0	62,739	0		0	62,739	0
87-0821493		LHCG CXCVIII, LLC	0	0	0	0	381,396	0		0	381,396	0
82-2146037		LHCG CXII, LLC	0	0	0	0	700,559	0		0	700,559	0
82-2159030		LHCG CXIII, LLC	0	0	0	0	296,136	0		0	296,136	0
82-2174970		LHCG CXIV, LLC	0	0	0	0	29,427	0		0	29,427	0
82-1978232		LHCG CXIX, LLC	0	0	0	0	370,608	0		0	370,608	0
83-3187481		LHCG CXXI, LLC	0	0	0	0	75,487	0		0	75,487	0
83-3565916		LHCG CXXII, LLC	0	0	0	0	36,241	0		0	36,241	0

ANNUAL STATEMENT FOR THE YEAR 2023 OF THE Oxford Health Plans (NJ), Inc.

**SCHEDULE Y**

**PART 2 - SUMMARY OF INSURER'S TRANSACTIONS WITH ANY AFFILIATES**

1	2	3	4	5	6	7	8	9	10	11	12	13
NAIC Company Code	ID Number	Names of Insurers and Parent, Subsidiaries or Affiliates	Shareholder Dividends	Capital Contributions	Purchases, Sales or Exchanges of Loans, Securities, Real Estate, Mortgage Loans or Other Investments	Income/ (Disbursements) Incurred in Connection with Guarantees or Undertakings for the Benefit of any Affiliate(s)	Management Agreements and Service Contracts	Income/ (Disbursements) Incurred Under Reinsurance Agreements	*	Any Other Material Activity Not in the Ordinary Course of the Insurer's Business	Totals	Reinsurance Recoverable/ (Payable) on Losses and/or Reserve Credit Taken/(Liability)
	84-2108475	LHCG CXLIX, LLC	0	0	0	0	173,373	0		0	173,373	0
	83-3452180	LHCG CXLV, LLC	0	0	0	0	177,989	0		0	177,989	0
	83-4387481	LHCG CXLVI, LLC	0	0	0	0	1,038,583	0		0	1,038,583	0
	82-2187727	LHCG CXV, LLC	0	0	0	0	398,766	0		0	398,766	0
	82-2206275	LHCG CXVI, LLC	0	0	0	0	492,693	0		0	492,693	0
	82-2117095	LHCG CXX, LLC	0	0	0	0	133,324	0		0	133,324	0
	82-2231824	LHCG CXXI, LLC	0	0	0	0	28,634	0		0	28,634	0
	37-1866838	LHCG CXXXII, LLC	0	0	0	0	46,934	0		0	46,934	0
	38-4049207	LHCG CXXXV, LLC	0	0	0	0	280,859	0		0	280,859	0
	38-4052246	LHCG CXXXVII, LLC	0	0	0	0	1,271,831	0		0	1,271,831	0
	82-4394415	LHCG CXXXVIII, LLC	0	0	0	0	65,993	0		0	65,993	0
	32-0565293	LHCG CXXXXI, LLC	0	0	0	0	320,313	0		0	320,313	0
	83-2810275	LHCG CXXXXIII, LLC	0	0	0	0	143,954	0		0	143,954	0
	83-0681232	LHCG CXXXXIII, LLC	0	0	0	0	666,677	0		0	666,677	0
	35-2503790	LHCG L, LLC	0	0	0	0	29,088	0		0	29,088	0
	46-4444376	LHCG LI, LLC	0	0	0	0	124,375	0		0	124,375	0
	46-4704340	LHCG LII, LLC	0	0	0	0	89,999	0		0	89,999	0
	47-1246146	LHCG LVI, LLC	0	0	0	0	176,325	0		0	176,325	0
	47-1247286	LHCG LVII, LLC	0	0	0	0	972,197	0		0	972,197	0
	32-0442009	LHCG LXII, LLC	0	0	0	0	319,117	0		0	319,117	0
	61-1739528	LHCG LXIII, LLC	0	0	0	0	1,045,716	0		0	1,045,716	0
	47-1817080	LHCG LXIV, LLC	0	0	0	0	447,444	0		0	447,444	0
	47-5422639	LHCG LXIX, LLC	0	0	0	0	27,635	0		0	27,635	0
	47-2557600	LHCG LXV, LLC	0	0	0	0	113,632	0		0	113,632	0
	47-5067719	LHCG LXX, LLC	0	0	0	0	579,862	0		0	579,862	0
	47-5634097	LHCG LXXII, LLC	0	0	0	0	158,240	0		0	158,240	0
	81-1236953	LHCG LXXIX, LLC	0	0	0	0	131,316	0		0	131,316	0
	35-2553180	LHCG LXXVII, LLC	0	0	0	0	428,897	0		0	428,897	0
	81-3720770	LHCG LXXVIII, LLC	0	0	0	0	103,259	0		0	103,259	0
	61-1788793	LHCG LXXXII, LLC	0	0	0	0	526,695	0		0	526,695	0
	81-3242471	LHCG LXXXIV, LLC	0	0	0	0	1,280,829	0		0	1,280,829	0
	81-5300843	LHCG LXXXIX, LLC	0	0	0	0	145,579	0		0	145,579	0
	68-0538825	LHCG V, L.L.C.	0	0	0	0	145,795	0		0	145,795	0
	87-0713147	LHCG VIII, L.L.C.	0	0	0	0	83,318	0		0	83,318	0
	20-3122072	LHCG X, L.L.C.	0	0	0	0	127,036	0		0	127,036	0
	81-5322329	LHCG XCI, LLC	0	0	0	0	199,916	0		0	199,916	0
	81-5266120	LHCG XCIII, LLC	0	0	0	0	53,079	0		0	53,079	0
	81-5274714	LHCG XCIV, LLC	0	0	0	0	65,925	0		0	65,925	0
	81-5297025	LHCG XCV, LLC	0	0	0	0	174,606	0		0	174,606	0
	81-5306890	LHCG XCVI, LLC	0	0	0	0	20,017	0		0	20,017	0
	81-5345526	LHCG XCVIII, LLC	0	0	0	0	619,315	0		0	619,315	0
	20-3373056	LHCG XIII, L.L.C.	0	0	0	0	544,070	0		0	544,070	0
	20-8068308	LHCG XIII, L.L.C.	0	0	0	0	229,470	0		0	229,470	0
	20-8072593	LHCG XIV, L.L.C.	0	0	0	0	31,522	0		0	31,522	0

ANNUAL STATEMENT FOR THE YEAR 2023 OF THE Oxford Health Plans (NJ), Inc.

**SCHEDULE Y**

**PART 2 - SUMMARY OF INSURER'S TRANSACTIONS WITH ANY AFFILIATES**

1	2	3	4	5	6	7	8	9	10	11	12	13
NAIC Company Code	ID Number	Names of Insurers and Parent, Subsidiaries or Affiliates	Shareholder Dividends	Capital Contributions	Purchases, Sales or Exchanges of Loans, Securities, Real Estate, Mortgage Loans or Other Investments	Income/ (Disbursements) Incurred in Connection with Guarantees or Undertakings for the Benefit of any Affiliate(s)	Management Agreements and Service Contracts	Income/ (Disbursements) Incurred Under Reinsurance Agreements	*	Any Other Material Activity Not in the Ordinary Course of the Insurer's Business	Totals	Reinsurance Recoverable/ (Payable) on Losses and/or Reserve Credit Taken/(Liability)
	27-3529253	LHCG XIX, LLC	0	0	0	0	746,012	0		0	746,012	0
	46-2509518	LHCG XL, LLC	0	0	0	0	400,931	0		0	400,931	0
	30-0760667	LHCG XLII, LLC	0	0	0	0	1,366,930	0		0	1,366,930	0
	46-2509580	LHCG XLVI, LLC	0	0	0	0	129,453	0		0	129,453	0
	27-0818309	LHCG XV, LLC	0	0	0	0	537,577	0		0	537,577	0
	27-1032201	LHCG XVI, LLC	0	0	0	0	203,719	0		0	203,719	0
	27-2544802	LHCG XVII, LLC	0	0	0	0	478,244	0		0	478,244	0
	27-3529180	LHCG XXI, LLC	0	0	0	0	94,614	0		0	94,614	0
	27-3993048	LHCG XXII, LLC	0	0	0	0	1,146,560	0		0	1,146,560	0
	27-4100261	LHCG XXIII, LLC	0	0	0	0	73,487	0		0	73,487	0
	27-5200416	LHCG XXIX, LLC	0	0	0	0	832,570	0		0	832,570	0
	45-4894023	LHCG XXXIII, LLC	0	0	0	0	1,008,462	0		0	1,008,462	0
	46-0756410	LHCG XXXIV, LLC	0	0	0	0	563,710	0		0	563,710	0
	30-0760684	LHCG XXXVII, LLC	0	0	0	0	457,195	0		0	457,195	0
	46-1994514	LHCG XXXVIII, LLC	0	0	0	0	53,046	0		0	53,046	0
	46-4588779	Liberty Endoscopy Center, LLC	0	0	0	0	1,622,360	0		0	1,622,360	0
	20-0468524	Life Strategies Counseling, Inc.	0	0	0	0	28,863	0		0	28,863	0
	51-0588592	Lifeline Home Health Care of Bowling Green, LLC	0	0	0	0	490,603	0		0	490,603	0
	20-8826388	Lifeline Home Health Care of Fulton, LLC	0	0	0	0	48,643	0		0	48,643	0
	51-0588599	Lifeline Home Health Care of Lexington, LLC	0	0	0	0	297,456	0		0	297,456	0
	51-0588594	Lifeline Home Health Care of Somerset, LLC	0	0	0	0	1,271,098	0		0	1,271,098	0
	20-8826801	Lifeline Home Health Care of Springfield, LLC	0	0	0	0	257,175	0		0	257,175	0
	06-1793261	Lifeline Home Health Care of Union City, LLC	0	0	0	0	87,955	0		0	87,955	0
	26-0609961	Lifeline of West Tennessee, LLC	0	0	0	0	495,859	0		0	495,859	0
	27-3468870	Lifeline Rockcastle Home Health, LLC	0	0	0	0	77,212	0		0	77,212	0
	26-3292877	LifeSolutions Counseling Associates, P.C.	0	0	0	0	34,643	0		0	34,643	0
	51-0277181	Limestone Medical Center, LLC	0	0	0	0	373,406	0		0	373,406	0
	36-4711459	Lindenhurst Surgery Center, LLC	0	0	0	0	268,583	0		0	268,583	0
	13-3792263	Litson Certified Care, Inc.	0	0	0	0	194,423	0		0	194,423	0
	20-3171304	LLC-I, L.L.C.	0	0	0	0	41,492	0		0	41,492	0
	20-3171358	LLC-II, L.L.C.	0	0	0	0	160,957	0		0	160,957	0
	82-2435405	Logan Surgical Suites, LLC	0	0	0	0	681,006	0		0	681,006	0
	26-3385143	Louisa Home Care Services, LLC	0	0	0	0	103,405	0		0	103,405	0
	26-4691864	Louisiana Extended Care Hospital of Kenner, LLC	0	0	0	0	409,640	0		0	409,640	0
	37-1863351	Louisiana Home Health of Feliciana, LLC	0	0	0	0	386,514	0		0	386,514	0
	26-4021300	Louisiana Home Health of Hammond, L.L.C.	0	0	0	0	235,335	0		0	235,335	0
	72-1510211	Louisiana HomeCare of Delhi, L.L.C.	0	0	0	0	97,145	0		0	97,145	0
	26-4020996	Louisiana HomeCare of Kenner, L.L.C.	0	0	0	0	539,794	0		0	539,794	0



ANNUAL STATEMENT FOR THE YEAR 2023 OF THE Oxford Health Plans (NJ), Inc.

**SCHEDULE Y**

**PART 2 - SUMMARY OF INSURER'S TRANSACTIONS WITH ANY AFFILIATES**

1	2	3	4	5	6	7	8	9	10	11	12	13
NAIC Company Code	ID Number	Names of Insurers and Parent, Subsidiaries or Affiliates	Shareholder Dividends	Capital Contributions	Purchases, Sales or Exchanges of Loans, Securities, Real Estate, Mortgage Loans or Other Investments	Income/ (Disbursements) Incurred in Connection with Guarantees or Undertakings for the Benefit of any Affiliate(s)	Management Agreements and Service Contracts	Income/ (Disbursements) Incurred Under Reinsurance Agreements	*	Any Other Material Activity Not in the Ordinary Course of the Insurer's Business	Totals	Reinsurance Recoverable/ (Payable) on Losses and/or Reserve Credit Taken/(Liability)
	72-1518559	Louisiana HomeCare of Minden, L.L.C.	0	0	0	0	326,178	0		0	326,178	0
	47-0902218	Louisiana HomeCare of Miss-Lou, L.L.C.	0	0	0	0	110,115	0		0	110,115	0
	72-1508052	Louisiana HomeCare of Monroe, L.L.C.	0	0	0	0	289,424	0		0	289,424	0
	04-3684185	Louisiana HomeCare of North Louisiana, L.L.C.	0	0	0	0	255,044	0		0	255,044	0
	72-1510431	Louisiana HomeCare of Northwest Louisiana, L.L.C.	0	0	0	0	720,201	0		0	720,201	0
	26-4020922	Louisiana HomeCare of Raceland, L.L.C.	0	0	0	0	226,946	0		0	226,946	0
	41-2071626	Louisiana HomeCare of Slidell, L.L.C.	0	0	0	0	183,512	0		0	183,512	0
	71-0918184	Louisiana Hospice & Palliative Care, L.L.C.	0	0	0	0	40,857	0		0	40,857	0
	81-4832564	Louisiana In-Home Partner-I, LLC	0	0	0	0	360,554	0		0	360,554	0
	62-1179566	Louisville S.C., Ltd.	0	0	0	0	118,239	0		0	118,239	0
	02-0749532	Lutheran Campus ASC, LLC	0	0	0	0	1,206,768	0		0	1,206,768	0
	20-2547795	Main Line Spine Surgery Center, LLC	0	0	0	0	351,291	0		0	351,291	0
	60321	MAMSI Life and Health Insurance Company	0	0	0	0	(18,361,871)	0		0	(18,361,871)	0
	52014	Managed Care of North America, Inc.	(14,000,000)	0	0	0	18,039,482	0		0	4,039,482	0
	27-1510596	Manhattan Endoscopy Center, LLC	0	0	0	0	2,584,210	0		0	2,584,210	0
	86-1354607	Mansfield Endoscopy Center, LLC	0	0	0	0	181,615	0		0	181,615	0
	95-4874334	March Vision Care Group, Incorporated	0	0	0	0	33,501,896	0		0	33,501,896	0
	27-3115058	March Vision Care IPA, Inc.	0	0	0	0	179,505	0		0	179,505	0
	75-2160466	Marietta Outpatient Surgery, Ltd. (L.P.)	0	0	0	0	695,435	0		0	695,435	0
	94-3377073	Marin Health Ventures, LLC	0	0	0	0	973,913	0		0	973,913	0
	26-4429914	Marion Regional HomeCare, LLC	0	0	0	0	154,491	0		0	154,491	0
	02-0732705	Marshall HomeCare, LLC	0	0	0	0	145,693	0		0	145,693	0
	20-0815305	Massachusetts Avenue Surgery Center, LLC	0	0	0	0	676,306	0		0	676,306	0
	62-1600267	McKenzie Surgery Center, L.P.	0	0	0	0	712,215	0		0	712,215	0
	45-2542951	MCNA Health Care Holdings, LLC	24,000,000	0	0	0	15,731,675	0		0	39,731,675	0
	14063	MCNA Insurance Company	(10,000,000)	0	0	0	(73,326,837)	0		0	(83,326,837)	0
	45-3641822	MCNA Systems Corp.	0	0	0	0	39,115,512	0		0	39,115,512	0
	96310	MD-Individual Practice Association, Inc.	(20,000,000)	0	0	0	(53,424,844)	(162,516)		0	(73,587,360)	0
	26-1264234	Mederi Caretenders VS of SE FL, LLC	0	0	0	0	361,096	0		0	361,096	0
	26-1264384	Mederi Caretenders VS of SW FL, LLC	0	0	0	0	385,376	0		0	385,376	0
	26-1248096	Mederi Caretenders VS of Tampa, LLC	0	0	0	0	382,426	0		0	382,426	0
	83-4371904	Mederi Private Care, LLC	0	0	0	0	570,008	0		0	570,008	0
	82-4401181	MedExpress Primary Care West Virginia, Inc.	0	0	0	0	31,382	0		0	31,382	0
	46-4348120	MedExpress Urgent Care Arkansas, P.A.	0	0	0	0	567,951	0		0	567,951	0
	82-0930142	MedExpress Urgent Care California, P.C.	0	0	0	0	1,315,615	0		0	1,315,615	0
	81-1956812	MedExpress Urgent Care Connecticut, P.C.	0	0	0	0	64,235	0		0	64,235	0
	82-1719888	MedExpress Urgent Care Maine, Inc.	0	0	0	0	249,530	0		0	249,530	0
	81-1125396	MedExpress Urgent Care Minnesota P.C.	0	0	0	0	73,663	0		0	73,663	0

42.12

ANNUAL STATEMENT FOR THE YEAR 2023 OF THE Oxford Health Plans (NJ), Inc.

**SCHEDULE Y**

**PART 2 - SUMMARY OF INSURER'S TRANSACTIONS WITH ANY AFFILIATES**

1	2	3	4	5	6	7	8	9	10	11	12	13
NAIC Company Code	ID Number	Names of Insurers and Parent, Subsidiaries or Affiliates	Shareholder Dividends	Capital Contributions	Purchases, Sales or Exchanges of Loans, Securities, Real Estate, Mortgage Loans or Other Investments	Income/ (Disbursements) Incurred in Connection with Guarantees or Undertakings for the Benefit of any Affiliate(s)	Management Agreements and Service Contracts	Income/ (Disbursements) Incurred Under Reinsurance Agreements	*	Any Other Material Activity Not in the Ordinary Course of the Insurer's Business	Totals	Reinsurance Recoverable/ (Payable) on Losses and/or Reserve Credit Taken/(Liability)
	81-5138747	MedExpress Urgent Care North Carolina, P.C.	0	0	0	0	5,056,046	0		0	5,056,046	0
	20-2545363	MedExpress Urgent Care of Boynton Beach, LLC	0	0	0	0	512,426	0		0	512,426	0
	47-5147441	MedExpress Urgent Care Texas, P.A.	0	0	0	0	307,478	0		0	307,478	0
	26-4546400	MedExpress Urgent Care, Inc. – West Virginia	0	0	0	0	681,676	0		0	681,676	0
	45-3461101	MedExpress Urgent Care, P.C. – Maryland	0	0	0	0	410,198	0		0	410,198	0
	47-1857908	MedExpress Urgent Care, P.C. – Massachusetts	0	0	0	0	34,443	0		0	34,443	0
	26-3750502	MedExpress Urgent Care, P.C. – Pennsylvania	0	0	0	0	1,349,278	0		0	1,349,278	0
	45-3123110	MedExpress Urgent Care, P.C. – Virginia	0	0	0	0	1,299,262	0		0	1,299,262	0
	45-5436856	MedExpress, Inc. – Delaware	0	0	0	0	127,419	0		0	127,419	0
	26-2947990	Medical Center Home Health, LLC	0	0	0	0	748,515	0		0	748,515	0
	26-1541198	Medical Centers HomeCare, LLC	0	0	0	0	1,105,008	0		0	1,105,008	0
	75-2566987	Medical Clinic of North Texas PLLC	0	0	0	0	6,350,955	0		0	6,350,955	0
	58-2101921	Melbourne Surgery Center, LLC	0	0	0	0	291,746	0		0	291,746	0
	37-1782795	Memorial Houston Surgery Center, LLC	0	0	0	0	354,115	0		0	354,115	0
	26-1394069	MemorialCare Surgical Center at Orange Coast, LLC	0	0	0	0	1,060,599	0		0	1,060,599	0
	20-3678259	MemorialCare Surgical Center at Saddleback, LLC	0	0	0	0	1,340,202	0		0	1,340,202	0
	47-0944781	Mena Medical Center Home Health, L.L.C.	0	0	0	0	271,515	0		0	271,515	0
	62-1396317	Mental Health Resources, PLLC	0	0	0	0	141,275	0		0	141,275	0
	36-4600281	Miami Surgery Center, LLC	0	0	0	0	688,009	0		0	688,009	0
	81-5275489	Michigan In-Home Partner-I, LLC	0	0	0	0	102,266	0		0	102,266	0
	81-5278498	Michigan In-Home Partner-III, LLC	0	0	0	0	26,116	0		0	26,116	0
	20-3345412	Midlands Orthopaedics Surgery Center, LLC	0	0	0	0	1,035,244	0		0	1,035,244	0
	20-8103522	Midwest Center for Day Surgery, LLC	0	0	0	0	316,613	0		0	316,613	0
66087	62-0724538	Mid-West National Life Insurance Company of Tennessee	(3,000,000)	0	0	0	(1,511,338)	(252,215)		0	(4,763,553)	1,693,774
	41-1537436	Midwest Surgery Center, LLC	0	0	0	0	876,031	0		0	876,031	0
	83-0543458	Mile High SurgiCenter, LLC	0	0	0	0	761,838	0		0	761,838	0
	47-2117693	Mindscapes Counseling, PLLC	0	0	0	0	194,534	0		0	194,534	0
	26-0784038	Mississippi HomeCare of Jackson II, LLC	0	0	0	0	1,751,858	0		0	1,751,858	0
	87-0737157	Mizell Memorial Hospital HomeCare, LLC	0	0	0	0	1,133,514	0		0	1,133,514	0
	81-2977678	Mobile Medical Services of New Jersey, PC	0	0	0	0	200,715	0		0	200,715	0
	30-0445773	Mobile Medical Services, P.C.	0	0	0	0	26,755	0		0	26,755	0
	63-0883553	Mobile-SC, LTD.	0	0	0	0	1,954,927	0		0	1,954,927	0
	83-0632231	Mohawk Surgery Center, LLC	0	0	0	0	403,034	0		0	403,034	0
	22-3935634	Monarch Health Plan, Inc.	0	0	0	0	111,542,867	0		0	111,542,867	0

ANNUAL STATEMENT FOR THE YEAR 2023 OF THE Oxford Health Plans (NJ), Inc.

**SCHEDULE Y**

**PART 2 - SUMMARY OF INSURER'S TRANSACTIONS WITH ANY AFFILIATES**

1	2	3	4	5	6	7	8	9	10	11	12	13
NAIC Company Code	ID Number	Names of Insurers and Parent, Subsidiaries or Affiliates	Shareholder Dividends	Capital Contributions	Purchases, Sales or Exchanges of Loans, Securities, Real Estate, Mortgage Loans or Other Investments	Income/ (Disbursements) Incurred in Connection with Guarantees or Undertakings for the Benefit of any Affiliate(s)	Management Agreements and Service Contracts	Income/ (Disbursements) Incurred Under Reinsurance Agreements	*	Any Other Material Activity Not in the Ordinary Course of the Insurer's Business	Totals	Reinsurance Recoverable/ (Payable) on Losses and/or Reserve Credit Taken/(Liability)
	33-0587660	Monarch HealthCare, A Medical Group, Inc.	0	0	0	0	92,060,982	0		0	92,060,982	0
	52-1401868	Montgomery Surgery Center Limited Partnership	0	0	0	0	473,295	0		0	473,295	0
	36-4794488	Moorestown Home Care Services, LLC	0	0	0	0	339,020	0		0	339,020	0
	22-3651957	Morris Avenue Endoscopy, L.L.C.	0	0	0	0	890,584	0		0	890,584	0
	26-3513595	Morris County Surgical Center, LLC	0	0	0	0	292,549	0		0	292,549	0
	26-2792774	Morristown-Hamblen HomeCare and Hospice, LLC	0	0	0	0	1,458,047	0		0	1,458,047	0
	26-3042733	Mountaineer HomeCare, LLC	0	0	0	0	462,080	0		0	462,080	0
	77-0670885	Munroe Regional HomeCare, LLC	0	0	0	0	516,027	0		0	516,027	0
	45-4450466	Murrells Inlet ASC, LLC	0	0	0	0	670,596	0		0	670,596	0
98205	73-1187572	National Foundation Life Insurance Company	(25,000,000)	0	0	0	(68,173,556)	86,487		0	(93,087,069)	(143,808)
95251	76-0196559	National Pacific Dental, Inc.	(1,100,000)	0	0	0	(837,085)	0		0	(1,937,085)	0
	36-4719151	naviHealth, Inc.	0	0	0	0	3,219,071,306	0		0	3,219,071,306	0
	27-0263191	Nebraska Spine Hospital, LLC	0	0	0	0	5,791,408	0		0	5,791,408	0
95123	65-0996107	Neighborhood Health Partnership, Inc.	(47,000,000)	0	0	0	(271,431,389)	0		0	(318,431,389)	0
95758	88-0228572	Nevada Pacific Dental	(1,000,000)	0	0	0	(381,757)	0		0	(1,381,757)	0
	72-1267232	New Orleans Regional Physician Hospital Organization, L.L.C.	0	0	0	0	1,650,324,759	0		0	1,650,324,759	0
	84-1250135	New West Physicians, Inc.	0	0	0	0	4,846,735	0		0	4,846,735	0
	30-0996614	North Carolina In-Home Partner-I, LLC	0	0	0	0	174,518	0		0	174,518	0
	30-0996677	North Carolina In-Home Partner-III, LLC	0	0	0	0	311,267	0		0	311,267	0
	83-1304076	North Carolina In-Home Partner-IX, LLC	0	0	0	0	417,782	0		0	417,782	0
	81-5292449	North Carolina In-Home Partner-V, LLC	0	0	0	0	333,682	0		0	333,682	0
	83-1323380	North Carolina In-Home Partner-VIII, LLC	0	0	0	0	213,588	0		0	213,588	0
	27-2248103	North Dallas Surgical Center, LLC	0	0	0	0	212,698	0		0	212,698	0
	91-1276412	North Kitsap Ambulatory Surgery Center, LLC	0	0	0	0	532,162	0		0	532,162	0
	20-1574246	North Okaloosa Home Health LLC	0	0	0	0	358,918	0		0	358,918	0
	26-1266166	Northampton Home Care, LLC	0	0	0	0	77,367	0		0	77,367	0
	27-0555075	Northeast Washington Home Health, Inc.	0	0	0	0	124,484	0		0	124,484	0
	47-2128570	Northern New Jersey Center for Advanced Endoscopy, LLC	0	0	0	0	1,319,084	0		0	1,319,084	0
	63-1240726	Northern Rockies Surgery Center, L.P.	0	0	0	0	117,952	0		0	117,952	0
	86-0646417	Northlight Counseling Associates, Inc.	0	0	0	0	69,348	0		0	69,348	0
	83-2429969	Northshore Extended Care Hospital, LLC	0	0	0	0	391,934	0		0	391,934	0
	27-1803583	Northwest Georgia Home Health, LLC	0	0	0	0	147,735	0		0	147,735	0
	91-1738970	Northwest Healthcare Alliance, Inc.	0	0	0	0	811,698	0		0	811,698	0
	45-5055997	Northwest Spine and Laser Surgery Center LLC	0	0	0	0	756,183	0		0	756,183	0
	82-3009527	NP Services of IN, LLC	0	0	0	0	42,534	0		0	42,534	0
	82-2998879	NP Services of KY, LLC	0	0	0	0	341,329	0		0	341,329	0
	38-3904633	Nurse on Call of Arizona, LLC	0	0	0	0	142,380	0		0	142,380	0

42.14

ANNUAL STATEMENT FOR THE YEAR 2023 OF THE Oxford Health Plans (NJ), Inc.

**SCHEDULE Y**

**PART 2 - SUMMARY OF INSURER'S TRANSACTIONS WITH ANY AFFILIATES**

1	2	3	4	5	6	7	8	9	10	11	12	13
NAIC Company Code	ID Number	Names of Insurers and Parent, Subsidiaries or Affiliates	Shareholder Dividends	Capital Contributions	Purchases, Sales or Exchanges of Loans, Securities, Real Estate, Mortgage Loans or Other Investments	Income/ (Disbursements) Incurred in Connection with Guarantees or Undertakings for the Benefit of any Affiliate(s)	Management Agreements and Service Contracts	Income/ (Disbursements) Incurred Under Reinsurance Agreements	*	Any Other Material Activity Not in the Ordinary Course of the Insurer's Business	Totals	Reinsurance Recoverable/ (Payable) on Losses and/or Reserve Credit Taken/(Liability)
	38-2481929	Oakland Psychological Clinic, P.C.	0	0	0	0	77,069	0		0	77,069	0
	26-3086449	Ohio HomeCare, LLC	0	0	0	0	237,791	0		0	237,791	0
	84-2479780	Ohio In-Home Partner-I, LLC	0	0	0	0	129,550	0		0	129,550	0
	20-0527436	OMNI Home Health - District 1, LLC	0	0	0	0	727,508	0		0	727,508	0
	20-0527566	OMNI Home Health - District 2, LLC	0	0	0	0	1,033,021	0		0	1,033,021	0
	20-1657488	OMNI Home Health - District 4, LLC	0	0	0	0	195,472	0		0	195,472	0
	59-3741300	OMNI Home Health - Hernando, LLC	0	0	0	0	400,170	0		0	400,170	0
	59-3754764	OMNI Home Health - Jacksonville, LLC	0	0	0	0	578,991	0		0	578,991	0
	26-1914835	Ophthalmology Surgery Center of Dallas, LLC	0	0	0	0	2,460,683	0		0	2,460,683	0
96940	52-1518174	Optimum Choice, Inc.	0	0	0	0	(108,435,713)	(409,726)		0	(108,845,439)	0
	45-4770582	Optum Care Network of Indiana, LLC	0	0	0	0	431,035,062	0		0	431,035,062	0
	45-3143218	Optum Care Networks, Inc.	0	0	0	0	1,589,261,301	0		0	1,589,261,301	0
	27-2309024	Optum Health Networks, Inc.	0	0	0	0	16,252,623,736	0		0	16,252,623,736	0
	46-2385459	Optum Health Plan of California	0	0	0	0	831,917,145	0		0	831,917,145	0
69647	31-0628424	Optum Insurance of Ohio, Inc.	(28,000,000)	0	0	0	(11,493,653)	0		0	(39,493,653)	0
	22-3624559	Optum Medical Care of New Jersey, P.C.	0	0	0	0	21,035,425	0		0	21,035,425	0
	13-3544120	Optum Medical Care, P.C.	0	0	0	0	81,872,650	0		0	81,872,650	0
	88-0310956	Optum Medical Group (Rhodes), P.C.	0	0	0	0	32,238,471	0		0	32,238,471	0
	86-0857176	Optum Medical Group II (Rhodes), P.C.	0	0	0	0	18,698,856	0		0	18,698,856	0
	30-0826311	Optum Medical Services of California, P.C.	0	0	0	0	17,388,976	0		0	17,388,976	0
	45-3866363	Optum Medical Services, P.C.	0	0	0	0	14,391,394	0		0	14,391,394	0
11068	30-0029448	Optum Networks of New Jersey, Inc.	0	50,000,000	0	0	518,337,151	0		0	568,337,151	0
	46-1883579	Optum Urgent Care, PLLC	0	0	0	0	2,642,902	0		0	2,642,902	0
	85-0735012	Optum Washington Network, LLC	0	0	0	0	565,224	0		0	565,224	0
	58-2205984	Optum Women's and Children's Health, LLC	0	0	0	0	3,497,883	0		0	3,497,883	0
	47-1422097	OptumCare Clinical Trials, LLC	0	0	0	0	84,741	0		0	84,741	0
	35-2597463	OptumCare Colorado ASC, LLC	0	0	0	0	80,613	0		0	80,613	0
	47-2218380	OptumCare Colorado Medical Group, LLC	0	0	0	0	3,724,206	0		0	3,724,206	0
	87-0408859	OptumCare Florida, LLC	0	0	0	0	434,443	0		0	434,443	0
	20-4043287	OptumCare New Mexico, LLC	0	0	0	0	155,680,523	0		0	155,680,523	0
	13-4138668	OptumCare New York IPA, Inc.	0	0	0	0	14,858,221	0		0	14,858,221	0
	93-1306308	OptumCare Portland, LLC	0	0	0	0	118,815	0		0	118,815	0
	41-1591944	OptumHealth Care Solutions, LLC	2,000,000	0	0	0	254,083,945	0		0	256,083,945	0
	47-1192395	OptumHealth Holdings, LLC	50,000,000	0	0	0	0	0		0	50,000,000	0
	41-1858498	OptumInsight, Inc.	0	0	0	0	408,930,946	0		0	408,930,946	0
	88-0361447	OptumRx PBM of Maryland, LLC	28,000,000	0	0	0	0	0		0	28,000,000	0
	33-0441200	OptumRx, Inc.	0	0	0	0	23,928,095,476	0		0	23,928,095,476	0
	27-3674492	Oregon Healthcare Resources, LLC	0	0	0	0	3,024,236	0		0	3,024,236	0
	22-3883387	Oregon Outpatient Surgery Center, LLC	0	0	0	0	571,834	0		0	571,834	0
	13-3960641	OrthoNet Holdings, Inc.	0	(50,000,000)	0	0	0	0		0	(50,000,000)	0
	13-3818652	OrthoNet LLC	0	0	0	0	12,650,452	0		0	12,650,452	0
	81-2594417	Orthopedic Surgery Center of Palm Beach County, LLC	0	0	0	0	634,387	0		0	634,387	0

42.15

ANNUAL STATEMENT FOR THE YEAR 2023 OF THE Oxford Health Plans (NJ), Inc.

**SCHEDULE Y**

**PART 2 - SUMMARY OF INSURER'S TRANSACTIONS WITH ANY AFFILIATES**

1	2	3	4	5	6	7	8	9	10	11	12	13
NAIC Company Code	ID Number	Names of Insurers and Parent, Subsidiaries or Affiliates	Shareholder Dividends	Capital Contributions	Purchases, Sales or Exchanges of Loans, Securities, Real Estate, Mortgage Loans or Other Investments	Income/ (Disbursements) Incurred in Connection with Guarantees or Undertakings for the Benefit of any Affiliate(s)	Management Agreements and Service Contracts	Income/ (Disbursements) Incurred Under Reinsurance Agreements	*	Any Other Material Activity Not in the Ordinary Course of the Insurer's Business	Totals	Reinsurance Recoverable/ (Payable) on Losses and/or Reserve Credit Taken/(Liability)
	41-1921007	Ovations, Inc.	135,500,000	0	0	0	0	0		0	135,500,000	0
78026	22-2797560	Oxford Health Insurance, Inc.	(847,000,000)	0	0	0	(2,177,265,173)	0		0	(3,024,265,173)	0
96798	06-1181201	Oxford Health Plans (CT), Inc.	0	0	0	0	(10,787,300)	(24,518)		0	(10,811,818)	2
95506	22-2745725	Oxford Health Plans (NJ), Inc.	0	0	0	0	(1,036,086,211)	0		0	(1,036,086,211)	0
95479	06-1181200	Oxford Health Plans (NY), Inc.	(110,000,000)	0	0	0	(125,872,183)	0		0	(235,872,183)	0
	52-2443751	Oxford Health Plans LLC	110,000,000	0	0	0	0	0		0	110,000,000	0
70785	35-1137395	PacifiCare Life and Health Insurance Company	0	0	0	0	(950,576)	147		0	(950,429)	13,017
84506	95-2829463	PacifiCare Life Assurance Company	(20,000,000)	0	0	0	(580,575)	0		0	(20,580,575)	0
95617	94-3267522	PacifiCare of Arizona, Inc.	0	0	0	0	(27,104)	149		0	(26,955)	0
95434	84-1011378	PacifiCare of Colorado, Inc.	(65,000,000)	0	0	0	(3,846,563)	53		0	(68,846,510)	0
	48-1255983	Panama City Surgery Center, LLC	0	0	0	0	775,770	0		0	775,770	0
	45-1484375	Park Hill Surgery Center, LLC	0	0	0	0	1,347,237	0		0	1,347,237	0
	20-4127100	Parkway Surgery Center, LLC	0	0	0	0	229,889	0		0	229,889	0
	62-1500185	Partial Hospital Systems, Inc.	0	0	0	0	157,502	0		0	157,502	0
	20-1311030	Patient Care Associates, L.L.C.	0	0	0	0	874,073	0		0	874,073	0
	22-2170708	Patient Care Medical Services, Inc.	0	0	0	0	786,950	0		0	786,950	0
	20-1574433	Patient Care New Jersey, Inc.	0	0	0	0	1,087,430	0		0	1,087,430	0
	47-5126154	Patient Care of Hudson County, LLC	0	0	0	0	217,843	0		0	217,843	0
	37-1459396	Patient Care Pennsylvania, Inc.	0	0	0	0	40,366	0		0	40,366	0
	91-1885912	Peninsula Psychological Center, Inc., P.S.	0	0	0	0	31,821	0		0	31,821	0
	82-2091703	Pennsylvania In-Home Partner-I, LLC	0	0	0	0	235,327	0		0	235,327	0
	82-3662886	Pennsylvania In-Home Partner-III, LLC	0	0	0	0	31,729	0		0	31,729	0
13607	20-5662149	Peoples Health, Inc.	0	0	0	0	(1,654,294,894)	0		0	(1,654,294,894)	0
	20-5608977	Perham Physical Therapy, LTD	0	0	0	0	90,665	0		0	90,665	0
	58-1978405	Perimeter Center for Outpatient Surgery, L.P.	0	0	0	0	395,936	0		0	395,936	0
	38-2592367	Perspectives of Troy, P.C.	0	0	0	0	79,595	0		0	79,595	0
	26-3388826	Petersburg Home Care Services, LLC	0	0	0	0	280,045	0		0	280,045	0
	47-2638657	PGC Endoscopy Center for Excellence, LLC	0	0	0	0	86,029	0		0	86,029	0
	82-5162940	Phoenix Mental Health and Wellness PLLC	0	0	0	0	69,587	0		0	69,587	0
	81-2902954	Physician Alliance of the Rockies, LLC	0	0	0	0	296,563,000	0		0	296,563,000	0
	59-3438026	Physicians Day Surgery Center, LLC	0	0	0	0	388,345	0		0	388,345	0
11494	04-3677255	Physicians Health Choice of Texas, LLC	(48,000,000)	0	0	0	(2,744,285,282)	0		0	(2,792,285,282)	0
	20-5071967	Physicians' Medical Center, LLC	0	0	0	0	2,724,673	0		0	2,724,673	0
	94-2722082	Physicians Medical Group of San Jose, Inc.	0	0	0	0	6,899,517	0		0	6,899,517	0
	20-5170962	Physicians' Surgery Center of Downey, LLC	0	0	0	0	80,735	0		0	80,735	0
	64-0938601	Picayune HomeCare, LLC	0	0	0	0	439,182	0		0	439,182	0
	33-0795271	Pinnacle Medical Group, Inc.	0	0	0	0	46,526	0		0	46,526	0
	33-0752699	Pomerado Outpatient Surgical Center, L.P.	0	0	0	0	214,284	0		0	214,284	0
	20-4345976	Ponca City Home Care Services, LLC	0	0	0	0	165,682	0		0	165,682	0

42.16

ANNUAL STATEMENT FOR THE YEAR 2023 OF THE Oxford Health Plans (NJ), Inc.

**SCHEDULE Y**

**PART 2 - SUMMARY OF INSURER'S TRANSACTIONS WITH ANY AFFILIATES**

1	2	3	4	5	6	7	8	9	10	11	12	13
NAIC Company Code	ID Number	Names of Insurers and Parent, Subsidiaries or Affiliates	Shareholder Dividends	Capital Contributions	Purchases, Sales or Exchanges of Loans, Securities, Real Estate, Mortgage Loans or Other Investments	Income/ (Disbursements) Incurred in Connection with Guarantees or Undertakings for the Benefit of any Affiliate(s)	Management Agreements and Service Contracts	Income/ (Disbursements) Incurred Under Reinsurance Agreements	*	Any Other Material Activity Not in the Ordinary Course of the Insurer's Business	Totals	Reinsurance Recoverable/ (Payable) on Losses and/or Reserve Credit Taken/(Liability)
	26-3385581	Pottstown Home Care Services, LLC	0	0	0	0	196,265	0		0	196,265	0
12756	20-3391186	Preferred Care Network of Florida, Inc.	0	0	0	0	(23,162)	0		0	(23,162)	0
12155	01-0788576	Preferred Care Network, Inc.	(26,000,000)	0	0	0	(151,624,705)	0		0	(177,624,705)	0
	65-0683927	Preferred Care Partners Holding, Corp.	164,500,000	0	0	0	0	0		0	164,500,000	0
11176	65-0885893	Preferred Care Partners, Inc.	(164,500,000)	0	0	0	(2,100,658,848)	0		0	(2,265,158,848)	0
	41-1846481	PreferredOne Administrative Services, Inc.	0	(7,500,000)	0	0	0	0		0	(7,500,000)	0
11817	81-0625135	PreferredOne Insurance Company	0	7,500,000	0	0	(4,898,761)	0		10,000,000	12,601,239	0
	72-1378216	Premier Surgery Center of Louisville, L.P.	0	0	0	0	656,748	0		0	656,748	0
	27-1446056	Preston Memorial HomeCare, LLC	0	0	0	0	250,591	0		0	250,591	0
	33-0527335	Primary Care Associated Medical Group, Inc.	0	0	0	0	8,786,420	0		0	8,786,420	0
	33-0607478	PrimeCare Medical Network, Inc.	0	0	0	0	304,742,426	0		0	304,742,426	0
	33-0674408	PrimeCare of Inland Valley, Inc.	0	0	0	0	332,417	0		0	332,417	0
	83-0474005	Princeton Community HomeCare, LLC	0	0	0	0	657,338	0		0	657,338	0
	06-1482496	Priority Care, Inc.	0	0	0	0	(40,985)	0		0	(40,985)	0
	11-3447394	ProHEALTH Ambulatory Surgery Center, Inc.	0	0	0	0	424,785	0		0	424,785	0
	11-3355604	ProHEALTH Care Associates, L.L.P.	0	0	0	0	488,666	0		0	488,666	0
	06-1469068	ProHealth Physicians, P.C.	0	0	0	0	10,331,305	0		0	10,331,305	0
	47-5661535	ProHEALTH Urgent Care Medicine of New Jersey LLP	0	0	0	0	3,613,760	0		0	3,613,760	0
	84-3234753	Prospero Health Partners, P.C.	0	0	0	0	33,817,031	0		0	33,817,031	0
	27-3409538	Psychiatry Specialists, S.C.	0	0	0	0	162,056	0		0	162,056	0
	16-1484552	Psychological Healthcare, PLLC	0	0	0	0	81,794	0		0	81,794	0
	27-4189294	Queens Endoscopy ASC, LLC	0	0	0	0	842,379	0		0	842,379	0
	80-0947972	Real Appeal, LLC	0	0	0	0	9,041,513	0		0	9,041,513	0
	26-3385035	Red Bud Home Care Services, LLC	0	0	0	0	273,256	0		0	273,256	0
	20-0785644	Red Oak Counseling, Ltd.	0	0	0	0	252,075	0		0	252,075	0
	81-0627339	Red River HomeCare, L.L.C.	0	0	0	0	140,289	0		0	140,289	0
	56-2627067	Redlands Family Practice Medical Group, Inc.	0	0	0	0	35,945	0		0	35,945	0
	82-3603285	Refresh Canopy Cove, Inc.	0	0	0	0	754,907	0		0	754,907	0
	82-5351068	Refresh In-Home Counseling LLC	0	0	0	0	156,106	0		0	156,106	0
	20-5251393	Reliant Medical Group The Endoscopy Center, LLC	0	0	0	0	164,328	0		0	164,328	0
	04-2472266	Reliant Medical Group, Inc.	0	0	0	0	11,572,976	0		0	11,572,976	0
	46-0558032	Research Surgical Center LLC	0	0	0	0	819,930	0		0	819,930	0
	33-0999953	RICBT, Inc.	0	0	0	0	339,023	0		0	339,023	0
	46-0758315	River Valley ASC, LLC	0	0	0	0	562,868	0		0	562,868	0
	46-0504059	Rivercrest Home Health Care, Inc.	0	0	0	0	115,815	0		0	115,815	0
	33-0055097	Riverside Community Healthplan Medical Group, Inc.	0	0	0	0	603,774	0		0	603,774	0

ANNUAL STATEMENT FOR THE YEAR 2023 OF THE Oxford Health Plans (NJ), Inc.

**SCHEDULE Y**

**PART 2 - SUMMARY OF INSURER'S TRANSACTIONS WITH ANY AFFILIATES**

1	2	3	4	5	6	7	8	9	10	11	12	13
NAIC Company Code	ID Number	Names of Insurers and Parent, Subsidiaries or Affiliates	Shareholder Dividends	Capital Contributions	Purchases, Sales or Exchanges of Loans, Securities, Real Estate, Mortgage Loans or Other Investments	Income/ (Disbursements) Incurred in Connection with Guarantees or Undertakings for the Benefit of any Affiliate(s)	Management Agreements and Service Contracts	Income/ (Disbursements) Incurred Under Reinsurance Agreements	*	Any Other Material Activity Not in the Ordinary Course of the Insurer's Business	Totals	Reinsurance Recoverable/ (Payable) on Losses and/or Reserve Credit Taken/(Liability)
	83-2735771	Riverside Surgical Center of Meadowlands, LLC	0	0	0	0	236,728	0		0	236,728	0
	04-3713185	Rockville Eye Surgery Center, LLC	0	0	0	0	621,289	0		0	621,289	0
95482	84-0614905	Rocky Mountain Health Maintenance Organization, Incorporated	0	0	0	0	(215,424,196)	(865,414)		0	(216,289,610)	0
	37-1832312	Rush Oak Brook Surgery Center, LLC	0	0	0	0	1,043,637	0		0	1,043,637	0
	77-0398259	Saad A. Shakir, M.D., Inc.	0	0	0	0	29,653	0		0	29,653	0
	83-0521940	Sacred Heart ASC, LLC	0	0	0	0	528,478	0		0	528,478	0
	33-0571462	Saddleback Medical Group, Inc.	0	0	0	0	508,484	0		0	508,484	0
	27-1976968	Salem Home Care, LLC	0	0	0	0	747,192	0		0	747,192	0
	74-2462470	Salem Surgery Center, LLC	0	0	0	0	486,720	0		0	486,720	0
	77-0322251	San Diego Endoscopy Center	0	0	0	0	178,945	0		0	178,945	0
	27-3787593	Sand Lake SurgiCenter, LLC	0	0	0	0	592,265	0		0	592,265	0
	38-3857848	Scranton Quincy Home Care Services, LLC	0	0	0	0	25,976	0		0	25,976	0
	22-3660141	Seashore Surgical Institute, L.L.C.	0	0	0	0	646,684	0		0	646,684	0
	88-1691956	Senior Care Network of Connecticut, LLC	0	0	0	0	297,339,382	0		0	297,339,382	0
	37-1745728	Sharon Home Care Services, LLC	0	0	0	0	31,158	0		0	31,158	0
	47-5082677	Sherman Counseling Management, S.C.	0	0	0	0	114,033	0		0	114,033	0
71420	94-0734860	Sierra Health and Life Insurance Company, Inc.	(1,150,000,000)	0	0	0	(4,476,917,430)	454,023		0	(5,626,463,407)	(318,376)
	88-0200415	Sierra Health Services, Inc.	1,200,000,000	0	0	0	0	0		0	1,200,000,000	0
	88-0385705	Sierra Home Medical Products, Inc.	0	0	0	0	33,553,271	0		0	33,553,271	0
	82-1485491	SJ East Campus ASC, LLC	0	0	0	0	1,460,231	0		0	1,460,231	0
	26-2817959	SJ Home Care, LLC	0	0	0	0	509,227	0		0	509,227	0
	46-0729622	Solstice Administration Services, Inc.	0	(1,500,000)	0	0	0	0		0	(1,500,000)	0
12341	14-1917982	Solstice Benefits, Inc.	0	0	0	0	(7,295,481)	0		0	(7,295,481)	0
13971	27-1395245	Solstice Health Insurance Company	0	0	0	0	(4,029,295)	0		0	(4,029,295)	0
16610	30-1200533	Solstice Healthplans of Arizona, Inc.	0	2,500,000	0	0	(727,753)	0		0	1,772,247	0
17141	35-2709791	Solstice Healthplans of Colorado, Inc.	0	0	0	0	(3,635)	0		0	(3,635)	0
16878	30-1190514	Solstice Healthplans of Ohio, Inc.	0	0	0	0	(46,462)	0		0	(46,462)	0
16892	36-4935990	Solstice Healthplans of Texas, Inc.	0	0	0	0	(333,336)	0		0	(333,336)	0
	46-3786700	Solstice Healthplans, Inc.	0	0	0	0	(3,826,760)	0		0	(3,826,760)	0
16790	26-2699505	Solstice of Illinois, Inc.	0	0	0	0	(153,472)	0		0	(153,472)	0
	20-8433398	Somerset Outpatient Surgery, L.L.C.	0	0	0	0	365,192	0		0	365,192	0
	75-2723958	South Arlington Surgical Providers, LLC	0	0	0	0	275,934	0		0	275,934	0
	11-3685842	South Broward Endoscopy, L.L.C.	0	0	0	0	798,619	0		0	798,619	0
	82-4146393	South Carolina In-Home Partner-I, LLC	0	0	0	0	284,474	0		0	284,474	0
	64-0736425	South Mississippi Home Health, Inc. - Region I	0	0	0	0	1,830,007	0		0	1,830,007	0
	64-0736424	South Mississippi Home Health, Inc. - Region II	0	0	0	0	314,256	0		0	314,256	0
	26-3696767	Southeast Alabama HomeCare, LLC	0	0	0	0	2,552,223	0		0	2,552,223	0
	26-0274543	Southwest Arkansas HomeCare, LLC	0	0	0	0	455,030	0		0	455,030	0
	88-0201420	Southwest Medical Associates, Inc.	0	0	0	0	124,268,570	0		0	124,268,570	0

ANNUAL STATEMENT FOR THE YEAR 2023 OF THE Oxford Health Plans (NJ), Inc.

**SCHEDULE Y**

**PART 2 - SUMMARY OF INSURER'S TRANSACTIONS WITH ANY AFFILIATES**

1	2	3	4	5	6	7	8	9	10	11	12	13
NAIC Company Code	ID Number	Names of Insurers and Parent, Subsidiaries or Affiliates	Shareholder Dividends	Capital Contributions	Purchases, Sales or Exchanges of Loans, Securities, Real Estate, Mortgage Loans or Other Investments	Income/ (Disbursements) Incurred in Connection with Guarantees or Undertakings for the Benefit of any Affiliate(s)	Management Agreements and Service Contracts	Income/ (Disbursements) Incurred Under Reinsurance Agreements	*	Any Other Material Activity Not in the Ordinary Course of the Insurer's Business	Totals	Reinsurance Recoverable/ (Payable) on Losses and/or Reserve Credit Taken/(Liability)
	36-4369359	Southwest Surgery Center, LLC	0	0	0	0	484,341	0		0	484,341	0
	41-2013700	Southwest Surgical Center, LLC	0	0	0	0	154,775	0		0	154,775	0
	75-2516426	Space Coast Surgical Center, Ltd.	0	0	0	0	365,225	0		0	365,225	0
	57-0953005	Spartanburg Surgery Center, LLC	0	0	0	0	815,218	0		0	815,218	0
	41-1921983	Specialty Benefits, LLC	0	(1,000,000)	0	0	0	0		0	(1,000,000)	0
	27-0237126	Specialty Extended Care Hospital of Monroe, LLC	0	0	0	0	532,361	0		0	532,361	0
	20-3412545	Specialty Surgical Center, LLC	0	0	0	0	195,755	0		0	195,755	0
	52-1260282	Spectera, Inc.	0	0	0	0	49,150,492	0		0	49,150,492	0
	27-3788721	Spokane Home Care Services, LLC	0	0	0	0	487,888	0		0	487,888	0
	82-3087236	Spring Behavioral Health of New Jersey, LLC	0	0	0	0	29,259	0		0	29,259	0
	26-3389049	Springdale Home Care Services, LLC	0	0	0	0	304,360	0		0	304,360	0
	23-2833266	Springfield Psychological, P.C.	0	0	0	0	447,520	0		0	447,520	0
	75-2201400	St. Cloud Outpatient Surgery, Ltd., a Minnesota Limited Partnership	0	0	0	0	619,633	0		0	619,633	0
	47-4955642	St. Landry Family Healthcare, LLC	0	0	0	0	70,829	0		0	70,829	0
	61-1754451	St. Louis Specialty Surgical Center, LLC	0	0	0	0	737,310	0		0	737,310	0
	26-0730248	St. Mary's Medical Center Home Health Services, LLC	0	0	0	0	1,247,929	0		0	1,247,929	0
	20-1211544	Stonegate Surgery Center, L.P.	0	0	0	0	525,709	0		0	525,709	0
	47-4990107	Summer Street ASC, LLC	0	0	0	0	870,693	0		0	870,693	0
	26-3548962	SunCrest Healthcare of East Tennessee, LLC	0	0	0	0	739,849	0		0	739,849	0
	71-1017674	SunCrest Healthcare of Middle TN, LLC	0	0	0	0	969,409	0		0	969,409	0
	37-1550880	SunCrest Healthcare of West Tennessee, LLC	0	0	0	0	1,134,492	0		0	1,134,492	0
	27-0678962	Suncrest Home Health of AL, Inc.	0	0	0	0	755,679	0		0	755,679	0
	26-1911187	SunCrest Home Health of Georgia, Inc.	0	0	0	0	998,670	0		0	998,670	0
	27-3742641	SunCrest Home Health of Manchester, Inc.	0	0	0	0	432,202	0		0	432,202	0
	27-2258905	SunCrest Home Health of Nashville, Inc.	0	0	0	0	517,493	0		0	517,493	0
	27-0678757	SunCrest Home Health of South GA, Inc.	0	0	0	0	363,357	0		0	363,357	0
	27-3742788	SunCrest Home Health of Tampa, LLC	0	0	0	0	511,007	0		0	511,007	0
	87-0625250	Sundance Behavioral Resources, LLC	0	0	0	0	37,534	0		0	37,534	0
	85-4085559	Surgery Center at Grove Creek, LLC	0	0	0	0	229,437	0		0	229,437	0
	82-5207693	Surgery Center at Kissing Camels, LLC	0	0	0	0	334,053	0		0	334,053	0
	85-4070407	Surgery Center at South Ogden, LLC	0	0	0	0	190,673	0		0	190,673	0
	81-3129674	Surgery Center at St. Vincent, LLC	0	0	0	0	928,170	0		0	928,170	0
	20-1733152	Surgery Center of Fairfield County, LLC	0	0	0	0	1,060,743	0		0	1,060,743	0
	83-2600045	Surgery Center of Mt. Scott, LLC	0	0	0	0	371,777	0		0	371,777	0
	68-0561185	Surgery Center of Pinehurst, L.L.C.	0	0	0	0	932,959	0		0	932,959	0
	36-3562598	Surgery Centers of Des Moines, Ltd., an Iowa Limited Partnership	0	0	0	0	811,136	0		0	811,136	0
	75-1925497	Surgical Caregivers of Fort Worth, LLC	0	0	0	0	945,767	0		0	945,767	0



ANNUAL STATEMENT FOR THE YEAR 2023 OF THE Oxford Health Plans (NJ), Inc.

**SCHEDULE Y**

**PART 2 - SUMMARY OF INSURER'S TRANSACTIONS WITH ANY AFFILIATES**

1	2	3	4	5	6	7	8	9	10	11	12	13
NAIC Company Code	ID Number	Names of Insurers and Parent, Subsidiaries or Affiliates	Shareholder Dividends	Capital Contributions	Purchases, Sales or Exchanges of Loans, Securities, Real Estate, Mortgage Loans or Other Investments	Income/ (Disbursements) Incurred in Connection with Guarantees or Undertakings for the Benefit of any Affiliate(s)	Management Agreements and Service Contracts	Income/ (Disbursements) Incurred Under Reinsurance Agreements	*	Any Other Material Activity Not in the Ordinary Course of the Insurer's Business	Totals	Reinsurance Recoverable/ (Payable) on Losses and/or Reserve Credit Taken/(Liability)
	63-1251243	Surgical Center of Greensboro, LLC	0	0	0	0	3,793,782	0		0	3,793,782	0
	22-2709324	Surgical Center of South Jersey, Limited Partnership	0	0	0	0	427,499	0		0	427,499	0
	65-1321064	Surgical Eye Experts, LLC	0	0	0	0	122,355	0		0	122,355	0
	22-2529259	Surgicare of Central Jersey, LLC	0	0	0	0	936,715	0		0	936,715	0
	75-2162993	Surgicare of Jackson, Ltd., a Mississippi Limited Partnership	0	0	0	0	570,693	0		0	570,693	0
	75-2507129	Surgicare of La Veta, Ltd., a California Limited Partnership	0	0	0	0	963,804	0		0	963,804	0
	41-1624905	Surgicare of Minneapolis, Ltd., a Minnesota Limited Partnership	0	0	0	0	800,879	0		0	800,879	0
	75-2459715	Surgicare of Mobile, Ltd.	0	0	0	0	2,406,765	0		0	2,406,765	0
	35-1975122	Surgicare, LLC	0	0	0	0	275,230	0		0	275,230	0
	86-1047772	Surprise Health Center, PLLC	0	0	0	0	296,030	0		0	296,030	0
	20-5176158	Susan Albright P.L.C.	0	0	0	0	21,022	0		0	21,022	0
	81-4903487	Tennessee In-Home Partner-I, LLC	0	0	0	0	162,239	0		0	162,239	0
	81-4736011	Tennessee In-Home Partner-II, LLC	0	0	0	0	176,807	0		0	176,807	0
	82-3982817	Tennessee In-Home Partner-III, LLC	0	0	0	0	76,791	0		0	76,791	0
	62-1049414	Tennessee Nursing Services of Morristown, Inc.	0	0	0	0	1,099,022	0		0	1,099,022	0
	41-2076211	Texas Health Care Group of Texarkana, L.L.C.	0	0	0	0	113,757	0		0	113,757	0
	27-0075424	Texas Health Care Group of The Golden Triangle, LLC	0	0	0	0	265,529	0		0	265,529	0
	38-3897811	Texas Health Craig Ranch Surgery Center, LLC	0	0	0	0	429,636	0		0	429,636	0
	80-0866449	Texas Health Flower Mound Orthopedic Surgery Center, LLC	0	0	0	0	714,633	0		0	714,633	0
	81-4977249	Texas Health Orthopedic Surgery Center Alliance, LLC	0	0	0	0	874,416	0		0	874,416	0
	82-2296081	Texas Health Surgery Center Alliance, LLC	0	0	0	0	333,737	0		0	333,737	0
	82-1307876	Texas Health Surgery Center Bedford, LLC	0	0	0	0	224,672	0		0	224,672	0
	85-1225852	Texas Health Surgery Center Chisholm Trail, LLC	0	0	0	0	877,022	0		0	877,022	0
	83-1085415	Texas Health Surgery Center Irving, LLC	0	0	0	0	220,496	0		0	220,496	0
	20-3991622	Texas Health Surgery Center Preston Plaza, LLC	0	0	0	0	952,780	0		0	952,780	0
	47-4425996	Texas Health Surgery Center Rockwall, LLC	0	0	0	0	1,169,824	0		0	1,169,824	0
	84-3814490	Texas Health Surgery Center Southwest Fort Worth, LLC	0	0	0	0	572,608	0		0	572,608	0
	31-1426870	The Center for Cognitive and Behavioral Therapy of Greater Columbus, Inc.	0	0	0	0	106,107	0		0	106,107	0
61832	52-0676509	The Chesapeake Life Insurance Company	(12,300,000)	0	0	0	(140,071,231)	0		0	(152,371,231)	0

42.20

ANNUAL STATEMENT FOR THE YEAR 2023 OF THE Oxford Health Plans (NJ), Inc.

**SCHEDULE Y**

**PART 2 - SUMMARY OF INSURER'S TRANSACTIONS WITH ANY AFFILIATES**

1	2	3	4	5	6	7	8	9	10	11	12	13
NAIC Company Code	ID Number	Names of Insurers and Parent, Subsidiaries or Affiliates	Shareholder Dividends	Capital Contributions	Purchases, Sales or Exchanges of Loans, Securities, Real Estate, Mortgage Loans or Other Investments	Income/ (Disbursements) Incurred in Connection with Guarantees or Undertakings for the Benefit of any Affiliate(s)	Management Agreements and Service Contracts	Income/ (Disbursements) Incurred Under Reinsurance Agreements	*	Any Other Material Activity Not in the Ordinary Course of the Insurer's Business	Totals	Reinsurance Recoverable/ (Payable) on Losses and/or Reserve Credit Taken/(Liability)
	91-0214500	The Everett Clinic, PLLC	0	0	0	0	35,512,041	0		0	35,512,041	0
	20-5562797	The Eye Surgery Center of the Carolinas, L.P.	0	0	0	0	792,812	0		0	792,812	0
	61-1409045	The Outpatient Surgery Center of Hilton Head, LLC	0	0	0	0	926,779	0		0	926,779	0
	91-0369070	The Polyclinic, PLLC	0	0	0	0	9,155,034	0		0	9,155,034	0
	72-1349755	The Surgery Center of Easton, L.P.	0	0	0	0	94,219	0		0	94,219	0
	06-1552689	The Surgical Center of Connecticut, LLC	0	0	0	0	397,359	0		0	397,359	0
	37-1446353	The Surgical Center of the Treasure Coast, L.L.C.	0	0	0	0	224,287	0		0	224,287	0
	20-8862235	Thomas Home Health, LLC	0	0	0	0	896,779	0		0	896,779	0
	26-1579919	Thomas Johnson Surgery Center, LLC	0	0	0	0	279,882	0		0	279,882	0
	25-1825549	Three Rivers Holdings, Inc.	207,500,000	0	0	0	0	0		0	207,500,000	0
	27-0705907	Three Rivers HomeCare, LLC	0	0	0	0	413,854	0		0	413,854	0
	45-2856177	Tomball Texas Home Care Services, LLC	0	0	0	0	83,757	0		0	83,757	0
	92-2981104	Total Surgery Center, LLC	0	0	0	0	22,634	0		0	22,634	0
	83-1528858	Trails Edge Surgery Center, LLC	0	0	0	0	435,552	0		0	435,552	0
	33-0592165	Treasure Valley Hospital Limited Partnership	0	0	0	0	6,770,126	0		0	6,770,126	0
	26-2552129	Triangle Counseling Agency, Inc.	0	0	0	0	92,647	0		0	92,647	0
	20-2386707	Tri-County Surgery Center, LLC	0	0	0	0	251,030	0		0	251,030	0
	26-3539405	Trigg County Home Health, Inc.	0	0	0	0	103,216	0		0	103,216	0
	71-0917928	Tri-Parish Community HomeCare, L.L.C.	0	0	0	0	728,217	0		0	728,217	0
	30-0838429	Tucson Home Care Services, LLC	0	0	0	0	134,710	0		0	134,710	0
	63-0974161	Tuscaloosa Surgical Center, L.P.	0	0	0	0	820,343	0		0	820,343	0
	27-1000828	Twin Lakes Home Health Agency, LLC	0	0	0	0	49,985	0		0	49,985	0
	94-3077084	U.S. Behavioral Health Plan, California	0	0	0	0	(2,954,315)	0		0	(2,954,315)	0
	26-1232189	UCSD Ambulatory Surgery Center, LLC	0	0	0	0	1,013,204	0		0	1,013,204	0
	82-2326631	UCSD Center for Surgery of Encinitas, L.P.	0	0	0	0	215,117	0		0	215,117	0
	82-2218664	UCSD Surgical Center of San Diego, LLC	0	0	0	0	352,831	0		0	352,831	0
	95-2931460	UHC of California	0	0	0	0	(2,715,324,266)	0		0	(2,715,324,266)	0
	41-1921008	UHC Holdings, Inc.	2,520,000,000	0	0	0	0	0		0	2,520,000,000	0
91529	52-1996029	Unimerica Insurance Company	(50,000,000)	0	0	0	(23,224,899)	48,068		0	(73,176,831)	(209)
11596	01-0637149	Unimerica Life Insurance Company of New York	(2,600,000)	0	0	0	(2,143,887)	0		0	(4,743,887)	0
	94-2649097	United Behavioral Health	0	0	0	0	3,859,790,585	0		0	3,859,790,585	0
	41-1868911	United Behavioral Health of New York, I.P.A., Inc.	0	0	0	0	166,922,993	0		0	166,922,993	0
	75-2583080	United Group Reinsurance, Inc.	0	0	0	0	0	252,215		0	252,215	(1,693,774)
	41-1289245	UnitedHealthCare Services, Inc.	902,800,000	(28,500,000)	0	0	16,426,013,919	0		605,000,000	17,905,313,919	0
	41-1321939	UnitedHealth Group Incorporated	0	0	0	0	3,417,151,860	0		(15,000,000)	3,402,151,860	0
95174	33-0115163	UnitedHealthcare Benefits of Texas, Inc.	(500,000,000)	0	0	0	(10,036,377,362)	(15,516,905)		0	(10,551,894,267)	0

42.21

ANNUAL STATEMENT FOR THE YEAR 2023 OF THE Oxford Health Plans (NJ), Inc.

**SCHEDULE Y**

**PART 2 - SUMMARY OF INSURER'S TRANSACTIONS WITH ANY AFFILIATES**

1	2	3	4	5	6	7	8	9	10	11	12	13
NAIC Company Code	ID Number	Names of Insurers and Parent, Subsidiaries or Affiliates	Shareholder Dividends	Capital Contributions	Purchases, Sales or Exchanges of Loans, Securities, Real Estate, Mortgage Loans or Other Investments	Income/ (Disbursements) Incurred in Connection with Guarantees or Undertakings for the Benefit of any Affiliate(s)	Management Agreements and Service Contracts	Income/ (Disbursements) Incurred Under Reinsurance Agreements	*	Any Other Material Activity Not in the Ordinary Course of the Insurer's Business	Totals	Reinsurance Recoverable/ (Payable) on Losses and/or Reserve Credit Taken/(Liability)
	47-3221444	UnitedHealthcare Benefits Plan of California	0	0	0	0	(647,998,579)	0		0	(647,998,579)	0
	46-4348775	UnitedHealthcare Community Plan of California, Inc.	(15,000,000)	0	0	0	(16,758,239)	0		0	(31,758,239)	0
13168	26-2688274	UnitedHealthcare Community Plan of Georgia, Inc.	0	0	0	0	(17,010)	0		0	(17,010)	0
12323	56-2451429	UnitedHealthcare Community Plan of Ohio, Inc.	(147,500,000)	0	0	0	(503,440,645)	(514,488)		0	(651,455,133)	27,803,675
11141	91-2008361	UnitedHealthcare Community Plan of Texas, L.L.C.	(135,500,000)	0	0	0	(2,198,021,222)	0		0	(2,333,521,222)	0
95467	38-3204052	UnitedHealthcare Community Plan, Inc.	(48,500,000)	0	0	0	(598,662,500)	(2,510,310)		0	(649,672,810)	4,222,429
15737	47-3788473	UnitedHealthcare Freedom Insurance Company	0	0	0	0	(15,627,142)	0		0	(15,627,142)	0
79413	36-2739571	UnitedHealthcare Insurance Company	(1,290,400,000)	0	0	0	(11,852,997,065)	269,285,556		(625,000,000)	(13,499,111,509)	(828,119,316)
84549	38-2044243	UnitedHealthcare Insurance Company of America	(120,000,000)	0	0	0	(18,204,982)	0		0	(138,204,982)	0
60318	36-3800349	UnitedHealthcare Insurance Company of Illinois	(100,000,000)	0	0	0	(324,779,035)	0		0	(424,779,035)	0
60093	11-3283886	UnitedHealthcare Insurance Company of New York	(280,000,000)	0	0	0	(627,585,433)	(89,788,229)		0	(997,373,662)	374,548,365
12231	20-1902768	UnitedHealthcare Insurance Company of the River Valley	(175,000,000)	0	0	0	(209,596,308)	0		0	(384,596,308)	0
97179	86-0207231	UnitedHealthcare Life Insurance Company	(9,000,000)	0	0	0	(104,257,093)	(147)		0	(113,257,240)	(13,017)
95784	63-0899562	UnitedHealthcare of Alabama, Inc.	(41,000,000)	0	0	0	(2,310,718)	(3,043)		0	(43,313,761)	0
96016	86-0507074	UnitedHealthcare of Arizona, Inc.	0	0	0	0	(67,622,885)	(301,270)		0	(67,924,155)	0
95446	63-1036819	UnitedHealthcare of Arkansas, Inc.	(7,000,000)	0	0	0	(6,709,353)	(19,552)		0	(13,728,905)	0
95090	84-1004639	UnitedHealthcare of Colorado, Inc.	(2,000,000)	0	0	0	(30,797,815)	(123,412)		0	(32,921,227)	0
95264	59-1293865	UnitedHealthcare of Florida, Inc.	(75,000,000)	0	0	0	(743,109,708)	(2,766,367)		0	(820,876,075)	0
95850	58-1653544	UnitedHealthcare of Georgia, Inc.	0	0	0	0	(28,893,012)	(108,588)		0	(29,001,600)	0
95776	36-3280214	UnitedHealthcare of Illinois, Inc.	(24,500,000)	0	0	0	(162,644,132)	(475,531)		0	(187,619,663)	0
96644	62-1240316	UnitedHealthcare of Kentucky, Ltd.	(9,500,000)	0	0	0	(162,370,239)	(878,807)		0	(172,749,046)	0
95833	72-1074008	UnitedHealthcare of Louisiana, Inc.	(14,000,000)	0	0	0	(862,455,521)	(2,518,377)		0	(878,973,898)	0
95716	63-1036817	UnitedHealthcare of Mississippi, Inc.	(15,000,000)	0	0	0	(292,450,051)	(315)		0	(307,450,366)	0
95149	05-0413469	UnitedHealthcare of New England, Inc.	(22,300,000)	0	0	0	(296,513,334)	(296,682)		0	(319,110,016)	1,485,088
13214	26-2697886	UnitedHealthcare of New Mexico, Inc.	0	0	0	0	(27,326,647)	0		0	(27,326,647)	0
95085	06-1172891	UnitedHealthcare of New York, Inc.	(235,000,000)	0	0	0	(2,890,781,830)	0		0	(3,125,781,830)	0
95103	56-1461010	UnitedHealthcare of North Carolina, Inc.	(50,000,000)	0	0	0	(642,044,245)	11,772,001		0	(680,272,244)	(2,896,247)
95186	31-1142815	UnitedHealthcare of Ohio, Inc.	0	0	0	0	(17,649,341)	(87,863)		0	(17,737,204)	0
96903	33-0115166	UnitedHealthcare of Oklahoma, Inc.	(16,500,000)	0	0	0	(30,833,446)	0		0	(47,333,446)	0
95893	93-0938819	UnitedHealthcare of Oregon, Inc.	(5,500,000)	0	0	0	(9,605,117)	0		0	(15,105,117)	0
95220	25-1756858	UnitedHealthcare of Pennsylvania, Inc.	(60,000,000)	0	0	0	(229,491,566)	(710,505)		0	(290,202,071)	0
16740	35-2674992	UnitedHealthcare of South Carolina, Inc.	0	3,000,000	0	0	(3,067,444)	(138,971)		0	(206,415)	88,231
95765	95-3939697	UnitedHealthcare of Texas, Inc.	0	0	0	0	(270,615,330)	(1,368,191)		0	(271,983,521)	0
95025	52-1130183	UnitedHealthcare of the Mid-Atlantic, Inc.	(100,000,000)	0	0	0	(1,645,064,872)	(4,151,127)		0	(1,749,215,999)	0

42.22

ANNUAL STATEMENT FOR THE YEAR 2023 OF THE Oxford Health Plans (NJ), Inc.

**SCHEDULE Y**

**PART 2 - SUMMARY OF INSURER'S TRANSACTIONS WITH ANY AFFILIATES**

1	2	3	4	5	6	7	8	9	10	11	12	13
NAIC Company Code	ID Number	Names of Insurers and Parent, Subsidiaries or Affiliates	Shareholder Dividends	Capital Contributions	Purchases, Sales or Exchanges of Loans, Securities, Real Estate, Mortgage Loans or Other Investments	Income/ (Disbursements) Incurred in Connection with Guarantees or Undertakings for the Benefit of any Affiliate(s)	Management Agreements and Service Contracts	Income/ (Disbursements) Incurred Under Reinsurance Agreements	*	Any Other Material Activity Not in the Ordinary Course of the Insurer's Business	Totals	Reinsurance Recoverable/ (Payable) on Losses and/or Reserve Credit Taken/(Liability)
95591	47-0676824	UnitedHealthcare of the Midlands, Inc.	(205,000,000)	0	0	0	(1,818,682,151)	(26,133,051)		0	(2,049,815,202)	0
96385	43-1361841	UnitedHealthcare of the Midwest, Inc.	(75,000,000)	0	0	0	(669,964,199)	(108,042,096)		0	(853,006,295)	382,915,164
95685	86-0875231	UnitedHealthcare of the Rockies, Inc.	0	15,000,000	0	0	(990,780,541)	(1,581,873)		0	(977,362,414)	0
95501	41-1488563	UnitedHealthcare of Utah, Inc.	(45,000,000)	0	0	0	(2,533,937)	(5,696)		0	(47,539,633)	0
48038	91-1312551	UnitedHealthcare of Washington, Inc.	(35,000,000)	0	0	0	(672,890,354)	0		0	(707,890,354)	0
95710	39-1555888	UnitedHealthcare of Wisconsin, Inc.	(450,000,000)	0	0	0	(7,041,656,893)	(24,739,909)		0	(7,516,396,802)	0
95378	36-3379945	UnitedHealthcare Plan of the River Valley, Inc.	(80,000,000)	0	0	0	(569,049,901)	(3,814,721)		0	(652,864,622)	0
	47-0854646	UnitedHealthcare Service LLC	0	0	0	0	1,681,735	0		0	1,681,735	0
	01-0518346	UnitedHealthcare Specialty Benefits, LLC	0	0	0	0	92,857	0		0	92,857	0
	41-1922511	UnitedHealthcare, Inc.	1,665,500,000	(3,000,000)	0	0	0	0		0	1,662,500,000	0
	27-0815205	Unity Health Network, LLC	0	0	0	0	5,107,866	0		0	5,107,866	0
	20-8912707	University of TN Medical Center Home Care Services, LLC	0	0	0	0	1,729,733	0		0	1,729,733	0
	33-0812827	Upland Outpatient Surgical Center, L.P.	0	0	0	0	139,484	0		0	139,484	0
	26-3887598	USHEALTH Advisors, LLC	0	0	0	0	393,014,250	0		0	393,014,250	0
	73-1165000	USHEALTH Group, Inc.	160,000,000	0	0	0	0	0		0	160,000,000	0
	27-2803133	USMD Diagnostic Services, LLC	0	0	0	0	138,951	0		0	138,951	0
	73-1662763	USMD Hospital at Arlington, L.P.	0	0	0	0	2,223,165	0		0	2,223,165	0
	61-1761960	Valparaiso Home Care Services, LLC	0	0	0	0	98,302	0		0	98,302	0
	85-0780051	Vascular Labs of the Rockies ASC, LLC	0	0	0	0	24,020	0		0	24,020	0
	26-3404003	Victoria Texas Home Care Services, LLC	0	0	0	0	301,957	0		0	301,957	0
	06-1762015	Virginia HomeCare, LLC	0	0	0	0	302,549	0		0	302,549	0
	81-4811317	Virginia In-Home Partner-I, LLC	0	0	0	0	580,426	0		0	580,426	0
	81-4888094	Virginia In-Home Partner-III, LLC	0	0	0	0	366,420	0		0	366,420	0
	81-4737123	Virginia In-Home Partner-V, LLC	0	0	0	0	86,581	0		0	86,581	0
	81-4737281	Virginia In-Home Partner-VI, LLC	0	0	0	0	158,866	0		0	158,866	0
	81-5294131	Virginia In-Home Partner-VIII, LLC	0	0	0	0	124,345	0		0	124,345	0
	83-2040583	Virginia In-Home Partner-XI, LLC	0	0	0	0	197,591	0		0	197,591	0
	36-4499777	Walnut Hill Surgery Center, LLC	0	0	0	0	173,941	0		0	173,941	0
	58-1811796	Ware Visiting Nurses Service, Inc.	0	0	0	0	296,631	0		0	296,631	0
	86-0462952	Warner Family Practice, P.C.	0	0	0	0	371,335	0		0	371,335	0
	26-4568497	Washington HomeCare and Hospice of Central Basin, LLC	0	0	0	0	22,969	0		0	22,969	0
	20-4885028	Waukegan Hospice, LLC	0	0	0	0	315,958	0		0	315,958	0
	36-3469839	Wauwatosa Surgery Center, LLC	0	0	0	0	1,097,813	0		0	1,097,813	0
	74-2574229	WellMed Medical Group, P.A.	0	0	0	0	3,770,240	0		0	3,770,240	0
	74-2797745	WellMed Medical Management of Florida, Inc.	0	0	0	0	1,030,871	0		0	1,030,871	0
	35-2314192	WellMed Network of Florida, Inc.	0	0	0	0	2,436,023,565	0		0	2,436,023,565	0
	74-2889447	WellMed Networks, Inc.	0	0	0	0	12,943,426,379	0		0	12,943,426,379	0
	26-1266308	West Grove Home Care, LLC	0	0	0	0	67,935	0		0	67,935	0
	26-3043290	West Virginia HomeCare, LLC	0	0	0	0	285,907	0		0	285,907	0

42.23

ANNUAL STATEMENT FOR THE YEAR 2023 OF THE Oxford Health Plans (NJ), Inc.

**SCHEDULE Y**

**PART 2 - SUMMARY OF INSURER'S TRANSACTIONS WITH ANY AFFILIATES**

1	2	3	4	5	6	7	8	9	10	11	12	13
NAIC Company Code	ID Number	Names of Insurers and Parent, Subsidiaries or Affiliates	Shareholder Dividends	Capital Contributions	Purchases, Sales or Exchanges of Loans, Securities, Real Estate, Mortgage Loans or Other Investments	Income/ (Disbursements) Incurred in Connection with Guarantees or Undertakings for the Benefit of any Affiliate(s)	Management Agreements and Service Contracts	Income/ (Disbursements) Incurred Under Reinsurance Agreements	*	Any Other Material Activity Not in the Ordinary Course of the Insurer's Business	Totals	Reinsurance Recoverable/ (Payable) on Losses and/or Reserve Credit Taken/(Liability)
	06-1521999	Western Connecticut Orthopedic Surgical Center, LLC	0	0	0	0	1,852,465	0		0	1,852,465	0
	16-1365147	Western Region Health Corporation	0	0	0	0	1,014,180	0		0	1,014,180	0
	47-4468184	Westgreen Surgical Center, LLC	0	0	0	0	218,245	0		0	218,245	0
	37-1763155	WestHealth Surgery Center, LLC	0	0	0	0	627,484	0		0	627,484	0
	26-0274385	Wetzel County HomeCare, LLC	0	0	0	0	103,960	0		0	103,960	0
	26-3594822	Wilkes-Barre Home Care Services, LLC	0	0	0	0	33,559	0		0	33,559	0
	88-1643733	Willow Park Endoscopy Center, LLC	0	0	0	0	28,151	0		0	28,151	0
	27-4816583	Wilson Creek Surgical Center, LLC	0	0	0	0	478,408	0		0	478,408	0
	85-3366699	Woodbury Surgery Center, LLC	0	0	0	0	192,937	0		0	192,937	0
	26-3375945	Woodward Home Care Services, LLC	0	0	0	0	38,347	0		0	38,347	0
	52-2102846	XLHealth Corporation	113,000,000	0	0	0	0	0		0	113,000,000	0
	46-3537245	XLHome Michigan, P.C.	0	0	0	0	23,879,368	0		0	23,879,368	0
	45-5530241	XLHome Northeast, P.C.	0	0	0	0	96,334,300	0		0	96,334,300	0
	46-2931689	XLHome Oklahoma, Inc.	0	0	0	0	41,112,218	0		0	41,112,218	0
	27-3543997	XLHome, P.C.	0	0	0	0	707,403,342	0		0	707,403,342	0
	30-0708462	York Home Care Services, LLC	0	0	0	0	32,180	0		0	32,180	0
	46-0857425	Yorkville Endoscopy, LLC	0	0	0	0	4,167,299	0		0	4,167,299	0
	27-5284765	Youngstown Home Care Services, LLC	0	0	0	0	173,230	0		0	173,230	0
9999999	Control Totals		0	0	0	0	0	0	XXX	0	0	0

ANNUAL STATEMENT FOR THE YEAR 2023 OF THE Oxford Health Plans (NJ), Inc.

**SCHEDULE Y**

**PART 3 - ULTIMATE CONTROLLING PARTY AND LISTING OF OTHER U.S. INSURANCE GROUPS OR ENTITIES UNDER THAT ULTIMATE CONTROLLING PARTY'S CONTROL**

1 Insurers in Holding Company	2 Owners with Greater Than 10% Ownership	3 Ownership Percentage Column 2 of Column 1	4 Granted Disclaimer of Control/ Affiliation of Column 2 Over Column 1 (Yes/No)	5 Ultimate Controlling Party	6 U.S. Insurance Groups or Entities Controlled by Column 5	7 Ownership Percentage (Column 5 of Column 6)	8 Granted Disclaimer of Control/ Affiliation of Column 5 Over Column 6 (Yes/No)
All Savers Insurance Company	Golden Rule Financial Corporation	100.000	NO	UnitedHealth Group Incorporated	ACN Group of California, Inc.	100.000	NO
All Savers Life Insurance Company of California	Golden Rule Financial Corporation	100.000	NO	UnitedHealth Group Incorporated	Arizona Physicians IPA, Inc.	100.000	NO
AmeriChoice of New Jersey, Inc.	AmeriChoice Corporation	100.000	NO	UnitedHealth Group Incorporated	Dental Benefit Providers of California, Inc.	100.000	NO
Care Improvement Plus of Texas Insurance Company	XLHealth Corporation	100.000	NO	UnitedHealth Group Incorporated	Healthplex Dental Services, Inc.	100.000	NO
Care Improvement Plus South Central Insurance Company	XLHealth Corporation	100.000	NO	UnitedHealth Group Incorporated	Solstice Healthplans, Inc.	100.000	NO
Care Improvement Plus Wisconsin Insurance Company	XLHealth Corporation	100.000	NO	UnitedHealth Group Incorporated	U.S. Behavioral Health Plan, California	100.000	NO
Centurion Casualty Company	Specialty Benefits, LLC	100.000	NO	UnitedHealth Group Incorporated	UHC of California	100.000	NO
Enterprise Life Insurance Company	Freedom Life Insurance Company of America	100.000	NO	UnitedHealth Group Incorporated	UnitedHealthcare Benefits Plan of California	100.000	NO
Freedom Life Insurance Company of America	USHEALTH Group, Inc.	100.000	NO	UnitedHealth Group Incorporated	UnitedHealthcare Community Plan of California, Inc.	100.000	NO
Golden Rule Insurance Company	Golden Rule Financial Corporation	100.000	NO	UnitedHealth Group Incorporated	UnitedHealthcare Integrated Services, Inc.	100.000	NO
Harken Health Insurance Company	UnitedHealthcare, Inc.	100.000	NO	UnitedHealth Group Incorporated		0.000	
Health Plan of Nevada, Inc.	Sierra Health Services, Inc.	100.000	NO	UnitedHealth Group Incorporated		0.000	
Healthplex Insurance Company	Healthplex, Inc.	100.000	NO	UnitedHealth Group Incorporated		0.000	
Healthplex of NJ, Inc.	Healthplex, Inc.	100.000	NO	UnitedHealth Group Incorporated		0.000	
International Healthcare Services, Inc.	Healthplex, Inc.	100.000	NO	UnitedHealth Group Incorporated		0.000	
KelseyCare Administrators LLC	KS Management Services, L.L.C.	100.000	NO	UnitedHealth Group Incorporated		0.000	
KS Plan Administrators, LLC	KS Management Services, L.L.C.	100.000	NO	UnitedHealth Group Incorporated		0.000	
MAMSI Life and Health Insurance Company	United HealthCare Services, Inc.	100.000	NO	UnitedHealth Group Incorporated		0.000	
Managed Care of North America, Inc.	MCNA Health Care Holdings, LLC	100.000	NO	UnitedHealth Group Incorporated		0.000	
MCNA Insurance Company	MCNA Health Care Holdings, LLC	100.000	NO	UnitedHealth Group Incorporated		0.000	
MD-Individual Practice Association, Inc.	United HealthCare Services, Inc.	100.000	NO	UnitedHealth Group Incorporated		0.000	
Mid-West National Life Insurance Company of Tennessee	HealthMarkets, LLC	100.000	NO	UnitedHealth Group Incorporated		0.000	
National Foundation Life Insurance Company	Enterprise Life Insurance Company	100.000	NO	UnitedHealth Group Incorporated		0.000	
National Pacific Dental, Inc.	Dental Benefit Providers, Inc.	100.000	NO	UnitedHealth Group Incorporated		0.000	
Neighborhood Health Partnership, Inc.	UnitedHealthcare, Inc.	100.000	NO	UnitedHealth Group Incorporated		0.000	
Nevada Pacific Dental	Dental Benefit Providers, Inc.	100.000	NO	UnitedHealth Group Incorporated		0.000	
Optimum Choice, Inc.	United HealthCare Services, Inc.	100.000	NO	UnitedHealth Group Incorporated		0.000	
Optum Insurance of Ohio, Inc.	OptumRx PBM of Maryland, LLC	100.000	NO	UnitedHealth Group Incorporated		0.000	
Optum Networks of New Jersey, Inc.	OrthoNet Holdings, Inc.	100.000	NO	UnitedHealth Group Incorporated		0.000	
Oxford Health Insurance, Inc.	UnitedHealthcare Insurance Company	100.000	NO	UnitedHealth Group Incorporated		0.000	
Oxford Health Plans (CT), Inc.	Oxford Health Plans LLC	100.000	NO	UnitedHealth Group Incorporated		0.000	
Oxford Health Plans (NJ), Inc.	Oxford Health Plans LLC	100.000	NO	UnitedHealth Group Incorporated		0.000	
Oxford Health Plans (NY), Inc.	Oxford Health Plans LLC	100.000	NO	UnitedHealth Group Incorporated		0.000	
PacifiCare Life and Health Insurance Company	United HealthCare Services, Inc.	100.000	NO	UnitedHealth Group Incorporated		0.000	
PacifiCare Life Assurance Company	United HealthCare Services, Inc.	100.000	NO	UnitedHealth Group Incorporated		0.000	
PacifiCare of Arizona, Inc.	United HealthCare Services, Inc.	100.000	NO	UnitedHealth Group Incorporated		0.000	
PacifiCare of Colorado, Inc.	United HealthCare Services, Inc.	100.000	NO	UnitedHealth Group Incorporated		0.000	
Peoples Health, Inc.	New Orleans Regional Physician Hospital Organization, L.L.C.	100.000	NO	UnitedHealth Group Incorporated		0.000	
Physicians Health Choice of Texas, LLC	United HealthCare Services, Inc.	100.000	NO	UnitedHealth Group Incorporated		0.000	
Preferred Care Network of Florida, Inc.	United HealthCare Services, Inc.	100.000	NO	UnitedHealth Group Incorporated		0.000	
Preferred Care Network, Inc.	United HealthCare Services, Inc.	100.000	NO	UnitedHealth Group Incorporated		0.000	

ANNUAL STATEMENT FOR THE YEAR 2023 OF THE Oxford Health Plans (NJ), Inc.

**SCHEDULE Y**

**PART 3 - ULTIMATE CONTROLLING PARTY AND LISTING OF OTHER U.S. INSURANCE GROUPS OR ENTITIES UNDER THAT ULTIMATE CONTROLLING PARTY'S CONTROL**

1 Insurers in Holding Company	2 Owners with Greater Than 10% Ownership	3 Ownership Percentage Column 2 of Column 1	4 Granted Disclaimer of Control Affiliation of Column 2 Over Column 1 (Yes/No)	5 Ultimate Controlling Party	6 U.S. Insurance Groups or Entities Controlled by Column 5	7 Ownership Percentage (Column 5 of Column 6)	8 Granted Disclaimer of Control Affiliation of Column 5 Over Column 6 (Yes/No)
Preferred Care Partners, Inc. ....	Preferred Care Partners Holding, Corp. ....	100.000	NO	UnitedHealth Group Incorporated		0.000	
PreferredOne Insurance Company .....	PreferredOne Administrative Services, Inc. ....	100.000	NO	UnitedHealth Group Incorporated		0.000	
Rocky Mountain Health Maintenance Organization, Incorporated .....	United HealthCare Services, Inc. ....	100.000	NO	UnitedHealth Group Incorporated		0.000	
Sierra Health and Life Insurance Company, Inc. ....	Sierra Health Services, Inc. ....	100.000	NO	UnitedHealth Group Incorporated		0.000	
Solstice Benefits, Inc. ....	Specialty Benefits, LLC .....	100.000	NO	UnitedHealth Group Incorporated		0.000	
Solstice Health Insurance Company .....	Specialty Benefits, LLC .....	100.000	NO	UnitedHealth Group Incorporated		0.000	
Solstice Healthplans of Arizona, Inc. ....	Solstice Administration Services, Inc. ....	100.000	NO	UnitedHealth Group Incorporated		0.000	
Solstice Healthplans of Colorado, Inc. ....	Solstice Administration Services, Inc. ....	100.000	NO	UnitedHealth Group Incorporated		0.000	
Solstice Healthplans of Ohio, Inc. ....	Solstice Administration Services, Inc. ....	100.000	NO	UnitedHealth Group Incorporated		0.000	
Solstice Healthplans of Texas, Inc. ....	Solstice Administration Services, Inc. ....	100.000	NO	UnitedHealth Group Incorporated		0.000	
Solstice of Illinois, Inc. ....	Solstice Administration Services, Inc. ....	100.000	NO	UnitedHealth Group Incorporated		0.000	
The Chesapeake Life Insurance Company .....	HealthMarkets Group, Inc. ....	100.000	NO	UnitedHealth Group Incorporated		0.000	
Unimerica Insurance Company .....	OptumHealth Holdings, LLC .....	100.000	NO	UnitedHealth Group Incorporated		0.000	
Unimerica Life Insurance Company of New York .....	UnitedHealthcare Insurance Company .....	100.000	NO	UnitedHealth Group Incorporated		0.000	
UnitedHealthcare Benefits of Texas, Inc. ....	United HealthCare Services, Inc. ....	100.000	NO	UnitedHealth Group Incorporated		0.000	
UnitedHealthcare Community Plan of Georgia, Inc. ....	AmeriChoice Corporation .....	100.000	NO	UnitedHealth Group Incorporated		0.000	
UnitedHealthcare Community Plan of Ohio, Inc. ....	Three Rivers Holdings, Inc. ....	100.000	NO	UnitedHealth Group Incorporated		0.000	
UnitedHealthcare Community Plan of Texas, L.L.C. ....	Ovations, Inc. ....	100.000	NO	UnitedHealth Group Incorporated		0.000	
UnitedHealthcare Community Plan, Inc. ....	AmeriChoice Corporation .....	100.000	NO	UnitedHealth Group Incorporated		0.000	
UnitedHealthcare Freedom Insurance Company .....	UnitedHealthcare Freedom Plans, Inc. ....	100.000	NO	UnitedHealth Group Incorporated		0.000	
UnitedHealthcare Insurance Company .....	UHC Holdings, Inc. ....	100.000	NO	UnitedHealth Group Incorporated		0.000	
UnitedHealthcare Insurance Company of America .....	United HealthCare Services, Inc. ....	100.000	NO	UnitedHealth Group Incorporated		0.000	
UnitedHealthcare Insurance Company of Illinois .....	UnitedHealthcare Insurance Company .....	100.000	NO	UnitedHealth Group Incorporated		0.000	
UnitedHealthcare Insurance Company of New York .....	UnitedHealthcare Insurance Company .....	100.000	NO	UnitedHealth Group Incorporated		0.000	
UnitedHealthcare Insurance Company of the River Valley .....	UnitedHealthcare, Inc. ....	100.000	NO	UnitedHealth Group Incorporated		0.000	
UnitedHealthcare Life Insurance Company .....	Golden Rule Financial Corporation .....	100.000	NO	UnitedHealth Group Incorporated		0.000	
UnitedHealthcare of Alabama, Inc. ....	UnitedHealthcare, Inc. ....	100.000	NO	UnitedHealth Group Incorporated		0.000	
UnitedHealthcare of Arizona, Inc. ....	UnitedHealthcare, Inc. ....	100.000	NO	UnitedHealth Group Incorporated		0.000	
UnitedHealthcare of Arkansas, Inc. ....	UnitedHealthcare, Inc. ....	100.000	NO	UnitedHealth Group Incorporated		0.000	
UnitedHealthcare of Colorado, Inc. ....	UnitedHealthcare, Inc. ....	100.000	NO	UnitedHealth Group Incorporated		0.000	
UnitedHealthcare of Florida, Inc. ....	UnitedHealthcare, Inc. ....	100.000	NO	UnitedHealth Group Incorporated		0.000	
UnitedHealthcare of Georgia, Inc. ....	UnitedHealthcare, Inc. ....	100.000	NO	UnitedHealth Group Incorporated		0.000	
UnitedHealthcare of Illinois, Inc. ....	UnitedHealthcare, Inc. ....	100.000	NO	UnitedHealth Group Incorporated		0.000	
UnitedHealthcare of Kentucky, Ltd. ....	United HealthCare Services, Inc. ....	94.172	NO	UnitedHealth Group Incorporated		0.000	
UnitedHealthcare of Louisiana, Inc. ....	UnitedHealthcare, Inc. ....	100.000	NO	UnitedHealth Group Incorporated		0.000	
UnitedHealthcare of Mississippi, Inc. ....	UnitedHealthcare, Inc. ....	100.000	NO	UnitedHealth Group Incorporated		0.000	
UnitedHealthcare of New England, Inc. ....	United HealthCare Services, Inc. ....	100.000	NO	UnitedHealth Group Incorporated		0.000	
UnitedHealthcare of New Mexico, Inc. ....	UnitedHealthcare Insurance Company .....	100.000	NO	UnitedHealth Group Incorporated		0.000	
UnitedHealthcare of New York, Inc. ....	AmeriChoice Corporation .....	100.000	NO	UnitedHealth Group Incorporated		0.000	
UnitedHealthcare of North Carolina, Inc. ....	UnitedHealthcare, Inc. ....	100.000	NO	UnitedHealth Group Incorporated		0.000	
UnitedHealthcare of Ohio, Inc. ....	United HealthCare Services, Inc. ....	100.000	NO	UnitedHealth Group Incorporated		0.000	
UnitedHealthcare of Oklahoma, Inc. ....	United HealthCare Services, Inc. ....	100.000	NO	UnitedHealth Group Incorporated		0.000	
UnitedHealthcare of Oregon, Inc. ....	United HealthCare Services, Inc. ....	100.000	NO	UnitedHealth Group Incorporated		0.000	

43.1

ANNUAL STATEMENT FOR THE YEAR 2023 OF THE Oxford Health Plans (NJ), Inc.

**SCHEDULE Y**

**PART 3 - ULTIMATE CONTROLLING PARTY AND LISTING OF OTHER U.S. INSURANCE GROUPS OR ENTITIES UNDER THAT ULTIMATE CONTROLLING PARTY'S CONTROL**

1 Insurers in Holding Company	2 Owners with Greater Than 10% Ownership	3 Ownership Percentage Column 2 of Column 1	4 Granted Disclaimer of Control/ Affiliation of Column 2 Over Column 1 (Yes/No)	5 Ultimate Controlling Party	6 U.S. Insurance Groups or Entities Controlled by Column 5	7 Ownership Percentage (Column 5 of Column 6)	8 Granted Disclaimer of Control/ Affiliation of Column 5 Over Column 6 (Yes/No)
UnitedHealthcare of Pennsylvania, Inc. ....	Three Rivers Holdings, Inc. ....	100.000	NO	UnitedHealth Group Incorporated		0.000	
UnitedHealthcare of South Carolina, Inc. ....	UnitedHealthcare, Inc. ....	100.000	NO	UnitedHealth Group Incorporated		0.000	
UnitedHealthcare of Texas, Inc. ....	UnitedHealthcare, Inc. ....	100.000	NO	UnitedHealth Group Incorporated		0.000	
UnitedHealthcare of the Mid-Atlantic, Inc. ....	UnitedHealthcare, Inc. ....	100.000	NO	UnitedHealth Group Incorporated		0.000	
UnitedHealthcare of the Midlands, Inc. ....	UnitedHealthcare, Inc. ....	100.000	NO	UnitedHealth Group Incorporated		0.000	
UnitedHealthcare of the Midwest, Inc. ....	UnitedHealthcare, Inc. ....	100.000	NO	UnitedHealth Group Incorporated		0.000	
UnitedHealthcare of the Rockies, Inc. ....	United HealthCare Services, Inc. ....	100.000	NO	UnitedHealth Group Incorporated		0.000	
UnitedHealthcare of Utah, Inc. ....	UnitedHealthcare, Inc. ....	100.000	NO	UnitedHealth Group Incorporated		0.000	
UnitedHealthcare of Washington, Inc. ....	United HealthCare Services, Inc. ....	100.000	NO	UnitedHealth Group Incorporated		0.000	
UnitedHealthcare of Wisconsin, Inc. ....	UnitedHealthcare, Inc. ....	100.000	NO	UnitedHealth Group Incorporated		0.000	
UnitedHealthcare Plan of the River Valley, Inc. ....	UnitedHealthcare, Inc. ....	100.000	NO	UnitedHealth Group Incorporated		0.000	



# SUPPLEMENTAL EXHIBITS AND SCHEDULES INTERROGATORIES

## REQUIRED FILINGS

The following supplemental reports are required to be filed as part of your annual statement filing unless specifically waived by the domiciliary state. However, in the event that your domiciliary state waives the filing requirement, your response of WAIVED to the specific interrogatory will be accepted in lieu of filing a "NONE" report and a bar code will be printed below. If the supplement is required of your company but is not being filed for whatever reason enter SEE EXPLANATION and provide an explanation following the interrogatory questions.









	Responses
<b>MARCH FILING</b>	
1. Will the Supplemental Compensation Exhibit be filed with the state of domicile by March 1? .....	YES
2. Will an actuarial opinion be filed by March 1? .....	YES
3. Will the confidential Risk-based Capital Report be filed with the NAIC by March 1?.....	YES
4. Will the confidential Risk-based Capital Report be filed with the state of domicile, if required, by March 1? .....	YES
<b>APRIL FILING</b>	
5. Will Management's Discussion and Analysis be filed by April 1? .....	YES
6. Will the Supplemental Investment Risks Interrogatories be filed by April 1? .....	YES
7. Will the Accident and Health Policy Experience Exhibit be filed by April 1? .....	YES
<b>JUNE FILING</b>	
8. Will an audited financial report be filed by June 1? .....	YES
9. Will Accountant's Letter of Qualifications be filed with the state of domicile and electronically with the NAIC by June 1? .....	YES

## SUPPLEMENTAL FILINGS

The following supplemental reports are required to be filed as part of your annual statement filing **if your company is engaged in the type of business covered by the supplement. However, in the event that your company does not transact the type of business for which the special report must be filed, your response of NO to the specific interrogatory will be accepted in lieu of filing a "NONE" report and a bar code will be printed below.** If the supplement is required of your company but is not being filed for whatever reason enter SEE EXPLANATION and provide an explanation following the interrogatory questions.

<b>MARCH FILING</b>	
10. Will the Medicare Supplement Insurance Experience Exhibit be filed with the state of domicile and the NAIC by March 1? .....	NO
11. Will the Supplemental Life data due March 1 be filed with the state of domicile and the NAIC? .....	NO
12. Will Schedule SIS (Stockholder Information Supplement) be filed with the state of domicile by March 1?.....	NO
13. Will the actuarial opinion on participating and non-participating policies as required in Interrogatories 1 and 2 on Exhibit 5 to Life Supplement be filed with the state of domicile and electronically with the NAIC by March 1?.....	NO
14. Will the actuarial opinion on non-guaranteed elements as required in Interrogatory 3 to Exhibit 5 to Life Supplement be filed with the state of domicile and electronically with the NAIC by March 1?.....	NO
15. Will the Medicare Part D Coverage Supplement be filed with the state of domicile and the NAIC by March 1?.....	NO
16. Will an approval from the reporting entity's state of domicile for relief related to the five-year rotation requirement for lead audit partner be filed electronically with the NAIC by March 1? .....	NO
17. Will an approval from the reporting entity's state of domicile for relief related to the one-year cooling off period for independent CPA be filed electronically with the NAIC by March 1? .....	NO
18. Will an approval from the reporting entity's state of domicile for relief related to the Requirements for Audit Committees be filed electronically with the NAIC by March 1? .....	NO
19. Will the Market Conduct Annual Statement (MCAS) Premium Exhibit for Year be filed with the applicable jurisdictions and with the NAIC by March 1?.....	YES
<b>APRIL FILING</b>	
20. Will the Long-Term Care Experience Reporting Forms be filed with the state of domicile and the NAIC by April 1? .....	NO
21. Will the Supplemental Life data due April 1 be filed with the state of domicile and the NAIC? .....	NO
22. Will the Supplemental Health Care Exhibit (Parts 1 and 2) be filed with the state of domicile and the NAIC by April 1? .....	YES
23. Will the Life, Health & Annuity Guaranty Association Assessable Premium Exhibit - Parts 1 and 2 be filed with the state of domicile and the NAIC by April 1? .....	YES
<b>AUGUST FILING</b>	
24. Will Management's Report of Internal Control Over Financial Reporting be filed with the state of domicile by August 1? .....	YES
Explanations:	
10.	
11.	
12.	
13.	
14.	
15.	
16.	
17.	
18.	
20.	
21.	

Bar Codes:

10. Medicare Supplement Insurance Experience Exhibit [Document Identifier 360]	
11. Life Supplement [Document Identifier 205]	
12. SIS Stockholder Information Supplement [Document Identifier 420]	
13. Participating Opinion for Exhibit 5 [Document Identifier 371]	
14. Non-Guaranteed Opinion for Exhibit 5 [Document Identifier 370]	
15. Medicare Part D Coverage Supplement [Document Identifier 365]	
16. Relief from the five-year rotation requirement for lead audit partner [Document Identifier 224]	
17. Relief from the one-year cooling off period for independent CPA [Document Identifier 225]	

# SUPPLEMENTAL EXHIBITS AND SCHEDULES INTERROGATORIES

18. Relief from the Requirements for Audit Committees [Document Identifier 226]



20. Long-Term Care Experience Reporting Forms [Document Identifier 306]



21. Life Supplement [Document Identifier 211]





SUPPLEMENT FOR THE YEAR 2023 OF THE Oxford Health Plans (NJ), Inc.

**MARKET CONDUCT ANNUAL STATEMENT (MCAS) PREMIUM EXHIBIT FOR YEAR**

For The Year Ended December 31, 2023  
(To Be Filed by March 1)

**FOR THE STATE OF: New Jersey**

NAIC Group Code 0707

NAIC Company Code 95506

MCAS LINE OF BUSINESS	MCAS Reportable Premium/Considerations (Yes/No)
1. Disability Income .....	NO
2. Health .....	YES
3. Homeowners .....	NO
4. Individual Annuity .....	NO
5. Individual Life .....	NO
6. Lender-Placed Home and Auto .....	NO
7. Long-Term Care .....	NO
8. Other Health .....	NO
9. Private Flood .....	NO
10. Private Passenger Auto .....	NO
11. Short-Term Limited Duration Health Plans .....	NO
12. Travel	NO