

Annual Comprehensive Financial Report

of the

**Township of Montgomery School District
County of Somerset
Skillman, New Jersey
For the Fiscal Year Ended June 30, 2024**

Prepared by

**Township of Montgomery School District
Business Office**

TABLE OF CONTENTS

INTRODUCTORY SECTION	Page
Letter of Transmittal	1-4
Roster of Officials	5
Consultants and Advisors	6
Organizational Charts	7
 FINANCIAL SECTION	
Independent Auditor's Report	8-11
REQUIRED SUPPLEMENTARY INFORMATION – Part I	12
Management's Discussion and Analysis (Unaudited)	13-24
BASIC FINANCIAL STATEMENTS	25
A. District-Wide Financial Statements:	26
A-1 Statement of Net Position	27
A-2 Statement of Activities	28
B. Major Fund Financial Statements:	29
Governmental Funds:	
B-1 Balance Sheet	30-31
B-2 Statement of Revenues, Expenditures, and Changes in Fund Balances	32
B-3 Reconciliation of the Statement of Revenues, Expenditures, and Changes in Fund Balances of Governmental Funds to the Statement of Activities	33
Other Funds	34
Propriety Funds:	
B-4 Statement of Net Position	35
B-5 Statement of Revenues, Expenses, and Changes in Fund Net Position	36
B-6 Statement of Cash Flows	37
Fiduciary Funds:	
B-7 Statement of Fiduciary Net Position	N/A
B-8 Statement of Changes in Fiduciary Net Position	N/A
 Notes to the Financial Statements	 38-81

TABLE OF CONTENTS (CONTINUED)

	Page
REQUIRED SUPPLEMENTARY INFORMATION – Part II	82
C. Budgetary Comparison Schedules:	83
C-1 General Fund	84-94
C-2 Special Revenue Fund	95
C-3 Budget to GAAP Reconciliation	96
REQUIRED SUPPLEMENTARY INFORMATION - Part III	97
L. Schedules Related to Accounting and Reporting for Pension (GASB 68)	98
L-1 Schedule of the District's Proportionate Share of the Net Pension Liability - Public Employees Retirement System - Last Ten Years	99
L-2 Schedule of the District's Contributions - Public Employees Retirement System - Last Ten Years	100
L-3 Schedule of the District's Proportionate Share of the Net Pension Liability Teachers Pension and Annuity Fund - Last Ten Years	101
L-4 Notes to Required Supplementary Information Part III for the Fiscal Year Ended June 30, 2024	102
REQUIRED SUPPLEMENTARY INFORMATION - Part IV	103
M. Schedule Related to Accounting and Reporting for Postemployment Benefits Other Than Pensions (GASB 75)	104
M-1 Schedule of Changes in the District's Total OPEB Liability and Related Ratios - Last Seven Years	105
M-2 Notes to Required Supplementary Information Part IV for the Fiscal Year Ended June 30, 2024	106
OTHER SUPPLEMENTARY INFORMATION	107
D. School Level Schedules	N/A
E. Special Revenue Fund:	108
E-1 Combining Schedule of Revenues and Expenditures-Budgetary Basis	109-112
E-1.1 Student Activity Agency Fund-Schedule of Receipts and Disbursements	113
E-2 Schedule of Preschool Education Aid	N/A
F. Capital Projects Fund	114
F-1 Summary Schedule of Project Expenditures - Budgetary Basis	115
F-2 Summary Schedule of Project Revenues, Expenditures, and Changes in Fund Balance - Budgetary Basis	116
F-2a Schedule of Project Revenues, Expenditures, Project Balance and Project Status - Budgetary Basis - High School Improvements	117
F-2b Schedule of Project Revenues, Expenditures, Project Balance and Project Status - Budgetary Basis - Upper Middle School Improvements	118
F-2c Schedule of Project Revenues, Expenditures, Project Balance and Project Status - Budgetary Basis - Lower Middle School Improvements	119

TABLE OF CONTENTS (CONTINUED)

	Page
F. Capital Projects Fund (Continued)	
F-2d Schedule of Project Revenues, Expenditures, Project Balance and Project Status - Budgetary Basis - Orchard Hill School Improvements I	120
F-2e Schedule of Project Revenues, Expenditures, Project Balance and Project Status - Budgetary Basis - Orchard Hill School Improvements II	121
F-2f Schedule of Project Revenues, Expenditures, Project Balance and Project Status - Budgetary Basis - Village School Improvements	122
F-2g Schedule of Project Revenues, Expenditures, Project Balance and Project Status – Budgetary Basis – Alyssa’s Law-Security Grant	123
G. Proprietary Funds	124
Enterprise Fund:	
G-1 Statement of Net Position	125
G-2 Statement of Revenues, Expenses and Changes in Fund Net Position	126
G-3 Statement of Cash Flows	127
H. Fiduciary Fund	N/A
H-1 Combining Statements of Fiduciary Net Position	N/A
H-2 Combining Statement of Changes in Fiduciary Net Position	N/A
H-3 Schedule of Receipts and Disbursements - Student Activity Agency Fund	N/A
H-4 Schedule of Receipts and Disbursements - Payroll Agency Funds	N/A
H-5 Schedule of Receipt and Disbursements - Other Agency Funds	N/A
I. Long-Term Debt	128
I-1 Schedule of Serial Bonds	129
I-2 Schedule of Obligations Under Installment Purchase Contracts	130
I-3 Budgetary Comparison Schedule - Debt Service Fund	131

STATISTICAL SECTION - UNAUDITED

Financial Trends

J-1 Net Position by Component	132
J-2 Changes in Net Position	133-134
J-3 Fund Balances - Governmental Funds	135
J-4 Changes in Fund Balances - Governmental Funds	136
J-5 General Fund Other Local Revenue by Source	137


Revenue Capacity

J-6 Assessed Value and Actual Value of Taxable Property – Montgomery and Rocky Hill	138-139
J-7 Direct and Overlapping Property Tax Rates – Montgomery and Rocky Hill	140-141
J-8 Principal Property Taxpayers – Montgomery and Rocky Hill Current Year and Nine Years Ago	142-143
J-9 Property Tax Levies and Collections	144

TABLE OF CONTENTS (CONTINUED)

	Page
Debt Capacity	
J-10 Ratios of Outstanding Debt by Type	145
J-11 Ratios of Net Bonded Debt Outstanding	146
J-12 Direct and Overlapping Governmental Activities Debt	147
J-13 Legal Debt Margin Information	148
Demographic and Economic Information	
J-14 Demographic and Economic Statistics	149
J-15 Principal Employers - Current Year and Nine Years Ago – Montgomery and Rocky Hill	150-151
Operating Information	
J-16 Full-Time Equivalent District Employees by Function/Program	152
J-17 Operating Statistics	153
J-18 School Building Information - Last Ten Fiscal Years	154
J-19 Schedule of Required Maintenance for School Facilities - Last Ten Fiscal Years	155
J-20 Insurance Schedule	156
SINGLE AUDIT SECTION	
K-1 Independent Auditor's Report on Internal Control Over Financial Reporting and on Compliance and Other Matters Based on an Audit of Basic Financial Statements Performed in Accordance with Government Auditing Standards	157-158
K-2 Independent Auditor's Report on Compliance for each Major Federal and State Financial Assistance Program and Internal Control Over Compliance Required by the Uniform Guidance and New Jersey OMB Circular 15-08	159-161
K-3 Schedule of Expenditures of Federal Awards, Schedule A	162
K-4 Schedule of Expenditures of State Financial Assistance, Schedule B	163
K-5 Notes to the Schedules of Federal Awards and State Financial Assistance	164-165
K-6 Schedule of Findings and Questioned Costs	166-168
K-7 Schedule of Prior Audit Findings	169

INTRODUCTORY SECTION



MONTGOMERY TOWNSHIP SCHOOLS

1014 ROUTE 601 • SKILLMAN, NJ • 08558-2112 • PHONE (609) 466-7600 • FAX: (609) 466-0944

November 19, 2024

Patrick Todd, President and
Members of the Board of Education
Township of Montgomery School District
Somerset County, New Jersey

Dear Board Members:

The Annual Comprehensive Financial Report (ACFR) of the Township of Montgomery School District for the fiscal year ended June 30, 2024 is hereby submitted. This ACFR includes the District's Basic Financial Statements prepared in accordance with U.S. generally accepted accounting principles for governmental entities as established by the Governmental Accounting Standards Board. Responsibility for both the accuracy of the data and completeness and fairness of the presentation, including all disclosures, rests with the management of the Township of Montgomery School District. To the best of our knowledge and belief, the data presented in this report is accurate in all material respects and is reported in a manner designed to present fairly the financial position and results of operations of the various funds of the District. All disclosures necessary to enable the reader to gain an understanding of the District's financial activities have been included.

The Annual Comprehensive Financial Report is presented in four sections as follows:

- The Introductory Section includes this transmittal letter, the District's organizational chart and a list of principal officials.

- The Financial Section begins with the Independent Auditors' Report and includes the Management's Discussion and Analysis, the Basic Financial Statements and Notes providing an overview of the School District's financial position and operating results, and other schedules providing detailed budgetary information.

- The Statistical Section includes selected financial and demographic information, generally presented on a multi-year basis.

- The Single Audit Section - The District is required to undergo an annual single audit in conformity with the provisions of the Single Audit Act Amendments of 1996, P.L. 104 - 156 and the Uniform Guidance and the New Jersey OMB's Circular 15-08, "Single Audit Policy for Recipients of Federal Grants, State Grants, and State Aid Payments." Information related to this single audit, including the auditor's report on the internal control structure and compliance with applicable laws and regulations and findings and recommendations, are included in the single audit section of this report.

1. REPORTING ENTITY AND ITS SERVICES: The Township of Montgomery School District is an independent reporting entity within the criteria adopted by the GASB as established by NCGA Statement No.3. All funds of the District are included in this report. The Township of Montgomery School District and all its schools constitute the District's reporting entity.

The District provides a full range of educational services appropriate to grade levels preschool through 12. These include regular as well as special education for students with disabilities. Those students who have a desire for vocational training attend the Somerset County Vocational School. The District enrollment for the 2023-24 fiscal year as reported on the ASSA report in October 2023 was 4,477 students, which is 102 students below the previous year's enrollment. The following chart details the changes in the student enrollment of the District since the 2014 - 2015 school year.

Enrollment Comparison

<u>Fiscal Year</u>	<u>Student Enrollment</u>	<u>Percent Change</u>
2023/24	4,477	-2.2%
2022/23	4,579	0.01%
2021/22	4,533	0.002%
2020/21	4,526	-3.1%
2019/20	4,672	-0.17%
2018/19	4,680	-0.9%
2017/18	4,720	-1.0%
2016/17	4,767	0.0%
2015/16	4,763	0.5%
2014/15	4,737	-1.0%

Montgomery Township School District's programs are designed to meet the academic and curricular needs of all students preschool-12. Academic programs address specific content areas, gifted and talented enrichment, college preparatory, advanced placement, career readiness, academic support and special education. Middle and high school programs include a wide selection of elective courses in science, communications, social studies, world languages, music, art, computer sciences, media, home economics, and industrial technologies. To accommodate these offerings, the district maintains modern, well-equipped buildings that are developmentally appropriate. The district configuration by school is K-2, 3-4, 5-6, 7-8 and 9-12.

The district places great value on professional growth opportunities for its administrative and teaching staff. During the 2023-24 school year the district spent nearly \$83,260 on professional learning in all areas of the curriculum. The district also reimbursed teaching staff \$129,744 to assist with the cost of college tuition for graduate coursework in order to keep teachers current in the latest best practice in education.

2. ECONOMIC CONDITION AND OUTLOOK: The Montgomery Township School District provides educational services to resident students in Montgomery Township and the Borough of Rocky Hill and includes a very diverse tax base. The District is approximately 52 miles southwest of New York City and 51 miles northeast of Philadelphia. US Route 206 and County Route 518 link the township to large regional employment centers via interstate highways 95 and 295.

3. MAJOR INITIATIVES:

Technology:

The district continues work on supporting a robust wireless infrastructure as well as a continued commitment to providing incoming 5th graders with new Chromebooks as they enter the district 1:1 initiative. Staff 1:1 devices were refreshed district wide. Classroom presentation computers were refreshed GR 5-12 to support Windows 11. PK-4 buildings will be refreshed next year. A significant portion of the next year's technology budget will be used to provide adequate faculty classroom and office devices, to sustain the subscriptions to digital tools and resources for instructional use, and to maintain our current infrastructure. Classroom interactive projectors are continuing to be refreshed, phasing out the oldest end-of-life models first. Two more years remain on the refresh.

Curriculum and Instruction:

During the 2024-25 school year, the district has a strong emphasis on supporting the LEA NJSLs 2023. Curriculum in grades K-12 were all updated to reflect the new standards. This includes the implementation of new literacy resources through grade 4 as well as new novels and other reading resources in grades 5-12. Additionally, professional development time will be committed to the success of this implementation.

Additionally, new curricular resources for middle school science have been purchased to align with the NGSS and with phenomena-based science instruction. Science kits and additional classroom resources for Earth, Life and Physical Science are all being implemented. Teachers will participate in ongoing professional learning as they complete the first year with these new resources.

Continued emphasis on data-driven instruction is continuing. Assessment software and intervention software is utilized for Math and ELA. We have also added a universal screener for detecting dyslexia risk and other early reading delays in grades K & 1. Aligned with these purchases, time and resources have been allocated to provide professional development to all of our staff.

All of our district curriculum documents have been updated to align with the new standards and reflect any additional State legislation, including climate change.

4. INTERNAL ACCOUNTING CONTROLS: Management of the District is responsible for establishing and maintaining an internal control structure designed to ensure that the assets of the District are protected from loss, theft or misuse and to ensure that adequate accounting data are compiled to allow for the preparation of financial statements in conformity with generally accepted accounting principles (GAAP). The internal control structure is designed to provide reasonable, but not absolute, assurance that these objectives are met. The concept of reasonable assurance recognizes that: (1) there are limited resources and that the cost of a control should not exceed the benefits likely to be derived; and (2) the valuation of costs and benefits requires estimates and judgments by management.

As a recipient of federal and state financial assistance, the District also is responsible for ensuring that an adequate internal control structure is in place to ensure compliance with applicable laws and regulations related to those programs. This internal control structure is also subject to periodic evaluation by the District management. As part of the District's single audit described earlier, tests are made to determine the adequacy of the internal structure, including that portion related to federal and state financial assistance programs, as well as to determine that the District has complied with applicable laws and regulations.

5. BUDGETARY CONTROLS: In addition to internal accounting controls, the District maintains budgetary controls. The objective of these budgetary controls is to ensure compliance with legal provisions embodied in the annual appropriated budget approved by the voters of the municipality. Annual appropriated budgets are adopted for the general fund, the special revenue fund and the debt service fund. Amendments to the line items within these funds are approved by the Superintendent and subsequently ratified by the Board of Education, in accordance with state statute and Board Policy.

An encumbrance accounting system is used to record outstanding purchase commitments on a line item basis. Open encumbrances at year-end are either canceled or are included as reappropriations of fund balance in the subsequent year. Those amounts to be reappropriated are reported as reservations of fund balance at June 30, 2024.

6. ACCOUNTING SYSTEM AND REPORTS: The District's accounting records reflect generally accepted accounting principles, as promulgated by the Governmental Accounting Standards Board (GASB). The accounting system of the District is organized on the basis of funds which are explained in "Notes to the Financial Statements," Note 1.


7. DEBT ADMINISTRATION: Starting with the 2001-2002 Budget the community felt the impact of the debt associated with the high school project. In 2009 and 2016, the school district introduced bond referendums for various improvements to the district schools which added to the school district debt. The school district could no longer afford to pay for these major maintenance issues through the annual budget process and decided to capitalize these major infrastructure improvements through the sale of bonds which would be paid for over the life of the enhancement of the asset. The district was also able to take advantage of state funds to reduce the impact on total debt. The school district is well within its borrowing capacity with this increased debt since the available borrowing margin is \$194,531,330.

8. CASH MANAGEMENT: The investment policy of the District is guided in large part by state statute as detailed in "Notes to the Financial Statements," Note 2. The District's cash management plan allows it to deposit public funds in public depositories protected from loss under the provisions of the Governmental Unit Deposit Protection Act (GUDPA). GUDPA was enacted in 1970 and updated in 2009 to protect Governmental Units from a loss of funds on deposit with a failed banking institution in New Jersey. The law requires governmental units to deposit public funds only in public depositories located in New Jersey where the funds are secured in accordance with the Act.

9. RISK MANAGEMENT: The Board of Education carries various forms of insurance, including but not limited to general liability, automobile liability and comprehensive/collision, hazard and theft insurance on property damage and contents and fidelity bonds.

10. OTHER INFORMATION: **Independent Audit** - State statutes require an annual audit by independent certified public accountants or registered municipal accountants. The accounting firm of Suplee Clooney & Company LLC was selected by the Board of Education. In addition to meeting the requirements set forth in state statutes, the audit also was designed to meet the requirements of the Single Audit Act Amendments of 1996 and the related Uniform Guidance and state Treasury Circular 15-08 OMB. The auditor's report on the basic financial statements and combining individual fund statements and schedules is included in the financial section of this report. The auditor's reports related specifically to the single audit are included in the single audit section of this report.

Respectfully submitted,



Mary E. McLoughlin
Superintendent of Schools

**MONTGOMERY TOWNSHIP BOARD OF EDUCATION
SKILLMAN, NEW JERSEY**

**ROSTER OF OFFICIALS
JUNE 30, 2024**

<u>Members of the Board of Education</u>	<u>Term Expires</u>
Mr. Patrick Todd, President	2024
Ms. Maria Spina, First Vice President	2024
Mr. Martin R. Carlson	2024
Ms. Michelle Dowling	2025
Ms. Joanna Filak	2025
Ms. Victoria (Cookie) Franco-Herman	2026
Ms. Christina Harris	2026
Ms. Vanita Nargund	2024
Ms. Ania Wolecka-Jernigan	2025

Other Officials

Mary E. McLoughlin, Superintendent
Jack Trent, Business Administrator/Board Secretary
Robert Skibinski, Reconciler of School Monies
Stephen Fogarty, Esq., Solicitor

**MONTGOMERY TOWNSHIP BOARD OF EDUCATION
SKILLMAN, NEW JERSEY**

CONSULTANTS AND ADVISORS

Architect

Parette Somjen Architects
439 Route 46
Rockaway, NJ 07866

Audit Firm

Suplee, Clooney & Company
308 East Broad Street
Westfield, NJ 07090-2122

Attorney

Fogarty & Hara
16-00 Route 208 South
Fair Lawn, New Jersey 07410

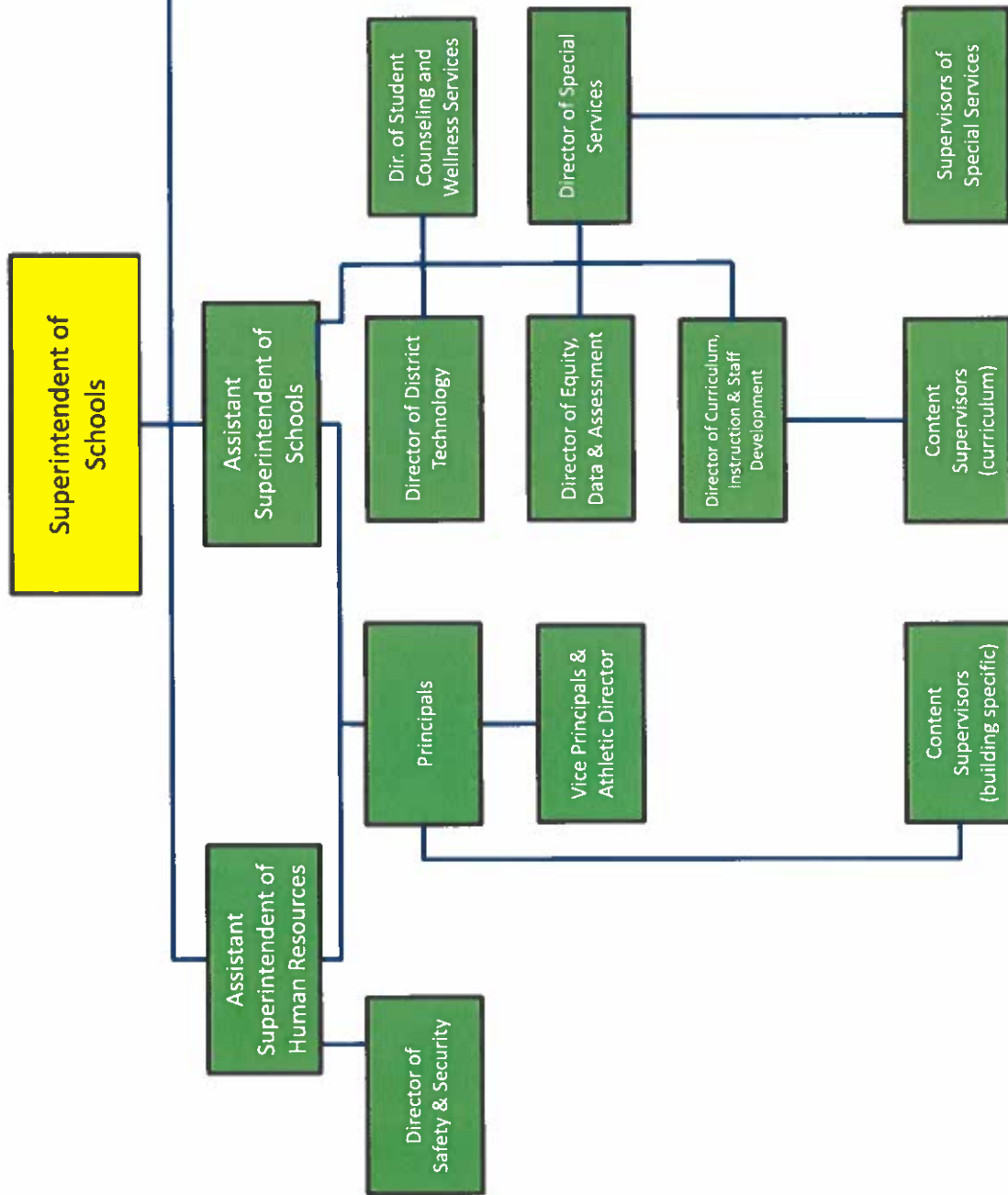
Bond Counsel

McManimon & Scotland
One Gateway Center
Newark, N.J. 07102-5311

Official Depositories

TD Bank
Santander Bank

MTSD Administrators



FINANCIAL SECTION



SUPLEE, CLOONEY & COMPANY LLC

CERTIFIED PUBLIC ACCOUNTANTS

308 East Broad Street, Westfield, New Jersey 07090-2122

Telephone 908-789-9300

Fax 908-789-8535

E-mail info@scnco.com

INDEPENDENT AUDITOR'S REPORT

Honorable President and Members
of the Board of Education
Township of Montgomery School District
County of Somerset
Skillman, New Jersey 08558

Report on the Audit of the Financial Statements

Opinions

We have audited the accompanying financial statements of the governmental activities, the business-type activities and each major fund of the Township of Montgomery School District, County of Somerset, New Jersey (the "District") as of and for the year ended June 30, 2024, and the related notes to the financial statements, which collectively comprise the District's basic financial statements as listed in the table of contents.

In our opinion, the financial statements referred to above present fairly, in all material respects, the respective financial position of the governmental activities, the business-type activities and each major fund of the District as of June 30, 2024, and the respective changes in financial position, and, where applicable, cash flows thereof for the year then ended in accordance with accounting principles generally accepted in the United States of America.

Basis for Opinions

We conducted our audit in accordance with auditing standards generally accepted in the United States of America, audit requirements prescribed by the Division of Finance, Department of Education, State of New Jersey, the audit requirements of Title 2 U.S. Code of Federal Regulations Part 200, Uniform Administrative Requirements, Cost Principles, and Audit Requirements for Federal Awards (the "Uniform Guidance") the audit requirements of State of New Jersey OMB Circular 15-08 "Single Audit Policy for Recipients of Federal Grants, State Grants and State Aid" and the standards applicable to financial audits contained in Government Auditing Standards, issued by the Comptroller General of the United States. Our responsibilities under those standards and provisions are further described in the Auditor's Responsibilities for the Audit of the Financial Statements section of our report. We are required to be independent of the District and to meet our other ethical responsibilities, in accordance with the relevant ethical requirements relating to our audit. We believe that the audit evidence we have obtained is sufficient and appropriate to provide a basis for our audit opinions.

Responsibilities of Management for the Financial Statements

Management is responsible for the preparation and fair presentation of the financial statements in accordance with accounting principles generally accepted in the United States of America, and for the design, implementation, and maintenance of internal control relevant to the preparation and fair presentation of financial statements that are free from material misstatement, whether due to fraud or error.

In preparing the financial statements, management is required to evaluate whether there are conditions or events, considered in the aggregate, that raise substantial doubt about the District's ability to continue as a going concern for twelve months beyond the financial statement date, including any currently known information that may raise substantial doubt shortly thereafter.

Auditor's Responsibilities for the Audit of the Financial Statements

Our objectives are to obtain reasonable assurance about whether the financial statements as a whole are free from material misstatement, whether due to fraud or error, and to issue an auditor's report that includes our opinions. Reasonable assurance is a high level of assurance but is not absolute assurance and therefore is not a guarantee that an audit conducted in accordance with generally accepted auditing standards, the Uniform Guidance, the State of New Jersey OMB Circular 15-08 and *Government Auditing Standards* will always detect a material misstatement when it exists. The risk of not detecting a material misstatement resulting from fraud is higher than for one resulting from error, as fraud may involve collusion, forgery, intentional omissions, misrepresentations, or the override of internal control. Misstatements are considered material if there is a substantial likelihood that, individually or in the aggregate, they would influence the judgment made by a reasonable user based on the financial statements.

In performing an audit in accordance with generally accepted auditing standards the Uniform Guidance, the State of New Jersey OMB Circular 15-08 and *Government Auditing Standards*, we:

- Exercise professional judgment and maintain professional skepticism throughout the audit.
- Identify and assess the risks of material misstatement of the financial statements, whether due to fraud or error, and design and perform audit procedures responsive to those risks. Such procedures include examining, on a test basis, evidence regarding the amounts and disclosures in the financial statements.
- Obtain an understanding of internal control relevant to the audit in order to design audit procedures that are appropriate in the circumstances, but not for the purpose of expressing an opinion on the effectiveness of the District's internal control. Accordingly, no such opinion is expressed.
- Evaluate the appropriateness of accounting policies used and the reasonableness of significant accounting estimates made by management, as well as evaluate the overall presentation of the financial statements.
- Conclude whether, in our judgment, there are conditions or events, considered in the aggregate, that raise substantial doubt about the District's ability to continue as a going concern for a reasonable period of time.

We are required to communicate with those charged with governance regarding, among other matters, the planned scope and timing of the audit, significant audit findings, and certain internal control-related matters that we identified during the audit.

Required Supplementary Information

Accounting principles generally accepted in the United States of America require that the Management's Discussion and Analysis, budgetary comparison information in Exhibit C-1 through C-3, the schedules related to accounting and reporting for pensions in Exhibit L-1 through L-4 and the schedules related to accounting and reporting for postretirement benefits other than pensions (OPEB) in Exhibits M-1 and M-2 are presented to supplement the basic financial statements. Such information is the responsibility of management and, although not a part of the basic financial statements, is required by the Governmental Accounting Standards Board who considers it to be an essential part of financial reporting for placing the basic financial statements in an appropriate operational, economic, or historical context. We have applied certain limited procedures to the required supplementary information in accordance with auditing standards generally accepted in the United States of America, which consisted of inquiries of management about the methods of preparing the information and comparing the information for consistency with management's responses to our inquiries, the basic financial statements, and other knowledge we obtained during our audit of the basic financial statements. We do not express an opinion or provide any assurance on the information because the limited procedures do not provide us with sufficient evidence to express an opinion or provide any assurance.

Supplementary Information

Our audit was conducted for the purpose of forming opinions on the financial statements that collectively comprise the District's basic financial statements. The accompanying supplementary information schedules and data such as the combining statements and individual fund financial statements, and the Schedules of Expenditures of Federal Awards and State Financial Assistance, as listed in the table of contents, as required by the Uniform Guidance, New Jersey's OMB Circular 15-08, "Single Audit Policy for Recipients of Federal Grants, State Grants and State Aid," and the State of New Jersey, Department of Education, Division of Finance, are presented for purposes of additional analysis and are not a required part of the basic financial statements. Such information is the responsibility of management and was derived from and relates directly to the underlying accounting and other records used to prepare the basic financial statements. The information has been subjected to the auditing procedures applied in the audit of the basic financial statements and certain additional procedures, including comparing and reconciling such information directly to the underlying accounting and other records used to prepare the basic financial statements or to the basic financial statements themselves, and other additional procedures in accordance with auditing standards generally accepted in the United States of America. In our opinion, the combining and individual fund financial statements and the schedule of expenditures of federal awards and state financial assistance are fairly stated, in all material respects, in relation to the basic financial statements as a whole.

Other Information

Management is responsible for the other information included in the annual report. The other information comprises the introductory and statistical sections but does not include the basic financial statements and our auditor's report thereon. Our opinions on the basic financial statements do not cover the other information, and we do not express an opinion or any form of assurance thereon.

SUPLEE, CLOONEY & COMPANY LLC

In connection with our audit of the basic financial statements, our responsibility is to read the other information and consider whether a material inconsistency exists between the other information and the basic financial statements, or the other information otherwise appears to be materially misstated. If, based on the work performed, we conclude that an uncorrected material misstatement of the other information exists, we are required to describe it in our report.

Other Reporting Required by Government Auditing Standards

In accordance with Government Auditing Standards, we have also issued our report dated November 19, 2024 on our consideration of the District's internal control over financial reporting and on our tests of its compliance with certain provisions of laws, regulations, contracts, and grant agreements and other matters. The purpose of that report is to describe the scope of our testing of internal control over financial reporting and compliance and the results of that testing, and not to provide an opinion on effectiveness of the District's internal control over financial reporting or on compliance. That report is an integral part of an audit performed in accordance with Government Auditing Standards in considering the District's internal control over financial reporting and compliance.



CERTIFIED PUBLIC ACCOUNTANTS



PUBLIC SCHOOL ACCOUNTANT NO. 948

November 19, 2024

REQUIRED SUPPLEMENTARY INFORMATION – Part I

**MANAGEMENT'S DISCUSSION AND ANALYSIS
(UNAUDITED)**

**TOWNSHIP OF MONTGOMERY SCHOOL DISTRICT
SKILLMAN, NEW JERSEY**

**MANAGEMENT'S DISCUSSION AND ANALYSIS
FOR THE YEAR ENDED JUNE 30, 2024
UNAUDITED**

The Management's Discussion and Analysis of the Township of Montgomery School District (the "District") offers readers of the District's financial statements a narrative overview of the financial activities for the fiscal year ended June 30, 2024. The intent of this discussion is to look at the District's financial performance as a whole; therefore, readers should also review the transmittal letter at the front of this report, along with the District's financial statements and notes to the financial statements to enhance their understanding of the District's financial performance.

Management's Discussion and Analysis (MD&A) is an element of Required Supplementary Information specified in the Governmental Accounting Standards Board's (GASB) Statement No. 34 – Basic Financial Statements-Management's Discussion and Analysis-for the State and Local Governments issued in June 1999. Certain comparative information between the current fiscal year (2023-2024) and the prior fiscal year (2022-2023) is required to be presented in the MD&A.

Financial Highlights

Key financial highlights for 2023-24 are as follows:

- At the district-wide financial statements, revenue from governmental activities accounted for \$125,145,120 or 98 percent of total school district revenue. The other 2 percent of revenue was generated by the business type activities.
- The district financial performance for the year was strong by generating over \$1.2 million dollars in excess revenue and accumulating over \$4 million in unexpended balances from budget appropriations. The financial condition is stable and manageable for the next few years as forecasted in the district's long-range financial plan.
- Not including the pension liability, the Board of Education decreased its outstanding debt by \$6,793,623, most of which was due to a decrease in bonds payable. The District's total debt decreased by 6,585,492.

Overview of the Financial Statements

This Annual Comprehensive Financial Report ("ACFR") consists of three parts: Management's Discussion and Analysis (this section), The Basic Financial Statements, and Required Supplementary Information. The Basic Financial Statements include two kinds of statements that present different views of the District, District-wide Financial Statements and Fund Financial Statements.

- District-Wide Financial Statements provide both short-term and long-term information about the District's overall financial status.

**TOWNSHIP OF MONTGOMERY SCHOOL DISTRICT
SKILLMAN, NEW JERSEY**

**MANAGEMENT'S DISCUSSION AND ANALYSIS
FOR THE YEAR ENDED JUNE 30, 2024
UNAUDITED**

- Fund Financial Statements report the District's operations in more detail than the District-wide statements on individual parts of the District, the Governmental Funds and Proprietary Funds.
- Governmental Funds Statements tell how basic services such as regular and special education were financed in the short-term as well as what remains for future spending.
- Proprietary Funds Statements offer short and long-term financial information about the activities the District operates like a business, which include food services and summer enrichment programs.

The notes to financial statements are also included, which are an integral part of the financial statements. The information in the notes provides detailed data on the District's financial operations.

Required supplementary information further explains and supports the financial statements with a comparison of the District's budget for the year. Exhibit A-1 reflects how the various parts of this annual report are arranged and related to one another.

District-Wide Financial Statements

The District-Wide Financial Statements report information about the District as a whole using accounting methods similar to those used by private-sector companies. The statement of net assets includes all of the District's assets and liabilities. All current year's revenue and expenses are accounted for in the statement of activities regardless of when cash is received or disbursed.

The District-Wide Financial Statements report the District's net position and how they have changed. Net position, the difference between the District's assets and liabilities, is one way to measure the District's financial health or position. Over time, increases or decreases in the District's net position are an indicator of whether its financial position has improved or diminished. The causes of this change may be a result of many factors, some financial and some not. Non-financial factors include the District's property tax base, current laws in New Jersey restricting revenue growth, facility condition, required educational programs and other factors.

In the District-Wide Financial Statements, the District's activities are divided into two categories, governmental and business-type activities.

- Governmental activities - All of the District's programs and services are reported here including, but not limited to regular and special education instruction, support services, operation and maintenance of plant facilities, pupil transportation and extracurricular activities. Property taxes and state formula aid finance most of these activities.

**TOWNSHIP OF MONTGOMERY SCHOOL DISTRICT
SKILLMAN, NEW JERSEY**

**MANAGEMENT'S DISCUSSION AND ANALYSIS
FOR THE YEAR ENDED JUNE 30, 2024
UNAUDITED**

- **Business-Type activities** - These services are provided on a charge for goods or services basis to recover all the expenses of the goods or services provided. District charges fees to help it cover the costs of certain services it provided. The food service and summer enrichment activities are reported as business activities.

Fund Financial Statements

The fund financial statements provide more detailed information about the District's funds, focusing on major funds. Funds are accounting devices the District uses to keep track of specific sources of funding and spending on particular programs. Some funds are required by state law and by bond covenants. The District establishes other funds to control and manage money for particular purposes (i.e., long-term debt) or to show that it is properly using certain restricted revenues (i.e., entitlement grants).

The District maintains two financial funds:

- **Governmental Funds:** The District's activities reported in governmental funds focus on how money flows into and out of those funds and the balances left at year-end available for spending in the future years. These funds are reported using an accounting method called modified accrual accounting that measures cash and all other financial assets that can readily be converted to cash. The governmental fund statements provide a detailed short-term view of the District's general government operations and the basic services it provides. Governmental fund information helps you determine whether there are more or fewer financial resources that can be spent in the near future to finance educational programs. The relationship (or differences) between governmental activities (reported in the district-wide Statement of Net Position and Statement of Activities) and governmental funds statements is reconciled in the financial statements.
- **Proprietary Funds:** Services for which the District charges a fee are generally reported in proprietary funds. Proprietary funds are reported in the same way as the District-wide financial statements. The District's enterprise funds (one type of proprietary fund) are the same as its business-type activities but provide more detail and additional information, such as cash flow.

**TOWNSHIP OF MONTGOMERY SCHOOL DISTRICT
SKILLMAN, NEW JERSEY**

**MANAGEMENT'S DISCUSSION AND ANALYSIS
FOR THE YEAR ENDED JUNE 30, 2024
UNAUDITED**

Financial Analysis of the District as a Whole

The District's combined net position has increased from the 2022-2023 fiscal year. The net position from governmental activities increased \$3,301,281.24. Net position from business-type activities decreased (\$148,164.84). Table 1 below reflects the District's net position as a whole.

**Table 1
Condensed Statement of Net Position**

	Governmental Activities		Business-Type Activities		Total School District		Total Percentage
	FY 2024	FY 2023	FY 2024	FY 2023	FY 2024	FY 2023	Change
Current and							
Other Assets	\$29,212,590.16	\$31,098,858.11	\$1,182,766.96	\$1,336,025.52	\$30,395,357.12	\$32,434,883.63	(6.29%)
Capital Assets	84,996,703.48	89,388,622.26	241,588.21	294,638.36	85,238,291.69	89,683,260.62	(4.96%)
Total Assets	<u>114,209,293.64</u>	<u>120,487,480.37</u>	<u>1,424,355.17</u>	<u>1,630,663.88</u>	<u>115,633,648.81</u>	<u>122,118,144.25</u>	<u>(5.31%)</u>
Deferred Outflows							
Related to Loss From							
Refunding Debt	416,604.81	498,870.86			416,604.81	498,870.86	(16.49%)
Related to Pensions	3,748,788.08	3,725,711.00			3,748,788.08	3,725,711.00	0.62%
Total Deferred Outflows	<u>4,165,392.89</u>	<u>4,224,581.86</u>			<u>4,165,392.89</u>	<u>4,224,581.86</u>	<u>(1.40%)</u>
Long-Term							
Liabilities	49,390,224.74	55,600,684.46			49,390,224.74	55,600,684.46	(11.17%)
Short-Term							
Liabilities	9,522,167.71	10,130,227.56	296,616.22	354,760.09	9,818,783.93	10,484,987.65	(6.35%)
Total Liabilities	<u>58,912,392.45</u>	<u>65,730,912.02</u>	<u>296,616.22</u>	<u>421,987.96</u>	<u>59,209,008.67</u>	<u>66,085,672.11</u>	<u>(10.41%)</u>
Deferred Inflows							
Related to Pensions	<u>1,506,311.00</u>	<u>8,480,975.00</u>			<u>1,506,311.00</u>	<u>8,480,975.00</u>	<u>(82.24%)</u>
Net Position:							
Net investment							
in Capital							
Assets	49,814,538.42	47,326,210.33	241,588.21	294,638.36	50,056,126.63	47,620,848.69	5.11%
Restricted	23,439,364.44	23,718,700.40			23,439,364.44	23,718,700.40	(1.18%)
Unrestricted (Deficit)	<u>(18,204,338.22)</u>	<u>(19,296,627.33)</u>	<u>886,150.74</u>	<u>981,265.43</u>	<u>(17,318,187.48)</u>	<u>(18,315,361.90)</u>	<u>(5.44%)</u>
Total Net							
Position	<u>\$55,049,564.64</u>	<u>\$51,748,283.40</u>	<u>\$1,127,738.95</u>	<u>\$1,275,903.79</u>	<u>\$56,177,303.59</u>	<u>\$53,024,187.19</u>	<u>5.95%</u>

**TOWNSHIP OF MONTGOMERY SCHOOL DISTRICT
SKILLMAN, NEW JERSEY**

**MANAGEMENT'S DISCUSSION AND ANALYSIS
FOR THE YEAR ENDED JUNE 30, 2024
UNAUDITED**

**Table 2
Changes in Net Position from Operating Results**

	Governmental Activities		Business-Type Activities		Total School District	
	<u>FY 2024</u>	<u>FY 2023</u>	<u>FY 2024</u>	<u>FY 2023</u>	<u>FY 2024</u>	<u>FY 2023</u>
Revenue:						
Program Revenue:						
Charges for Services	\$1,154,090.18	\$1,041,443.14	\$1,947,569.39	\$1,851,627.88	\$3,101,659.57	\$2,893,071.02
Operating Grants and Contributions	20,935,313.20	\$20,941,129.00	470,848.78	612,667.11	21,406,161.98	21,553,796.11
General Revenue:						
Property Taxes	94,441,107.00	92,441,717.00			94,441,107.00	92,441,717.00
Federal and State Aid not restricted	7,043,485.76	7,495,432.63			7,043,485.76	7,495,432.63
Other	1,571,123.98	1,486,654.89	35,750.95	18,207.47	1,606,874.93	1,504,862.36
Total Revenue	<u>125,145,120.12</u>	<u>123,406,376.66</u>	<u>2,454,169.12</u>	<u>2,482,502.46</u>	<u>127,599,289.24</u>	<u>125,888,879.12</u>
Expenses:						
Instruction	72,465,770.04	71,246,081.51			72,465,770.04	71,246,081.51
Student & Instructional Support Services	20,763,147.03	18,798,405.11			20,763,147.03	18,798,405.11
Administrative and Business	10,490,850.70	9,844,385.95			10,490,850.70	9,844,385.95
Maintenance & Operations	9,464,230.54	8,093,661.65			9,464,230.54	8,093,661.65
Transportation	7,580,260.11	6,814,322.92			7,580,260.11	6,814,322.92
Other	1,079,580.46	1,311,607.84	2,602,333.96	2,488,989.12	3,681,914.42	3,800,596.96
Total Expenses	<u>121,843,838.88</u>	<u>116,108,464.98</u>	<u>2,602,333.96</u>	<u>2,488,989.12</u>	<u>124,446,172.84</u>	<u>118,597,454.10</u>
Increase/(Decrease) in Net Position	<u>\$3,301,281.24</u>	<u>\$7,297,911.68</u>	<u>(\$148,164.84)</u>	<u>(\$6,486.66)</u>	<u>\$3,153,116.40</u>	<u>\$7,291,425.02</u>

**TOWNSHIP OF MONTGOMERY SCHOOL DISTRICT
SKILLMAN, NEW JERSEY**

**MANAGEMENT'S DISCUSSION AND ANALYSIS
FOR THE YEAR ENDED JUNE 30, 2024
UNAUDITED**

Sources of Revenue for the Fiscal Year 2024

The District's total revenue for the 2023-2024 school year was \$127,599,289.24 as reflected in Table 3 below. Property taxes accounted for 74.01 percent of the total revenue with the other 25.99 percent consisting of state and federal aid, charges for services, and miscellaneous sources.

**Table 3
Sources of Revenue**

<u>Sources of Revenue</u>	<u>FY 2024</u>		<u>FY 2023</u>	
	<u>Amount</u>	<u>Percentage</u>	<u>Amount</u>	<u>Percentage</u>
Property Taxes	\$94,441,107.00	74.01%	\$92,441,717.00	73.43%
Operating State and Federal Aid	25,292,117.58	19.82%	26,356,955.68	20.94%
Federal and State Grants	3,157,530.16	2.47%	2,845,097.41	2.26%
Charges for Services	3,101,659.57	2.43%	2,893,071.02	2.30%
Other	1,606,874.93	1.25%	1,352,038.01	1.06%
	<u>\$127,599,289.24</u>	<u>100.00%</u>	<u>\$125,888,879.12</u>	<u>100.00%</u>

Expenses

The total expenses for the 2023-2024 fiscal year for all programs and services were \$124,446,172.84. Table 4 below summarizes these program costs. The District's expenses are predominantly related to instructing, providing services and transporting students, grades kindergarten through twelve, which accounts for 81.01 percent of the total District costs. Administrative and business expenses account for the costs of the Office of the Superintendent of Schools, the Business Office, and the Principal's Offices in all five school buildings. Maintenance and operations account for the costs of keeping the school buildings and grounds safe, clean and in good operating condition, and includes all the utility costs related to the school facilities. Other costs include interest on long-term debt, unallocated depreciation expense and the costs of the business-type activities of the proprietary funds. It is important to note that depreciation expense on capital assets is included in expenses for the year under the GASB entity-wide reporting model; expenses therefore include \$5,617,519.46 for depreciation. The increase in total expenses can be explained by the change in the post employment benefits expense based on the State's Actuarial report.

**TOWNSHIP OF MONTGOMERY SCHOOL DISTRICT
SKILLMAN, NEW JERSEY**

**MANAGEMENT'S DISCUSSION AND ANALYSIS
FOR THE YEAR ENDED JUNE 30, 2024
UNAUDITED**

**Table 4
Expenses**

<u>Expense Category</u>	<u>FY 2024</u>		<u>FY 2023</u>	
	<u>Amount</u>	<u>Percentage</u>	<u>Amount</u>	<u>Percentage</u>
Instruction	\$72,465,770.04	58.23%	\$71,246,081.51	60.07%
Student & Instruction Services	20,763,147.03	16.68%	18,798,405.11	15.85%
Administrative and Business	10,490,850.70	8.43%	9,844,385.95	8.30%
Maintenance & Operations	9,464,230.54	7.61%	8,093,661.65	6.82%
Transportation	7,580,260.11	6.09%	6,814,322.92	5.76%
Other	3,681,914.42	2.95%	3,800,596.96	3.19%
	<u>\$124,446,172.84</u>	<u>100.00%</u>	<u>\$118,597,454.10</u>	<u>100.00%</u>

Governmental Activities

Table 5 presents the net cost (total cost less fees generated by the activities and intergovernmental aid provided for specific programs) of six major District activities: instruction, student and instructional services, administration and business, maintenance and operations, transportation, and other. The net cost shows the financial burden placed on the District's taxpayers and the state by each of these functions.

**Table 5
Net Cost of Governmental Activities**

<u>Expense Category</u>	<u>FY 2024</u>		<u>FY 2023</u>	
	<u>Amount</u>	<u>Percentage</u>	<u>Amount</u>	<u>Percentage</u>
Instruction	\$59,882,723.61	60.03%	\$57,756,705.67	61.36%
Student & Instruction Services	15,414,577.90	15.45%	13,870,154.43	14.74%
Administrative and Business	9,455,091.87	9.48%	8,709,384.33	9.25%
Maintenance & Operations	9,464,230.54	9.49%	8,093,661.65	8.60%
Transportation	5,186,722.11	5.20%	5,114,827.92	5.43%
Other	351,089.46	0.35%	581,158.84	0.62%
	<u>\$99,754,435.50</u>	<u>100.00%</u>	<u>\$94,125,892.84</u>	<u>100.00%</u>

**TOWNSHIP OF MONTGOMERY SCHOOL DISTRICT
SKILLMAN, NEW JERSEY**

**MANAGEMENT'S DISCUSSION AND ANALYSIS
FOR THE YEAR ENDED JUNE 30, 2024
UNAUDITED**

Instruction expenses include activities directly dealing with the teaching of students and the interaction between teacher and student, including extracurricular activities.

Students and instruction related include the activities involved with assisting staff with the content and process of teaching to students, including curriculum and staff development.

General administration, school administration, and central services include expenses associated with administrative and financial management of the District.

Operation and maintenance of facilities involve keeping the school grounds, buildings and equipment in an effective operating condition.

"Other" includes unallocated depreciation.

General Fund Budgeting Highlights

The District's budget is prepared according to New Jersey Statutes and is based on accounting for certain transactions on a basis of modified accrual and encumbrance accounting.

Over the course of the year, the Board of Education approved revisions to the general fund budget as needed. These budget amendments were necessary for the following reasons:

- Changes in administrative structure and needs required additional funds being transferred into those areas.
- Realigned appropriations in accordance with the prescribed chart of accounts as needed.

Capital Assets

During the fiscal year 2023-2024, the District's depreciation expense and retired assets exceeded capital acquisitions, therefore total capital assets net of depreciation decreased. Table 6 reflects the comparative balances of capital assets net of depreciation. The detail of the changes in capital assets is reflected in Note 3 to the financial statements.

**TOWNSHIP OF MONTGOMERY SCHOOL DISTRICT
SKILLMAN, NEW JERSEY**

**MANAGEMENT'S DISCUSSION AND ANALYSIS
FOR THE YEAR ENDED JUNE 30, 2024
UNAUDITED**

**Table 6
Capital Assets (Net of Depreciation)**

	Governmental Activities		Business-Type Activities		Total School District		Total Percentage
	<u>FY 2024</u>	<u>FY 2023</u>	<u>FY 2024</u>	<u>FY 2023</u>	<u>FY 2024</u>	<u>FY 2023</u>	<u>Change</u>
Land	\$6,760,785.00	\$6,760,785.00			\$6,760,785.00	\$6,760,785.00	
Site							
Improvements	2,605,350.48	3,067,339.87			2,605,350.48	3,067,339.87	(15.06%)
Building and							
Building							
Improvements	71,921,675.71	75,755,767.54			71,921,675.71	75,755,767.54	(5.06%)
Machinery and							
Equipment	3,708,892.29	3,804,729.85	\$241,588.21	\$294,638.36	3,950,480.50	4,099,368.21	(3.63%)
Total Assets	<u>\$84,996,703.48</u>	<u>\$89,388,622.26</u>	<u>\$241,588.21</u>	<u>\$294,638.36</u>	<u>\$85,238,291.69</u>	<u>\$89,683,260.62</u>	<u>(4.96%)</u>

Debt and Long-term Liabilities Administration

At June 30, 2024, the District had \$56,229,230.89 of outstanding long-term debt, consisting of bonds payable, compensated absences, installment purchase contracts, unamortized premiums and net pension liability. The District will continue to pay down its debt, as the obligations are due. Table 7 reflects the comparison of outstanding debt for the past two fiscal years. More information of the District's long-term debt is presented in Note 4 to the financial statements.

**Table 7
Outstanding Long-term Debt**

	Total School Debt		Total
	<u>FY 2024</u>	<u>FY 2023</u>	<u>Percentage Change</u>
Installment Purchase Contracts Payable	\$332,422.22	\$1,130,577.26	(70.60%)
Compensated Absences Payable	918,416.02	907,271.55	1.23%
Bonds Payable	33,312,000.00	38,987,000.00	(14.56%)
Original Issue Premium	1,954,347.65	2,443,705.53	(20.03%)
Net Pension Liability Payable	19,712,045.00	19,346,169.00	1.89%
	<u>\$56,229,230.89</u>	<u>\$62,814,723.34</u>	<u>(10.48%)</u>

**TOWNSHIP OF MONTGOMERY SCHOOL DISTRICT
SKILLMAN, NEW JERSEY**

**MANAGEMENT'S DISCUSSION AND ANALYSIS
FOR THE YEAR ENDED JUNE 30, 2024
UNAUDITED**

District Highlights

Key district highlights for 2023-2024 are as follows:

Monitoring: New Jersey Quality Single Accountability Continuum (QSAC) is the Department of Education's monitoring and evaluation system. Its primary purpose is to measure and improve school district performance in meeting State standards in the areas of Governance, Curriculum, Personnel, Finance, and Facilities. Montgomery Township School District was monitored by the State Department of Education during the 2022-2023 school year which included site visits, extensive interviews, and review of all district, state and federal reporting. At the conclusion of the process, the district was notified that it scored successfully in each of the five weighted areas of the QSAC review process and was designated as "high performing."

Facilities: During the 2023-2024 fiscal year, all major systems and equipment were inspected and serviced, as needed. Comprehensive Maintenance Plan (CMP) activities were completed in accordance with this ongoing multi-year plan of the building's major subsystems. Capital projects were completed in accordance with the Long Range Facilities Plan (LRFP) which plans and budgets the major infrastructure repairs/enhancements to the district owned assets. Additionally, the District completed renovations on an existing building to accommodate preschool classrooms and the addition of full-day kindergarten.

Staff Development: Our faculty members are committed to the constant improvement of their instructional skill and the acquisition of new strategies that are supported by a professional development plan around increasing a *Universal Design for Learning* approach to classroom instruction and increased awareness of Cultural Literacy to increase equity in access for all learners. Teachers benefit from opportunities for graduate study at colleges and universities, professional development seminars, and in-district workshops to support their needs and desire to grow professionally. Each school year, all of our teachers participate in at least twenty (20) hours of professional development via in-district workshops, academic coursework, professional learning communities (PLCs), staff meetings that incorporate professional development, and workshop facilitation by turnkey trainers.

The District's Future

The Montgomery Township School District is in good financial condition after being affected by the COVID-19 pandemic in previous years. Revenues from building rentals has increased to a healthy level as our buildings have been operating under normal conditions. The District continues to support the health and safety of students and staff with purchases made through the ARP grant. The School District is proud of its community support of the public schools and continues to be committed to focus future energies on reducing costs and providing additional revenue sources that will help reduce reliance on the local property taxes, while still maintaining high quality programming.

In conclusion, the Montgomery Township School District has committed itself to financial excellence and fiscal constraint for many years. In addition, the School district's system for financial planning, budgeting and internal financial controls are well regarded. The School District plans to continue its sound fiscal management to meet the challenges of the future.

**TOWNSHIP OF MONTGOMERY SCHOOL DISTRICT
SKILLMAN, NEW JERSEY**

**MANAGEMENT'S DISCUSSION AND ANALYSIS
FOR THE YEAR ENDED JUNE 30, 2024
UNAUDITED**

Contacting the District's Financial Management

This financial report is designed to provide our citizens, taxpayers, investors and creditors with a general overview of the School District's finances and to show the School District's accountability for the money it receives. Questions regarding this report can be directed to Mr. Jack Trent, School Business Administrator/Board Secretary at the Montgomery Township School District, 1014 Route 601, Skillman, NJ 08558.

BASIC FINANCIAL STATEMENTS

The basic financial statements provide a financial overview of the District's operations. These financial statements present the financial position and operating results of all funds as of June 30, 2024.

DISTRICT-WIDE FINANCIAL STATEMENTS

The statement of net position and the statement of activities display information about the District. These statements include the financial activities of the overall district, except for fiduciary activities. Eliminations have been made to minimize the double counting of internal activities. These statements distinguish between the governmental and business-type activities of the District.

TOWNSHIP OF MONTGOMERY SCHOOL DISTRICT
STATEMENT OF NET POSITION
JUNE 30, 2024

	GOVERNMENTAL ACTIVITIES	BUSINESS-TYPE ACTIVITIES	TOTAL
ASSETS:			
Cash and cash equivalents	\$14,533,038.52	\$1,085,144.71	\$15,618,183.23
Receivables, net	3,673,710.34	51,953.12	3,725,663.46
Inventory		45,669.13	45,669.13
Restricted assets:			
Restricted cash and cash equivalents	11,005,841.30		11,005,841.30
Capital assets:			
Land	6,760,785.00		6,760,785.00
Other capital assets, net	78,235,918.48	241,588.21	78,477,506.69
Total assets	114,209,293.64	1,424,355.17	115,633,648.81
DEFERRED OUTFLOWS OF RESOURCES:			
Related to loss from debt refunding	416,604.81		416,604.81
Related to pensions	3,748,788.08		3,748,788.08
Total Deferred Outflows of Resources	4,165,392.89		4,165,392.89
LIABILITIES:			
Accounts payable	2,315,684.01		2,315,684.01
Payable to state government	20,975.28		20,975.28
Payroll deductions payable	2,781,806.79		2,781,806.79
Unemployment deductions payable	124,611.65		124,611.65
Unearned revenue	19,800.71	296,616.22	316,416.93
Interest payable	326,701.56		326,701.56
Noncurrent liabilities:			
Due within one year	6,839,006.15		6,839,006.15
Due beyond one year:			
Net Pension Liability	19,712,045.00		19,712,045.00
Compensated absences payable	918,416.02		918,416.02
Bonds and installment purchase contracts payable	28,759,763.72		28,759,763.72
Total liabilities	61,818,810.89	296,616.22	62,115,427.11
DEFERRED INFLOWS OF RESOURCES:			
Related to pensions	1,506,311.00		1,506,311.00
Total Deferred Inflows of Resources	1,506,311.00		1,506,311.00
NET POSITION:			
Net investment in capital assets	49,814,538.42	241,588.21	50,056,126.63
Restricted for:			
Capital projects fund	10,287,733.39		10,287,733.39
Special revenue fund	546,778.80		546,778.80
Other purposes	12,604,852.25		12,604,852.25
Unrestricted (deficit)	(18,204,338.22)	886,150.74	(17,318,187.48)
Total net position	\$55,049,564.64	\$1,127,738.95	\$56,177,303.59

The accompanying notes to the financial statements are an integral part of this statement.

TOWNSHIP OF MONTGOMERY SCHOOL DISTRICT
STATEMENT OF ACTIVITIES
JUNE 30, 2024

FUNCTIONS/PROGRAMS	EXPENSES	INDIRECT EXPENSES ALLOCATION	PROGRAM REVENUES		NET (EXPENSE) REVENUE AND CHANGES IN NET POSITION	
			CHARGES FOR SERVICES	OPERATING GRANTS AND CONTRIBUTIONS	GOVERNMENTAL ACTIVITIES	BUSINESS-TYPE ACTIVITIES
Governmental Activities:						
Instruction:						
Regular	\$30,438,580.97	\$18,213,222.15		\$8,258,688.76	(\$40,393,114.36)	(\$40,393,114.36)
Special education	11,918,200.39	5,358,278.53		3,354,341.50	(13,922,137.42)	(13,922,137.42)
Other	4,511,954.28	2,025,533.72		970,016.18	(5,567,471.83)	(5,567,471.83)
Support services:						
Student and instruction related services	14,834,056.31	5,929,090.72	\$1,154,090.18	4,194,478.95	(15,414,577.90)	(15,414,577.90)
General administrative services	1,847,148.95	517,620.01			(2,364,768.96)	(2,364,768.96)
School administrative services	3,883,295.95	2,583,527.01		1,035,758.82	(5,431,064.14)	(5,431,064.14)
Central services	1,137,775.30	170,303.82			(1,308,079.12)	(1,308,079.12)
Administration information technology	343,142.96	8,036.69			(351,179.65)	(351,179.65)
Plant operations and maintenance	8,552,212.21	912,018.33			(9,464,230.54)	(9,464,230.54)
Student transportation services	5,868,439.92	1,711,820.19			(5,186,722.11)	(5,186,722.11)
Unallocated benefits	31,997,460.89	(31,997,460.89)		2,393,538.00		
Unallocated Depreciation	5,564,469.31				(132,479.02)	(132,479.02)
Interest on long term debt	947,101.44	(5,431,990.29)		728,491.00	(218,610.44)	(218,610.44)
Total governmental activities	121,843,838.88		1,154,090.18	20,935,313.20	(99,754,435.50)	(99,754,435.50)
Business-type activities:						
Food service	2,321,620.33		1,651,612.39	470,848.78		(\$199,159.16)
Summer enrichment	280,713.63		295,957.00			15,243.37
Total business-type activities	2,602,333.96		1,947,569.39	470,848.78		(183,915.79)
Total primary government	\$124,446,172.84		\$3,101,659.57	\$21,406,161.98	(\$99,754,435.50)	(\$99,938,351.29)
General Revenues:						
Taxes:						
Property taxes - general					\$87,296,224.00	\$87,296,224.00
Property taxes - debt service					7,144,883.00	7,144,883.00
Federal and state aid not restricted					7,043,485.76	7,043,485.76
Miscellaneous income					1,571,123.98	1,506,874.93
Total general revenues					103,055,716.74	103,091,467.69
Change in net position					3,301,281.24	3,153,116.40
Net Position - beginning					51,748,283.40	53,024,187.19
Net Position ending					\$55,049,564.64	\$56,177,303.59

The accompanying notes to the financial statements are an integral part of this statement.

MAJOR FUND FINANCIAL STATEMENTS
--

The Individual fund financial statements and schedules present more detailed information for the individual fund in a format that segregates information by fund type.

TOWNSHIP OF MONTGOMERY SCHOOL DISTRICT
BALANCE SHEET
GOVERNMENTAL FUNDS
JUNE 30, 2024

	GENERAL FUND	SPECIAL REVENUE FUND	CAPITAL PROJECTS FUND	DEBT SERVICE FUND	TOTAL GOVERNMENTAL FUNDS
ASSETS:					
Assets:					
Cash and cash equivalents	\$14,199,619.49	\$546,778.80	\$197,435.89	\$135,983.14	\$15,079,817.32
Cash on hand with fiscal agents	433,276.00				433,276.00
Capital reserve account	6,970,798.50				6,970,798.50
Maintenance reserve account	2,780,000.00				2,780,000.00
Emergency reserve account	274,988.00				274,988.00
Accounts receivable:					
Federal	2,452.10	1,790,564.91			1,793,017.01
State	1,803,430.87		64,499.00		1,867,929.87
Other	11,912.00	851.46			12,763.46
Due from other funds	1,585,744.75	(1,585,744.75)	0.00		
Total assets	28,062,221.71	752,450.42	261,934.89	135,983.14	29,212,590.16
LIABILITIES AND FUND BALANCES:					
Liabilities:					
Accounts payable	283,846.30	176,555.63			460,401.93
Payroll deductions payable	2,781,806.79				2,781,806.79
Unemployment deductions payable	124,611.65				124,611.65
Intergovernmental payable:					
State		20,975.28			20,975.28
Unearned revenue	11,660.00	8,140.71			19,800.71
Total liabilities	3,201,924.74	205,671.62			3,407,596.36
Fund balances:					
Restricted for:					
Capital reserve account	10,025,798.50				10,025,798.50
Maintenance reserve account	3,482,270.71				3,482,270.71
Emergency reserve account	274,988.00				274,988.00
Excess surplus designated for subsequent years expenditures	3,800,000.00				3,800,000.00
Excess surplus - current year	3,462,813.00				3,462,813.00
State unemployment	768,667.43				768,667.43
Student activity funds		527,271.88			527,271.88
Scholarships		19,506.92			19,506.92
Capital projects fund			261,934.89		261,934.89
Debt service fund				135,983.14	135,983.14
Assigned for:					
Designated for subsequent years expenditures	413,849.00				413,849.00
Year-end encumbrances	402,264.11				402,264.11
Unassigned	2,229,646.22				2,229,646.22
Total fund balances	24,860,296.97	546,778.80	261,934.89	135,983.14	25,804,993.80
Total liabilities and fund balances	\$28,062,221.71	\$752,450.42	\$261,934.89	\$135,983.14	\$29,212,590.16

The accompanying notes to the financial statements are an integral part of this statement.

TOWNSHIP OF MONTGOMERY SCHOOL DISTRICT
BALANCE SHEET
GOVERNMENTAL FUNDS
JUNE 30, 2024

Total Fund Balances (Brought Forward)		\$25,804,993.80
Amounts Reported for Governmental Activities in the Statement of Net Position (A-1) are different because:		
Capital assets used in governmental activities are not financial resources and therefore are not reported in the funds.		
Cost of Assets	\$187,385,255.39	
Accumulated Depreciation	<u>(102,388,551.91)</u>	84,996,703.48
Long term liabilities, including bonds payable, and other related amounts that are not due and payable in the current period and therefore are not reported as liabilities in the funds.		
Net pension liability	(19,712,045.00)	
Compensated absences payable	(918,416.02)	
Installment purchase contracts payable	(332,422.22)	
Serial bonds payable	(\$33,312,000.00)	
Unamortized Deferred Amount on Refunding Bonds, net	<u>(1,537,742.84)</u>	
	<u>(34,849,742.84)</u>	(55,812,626.08)
Deferred Outflows and Inflows of resources are applicable to future periods and therefore are not reported in the funds.		
Pensions:		
Deferred Outflows		
Pension related		3,748,788.08
Deferred Inflows:		
Pension related		(1,506,311.00)
Certain liabilities are not due and payable in the current period and therefore, are not reported in the governmental funds.		
Accounts payable - pension related	(1,855,282.08)	
Accrued interest payable	<u>(326,701.56)</u>	
		<u>(2,181,983.64)</u>
Net Position of Governmental Activities		<u>\$55,049,564.64</u>

The accompanying Notes to the Financial Statements are an integral part of this statement.

TOWNSHIP OF MONTGOMERY SCHOOL DISTRICT
STATEMENT OF REVENUES, EXPENDITURES AND CHANGES IN FUND BALANCES
GOVERNMENTAL FUNDS
FOR THE FISCAL YEAR ENDED JUNE 30, 2024

	GENERAL FUND	SPECIAL REVENUE FUND	CAPITAL PROJECTS FUND	DEBT SERVICE FUND	TOTAL GOVERNMENTAL FUNDS
REVENUES:					
Local sources:					
Local tax levy	\$87,296,224.00			\$7,144,883.00	\$94,441,107.00
Tuition from individuals	247,556.40				247,556.40
Rents and Royalties	258,918.20				258,918.20
Other restricted miscellaneous	23,125.99				23,125.99
Miscellaneous	1,133,766.72	\$1,240,537.22			2,374,303.94
Total revenues-local sources	88,959,591.31	1,240,537.22		7,144,883.00	97,345,011.53
State sources	31,428,725.04	139,844.58		728,491.00	32,297,060.62
Federal sources	33,356.76	2,838,995.21			2,872,351.97
Total revenues	120,421,673.11	4,219,377.01		7,873,374.00	132,514,424.12
EXPENDITURES:					
Current expense:					
Instruction:					
Regular	28,019,473.26	860,490.33			28,879,963.59
Special instruction	8,819,072.20	899,481.00			9,718,553.20
Other instruction	3,721,859.04				3,721,859.04
Support services:					
Tuition	2,267,772.71				2,267,772.71
Student and instruction related services	11,525,100.17	2,551,649.01			14,076,749.18
General administrative services	1,847,148.95				1,847,148.95
School administrative services	3,667,831.18				3,667,831.18
Central services	1,137,775.30				1,137,775.30
Administration Information Technology	343,142.96				343,142.96
Plant operations and maintenance	8,552,212.62				8,552,212.62
Student transportation services	6,222,387.31				6,222,387.31
Employee benefits	43,865,279.42				43,865,279.42
Capital outlay	1,189,170.53				1,189,170.53
Capital outlay - debt assessment	158,855.00				158,855.00
Charter Schools	29,106.00				29,106.00
Debt service:					
Principal				6,439,675.00	6,439,675.00
Interest				1,442,721.50	1,442,721.50
Total expenditures	121,366,186.65	4,311,620.34		7,882,396.50	133,560,203.49
Excess (deficiency) of revenues over (under) expenditures	(944,513.54)	(92,243.33)		(9,022.50)	(1,045,779.37)
Other financing sources (uses):					
Prior year accounts receivable cancelled	(93,708.56)	93,708.56			
Installment purchase contracts (non-budgeted)	320,467.76				320,467.76
Total financing sources (uses):	226,759.20	93,708.56			320,467.76
Net change in fund balances	(717,754.34)	1,465.23		(9,022.50)	(725,311.61)
Fund balances, July 1, 2023	25,578,051.31	545,313.57	261,934.89	145,005.64	26,530,305.41
Fund balances, June 30, 2024	\$24,860,296.97	\$546,778.80	\$261,934.89	\$135,983.14	\$25,804,993.80

The accompanying notes to the financial statements are an integral part of this statement

TOWNSHIP OF MONTGOMERY SCHOOL DISTRICT
RECONCILIATION OF THE STATEMENT OF REVENUES, EXPENDITURES
AND CHANGES IN FUND BALANCES OF GOVERNMENTAL FUNDS
TO THE STATEMENT OF ACTIVITIES
FOR THE FISCAL YEAR ENDED JUNE 30, 2024

Total net change in fund balances - governmental funds (from B-2) (\$725,311.61)

Amounts reported for governmental activities in the statement of activities (A-2) are different because:

Capital outlays are reported in governmental funds as expenditures. However, in the statement of activities, the cost of those assets is allocated over their estimated useful lives as depreciation expense. This is the amount by which depreciation exceeded capital outlays in the period.

Depreciation expense	(\$5,564,469.31)	
Capital outlays	1,348,025.53	
Capital outlays not capitalized	<u>(175,475.00)</u>	
		(4,391,918.78)

Proceeds from debt issues are a financing source in the governmental funds. They are not revenue in the statement of activities; issuing debt increases long-term liabilities in the statement of net assets.

Deferred amount on refunding bonds	<u>407,091.83</u>	
		86,624.07

Repayment of long-term debt is an expenditure in the governmental funds, but the repayment reduces long-term liabilities in the statement of net assets and is not reported in the statement of activities.

Payment of bond principal	5,675,000.00	
Payment of installment purchase contracts payable	<u>1,118,622.80</u>	
		6,793,622.80

In the statement of activities, interest on long-term debt is accrued, regardless of when due. In governmental funds, interest is reported when due. The accrued interest is an addition in the reconciliation.

88,528.23

District pension contributions are reported as expenditures in the governmental funds when made. However, they are reported as deferred outflows of resources in the Statement of Net Position because the reported net pension liability is measured a year before the District's report date. Pension expense, which is the change in the net pension liability adjusted for changes in deferred outflows and inflows of resources related to pensions, is reported in the Statement of Activities.

District pension contributions	1,818,904.00	
Less: Pension benefit	<u>(358,023.00)</u>	
		1,460,881.00

In the statement of activities, certain expenses, e.g., compensated absences (vacations) are measured by the amounts earned during the year. In governmental funds, however, expenditures for these items are reported in the amount of financial resources used (paid). When the earned amount exceeds the paid amount, the difference is a reduction in the reconciliation (-); when the paid amount exceeds the earned amount the difference is an addition to the reconciliation (+).

(11,144.47)

Change in net position of governmental activities		<u><u>\$3,301,281.24</u></u>
---	--	------------------------------

The accompanying notes to the financial statements are an integral part of this statement

OTHER FUNDS

TOWNSHIP OF MONTGOMERY SCHOOL DISTRICT
STATEMENT OF NET POSITION
PROPRIETARY FUNDS - ENTERPRISE FUNDS
JUNE 30, 2024

	BUSINESS TYPE ACTIVITIES - ENTERPRISE FUNDS		
	FOOD SERVICE	SUMMER ENRICHMENT	TOTAL
ASSETS			
Current assets:			
Cash & cash equivalents	\$ 728,873.54	\$ 356,271.17	\$ 1,085,144.71
Accounts receivable:			
State	1,386.37		1,386.37
Federal	12,981.34		12,981.34
Other	37,585.41		37,585.41
Inventories	45,669.13		45,669.13
Total current assets	\$ 826,495.79	\$ 356,271.17	\$ 1,182,766.96
Noncurrent assets:			
Furniture, machinery & equipment	\$ 1,434,404.13	\$	\$ 1,434,404.13
Less accumulated depreciation	(1,192,815.92)		(1,192,815.92)
Total noncurrent assets	\$ 241,588.21	\$	\$ 241,588.21
Total assets	\$ 1,068,084.00	\$ 356,271.17	\$ 1,424,355.17
LIABILITIES			
Current liabilities:			
Unearned revenue	\$ 100,677.22	\$ 195,939.00	\$ 296,616.22
Total current liabilities	\$ 100,677.22	\$ 195,939.00	\$ 296,616.22
Total liabilities	\$ 100,677.22	\$ 195,939.00	\$ 296,616.22
NET POSITION			
Net Investment in Capital Assets	\$ 241,588.21	\$	\$ 241,588.21
Unrestricted	725,818.57	160,332.17	886,150.74
Total net position	\$ 967,406.78	\$ 160,332.17	\$ 1,127,738.95

The accompanying Notes to the Financial Statements are an integral part of this statement.

TOWNSHIP OF MONTGOMERY SCHOOL DISTRICT
STATEMENT OF REVENUES, EXPENSES AND CHANGES IN FUND NET POSITION
PROPRIETARY FUNDS - ENTERPRISE FUNDS
FOR THE FISCAL YEAR ENDED JUNE 30, 2024

	BUSINESS TYPE ACTIVITIES - ENTERPRISE FUNDS		TOTAL
	FOOD SERVICE SCHOOL NUTRITION	SUMMER ENRICHMENT	
OPERATING REVENUES:			
Charges for services:			
Daily sales - reimbursable programs	\$ 912,071.95	\$	\$ 912,071.95
Daily sales - non-reimbursable programs	697,277.70		697,277.70
Miscellaneous	42,262.74		42,262.74
Other fees		295,957.00	295,957.00
Total operating revenues	\$ 1,651,612.39	\$ 295,957.00	\$ 1,947,569.39
OPERATING EXPENSES:			
Cost of sales - reimbursable programs	\$ 623,563.49	\$	\$ 623,563.49
Cost of sales - non-reimbursable programs	373,225.13		373,225.13
Salaries	702,304.89	256,050.87	958,355.76
Employee benefits	172,304.71	19,588.02	191,892.73
Other purchased services	94,950.00		94,950.00
Supplies and materials	8,417.06	5,074.74	13,491.80
Cleaning, repair and maintenance services	293,804.90		293,804.90
Depreciation	53,050.15		53,050.15
Total operating expenses	\$ 2,321,620.33	\$ 280,713.63	\$ 2,602,333.96
Operating income (loss)	\$ (670,007.94)	\$ 15,243.37	\$ (654,764.57)
NONOPERATING REVENUES (EXPENSES):			
State sources			
State school lunch program	\$ 17,174.88	\$	\$ 17,174.88
State school lunch program- NJEIE	4,250.40		4,250.40
Federal sources			
National school lunch program	191,023.90		191,023.90
National school lunch program - HHFKA	19,953.52		19,953.52
National school lunch program - COVID SCA	108,219.95		108,219.95
National food distribution commodities	129,573.13		129,573.13
P-EBT Administrative Fee	653.00		653.00
Interest	29,713.12	6,037.83	35,750.95
Total nonoperating revenues	\$ 500,561.90	\$ 6,037.83	\$ 506,599.73
Change in Net Position	\$ (169,446.04)	\$ 21,281.20	\$ (148,164.84)
Total net position - beginning	1,136,852.82	139,050.97	1,275,903.79
Total net position - ending	\$ 967,406.78	\$ 160,332.17	\$ 1,127,738.95

The accompanying Notes to the Financial Statements are an integral part of this statement.

TOWNSHIP OF MONTGOMERY SCHOOL DISTRICT
STATEMENT OF CASH FLOWS
PROPRIETARY FUNDS - ENTERPRISE FUNDS
FOR THE FISCAL YEAR ENDED JUNE 30, 2024

	BUSINESS TYPE ACTIVITIES - ENTERPRISE FUNDS		
	FOOD SERVICE	SUMMER ENRICHMENT	TOTAL
Cash flows from operating activities:			
Receipts from customers	\$ 1,641,295.36	\$ 222,943.00	\$ 1,864,238.36
Payments to employees	(702,304.89)	(223,510.87)	(925,815.76)
Payments to employee benefits	(172,304.71)	(17,098.71)	(189,403.42)
Payment to suppliers	(1,405,414.79)	(5,074.74)	(1,410,489.53)
Net cash provided (used for) by operating activities	\$ (638,729.03)	\$ (22,741.32)	\$ (661,470.35)
Cash flows from noncapital financing activities:			
State Sources	\$ 21,287.80	\$	\$ 21,287.80
Federal Sources	456,476.28		456,476.28
Net cash provided by (used for) noncapital financing activities	\$ 477,764.08	\$	\$ 477,764.08
Cash flows from investing activities			
Interest and dividends	\$ 29,713.12	\$ 6,037.83	\$ 35,750.95
Net cash used for capital and related financing activities	\$ 29,713.12	\$ 6,037.83	\$ 35,750.95
Net increase (decrease) in cash and cash equivalents	\$ (131,251.83)	\$ (16,703.49)	\$ (147,955.32)
Cash and cash equivalents- July 1	860,125.37	372,974.66	1,233,100.03
Cash and cash equivalents- June 30	\$ 728,873.54	\$ 356,271.17	\$ 1,085,144.71
Operating income (loss)	\$ (670,007.94)	\$ 15,243.37	\$ (654,764.57)
Adjustments to reconcile operating income (loss) to cash provided (used) by operating activities:			
Depreciation	53,050.15		53,050.15
Change in assets and liabilities:			
(Increase) Decrease in inventory	(21,494.41)		(21,494.41)
(Increase) Decrease in other accounts receivable	(15,146.96)		(15,146.96)
(Increase) Decrease in prepaid expenses		35,029.31	35,029.31
Increase (Decrease) in unearned revenue	14,870.13	(73,014.00)	(58,143.87)
Net cash provided (used) by operating activities	\$ (638,729.03)	\$ (22,741.32)	\$ (661,470.35)

The accompanying Notes to the Financial Statements are an integral part of this statement.

Township of Montgomery School District
Notes to the Financial Statements
June 30, 2024

NOTE 1: SUMMARY OF SIGNIFICANT ACCOUNTING POLICIES

The financial statements of the Township of Montgomery School District have been prepared in conformity with U.S. generally accepted accounting principles (GAAP) as applied to governmental units. The Governmental Accounting Standards Board (GASB) is the accepted standard-setting body for establishing governmental accounting and financial reporting principles. The more significant of the Board's accounting policies are described below.

Reporting Entity

The Township of Montgomery School District is a Type II District located in Somerset County, New Jersey. The District is an instrumentality of the State of New Jersey, established to function as an educational institution. The District is governed by a nine member board elected to three-year terms and is responsible for the fiscal control of the District. A superintendent is appointed by the Board and is responsible for the administrative control of the District.

The primary criterion for including activities within the District's reporting entity are set forth in Statement No. 39 of the Governmental Accounting Standards Board entitled "*Determining Whether Certain Organizations are Component Units*" (GASB 39) as codified in Section 2100 of the GASB Codification of Governmental Accounting and Financial Reporting Standards.

Organizations that are legally separate, tax-exempt entities and meet *all* of the following criteria should be discretely presented as component units. These criteria are:

1. The economic resources received or held by the separate organization are entirely or almost entirely for the direct benefit of the primary government.
2. The primary government, or its component unit, is entitled to, or has the ability to otherwise access, a majority of the economic resources of the organization.
3. The economic resources received or held by an *individual organization* that the specific primary government, or its component units, is entitled to, or has the ability to otherwise access, are significant to that primary government.

The combined financial statements include all funds of the District over which the Board exercises operating control. The operations of the District include elementary schools through high school Grades K thru 12, located in the Township of Montgomery. There were no additional entities required to be included in the reporting entity under the criteria as described above, in the current fiscal year. Furthermore, the District is not includable in any other reporting entity on the basis of such criteria.

Township of Montgomery School District
Notes to the Financial Statements
June 30, 2024

NOTE 1: SUMMARY OF SIGNIFICANT ACCOUNTING POLICIES (CONTINUED)

Basis of Presentation

The District's basic financial statements consist of District-wide statements, including a Statement of Net Position and a Statement of Activities, and fund financial statements which provide a more detailed level of financial information.

District-wide Statements: The Statement of Net Position and the Statement of Activities display information about the District as a whole. These statements include the financial activities of the overall District. Eliminations have been made to minimize the double-counting of internal activities. These statements distinguish generally between the governmental and business-type activity of the District. Governmental activities generally are financed through taxes, intergovernmental revenues, and other non-exchange transactions. Business-type activities are financed in whole or in part by fees charged to external parties.

The Statement of Net Position presents the financial condition of the governmental and business-type activity of the District at fiscal year end. The Statement of Activities presents a comparison between direct expenses and program revenues for the business-type activity of the District and for each function of the District's governmental activities. Direct expenses are those that are specifically associated with a program or function and, therefore, are clearly identifiable to a particular function. Program revenues include (a) fees and charges paid by the recipients of goods or services offered by the programs and (b) grants and contributions that are restricted to meeting the operational or capital requirement of a particular program. Revenues that are not classified as program revenues, including all taxes, are presented as generally revenues. The comparison of direct expenses with program revenues identifies the extent to which each governmental function or business segment is self-financing or draws from the general revenues of the District.

Fund Financial Statements: During the fiscal year, the District segregates transactions related to certain District functions or activities in separate funds in order to aid financial management and to demonstrate legal compliance. The fund financial statements provide information about the District's funds. Separate statements for each fund category – governmental and proprietary - are presented. The New Jersey Department of Education (NJDOE) has elected to require New Jersey districts to treat each governmental fund as a major fund in accordance with the option noted in GASB No. 34, paragraph 76. The NJDOE believes that the presentation of all funds as major is important for public interest and to promote consistency among district financial reporting models.

Township of Montgomery School District
Notes to the Financial Statements
June 30, 2024

NOTE 1: SUMMARY OF SIGNIFICANT ACCOUNTING POLICIES (CONTINUED)

Governmental Fund Types

General Fund - The general fund is the general operating fund of the District. It is used to account for all financial resources except those required to be accounted for in another fund. Included are certain expenditures for vehicles and movable instructional or non-instructional equipment which are classified in the Capital Outlay sub-fund.

As required by the New Jersey State Department of Education, the District includes budgeted capital outlay in this fund. Generally accepted accounting principles as they pertain to governmental entities state that General Fund resources may be used to directly finance capital outlays for long-lived improvements as long as the resources in such cases are derived exclusively from unrestricted revenues. Resources for budgeted capital outlay purposes are normally derived from State of New Jersey Aid, district taxes and appropriated fund balance. Expenditures are those that result in the acquisition of or additions to fixed assets for land, existing buildings, improvements of grounds, construction of buildings, additions to or remodeling of buildings and the purchase of built-in equipment. These resources can be transferred from and to Current Expense by board resolution.

Special Revenue Fund - The Special Revenue Fund is used to account for and report the proceeds of specific revenue sources that are restricted or committed to expenditure for specified purposes other than debt service or capital projects. Thus, the Special Revenue Fund is used to account for the proceeds of specific revenue from State and Federal Governments (other than major capital projects, debt service or the enterprise funds) and local appropriations that are legally restricted or committed to expenditures for specified purposes.

Capital Projects Fund - The Capital Projects Fund is used to account for and report financial resources that are restricted, committed or assigned to expenditure for capital outlays, including the acquisition or construction of capital facilities and other capital assets (other than those financed by proprietary funds). The financial resources are derived from temporary notes or serial bonds that are specifically authorized by the voters as a separate question on the ballot either during the annual election or at a special election, funds appropriated from the General Fund, and from aid provided by the State to offset the cost of approved capital projects.

Debt Service Fund - Debt service funds are used to account for and report financial resources that are restricted, committed, or assigned to expenditure for principal and interest.

Township of Montgomery School District
Notes to the Financial Statements
June 30, 2024

NOTE 1: SUMMARY OF SIGNIFICANT ACCOUNTING POLICIES (CONTINUED)

Proprietary Fund Types

Enterprise Fund - The enterprise fund accounts for all revenues and expenses pertaining to cafeteria operations. The food service fund is utilized to account for operations that are financed and operated in a manner similar to private business enterprises. The stated intent is that the cost (i.e., expenses including depreciation and indirect costs) of providing goods or services to the students on a continuing basis are financed or recovered primarily through user charges. The district also considers the operations of the Summer Enrichment program as enterprise funds.

Basis of Accounting - Measurement Focus

Basis of accounting determines when transactions are recorded in the financial records and reported on the financial statements.

District-wide and Proprietary Fund Financial Statements: The District-wide financial statements are prepared using the accrual basis of accounting. Governmental funds use the modified accrual basis of accounting. Differences in the accrual and modified accrual basis of accounting arise in the recognition of revenue, the recording of deferred revenue, and in the presentation of expenses versus expenditures. Ad Valorem (Property) Taxes are susceptible to accrual as under New Jersey State Statute a municipality is required to remit to its school district the entire balance of taxes in the amount voted upon or certified, prior to the end of the school year. The District records the entire approved tax levy as revenue (accrued) at the start of the fiscal year, since the revenue is both measurable and available. The District is entitled to receive monies under the established payment schedule and the unpaid amount is considered to be an "accounts receivable". Revenue from grants, entitlements, and donations are recognized in the fiscal year in which all eligibility requirements have been satisfied.

Governmental Fund Financial Statements: Governmental funds are reported using the current financial resources measurement focus and the modified accrual basis of accounting. Under this method, revenues are recognized when measurable and available. "Measurable" means the amount of the transactions can be determined and "available" means collectible within the current period or soon enough thereafter to be used to pay liabilities of the current period. Expenditures are recorded when the related fund liability is incurred, except for principal and interest on general long-term debt, claims and judgments, and compensated absences, which are recognized as expenditures to the extent they have matured. General capital asset acquisitions are reported as expenditures in governmental funds. Proceeds of general long-term debt and acquisitions under leases and installment purchases are reported as other financing sources.

All governmental and business type activities and enterprise funds of the District follow FASB Statements and Interpretations issued on or before November 30, 1989, Accounting Research Bulletins, unless those pronouncements conflict with GASB pronouncements.

Township of Montgomery School District
Notes to the Financial Statements
June 30, 2024

NOTE 1: SUMMARY OF SIGNIFICANT ACCOUNTING POLICIES (CONTINUED)

Budgets/Budgetary Control

Annual appropriated budgets are prepared in the spring of each year for the general, special revenue, and debt service funds. The budgets are submitted to the county office for approval. In accordance with P.L. 2011, c. 202, which became effective January 17, 2012, the District elected to move the April 2013 school Board election to the date of the November general election thereby eliminating the vote on the annual base budget. Budgets are prepared using the modified accrual basis of accounting. The legal level of budgetary control is established at line item accounts within each fund. Line item accounts are defined as the lowest (most specific) level of detail as established pursuant to the minimum chart of accounts referenced in N.J.A.C. 6A:23-2.2(f)1. Expenditures may not legally exceed budgeted appropriations at the line item level. All budget amendments and transfers must be approved by School Board resolution. There were no budget amendments during the year ended June 30, 2024. All budget amounts presented in the accompanying supplementary information reflect the original budget and the final budget (which have been adjusted for legally authorized revisions of the annual budgets during the year).

Appropriations, except remaining project appropriations, encumbrances, and unexpended grant appropriations, lapse at the end of each fiscal year. The capital projects fund presents the remaining project appropriations compared to current year expenditures. Formal budgetary integration into the accounting system is employed as a management control device during the year. For governmental funds there are no substantial differences between the budgetary basis of accounting and generally accepted accounting principles with the exception of the legally mandated recognition of one or more state aid payments for budgetary purposes only and the special revenue fund as noted below. Encumbrance accounting is also employed as an extension of formal budgetary integration in the governmental fund types. Unencumbered appropriations lapse at fiscal year end.

The accounting records of the special revenue fund are maintained on the grant accounting budgetary basis. The grant accounting budgetary basis differs from GAAP in that the grant accounting budgetary basis recognizes encumbrances as expenditures and also recognizes the related revenues, whereas the GAAP basis does not. Sufficient supplemental records are maintained to allow for the presentation of GAAP basis financial records.

Township of Montgomery School District
Notes to the Financial Statements
June 30, 2024

NOTE 1: SUMMARY OF SIGNIFICANT ACCOUNTING POLICIES (CONTINUED)

Encumbrance Accounting

Under encumbrance accounting, purchase orders, contracts and other commitments for the expenditure of resources are recorded to reserve a portion of the applicable appropriation. Open encumbrances in governmental funds other than the special revenue fund are reported as assignments of fund balances at fiscal year end as they do not constitute expenditures or liabilities but rather commitments related to unperformed contracts for goods and services.

Open encumbrances in the special revenue fund for which the District has received advances are reflected in the balance sheet as unearned revenues at fiscal year end.

The encumbered appropriation authority carries over into the next fiscal year. An entry will be made at the beginning of the next fiscal year to increase the appropriation reflected in the certified budget by the outstanding encumbrance amount as of the current fiscal year end.

Interfunds

Interfund receivables and payables arise from transactions between particular funds and are considered short term in duration. The interfund transactions are recorded by all funds affected in the period in which the transactions are executed and are part of the district's available spendable resources.

Inventories and Prepaid Expenses

Inventories of materials and supplies held for consumption in the governmental funds are recorded as expenditures at the time of purchase and year end balances are not reported in the financial statements.

Inventories of food and/or supplies in the food service fund are recorded at cost on a first-in, first-out basis or, in the case of Food Distribution Commodities, at stated value which approximates market.

Prepaid expenses which benefit future periods, other than those recorded in the enterprise fund, are recorded as an expenditure in the year of purchase.

Township of Montgomery School District
Notes to the Financial Statements
June 30, 2024

NOTE 1: SUMMARY OF SIGNIFICANT ACCOUNTING POLICIES (CONTINUED)

Capital Assets

The District has an established formal system of accounting for its capital assets. Capital Assets used for governmental purposes, which include land, buildings and improvements and furniture and equipment, are only reported in the district-wide financial statements. The District generally defines capital assets as assets with an initial cost of \$2,000.00 or more and an estimated useful life in excess of one year. Purchased or constructed capital assets are reported at cost. Donated capital assets are valued at their acquisition value on the date received. The cost of normal maintenance and repairs that do not add to the value of the asset or materially extend assets' lives are not capitalized.

Capital assets are depreciated in the district-wide statements using the straight-line method over the following estimated useful lives:

<u>Asset Class</u>	<u>Estimated Useful Lives</u>
School Buildings	50
Building Improvements	20
Electrical/Plumbing	30
Vehicles	8
Office and Computer Equipment	5-10
Instructional Equipment	10
Ground Equipment	15

Compensated Absences

The District accounts for compensated absences (e.g., unused sick days) as directed by Governmental Accounting Standards Board Statement No. 16 (GASB 16), "Accounting for Compensated Absences." A liability for compensated absences attributable to services already rendered and not contingent on a specific event that is outside the control of the employer and employee is accrued as employees earn the rights to the benefits.

Township of Montgomery School District
Notes to the Financial Statements
June 30, 2024

NOTE 1: SUMMARY OF SIGNIFICANT ACCOUNTING POLICIES (CONTINUED)

Compensated Absences (Continued)

District employees are granted varying amounts of sick days in accordance with the District's employment contract and personnel policy. Upon retirement, employees are paid for accrued vacation. The District's policy permits employees to accumulate unused sick leave and carry forward the full amount of subsequent years. Upon retirement, employees shall be paid by the District for the unused sick leave in accordance with the District's agreements with the various employee unions and contracts.

The liability for compensated absences was accrued using the termination payment method, whereby the liability is calculated based on the amount of sick days that are expected to become eligible for payment upon retirement. The District estimates its accrued compensated absences liability based on the accumulated sick days at the balance sheet date by those employees who are currently eligible to receive retirement payments.

For the District-wide Statements, the current portion is the amount estimated to be used in the following year. For the governmental funds in the fund financial statements, a liability is reported only for to the extent of the amount actually due at year end as a result of employee resignations/retirements. Compensated absences are a reconciling item between the fund level and district-wide presentations.

Fund Equity

Fund balance restrictions are used to indicate that portion of the fund balance that is not available for expenditures or is legally segregated for a specific future use. Designations of portions of the fund balances are established to indicate tentative plans for financial utilization in a future period. The unreserved fund balances represent the amount available for future budgetary operations.

Unrestricted retained earnings represent the remains of the District's equity in the cumulative earnings of the food service fund.

Unearned Revenue

Unearned revenue in the special revenue and proprietary funds represents funds which have been received but not yet earned. A corresponding accounts receivable has also been established for any open encumbrances at year end which is an allowable practice under generally accepted accounting principles.

Township of Montgomery School District
Notes to the Financial Statements
June 30, 2024

NOTE 1: SUMMARY OF SIGNIFICANT ACCOUNTING POLICIES (CONTINUED)

Accrued Liabilities and Long-Term Obligations

All payables, accrued liabilities, and long-term obligations are reported on the district-wide financial statements. In general, governmental fund payables and accrued liabilities that, once incurred, are paid in a timely manner and in full from current financial resources are reported as obligations of the funds. However, contractually required pension contributions and compensated absences that are paid from governmental funds are reported as liabilities on the fund financial statements only to the extent that they are due for payment during the current year. Long term debt is recognized as a liability on the fund financial statements when due.

Net Position

GASB 63 provides guidance for reporting net position in the statement of financial position and related disclosures. Net Position represents the difference between assets and liabilities. Net investment in capital assets consists of capital assets, net of accumulated depreciation, reduced by the outstanding balance of any borrowing used for the acquisition, construction, or improvement of those assets. Net position is reported as restricted when there are limitations imposed on their use either through the enabling legislation adopted by the District or through external restrictions imposed by creditors, grantors, or laws or regulations of other governments. The District's policy is to first apply restricted resources when an expense is incurred for purposes for which both restricted and unrestricted net positions are available.

Fund Balance – Governmental Funds

In the fund financial statements, governmental funds report the following classifications of fund balance:

Nonspendable – includes amounts that cannot be spent because they are either not spendable in form or are legally or contractually required to be maintained intact.

Restricted – includes amounts restricted by external sources (creditors, laws of other governments, etc.) or by constitutional provision or enabling legislation. The District reports the Capital Reserve, Emergency Reserve, Maintenance Reserve, Student Activities, Scholarships, Unemployment and Excess Surplus as Restricted Fund Balance.

Committed – includes amounts that can only be used for specific purposes. Committed fund balance is reported pursuant to resolutions passed by the Board of Education, the District's highest level of decision making authority. Commitments may be modified or rescinded only through resolutions approved by the Board of Education. The District reports amounts Designated for Capital Project Fund encumbrances as Committed Fund Balance.

Township of Montgomery School District
Notes to the Financial Statements
June 30, 2024

NOTE 1: SUMMARY OF SIGNIFICANT ACCOUNTING POLICIES (CONTINUED)

Fund Balance – Governmental Funds (Continued)

Assigned – includes amounts that the District intends to use for a specific purpose, but do not meet the definition of restricted or committed fund balance. Under the District's policy, amounts may be assigned by the Business Administrator. The District reports Year End Encumbrances and Designated for Subsequent Years Expenditures as Assigned Fund Balance.

Unassigned – is the residual classification for the general fund. This classification represents fund balance that has not been assigned to other funds and that has not been restricted, committed, or assigned to specific purposes within the general fund. The general fund should be the only fund that reports a positive unassigned fund balance amount. In other governmental funds, if expenditures incurred for specific purposes exceeded the amounts restricted, committed, or assigned to those purposes, it may be necessary to report a negative unassigned fund balance.

When an expenditure is incurred for purposes for which both restricted and unrestricted fund balance is available, the District considers restricted funds to have been spent first. When an expenditure is incurred for which committed, assigned, or unassigned fund balance are available, the District considers amounts to have been spent first out of committed funds, then assigned funds, and finally unassigned funds, as needed.

Revenues Exchange and Non-Exchange Transactions

Revenue resulting from exchange transactions, in which each party gives and receives essentially equal value, is recorded on the accrual basis when the exchange takes place. On the modified accrual basis, revenue is recorded in the fiscal year in which the resources are measurable and become available. Available means the resources will be collected within the current fiscal year or are expected to be collected soon enough thereafter to be used to pay liabilities of the current fiscal year. For the District, "available" means within sixty days of the fiscal year end.

Township of Montgomery School District
Notes to the Financial Statements
June 30, 2024

NOTE 1: SUMMARY OF SIGNIFICANT ACCOUNTING POLICIES (CONTINUED)

Revenues Exchange and Non-Exchange Transactions (Continued)

Non-exchange transactions, in which the District receives value without directly giving equal value in return, include property taxes, grants, entitlements, and donations. On the accrual basis, revenue from property taxes is recognized in the fiscal year for which the taxes are levied. Revenue from property taxes is recognized in the period in which the revenue is earned. Revenue from grants, entitlements, and donations is recognized in the fiscal year in which all eligibility requirements have been satisfied. Eligibility requirements include timing requirements, which specify the year when the resources are required to be used or the fiscal year when use is first permitted; matching requirements, in which the District must provide local resources to be used for a specific purpose; and expenditure requirements, in which the resources are provided to the District on a reimbursement basis. On the modified accrual basis, revenue from non-exchange transactions must also be available before it can be recognized.

Under the modified accrual basis, the following revenue sources are considered both measurable and available at fiscal yearend: property taxes available as an advance, interest, and tuition.

Proprietary Fund Revenues and Expenses

Proprietary funds distinguish operating revenues and expenses from non-operating items. Operating revenues and expenses generally result from providing services in connection with a proprietary fund's principal ongoing operations. The principal operating revenues of the School District enterprise funds are charges to customers for sales of food service. Operating expenses for enterprise funds include the cost of sales and services, administrative expense and depreciation on capital assets. All revenues and expenses not meeting this definition are reported as non-operating revenues and expenses.

Allocation of Indirect Expenses

The District reports all direct expenses by function in the Statement of Activities. Direct expenses are those that are clearly identifiable with a function. Indirect expenses are allocated to functions but are reported separately in the Statement of Activities. Employee benefits, including the employer's share of social security, workers compensation, and medical and dental benefits, were allocated based on salaries of the program. Depreciation expense, where practicable, is specifically identified by function and is included in the indirect expense column of the Statement of Activities. Depreciation expense that could not be attributed to a specific function is considered an indirect expense and is reported separately on the Statement of Activities.

Township of Montgomery School District
Notes to the Financial Statements
June 30, 2024

NOTE 1: SUMMARY OF SIGNIFICANT ACCOUNTING POLICIES (CONTINUED)

Extraordinary and Special Items

Extraordinary items are transactions or events that are unusual in nature and infrequent of occurrence. Special items are transactions or events that are within control of management and are either unusual in nature or infrequent in occurrence. Neither of these types of transactions occurred during the fiscal year.

Management Estimates

The preparation of financial statements in conformity with accounting principles generally accepted in the United States requires management to make estimates and assumptions that affect the reported amounts of revenues and expenditures/expenses during the reporting period. Actual results could differ from those estimates.

Accounting and Financial Reporting for Pensions

In the district-wide financial statements for purposes of measuring the net pension liability, deferred outflows of resources and deferred inflows of resources related to pensions, and pension expense, information about the fiduciary net position of the District's proportionate share of the New Jersey Public Employees Retirement System ("PERS") and the Teachers' Pension and Annuity Fund ("TPAF") and the additions to/deductions from these retirement systems' fiduciary net position have been determined on the same basis as they were reported by PERS and TPAF. For this purpose, benefit payments (including refunds of employee contributions) are recognized when due and payable in accordance with the benefit terms. Investments are reported at fair value.

In the governmental fund financial statements, the year-end pension liability is not required to be reflected. Pension related revenues and expenditures are reflected based on amounts that are normally expected to be liquidated with available financial resources for required pension contributions. Expenditures for PERS are recognized based upon billings made by the State of New Jersey due April 1st of each fiscal year. TPAF contributions are paid on the District's behalf by the State of New Jersey. The governmental fund financial statements reflect both a revenue and expense for this pension contribution.

Deferred Outflows/Inflows of Resources

In addition to assets, the statement of financial position will sometimes report a separate section for deferred outflows of resources. This separate financial statement element, deferred outflows of resources, represents a consumption of net position that applies to a future period(s) and so will not be recognized as an outflow of resources (expense/expenditure) until then. Currently, the District has two items that qualify for reporting in this category, deferred amounts related to loss on refunding bonds and to pensions.

Township of Montgomery School District
Notes to the Financial Statements
June 30, 2024

NOTE 1: SUMMARY OF SIGNIFICANT ACCOUNTING POLICIES (CONTINUED)

Deferred Outflows/Inflows of Resources (Continued)

In addition to liabilities, the statement of financial position will sometimes report a separate section for deferred inflows of resources. This separate financial statement element, deferred inflows of resources, represents an acquisition of net position that applies to a future period(s) and so will not be recognized as an inflow of resources (revenue) until that time. Currently, the District has one item that qualifies for reporting in this category, deferred amounts related to pensions.

Township of Montgomery School District
Notes to the Financial Statements
June 30, 2024

NOTE 2: CASH AND CASH EQUIVALENTS AND INVESTMENTS

The Board considers petty cash, change funds, cash in banks and short term investments with original maturities of three months or less as cash and cash equivalents. Investments are stated at cost, which approximates market.

Deposits

New Jersey statutes permit the deposit of public funds in public depositories which are located in New Jersey and which meet the requirements of the Governmental Unit Deposit Protection Act (GUDPA). GUDPA requires a bank that accepts public funds to be a public depository. A public depository is defined as a state bank, a national bank, or a savings bank, which is located in the State of New Jersey, the deposits of which are insured by the Federal Deposit Insurance Corporation. The statutes also require public depositories to maintain collateral for deposits of public funds that exceed certain insurance limits. All collateral must be deposited with the Federal Reserve Bank or a Banking Institution that is a member of the Federal Reserve System, and has capital funds of not less than \$25,000,000.00. Under (GUDPA), if a public depository fails, the collateral it has pledged, plus the collateral of all other public depositories, is available to pay the full amount of the deposits to the governmental unit.

The Township of Montgomery School District had the following cash and cash equivalents at June 30, 2024:

	<u>Cash in Bank</u>	<u>Reconciling Items</u>	<u>Reported Total</u>
Governmental Funds	\$ 29,159,756.82	(3,620,877.00)	\$ 25,538,879.82
Proprietary Fund	1,612,353.09	(527,208.38)	1,085,144.71
	<u>\$ 30,772,109.91</u>	<u>(4,148,085.38)</u>	<u>\$ 26,624,024.53</u>

Custodial Credit Risk – Deposits – Custodial credit risk is the risk that in the event of a bank failure, the deposits may not be returned. The District does not have a specific deposit policy for custodial credit risk other than those policies that adhere to the requirements of statute. As of June 30, 2024, based upon the coverage provided by FDIC and NJGUDPA, no amount of the bank balance was exposed to custodial credit risk. Of the cash on balance in the bank, \$500,000.00 was covered by Federal Depository Insurance and \$30,272,109.91 was covered under the provisions of NJGUDPA.

Township of Montgomery School District
Notes to the Financial Statements
June 30, 2024

NOTE 2: CASH AND CASH EQUIVALENTS AND INVESTMENTS (CONTINUED)

Investments

The purchase of investments by the Board is strictly limited by the express authority of the N.J.S.A. 18A:20-37 Education, Administration of School Districts. Permitted investments include any of the following type of securities:

1. Bonds or other obligations of the United States of America or obligations guaranteed by the United States of America;
2. Government money market mutual funds which are purchased from an investment company or investment trust which is registered with the Securities and Exchange Commission under the "Investment Company Act of 1940," 15 U.S.C. 80a-1 et seq., and operated in accordance with 17 C.F.R. § 270.2a-7 and which portfolio is limited to U.S. Government securities that meet the definition of an eligible security pursuant to 17 C.F.R. § 270.2a-7 and repurchase agreements that are collateralized by such U.S. Government securities in which direct investment may be made pursuant to paragraphs (1) and (3) of N.J.S.A. 18A:20-37. These funds are also required to be rated by a nationally recognized statistical rating organization.
3. Any obligation that a federal agency or a federal instrumentality has issued in accordance with an act of Congress, which security has a maturity date not greater than 397 days from the date of purchase, provided that such obligation bears a fixed rate of interest not dependent on any index or other external factor;
4. Bonds or other obligations of the Local Unit or bonds or other obligations of school districts of which the Local Unit is a part or within which the school district is located.
5. Bonds or other obligations, having a maturity date not more than 397 days from date of purchase, approved by the Division of Investment of the Department of Treasury for investment by School Districts;
6. Local government investment pools that are fully invested in U.S. Government securities that meet the definition of eligible security pursuant to 17 C.F.R. § 270a-7 and repurchase agreements that are collateralized by such U.S. Government securities in which direct investment may be made pursuant to paragraphs (1) and (3) of N.J.S.A. 18A:20-37. This type of investment is also required to be rated in the highest category by a nationally recognized statistical rating organization.
7. Deposits with the State of New Jersey Cash Management Fund established pursuant to section 1 of P.L. 1977, c.281 (C. 52:18A-90.4); or

Township of Montgomery School District
Notes to the Financial Statements
June 30, 2024

NOTE 2: CASH AND CASH EQUIVALENTS AND INVESTMENTS (CONTINUED)

Investments (Continued)

8. Agreements for the repurchase of fully collateralized securities if:
- a. the underlying securities are permitted investments pursuant to paragraphs (1) and (3) of this subsection;
 - b. the custody of collateral is transferred to a third party;
 - c. the maturity of the agreement is not more than 30 days;
 - d. the underlying securities are purchased through a public depository as defined in section 1 of P.L. 1970, c.236 (C. 17:19-41); and
 - e. a master repurchase agreement providing for the custody and security of collateral is executed.

At June 30, 2024, the District had no outstanding investments.

Based upon the limitation set forth by New Jersey Statutes 18A:20-37 and its existing investment practices, the District is generally not exposed to credit risks, custodial credit risks, concentration of credit risks and interest rate risks for its investments, nor is it exposed to foreign currency risks for its deposits and investments.

Township of Montgomery School District
Notes to the Financial Statements
June 30, 2024

NOTE 3: CHANGE IN CAPITAL ASSETS

Capital asset activity for the year ended June 30, 2024 was as follows:

	<u>Beginning Balance</u>	<u>Additions</u>	<u>Ending Balance</u>
Governmental activities:			
Capital assets that are not depreciated:			
Land	\$ 6,760,785	\$	\$ 6,760,785
Total capital assets that are not depreciated	\$ 6,760,785	\$	\$ 6,760,785
Capital assets being depreciated:			
Site improvements	\$ 11,313,726	\$	\$ 11,313,726
Building and building improvements	152,046,042	478,864	152,524,906
Machinery and equipment	16,092,151	693,687	16,785,838
Total capital assets being depreciated	\$ 179,451,920	\$ 1,172,551	\$ 180,624,470
Total gross assets	\$ 186,212,705	\$ 1,172,551	\$ 187,385,255
Less: accumulated depreciation for:			
Site improvements	\$ (8,246,386)	\$ (461,989)	\$ (8,708,376)
Building and building improvements	(76,290,275)	(4,312,955)	(80,603,230)
Machinery and equipment	(12,287,422)	(789,524)	(13,076,946)
	\$ (96,824,083)	\$ (5,564,469)	\$ (102,388,552)
Governmental activities capital assets, net	\$ 89,388,622	\$ (4,391,919)	\$ 84,996,703
Proprietary fund activities:			
Machinery and equipment	\$ 1,434,404	\$	\$ 1,434,404
Less: accumulated depreciation	(1,139,766)	(53,050)	(1,192,816)
Proprietary fund capital assets, net	\$ 294,638	\$ (53,050)	\$ 241,588

Depreciation was charged to the following expense functions of the district:

Instruction:	
Regular	\$ 2,887,788
Special	268,863
Other	13,941
Support Services:	
Student and Instruction related services	129,453
School Administration	348,526
General Administration	438,147
Plant operations & maintenance	183,225
Transportation	1,194,947
Direct Expense of various functions	99,579
Total Depreciation Expenses, Governmental Activities	\$ 5,564,469

Township of Montgomery School District
Notes to the Financial Statements
June 30, 2024

NOTE 4: LONG-TERM LIABILITIES

Bonds are issued by the District pursuant to the provisions of Title 18A, Education, of the New Jersey Statutes and are required to be approved by the voters of the municipality through referendum. The proceeds of bonds are recorded in the Capital Projects Fund and are restricted to the use for which they were approved in the bond referendum. All bonds are retired in annual installments within the statutory period of usefulness.

School Bonds issued by the District are entitled to and benefit from the provision of the New Jersey School Board Reserve Act P.L. 1980 c.72. Basically, funds are held by the State of New Jersey within its State Fund for the Support of Free Public Schools as a school bond reserve pledged by law to secure payment of principal and interest due on such bonds in the event of the inability of the issuer to make payments.

The following is a summary of changes in liabilities that effect other long-term obligations for the year ended June 30, 2024:

Governmental Funds:

	Balance June 30, <u>2023</u>	<u>Additions</u>	<u>Reductions</u>	Balance June 30, <u>2024</u>	Amounts Due Within <u>One Year</u>
Bonds Payable	\$38,987,000.00		\$5,675,000.00	\$33,312,000.00	\$6,245,000.00
Unamortized Bond Premium	2,443,705.53		489,357.88	1,954,347.65	489,357.88
Installment Purchases Payable	1,130,577.26	\$320,467.76	1,118,622.80	332,422.22	104,648.27
Compensated Absences	907,271.55	11,144.47		918,416.02	
Net Pension Liability	19,346,169.00	\$365,876.00	-	19,712,045.00	-
	<u>\$ 62,814,723.34</u>	<u>\$ 697,488.23</u>	<u>\$ 7,282,980.68</u>	<u>\$ 56,229,230.89</u>	<u>\$ 6,839,006.15</u>

Installment Purchases

The Board has entered into several installment purchase agreements for school buses. The agreements are for terms up to five years. Future annual debt service payments on installment purchases as of June 30, 2024, including interest, are as follows:

Fiscal Year Ended <u>June 30,</u>	<u>Principal</u>	<u>Interest</u>	<u>Total</u>
2025	\$ 104,648.27	\$ 5,572.98	\$ 110,221.25
2026	99,941.61	10,279.64	110,221.25
2027	62,297.07	6,644.73	68,941.80
2028	<u>65,535.27</u>	<u>3,406.53</u>	<u>68,941.80</u>
	<u>\$ 332,422.22</u>	<u>\$ 25,903.88</u>	<u>\$ 358,326.10</u>

Township of Montgomery School District
Notes to the Financial Statements
June 30, 2024

NOTE 4: LONG-TERM LIABILITIES (CONTINUED)

The annual requirements to amortize all bonded debt outstanding as of June 30, 2024, including interest payments on issued debt, are as follows:

Fiscal Year Ended <u>June 30,</u>	<u>Principal</u>	<u>Interest</u>	<u>Total</u>
2025	\$ 6,245,000.00	\$ 1,179,647.50	\$ 7,424,647.50
2026	5,000,000.00	947,272.50	5,947,272.50
2027	4,150,000.00	766,647.50	4,916,647.50
2028	4,295,000.00	604,147.50	4,899,147.50
2029	4,410,000.00	462,347.50	4,872,347.50
2030-31	<u>9,212,000.00</u>	<u>478,420.00</u>	<u>9,690,420.00</u>
	\$ <u>33,312,000.00</u>	\$ <u>4,438,482.50</u>	\$ <u>37,750,482.50</u>

The Bonds Issued and Outstanding at year end are comprised of the following issues:

\$18,502,000 of 2016 bonds due in remaining annual installments of \$1,500,000 to \$1,600,000 through April 2031 at interest rates of 2% to 2.375%	\$ 10,602,000.00
\$33,695,000 of 2017 Refunding bonds due in remaining annual installments of \$2,395,000 to \$3,170,000 through April 2031 at interest rates of 4% to 5%	19,485,000.00
\$9,650,000 of 2021 Refunding bonds due in remaining annual installments of \$975,000 to \$2,250,000 through August 2025 at interest rates of 5%	<u>3,225,000.00</u>
	\$ <u><u>33,312,000.00</u></u>

Refunding School Bonds

2017 Refunding

The district issued \$33,695,000.00 in Refunding School bonds to advance refund \$36,370,000.00 of the districts previously issued and outstanding school bonds. The reacquisition price exceeded the net carrying amount by \$2,675,000.00. This amount is being amortized over the remaining life of the refunded debt, which is shorter than the life of the new debt issued. Under the escrow agreement, the escrow is irrevocably pledged to the payment of principal and interest on the refunded bonds. As a result, the \$36,370,000.00 of the refunded obligations are considered to be defeased and the liability for those bonds has been removed from the financial statements.

Township of Montgomery School District
Notes to the Financial Statements
June 30, 2024

NOTE 4: LONG-TERM LIABILITIES (CONTINUED)

Refunding School Bonds (Continued)

2021 Refunding

The district issued \$9,650,000.00 in Refunding School bonds to advance refund \$10,695,000.00 of the districts previously issued and outstanding school bonds. The reacquisition price exceeded the net carrying amount by \$1,045,000.00. This amount is being amortized over the remaining life of the refunded debt, which is shorter than the life of the new debt issued. Under the escrow agreement, the escrow is irrevocably pledged to the payment of principal and interest on the refunded bonds. As a result, the \$10,695,000.00 of the refunded obligations are considered to be defeased and the liability for those bonds has been removed from the financial statements.

Borrowing Capacity

Under New Jersey Statutes the District may incur debt in an amount not to exceed 4% of the averaged equalized valuation basis of real property. For the fiscal year ended June 30, 2024, the District borrowing capacity under N.J.S. 18A:24-19 would be as follows:

<u>Year</u>	<u>Equalized Valuation of Real Property</u>
2023	\$6,352,112,477.00
2022	5,634,957,182.00
2021	5,101,180,071.00
	<u>\$17,088,249,730.00</u>
Average equalized valuation of property	\$5,696,083,243.33
School borrowing margin (4% of \$5,696,083,243.33)	\$227,843,329.73
Net bonded school debt and authorized but not issued as of June 30, 2024	<u>33,312,000.00</u>
School borrowing power available	<u>\$194,531,329.73</u>

Township of Montgomery School District
Notes to the Financial Statements
June 30, 2024

NOTE 5: PENSION PLANS

Description of Plans - All required employees of the District are covered by either the Public Employees' Retirement System or the Teachers' Pension and Annuity Fund which have been established by state statute and are administered by the New Jersey Division of Pension and Benefits (Division). According to the State of New Jersey Administrative Code, all obligations of both Systems will be assumed by the State of New Jersey should the Systems terminate. The Division issues a publicly available financial report that includes the financial statements and required supplementary information for the Public Employees Retirement System and the Teachers' Pension and Annuity Fund. These reports may be obtained by writing to the Division of Pensions and Benefits, PO Box 295, Trenton, New Jersey, 08625.

Teachers' Pension and Annuity Fund (TPAF) - The Teachers' Pension and Annuity Fund was established as of January 1, 1955, under the provisions of N.J.S.A. 18A:66 to provide retirement benefits, death, disability and medical benefits to certain qualified members. The Teachers' Pension and Annuity Fund is considered a cost-sharing multiple-employer plan with a special funding situation, as under current statute, all employer contributions are made by the State of New Jersey on behalf of the District and the system's other related non-contributing employers. Membership is mandatory for substantially all teachers or members of the professional staff certified by the State Board of Examiners, and employees of the Department of Education who have titles that are unclassified, professional and certified.

Public Employees' Retirement System (PERS) - The Public Employees' Retirement System (PERS) was established as of January 1, 1955 under the provision of N.J.S.A. 43:15A to provide retirement, death, disability and medical benefits to certain qualified members. The Public Employees' Retirement System is a cost-sharing multiple-employer plan. Membership is mandatory for substantially all full-time employees of the State of New Jersey or any county, municipality, school district, or public agency, provided the employee is not required to be a member of another state-administered retirement system or other state or local jurisdiction.

Defined Contribution Retirement Program (DCRP) - The Defined Contribution Retirement Program (DCRP) was established under the provision of Chapter 92, P.L. 2007 and Chapter 103, P.L. 2007 to provide coverage to elected and certain appointed officials, effective July 1, 2007. Membership is mandatory for such individuals with vesting occurring after one year of membership.

Township of Montgomery School District
Notes to the Financial Statements
June 30, 2024

NOTE 5: PENSION PLANS (CONTINUED)

Significant Legislation

Effective June 28, 2011, P.L. 2011, c. 78 enacted certain changes in the operations and benefit provisions of the TPAF and the PERS systems.

Pension Plan Design Changes

Effective June 28, 2011, P.L. 2011, c. 78, new members of TPAF and PERS, hired on or after June 28, 2011, will need 30 years of creditable service and have attained the age of 65 for receipt of the early retirement benefit without a reduction of 1/4 of 1% for each month that the member is under age 65. New members will be eligible for a service retirement benefit at age 65.

Funding Changes

Under the new legislation, the methodology for calculating the unfunded accrued liability payment portion of the employer's annual pension contribution to the PERS, and TPAF. The unfunded actuarial accrued liability (UAAL) will be amortized for each plan over an open-ended 30 year period and paid in level dollars. Beginning with the July 1, 2019 actuarial valuation (July 1, 2018 for PFRS), the UAAL will be amortized over a closed 30 year period until the remaining period reaches 20, when the amortization period will revert to an open-ended 20 year period.

COLA Suspension

The payment of automatic cost-of-living adjustment to current and future retirees and beneficiaries are suspended until reactivated as permitted by this law.

Vesting and Benefit Provisions The vesting and benefit provisions of PERS are set by N.J.S.A. 43:15A and 43:3B, and N.J.S.A. 18A:6C for TPAF. All benefits vest after ten years of service, except for post-retirement healthcare benefits that vest after 25 years of service.

Members are always fully vested for their own contributions and, after three years of service credit, become vested for 2% of related interest earned on the contributions. In the case of death before retirement, members' beneficiaries are entitled to full interest credited to the members' accounts.

Township of Montgomery School District
Notes to the Financial Statements
June 30, 2024

NOTE 5: PENSION PLANS (CONTINUED)

Contribution Requirements The contribution policy is set by N.J.S.A. 43:15A and N.J.S.A. 18:66, and requires contributions by active members and contributing employers. Plan member and employer contributions may be amended by State of New Jersey legislation.

Employers are required to contribute at an actuarially determined rate in both TPAF and PERS. The actuarially determined contribution includes funding for cost-of-living adjustments, noncontributory death benefits, and post-retirement medical premiums. Under current statute the District is a non-contributing employer of TPAF (*i.e.*, the State of new Jersey makes the employer contribution on behalf of public school districts).

PERS Contribution Requirements

<u>Year</u> <u>June 30,</u>	<u>Annual Pension</u> <u>Cost (APC)</u>	<u>Percentage of</u> <u>APC Contributed</u>	<u>Net Pension</u> <u>Obligation</u>
2024	\$ 1,818,904.00	100.00%	\$ 1,818,904.00
2023	1,616,582.00	100.00%	1,616,582.00
2022	1,524,885.00	100.00%	1,524,885.00

During the fiscal years ended June 30, 2024, 2023 and 2022, the State of New Jersey contributed \$14,875,307.00, \$14,735,462.00 and \$14,789,713.00, respectively to the TPAF pension system on behalf of the District.

In accordance with N.J.S.9. 18A:66-66 during the years ended June 30, 2024, 2023 and 2022, the State of New Jersey reimbursed the District \$3,095,379.04, \$2,960,186.94 and \$2,959,070.65, respectively for the employer's share of social security contributions for TPAF members, as calculated on their base salaries.

Township of Montgomery School District
Notes to the Financial Statements
June 30, 2024

NOTE 6: ACCOUNTING AND FINANCIAL REPORTING FOR PENSION - GASB 68

Public Employees Retirement System (PERS)

At June 30, 2024, the District reported a liability of \$19,712,045.00 for its proportionate share of the net pension liability. The net pension liability was measured as of June 30, 2023, and the total pension liability used to calculate the net pension liability was determined by an actuarial valuation as of July 1, 2022, which was rolled forward to June 30, 2023. The District's proportion of the net pension liability was based on a projection of the District's long-term share of contributions to the pension plan relative to the projected contributions of all participating members, actuarially determined. At June 30, 2023, the District's proportion was 0.1360917997 percent, which was an increase of 0.0078982677 percent from its proportion measured as of June 30, 2022.

For the year ended June 30, 2024, the District recognized pension expense of \$365,720.00 in the district-wide financial statements. This pension expense was based on the pension plans June 30, 2023 measurement date.

At June 30, 2024, the District reported deferred outflows of resources and deferred inflows of resources related to PERS from the following sources:

	<u>Deferred Outflow of Resources</u>	<u>Deferred Inflow of Resources</u>
Differences between expected and actual experience	\$ 188,472.00	\$ 80,577.00
Changes of assumptions	43,303.00	1,194,634.00
Net difference between projected and actual earnings on pension plan investments	90,777.00	
Changes in proportion and differences between District contributions and proportionate share of contributions	1,570,954.00	231,100.00
District contributions subsequent to the measurement date	<u>1,855,282.08</u>	<u> </u>
	<u>\$ 3,748,788.08</u>	<u>\$ 1,506,311.00</u>

The \$1,855,282.08 reported as deferred outflows of resources related to pensions resulting from school district contributions subsequent to the measurement date (i.e., for the school year ending June 30, 2024, the plan measurement date is June 30, 2023) will be recognized as a reduction of the net pension liability in the year ended June 30, 2025.

Township of Montgomery School District
Notes to the Financial Statements
June 30, 2024

NOTE 6: ACCOUNTING AND FINANCIAL REPORTING FOR PENSION - GASB 68
(CONTINUED)

Public Employees Retirement System (PERS) (Continued)

Other amounts reported as deferred outflows of resources and deferred inflows of resources related to pensions will be recognized in pension expense as follows:

<u>Year Ended</u> <u>June 30,</u>	<u>Amount</u>
2024	(\$772,751.20)
2025	(312,920.20)
2026	1,079,727.80
2027	122,698.80
2028	270,439.80
	<u>\$387,195.00</u>

Actuarial Assumptions

The collective total pension liability for the June 30, 2023 measurement date was determined by an actuarial valuation as of July 1, 2022, which rolled forward to June 30, 2023. These actuarial valuations used the following assumptions:

Inflation	
Price	2.75%
Wage	3.25%
Salary Increases	
Through 2026	2.75-6.55%
	Based on
	Years of Service
Investment Rate of Return	7.00%

Pre-retirement mortality rates were based on the Pub-2010 General Below-Median Income Employee mortality table with an 82.2% adjustment for males and 101.4% adjustment for females, and with future improvement from the base year of 2010 on a generational basis. Post-retirement mortality rates were based on the Pub-2010 General Below-Median Income Healthy Retiree mortality table with a 91.4% adjustment for males and 99.7% adjustment for females, and with future improvement from the base year of 2010 on a generational basis. Disability retirement rates used to value disabled retirees were based on the Pub-2010 Non-Safety Disabled Retiree mortality table with a 127.7% adjustment for males and 117.2% adjustment for females, and with future improvement from the base year of 2010 on a generational basis. Mortality improvement is based on Scale MP-2021.

Township of Montgomery School District
Notes to the Financial Statements
June 30, 2024

NOTE 6: ACCOUNTING AND FINANCIAL REPORTING FOR PENSION - GASB 68
(CONTINUED)

Public Employees Retirement System (PERS) (Continued)

The actuarial assumptions used in the July 1, 2022 valuation were based on the results of an actuarial experience study for the period July 1, 2018 to June 30, 2021.

Long-Term Rate of Return

In accordance with State statute, the long-term expected rate of return on plan investments (7.00% at June 30, 2023) is determined by the State Treasurer, after consultation with the Directors of the Division of Investment and Division of Pensions and Benefits, the board of trustees and the actuaries. The long-term expected rate of return was determined using a building block method in which best-estimate ranges of expected future real rates of return (expected returns, net of pension plan investment expense and inflation) are developed for each major asset class. These ranges are combined to produce the long-term expected rate of return by weighting the expected future real rates of return by the target asset allocation percentage and by adding expected inflation. Best estimates of arithmetic rates of return for each major assets class included in PERS's target assets allocation as of June 30, 2023 asset are summarized in the following table:

<u>Assets Class</u>	<u>Target Allocation</u>	<u>Long-Term Expected Real Rate of Return</u>
US Equity	28.00%	8.98%
Non-U.S. Developed Market Equity	12.75%	9.22%
International Small Cap Equity	1.25%	9.22%
Emerging Market Equity	5.50%	11.13%
Private Equity	13.00%	12.50%
Real Estate	8.00%	8.58%
Real Assets	3.00%	8.40%
High Yield	4.50%	6.97%
Private Credit	8.00%	9.20%
Investment Grade Credit	7.00%	5.19%
Cash Equivalents	2.00%	3.31%
U.S. Treasury's	4.00%	3.31%
Risk Mitigation Strategies	3.00%	6.21%

Township of Montgomery School District
Notes to the Financial Statements
June 30, 2024

NOTE 6: ACCOUNTING AND FINANCIAL REPORTING FOR PENSION - GASB 68
(CONTINUED)

Public Employees Retirement System (PERS) (Continued)

Discount Rate

The discount rate used to measure the total pension liability was 7.00% as of June 30, 2023. The projection of cash flows used to determine the discount rate assumed that contributions from plan members will be made at the current member contribution rates and that contributions from employers and the nonemployer contributing entity will be based on 100% of the actuarially determined contributions for the State employer and 100% of actuarially determined contributions for the local employers. Based on those assumptions, the plan's fiduciary net position was projected to be available to make all projected future benefit payments of current plan members. Therefore, the long-term expected rate of return on plan investments was applied to all projected benefit payments in determining the total pension liability.

Sensitivity of the Collective Net Pension Liability to Changes in the Discount Rate

The following presents the District's proportionate share of the net pension liability of the participating employers as of June 30, 2023 respectively, calculated using the discount rate as disclosed above as well as what the District's proportionate share of the collective net pension liability would be if it was calculated using a discount rate that is 1-percentage point lower or 1-percentage point higher than the current rate:

	<u>June 30, 2023</u>		
	1% Decrease <u>6.00%</u>	At Current Discount Rate <u>7.00%</u>	1% Increase <u>8.00%</u>
District's proportionate share of the pension liability	\$25,660,889.00	\$19,712,045.00	\$14,648,793.00

Pension Plan Fiduciary Net Position

Detailed information about the pension plan's fiduciary net position is available in the separately issued Financial Report for the State of New Jersey Public Employees Retirement System (PERS). The report may be obtained at State of New Jersey Division of Pensions and Benefits P.O. Box 295 Trenton, New Jersey 08625-0295 by visiting <http://www.state.nj.us/treasury/pensions>.

Township of Montgomery School District
Notes to the Financial Statements
June 30, 2024

NOTE 6: ACCOUNTING AND FINANCIAL REPORTING FOR PENSION - GASB 68
(CONTINUED)

Teachers Pensions and Annuity Fund (TPAF)

The employer contributions for local participating employers are legally required to be funded by the State in accordance with N.J.S.A 18:66-33. Therefore, these local participating employers are considered to be in a special funding situation as defined by GASB Statement No. 68 and the State is treated as a nonemployer contributing entity. Since the local participating employers do not contribute directly to the plan (except for employer specific financed amounts), there is no net pension liability or deferred outflows or inflows to report in the financial statements of the local participating employers. However, the notes to the financial statements of the local participating employers must disclose the portion of the nonemployer contributing entities' total proportionate share of the net pension liability that is associated with the local participating employer.

The portion of the TPAF Net Pension Liability that was associated with the District recognized at June 30, 2024 was as follows:

Net Pension Liability:	
Districts proportionate share	\$-0-
State's proportionate share associated with the District	<u>181,430,727.00</u>
	<u><u>\$181,430,727.00</u></u>

The net pension liability was measured as of June 30, 2023, and the total pension liability used to calculate the net pension liability was determined by an actuarial valuation as of June 30, 2022 which was rolled forward to June 30, 2023. The net pension liability associated with the District was based on a projection of the District's long-term share of contributions to the pension plan relative to the projected contributions of all participating school districts and the State, actuarially determined. At June 30, 2023, the proportion of the TPAF net pension liability associated with the District was .3555187852% which was an increase of .0012518236 percent from its proportion measured as of June 30, 2022.

For the year ended June 30, 2024, the District recognized on-behalf pension expense and revenue of \$4,457,225.00 in the government-wide financial statements for contributions provided by the State. This pension expense and revenue was based on the pension plans June 30, 2023 measurement date.

Township of Montgomery School District
Notes to the Financial Statements
June 30, 2024

NOTE 6: ACCOUNTING AND FINANCIAL REPORTING FOR PENSION - GASB 68
(CONTINUED)

Teachers Pensions and Annuity Fund (TPAF) (Continued)

Actuarial Assumptions

The total pension liability for the June 30, 2023 measurement date was determined by an actuarial valuation as of July 1, 2022, which was rolled forward to June 30, 2023. This actuarial valuation used the following actuarial assumptions, applied to all periods in the measurement:

Inflation rate:	
Price	2.75%
Wage	3.25%
Salary Increases	2.75%-4.25%
	Based on Years of Service
Investment Rate of Return	7.00%

Mortality Rate

Pre-retirement mortality rates were based on the Pub-2010 Teachers Above-Median Income Employee mortality table with a 93.9% adjustment for males and 85.3% adjustment for females, and with future improvement from the base year of 2010 on a generational basis. Post-retirement mortality rates were based on the Pub-2010 Teachers Above-Median Income Healthy Retiree mortality table with a 114.7% adjustment for males and 99.6% adjustment for females, and with future improvement from the base year of 2010 on a generational basis. Disability mortality rates were based on the Pub-2010 Non-Safety Disabled Retiree mortality table with a 106.3% adjustment for males and 100.3% adjustment for females, and with future improvement from the base year of 2010 on a generational basis. Mortality improvement is based on Scale MP-2021.

The actuarial assumptions used in the July 1, 2022 valuation were based on the results of an actuarial experience study for the period July 1, 2018 to June 30, 2021.

Long-Term Expected Rate of Return

In accordance with State statute, the long-term expected rate of return on plan investments (7.00% at June 30, 2023) is determined by the State Treasurer, after consultation with the Directors of the Division of Investments and Division of Pensions and Benefits, the board of trustees and the actuaries.

Township of Montgomery School District
Notes to the Financial Statements
June 30, 2024

NOTE 6: ACCOUNTING AND FINANCIAL REPORTING FOR PENSION - GASB 68
(CONTINUED)

Teachers Pensions and Annuity Fund (TPAF) (Continued)

Actuarial Assumptions (Continued)

Long-Term Expected Rate of Return (Continued)

The long-term expected rate of return was determined using a building block method in which best-estimate ranges of expected future real rates of return (expected returns, net of pension plan investment expense and inflation) are developed for each major asset class. These ranges are combined to produce the long-term expected rate of return by weighting the expected future real rates of return by the target asset allocation percentage and by adding expected inflation.

Best estimates of arithmetic real rates of return for each major asset class included in TPAF's target asset allocation as of June 30, 2023 are summarized in the following table:

<u>Assets Class</u>	<u>Target Allocation</u>	<u>Long-Term Expected Real Rate of Return</u>
U.S. Equity	28.00%	8.98%
Non-U.S. Developed Market Equity	12.75%	9.22%
International Small Cap Equity	1.25%	9.22%
Emerging Market Equity	5.50%	11.13%
Private Equity	13.00%	12.50%
Real Assets	3.00%	8.58%
Real Estate	8.00%	8.40%
High Yield	4.50%	6.97%
Private Credit	8.00%	9.20%
Investment Grade Credit	7.00%	5.19%
Cash Equivalents	2.00%	3.31%
U.S. Treasuries	4.00%	3.31%
Risk Mitigation Strategies	3.00%	6.21%

Discount Rate

The discount rate used to measure the total pension liability was 7.00% as of June 30, 2023. The projection of cash flows used to determine the discount rate assumed that contributions from plan members will be made at the current member contribution rates and that contributions from employers will be based on 100% of the actuarially determined contributions for the State. Based on those assumptions, the plan's fiduciary net position was projected to be available to make all projected future benefit payments of current plan members. Therefore, the long-term expected rate of return on plan investments was applied to all projected benefit payments in determining the total pension liability.

Township of Montgomery School District
Notes to the Financial Statements
June 30, 2024

NOTE 6: ACCOUNTING AND FINANCIAL REPORTING FOR PENSION - GASB 68
(CONTINUED)

Teachers Pensions and Annuity Fund (TPAF) (Continued)

Sensitivity of the Net Pension Liability to Changes in the Discount Rate

Because the District's proportionate share of the net pension liability is zero, consideration of potential changes in the discount rate is not applicable to the District.

Pension Plan Fiduciary Net Position

Detailed information about the pension plan's fiduciary net position is available in the separately issued Financial Report for the State of New Jersey Teachers Public and Annuity Fund (TPAF). The report may be obtained at State of New Jersey Division of Pensions and Benefits P.O. Box 295 Trenton, New Jersey 08625-0295 by visiting <http://www.state.nj.us/treasury/pensions>

Township of Montgomery School District
Notes to the Financial Statements
June 30, 2024

NOTE 7: ACCOUNTING AND FINANCIAL REPORTING FOR POST-RETIREMENT BENEFITS OTHER THAN PENSIONS – GASB 75

The State Health Benefit Local Education Retired Employees Plan is a multiple-employer defined benefit OPEB plan, which is administered on a pay-as-you-go basis. Accordingly, no assets are accumulated in a qualifying trust that meets the criteria in paragraph 4 of GASB Statement No. 75, *Accounting and Financial Reporting for Postemployment Benefits Other Than Pensions*. The State Health Benefit Local Education Retired Employees Plan provides medical, prescription drug, and Medicare Part B reimbursement to retirees and their covered dependents of local education employers.

The employer contributions for the participating local education employers are legally required to be funded by the State of New Jersey in accordance with N.J.S.A 52:14-17.32f. Therefore, these local participating employers are considered to be in a special funding situation as defined by GASB Statement No. 75 and the State is treated as a nonemployer contributing entity. According to N.J.S.A 52:14-17.32f, the State provides employer-paid coverage to employees who retire from a board of education or county college with 25 years or more of service credit in, or retires on a disability pension from, one or more of the following plans: the Teachers' Pension and Annuity Fund (TPAF), the Public Employees' Retirement System (PERS), the Police and Firemen Retirement System (PFRS), or the Alternate Benefit Program (ABP). Pursuant to Chapter 78, P.L. 2011, future retirees eligible for postretirement medical coverage who have less than 20 years of creditable service on June 28, 2011 will be required to pay a percentage of the cost of their health care coverage in retirement provided they retire with 25 or more years of pension service credit. The percentage of the premium for which the retiree will be responsible will be determined based on the retiree's annual retirement benefit and level of coverage.

Employees Covered by Benefit Terms

The State Health Benefit Local Education Retired Employees Plan Membership covered by the benefit terms consisted of the following:

Active Plan Members	217,212
Inactive Plan Members or Beneficiaries	
Currently Receiving Benefits	152,383
Inactive Plan Members or Beneficiaries	
Not Yet Receiving Benefits	<u>- 0 -</u>
Total Plan Members	<u>369,595</u>

Township of Montgomery School District
Notes to the Financial Statements
June 30, 2024

NOTE 7: ACCOUNTING AND FINANCIAL REPORTING FOR POST-RETIREMENT BENEFITS OTHER THAN PENSIONS - GASB 75 (CONTINUED)

Total Non-Employer OPEB Liability

The portion of the total Non-Employer OPEB Liability that was associated with the District at June 30, 2023 was as follows:

Total OPEB Liability:	
District's Proportionate Share	\$-0-
State's Proportionate Share associated with the District	<u>153,389,892</u>
	<u><u>\$153,389,892</u></u>

The total Non-Employer OPEB Liability as of June 30, 2023 was determined by an actuarial valuation as of June 30, 2022, which was rolled forward to June 30, 2023.

The total Non-Employer OPEB Liability was determined separately based on actual data of the District.

For the year ended June 30, 2024, the District recognized on-behalf post-employment expense and revenue of \$7,097,292.00 in the government-wide financial statements for contributions provided by the State. This expense and revenue was based on the plans June 30, 2023 measurement date.

At June 30, 2024, the District's proportion was 0.2929430959 percent, which was a decrease of .0033504937 from its proportion measured as of June 30, 2023.

The State, a Non-Employer contributing entity, is the only entity that has a legal obligation to make employer contributions to OPEB for qualified retired PERS, TPAF/ABP and PFRS participants. The District's proportionate share percentage determined under paragraphs 193 and 203 through 205 of GASBS No. 75 is zero percent. Consequently, the District did not recognize any portion of the collective Non-Employer OPEB liability on the Statement of Net Position.

Township of Montgomery School District
Notes to the Financial Statements
June 30, 2024

NOTE 7: ACCOUNTING AND FINANCIAL REPORTING FOR POST-RETIREMENT BENEFITS OTHER THAN PENSIONS - GASB 75 (CONTINUED)

Actuarial Assumptions and Other Inputs

The total Non-Employer OPEB liability that was associated with the District as of June 30, 2023 was determined by an actuarial valuation as of June 30, 2022, which was rolled forward to June 30, 2023. The actuarial assumptions vary for each plan member depending on the pension plan the member is enrolled in. This actuarial valuation used the following actuarial assumptions, applied to all periods in the measurement:

	<u>June 30, 2023</u>		
	<u>TPAF/ABP</u>	<u>PERS</u>	<u>PFRS</u>
Inflation – 2.5%			
Salary Increases	2.75-4.25%*	2.75-6.55%*	3.25-16.25%*

*- Based on Years of Service

Preretirement mortality rates were based on the Pub-2010 Healthy "Teachers" (TPAF/ABP), "General" (PERS), and "Safety" (PFRS) classification headcount-weighted mortality table with fully generational mortality improvement projections from the central year using Scale MP-2021. Postretirement mortality rates were based on the Pub-2010 "General" classification headcount-weighted mortality table with fully generational mortality improvement projections from the central year using Scale MP-2021. Disability mortality was based on the Pub-2010 "General" classification headcount-weighted disabled mortality table with fully generational mortality improvement projections from the central year using Scale MP-2021 for current disabled retirees. Future disabled retirees was based on the Pub-2010 "Safety" (PFRS), "General" (PERS), and "Teachers" (TPAF/ABP) classification headcount-weighted disabled mortality table with fully generational mortality improvement projections from the central year using Scale MP-2021.

Actuarial assumptions used in the July 1, 2022 valuation were based on the results of the TPAF, PERS and PFRS experience studies prepared for July 1, 2018 to June 30, 2021.

Township of Montgomery School District
Notes to the Financial Statements
June 30, 2024

NOTE 7: ACCOUNTING AND FINANCIAL REPORTING FOR POST-RETIREMENT BENEFITS OTHER THAN PENSIONS - GASB 75 (CONTINUED)

Health Care Trend Assumptions

For pre-Medicare medical benefits, the trend rate is initially 6.50% and decreases to a 4.50% long-term trend rate after nine years. For post-65 medical benefits PPO, the trend is increasing to 14.8% in fiscal year 2026 and decreases to 4.50% in fiscal year 2033. For HMO, the trend is increasing to 17.4% in fiscal year 2026 and decreases to 4.50% in fiscal year 2033. For prescription drug benefits, the initial trend rate is 9.5% and decreases to a 4.50% long-term trend rate after seven years. For the Medicare Part B reimbursement, the trend rate is 5.00%.

Discount Rate

The discount rate used to measure the total OPEB liability was 3.65%. This represents the municipal bond return rate as chosen by the Division. The source is the Bond Buyer Go 20-Bond Municipal Bond Index, which includes tax-exempt general obligation municipal bonds with an average rating of AA/Aa or higher. As the long-term rate of return is less than the municipal bond rate, it is not considered in the calculation of the discount rate, rather the discount rate is set at the municipal bond rate.

Township of Montgomery School District
Notes to the Financial Statements
June 30, 2024

NOTE 7: ACCOUNTING AND FINANCIAL REPORTING FOR POST-RETIREMENT BENEFITS OTHER THAN PENSIONS - GASB 75 (CONTINUED)

Changes in the Total Non-Employer OPEB Liability

Shown below are details regarding The total OPEB non-employer Liability associated with the District for the measurement period from June 30, 2022 to June 30, 2023.

Balance at 6/30/22		\$146,668,410
Changes for the year:		
Service cost	\$7,278,464	
Interest	5,402,204	
Differences between expected and actual experience	(2,195,690)	
Changes in assumptions or other inputs	309,171	
Membership Contributions	138,439	
Benefit payments - Net	(4,211,106)	
Net changes		<u>6,721,482</u>
Balance at 6/30/23		<u>\$153,389,892</u>

Sensitivity of the Total Non-Employer OPEB Liability to Changes in the Discount Rate

The following presents the total Non-Employer OPEB liability associated with the District as of June 30, 2023, calculated using the discount rate as disclosed above as well as what the total Non-Employer OPEB liability would be if it was calculated using a discount rate that is 1-percentage point lower or 1-percentage point higher than the current rate:

	<u>June 30, 2023</u>		
	<u>1.00%</u>	<u>At Discount</u>	<u>1.00%</u>
	<u>Decrease (2.65%)</u>	<u>Rate (3.65%)</u>	<u>Increase (4.65%)</u>
State of New Jersey's Proportionate Share of the total Non-Employer OPEB Liability associated with the District	\$179,823,315	\$153,389,892	\$132,166,922

Township of Montgomery School District
Notes to the Financial Statements
June 30, 2024

NOTE 7: ACCOUNTING AND FINANCIAL REPORTING FOR POST-RETIREMENT BENEFITS OTHER THAN PENSIONS - GASB 75 (CONTINUED)

Sensitivity of the Total Non-Employer OPEB Liability to Changes in Healthcare Trends

The following presents the total Non-Employer OPEB liability associated with the District as of June 30, 2023, calculated using the healthcare trend rate as disclosed above as well as what the total Non-Employer OPEB liability would be if it was calculated using a healthcare trend rate that is 1-percentage point lower or 1-percentage point higher than the current rate:

	<u>June 30, 2023</u>		
	<u>1.00%</u> <u>Decrease</u>	<u>Healthcare Cost</u> <u>Trend Rate</u>	<u>1.00%</u> <u>Increase</u>
State of New Jersey's Proportionate Share of the total Non-Employer OPEB Liability associated with the District	\$127,337,259	\$153,389,892	\$187,479,830

OPEB Expense and Deferred Outflows of Resources and Deferred Inflows of Resources Related to Non-Employer OPEB Liability

At June 30, 2023, the State reported deferred outflows of resources and deferred inflows of resources related to retired school employee's Non-Employer OPEB Liability associated with the District from the following sources:

	<u>Deferred</u> <u>Outflow of</u> <u>Resources</u>	<u>Deferred</u> <u>Inflow of</u> <u>Resources</u>
Differences between expected and actual experience	\$ 22,380,025	\$ 40,401,368
Changes of assumptions	21,812,236	42,330,127
Changes in proportion	<u>12,180,606</u>	<u>485,223</u>
	<u>\$ 56,372,867</u>	<u>\$ 83,216,718</u>

Township of Montgomery School District
Notes to the Financial Statements
June 30, 2024

NOTE 7: ACCOUNTING AND FINANCIAL REPORTING FOR POST-RETIREMENT BENEFITS OTHER THAN PENSIONS - GASB 75 (CONTINUED)

OPEB Expense and Deferred Outflows of Resources and Deferred Inflows of Resources Related to Non-Employer OPEB Liability (Continued)

Amounts reported as deferred outflows of resources and deferred inflows of resources related to the State's proportionate share of the total Non-Employer OPEB Liability associated with the District will be recognized in OPEB expense as follows:

Measurement Period Ended <u>June 30,</u>	<u>Amount</u>
2024	(\$5,310,327)
2025	(\$5,310,327)
2026	(\$4,309,335)
2027	(\$1,580,574)
2028	\$1,536,771
Total Thereafter	<u>(\$11,870,057)</u>
	<u><u>(\$26,843,851)</u></u>

In accordance with GASBS No. 75, the District's proportionate share of school retirees OPEB is zero. There is no recognition of the allocation of proportionate share of deferred outflows of resources and deferred inflows of resources in the financial statements.

State Health Benefit Local Education Retired Employee Plan Information

The New Jersey Division of Pension and Benefits issues publicly available reports on the OPEB plan. Those reports may be obtained by writing to the Division of Pension and Benefits, PO Box 295, Trenton, NJ 08625-0295 or on their website at:

<http://www.state.nj.us/treasury/pensions/gasb-notices-opeb.shtml>

NOTE 8: LITIGATION

The Board attorney's letter advises that there is no litigation, pending litigation, claims, contingent liabilities, unasserted claims or assessments or statutory violations which involve the Board of Education and which might materially affect the Board's financial position.

Township of Montgomery School District
Notes to the Financial Statements
June 30, 2024

NOTE 9: CONTINGENCIES

The District receives financial assistance from the State of New Jersey and the U.S. Government in the form of grants. Entitlement to the funds is generally conditional upon compliance with terms and conditions of the grant agreements and applicable regulations, including the expenditure of the funds for eligible purposes. The State and Federal grants received and expended in the 2023-2024 fiscal year were subject to the Uniform Guidance and New Jersey OMB Circular 15-08 which mandates that grant revenues and expenditures be audited in conjunction with the District's annual audit if expenditures for federal or state programs exceed \$750,000. Findings and questioned costs, if any, relative to federal and state financial assistance programs are discussed in the Single Audit Section, Schedule of Findings and Questioned Costs. In addition, all grants and cost reimbursements are subject to financial and compliance audits by the grantors. The District's management does not believe any such audit would result in material amounts of disallowed costs.

NOTE 10: RISK MANAGEMENT

The District is exposed to various risks of loss related to torts; theft of, damage to, and destruction of assets; errors and omissions, injuries to employees; and natural disasters. The District maintains commercial coverage covering each of those risks of loss. The administration believes such coverage is sufficient to preclude any significant uninsured losses to the District. Settled claims have not exceeded this commercial coverage in any of the past three fiscal years.

New Jersey Unemployment Compensation Insurance - The District has elected to fund its New Jersey Unemployment Compensation Insurance under the "Benefit Reimbursement Method". Under this plan, the District is required to reimburse the New Jersey Unemployment Trust Fund for benefits paid to its former employees and charged to its account with the State. The District is billed quarterly for amounts due to the State. The following table is a summary of District contributions, employee contributions, reimbursements to the State for benefits paid and the combined ending balance of the District's Unemployment Compensation Claims Payable and Unemployment Restricted Fund Balance for the current and previous two years:

<u>Fiscal</u> <u>Year</u>		<u>Interest</u> <u>Earned</u>	<u>Board & Employee</u> <u>Contributions</u>	<u>Amount</u> <u>Reimbursed</u>	<u>Ending</u> <u>Balance</u>
2023-24	\$	23,125.99	\$ 190,343.94	\$ 161,341.80	\$ 893,279.08
2022-23		12,658.25	190,186.82	217,094.84	841,150.95
2021-22		1,107.54	240,608.30	169,988.44	855,400.72

Township of Montgomery School District
Notes to the Financial Statements
June 30, 2024

NOTE 11: FUND BALANCE APPROPRIATED – GAAP BASIS

General Fund - Of the \$24,860,296.97 in General Fund Balance at June 30, 2024, \$402,264.11 has been assigned for year-end encumbrances; \$10,025,798.50 has been restricted in the Capital Reserve Account; \$3,482,270.71 has been restricted as maintenance reserve; \$274,988.00 has been restricted as Emergency Reserve; \$413,849.00 has been designated for subsequent year's expenditures; \$3,800,000.00 has been restricted as excess surplus resulting from the year ended June 30, 2023; \$3,462,813.00 has been restricted as excess surplus resulting from the year ended June 30, 2024 which has been adjusted by the (\$737,187.00) in state aid receivable not recognized on a GAAP Basis; \$768,667.43 has been restricted for unemployment claims and \$2,229,646.22 is unassigned.

NOTE 12: CALCULATION OF EXCESS SURPLUS – BUDGETARY BASIS

In accordance with N.J.S.A. 18A:7F-7, as amended by P.L. 2004,c.73 (S1701), the designation for restricted fund balance - excess surplus is a required calculation pursuant to the New Jersey Comprehensive Educational Improvement and Financing Act of 1996 (CEIFA). New Jersey school districts are required to reserve General Fund balance at the fiscal year end of June 30 if they did not appropriate a required minimum amount as budgeted fund balance in their subsequent years' budget. Based on the calculation, the Montgomery School District has \$4,200,000.00 excess fund balance resulting from the year ended June 30, 2024.

General Fund Expenditures	
Fiscal Year Ended June 30, 2024	\$121,366,186.65
Less:	
On-behalf TPAF Pension and Social Security Reimbursement and assets acquired under installment purchases	<u>22,345,525.80</u>
Adjusted General Fund Expenditures	99,020,660.85
Excess Surplus Percentage	<u>2.00%</u>
2% of Adjusted 2023-24 General Fund Expenditures	<u>1,980,413.22</u>
Add: Allowable Adjustments	249,233.00
Maximum Unreserved/Undesignated Fund Balance	2,229,646.22
Actual Unassigned/Undesignated Fund Balance	<u>6,429,646.22</u>
Excess Surplus	<u><u>\$4,200,000.00</u></u>

Township of Montgomery School District
Notes to the Financial Statements
June 30, 2024

NOTE 13: CAPITAL RESERVE ACCOUNT

A capital reserve account was originally established by the Township of Montgomery School District by inclusion of \$100.00 on September 25, 2000, for the accumulation of funds for use as capital outlay expenditures in subsequent fiscal years. The capital reserve account is maintained in the general fund and its activity is included in the general fund annual budget.

Funds placed in the capital reserve account are restricted to capital projects in the district's approved Long Range Facilities Plan (LRFP). Upon submission of the LRFP to the department, a district may increase the balance in the capital reserve by appropriating funds in the annual general fund budget certified for taxes. A district may also appropriate additional amounts when the express approval of the voters has been obtained either by a separate proposal at budget time or by a special question at one of the four special elections authorized pursuant to N.J.S.A. 19:60-2. Pursuant to N.J.A.C. 6A:23A-14.1(g), the balance in the account cannot at any time exceed the local support costs of uncompleted capital projects in its approved LRFP.

The activity of the capital reserve for the year ending June 30, 2024 is as follows:

Beginning balance, July 1, 2024		\$8,366,854.84
Increased by:		
Board resolution dated 06/25/2024	\$2,000,000.00	
Interest	<u>188,943.66</u>	
		<u>2,188,943.66</u>
		\$10,555,798.50
Decreased by:		
Utilized in adopted budget		<u>530,000.00</u>
Ending balance, June 30, 2024		<u><u>\$10,025,798.50</u></u>

Township of Montgomery School District
Notes to the Financial Statements
June 30, 2024

NOTE 14: MAINTENANCE RESERVE

In accordance with N.J.S.A. 18A:7G-13, a Maintenance reserve account was established by the District. The Maintenance reserve account is maintained in the general fund.

A district board of education or board of school estimate, as appropriate, may increase the balance in the maintenance reserve account by appropriating funds in the annual general fund budget certified for taxes.

A district board of education or board of school estimate, as appropriate, may by resolution withdraw such funds from the maintenance reserve account and appropriate into the required maintenance account lines at budget time or any time during the year for use on required maintenance activities for a school facility as reported in the comprehensive maintenance plan pursuant to N.J.A.C. 6A:26A-4.

The district board of education shall ensure that the maintenance reserve account balance does not, at any time, exceed four percent of the replacement cost of the school district's school facilities for the current year. If the account exceeds this maximum amount at June 30, the district board of education shall reserve and designate such excess in the subsequent year's budget.

The activity of the maintenance reserve for the year ending June 30, 2024 is as follows:

Beginning balance, July 1, 2023	\$3,575,823.40
Increased by:	
Board resolution dated 06/25/2024	467,947.31
	<u>\$4,043,770.71</u>
Decreased by:	
Utilized in adopted budget	561,500.00
	<u>561,500.00</u>
Ending balance, June 30, 2024	<u><u>\$3,482,270.71</u></u>

Township of Montgomery School District
Notes to the Financial Statements
June 30, 2024

NOTE 15: EMERGENCY RESERVE

An emergency reserve was established by the Township of Montgomery School District for the accumulation of funds for use as emergency expenditures in subsequent fiscal years. The emergency reserve account is maintained in the general fund and its activity is included in the general fund annual budget. The emergency reserve account is used to fund unanticipated general fund current expense costs and may be established to supplement the reserve in the district's annual budget or through a transfer by board resolution at year end of any unanticipated revenue and unexpended line item appropriation amounts in accordance with N.J.S.A. 18A:7F-41.

The activity of the emergency reserve for the year ending June 30, 2024 is as follows:

Balance June 30, 2023	\$274,984.85
Increased by:	
Interest earned	<u>3.15</u>
Balance June 30, 2024	<u><u>\$274,988.00</u></u>

NOTE 16: DEFERRED COMPENSATION

The District offers its employees a choice of the deferred compensation plans created in accordance with Internal Revenue Code Section 403(b) and 457. The plans permit participants to defer a portion of their salary until future years. Amounts deferred under the plans are not available to employees until termination, retirement, death, or unforeseeable emergency. Since the District does not have any property or rights to the plan assets and no fiduciary relationship exists between the District and the deferred compensation plan, the plan assets are not included in the District's financial statements as of June 30, 2024.

Township of Montgomery School District
Notes to the Financial Statements
June 30, 2024

NOTE 17: INVENTORY

Inventory in the Food Service Fund at June 30, 2024 consisted of the following:

Food and Supplies \$45,669.13

The value of Federal donated commodities as reflected on Schedule A (required by the Single Audit Act amendments of 1996) is the difference between market value and cost of the commodities at the date of purchase and has been included as an item of non-operating revenue in the financial statements.

NOTE 18: INTERFUND RECEIVABLES AND PAYABLES

The following interfund balances remained on the balance sheet at June 30, 2024:

<u>Fund</u>	<u>Interfund Receivable</u>	<u>Interfund Payable</u>
General Fund	\$1,585,744.75	
Special Revenue Fund		<u>\$1,585,744.75</u>
	<u>\$1,585,744.75</u>	<u>\$1,585,744.75</u>

All balances resulted from the time lag between the dates that short-term loans were disbursed and payments between funds were received.

NOTE 19: SUBSEQUENT EVENTS

The District has evaluated subsequent events occurring after the financial statement date through November 19, 2024, which is the date the financial statements were available to be issued. Based upon this evaluation, the District has determined that no subsequent events needed to be disclosed.

REQUIRED SUPPLEMENTARY INFORMATION - Part II

BUDGETARY COMPARISON SCHEDULES

TOWNSHIP OF MONTGOMERY SCHOOL DISTRICT
GENERAL FUND
COMPARATIVE STATEMENTS OF REVENUES, EXPENDITURES AND CHANGES
IN FUND BALANCE - BUDGET AND ACTUAL
FOR THE FISCAL YEAR ENDED JUNE 30, 2024

	ORIGINAL BUDGET	BUDGET TRANSFERS AND AMENDMENTS	FINAL BUDGET	ACTUAL	VARIANCE FAVORABLE/ (UNFAVORABLE)
REVENUES:					
Local Sources:					
Local Tax Levy	\$87,296,224.00		\$87,296,224.00	\$87,296,224.00	\$107,556.40
Tuition from Individuals	140,000.00		140,000.00	247,556.40	68,918.20
Rents and Royalties	190,000.00		190,000.00	258,918.20	744,819.91
Unrestricted Miscellaneous Revenues	200,000.00		200,000.00	944,819.91	2.15
Interest Earned on Emergency Reserve	1.00		1.00	3.15	188,693.66
Interest Earned on Capital Reserve Funds	250.00		250.00	23,125.99	23,125.99
Other Restricted Miscellaneous Revenues					
Total Local Sources	87,826,475.00		87,826,475.00	88,959,591.31	1,133,116.31
State Sources:					
Categorical Transportation Aid	2,393,538.00		2,393,538.00	2,393,538.00	163,593.00
Extraordinary Aid	1,300,000.00		1,300,000.00	1,463,593.00	
Categorical Special Education Aid	5,017,498.00		5,017,498.00	5,017,498.00	
Categorical Security Aid	432,616.00		432,616.00	432,616.00	
Other State Aids	100,000.00		100,000.00	185,640.00	85,640.00
On-behalf TPAF Contributions-non-budgeted				14,707,575.00	14,707,575.00
On-behalf TPAF N.C.G.I.-non-budgeted				167,732.00	167,732.00
Reimbursed TPAF Social Security Contribution-non-budgeted				3,095,379.04	3,095,379.04
Post Retirement Medical-non budgeted				4,048,514.00	4,048,514.00
Long Term Disability Insurance				5,858.00	5,858.00
Total State Sources	9,243,652.00		9,243,652.00	31,517,943.04	22,274,291.04
Federal Sources:					
Medicaid Reimbursement	35,047.00		35,047.00	33,356.76	(1,690.24)
Total Federal Sources	35,047.00		35,047.00	33,356.76	(1,690.24)
Total Revenues	\$97,105,174.00		\$97,105,174.00	\$120,510,891.11	\$23,405,717.11

TOWNSHIP OF MONTGOMERY SCHOOL DISTRICT
GENERAL FUND
COMPARATIVE STATEMENTS OF REVENUES, EXPENDITURES AND CHANGES
IN FUND BALANCE - BUDGET AND ACTUAL
FOR THE FISCAL YEAR ENDED JUNE 30, 2024

	ORIGINAL BUDGET	BUDGET TRANSFERS AND AMENDMENTS	FINAL BUDGET	ACTUAL	VARIANCE FAVORABLE/ (UNFAVORABLE)
EXPENDITURES:					
CURRENT EXPENSE:					
Instruction - Regular Programs:					
Kindergarten	\$1,112,163.00	(\$105,660.00)	\$1,006,503.00	\$1,005,958.44	\$544.56
Grades 1-5	9,508,911.00	(175,953.00)	9,332,958.00	9,305,356.84	27,601.16
Grades 6-8	6,542,703.00	(104,373.00)	6,438,330.00	6,438,108.19	221.81
Grades 9-12	9,240,878.00	(104,142.00)	9,136,736.00	9,110,701.33	26,034.67
Regular programs - home instruction:					
Salaries of teachers	20,000.00	(2,000.00)	18,000.00	15,689.21	2,310.79
Purchased professional educational services	20,000.00		20,000.00	8,750.50	11,249.50
Regular programs - undistributed instruction:					
Purchased technical services	22,600.00	(20,600.00)	2,000.00	1,926.00	74.00
Other purchased services (400 - 500 series)	250,823.00	10,307.00	261,130.00	211,824.60	49,305.40
General supplies	1,723,152.00	(29,438.56)	1,693,713.44	1,578,208.38	115,505.06
Textbooks	383,052.00	1,060.00	384,112.00	339,511.32	44,600.68
Other objects	7,085.00		7,085.00	3,438.45	3,646.55
Total regular programs	28,831,367.00	(530,799.56)	28,300,567.44	28,019,473.26	281,094.18
Instruction - Special Education:					
Learning and/or Language Disabilities:					
Salaries of Teachers	1,099,315.00	(63,871.00)	1,035,444.00	986,275.08	49,168.92
Other salaries for instruction	417,687.00	2,610.00	420,297.00	352,647.26	67,649.74
Other purchased services (400 - 500 series)	600.00		600.00		600.00
General Supplies	35,679.00	(150.00)	35,529.00	17,961.16	17,567.84
Total Learning and/or Language Disabilities	1,553,281.00	(61,411.00)	1,491,870.00	1,356,883.50	134,986.50
Visual Impairments:					
Salaries of Teachers	77,186.00		77,186.00	50,942.16	26,243.84
Total Visual Impairments	77,186.00		77,186.00	50,942.16	26,243.84
Auditory Disabilities:					
Purchased Professional-Educational Services	3,240.00		3,240.00		3,240.00
Total Auditory Impairments	3,240.00		3,240.00		3,240.00
Resource Room / Resource Center:					
Salaries of Teachers	5,850,390.00	(286,035.00)	5,564,355.00	5,101,399.18	462,955.82
Other salaries for instruction	734,185.00	16,046.00	750,231.00	662,640.68	87,590.32
General Supplies	22,886.00		22,886.00	15,067.53	7,818.47
Total Resource Room / Resource Center	\$6,607,461.00	(\$269,989.00)	\$6,337,472.00	\$5,779,107.39	\$558,364.61

TOWNSHIP OF MONTGOMERY SCHOOL DISTRICT
GENERAL FUND
COMPARATIVE STATEMENTS OF REVENUES, EXPENDITURES AND CHANGES
IN FUND BALANCE - BUDGET AND ACTUAL
FOR THE FISCAL YEAR ENDED JUNE 30, 2024

	ORIGINAL BUDGET	BUDGET TRANSFERS AND AMENDMENTS	FINAL BUDGET	ACTUAL	VARIANCE FAVORABLE/ (UNFAVORABLE)
Autism:					
Salaries of Teachers	\$735,790.00	\$99,121.00	\$834,911.00	\$822,335.82	\$12,575.18
Other Salaries for Instruction	28,665.00	7,499.00	36,164.00	35,611.43	553.00
General Supplies	90,990.00	(1,000.00)	89,990.00	88,963.60	1,026.40
Total Autism	855,445.00	105,620.00	961,065.00	946,910.85	14,154.58
Preschool Disabilities - Part - Time:					
Salaries of Teachers	246,495.00		246,495.00	228,449.67	18,045.33
Other Salaries for Instruction	156,765.00		156,765.00	103,366.67	53,398.33
General Supplies	9,373.00		9,373.00	5,111.58	4,261.42
Total Preschool Disabilities - Part - Time	412,633.00		412,633.00	336,927.92	75,705.08
Preschool Disabilities - Full - Time:					
Salaries of Teachers	249,915.00		249,915.00	246,677.80	3,237.20
Other Salaries for Instruction	79,535.00	14,771.00	94,306.00	78,208.93	16,097.07
Total Preschool Disabilities - Full - Time	329,450.00	14,771.00	344,221.00	324,886.73	19,334.27
Home Instruction:					
Salaries of Teachers	50,000.00	2,000.00	52,000.00	20,890.65	31,109.35
Purchased Professional-Educational Services	20,000.00		20,000.00	2,523.00	17,477.00
Total Home Instruction	70,000.00	2,000.00	72,000.00	23,413.65	48,586.35
Total Special Education	9,908,696.00	(209,009.00)	9,699,687.00	8,819,072.20	880,615.23
Basic Skills / Remedial:					
Salaries of Teachers	1,518,146.00	80,977.00	1,599,123.00	1,539,936.15	59,186.85
General Supplies	7,670.00		7,670.00	4,433.38	3,236.62
Total Basic Skills / Remedial	1,525,816.00	80,977.00	1,606,793.00	1,544,369.53	62,423.47
Bilingual Education Instruction:					
Salaries of Teachers	516,025.00	500.00	516,525.00	513,636.05	2,888.95
Other Purchased Services (400-500 series)		1,031.00	1,031.00	1,031.00	
General Supplies	7,755.00	(654.00)	7,101.00	2,608.88	4,492.12
Total Bilingual Education Instruction	523,780.00	\$877.00	524,657.00	517,275.93	7,381.07
School Sponsored Co-Curricular Activities:					
Salaries	487,709.00		487,709.00	474,722.20	12,986.80
Purchased Services (300-500 series)	9,570.00		9,570.00	2,850.25	6,719.75
Supplies and Materials	46,630.00		46,630.00	35,893.33	10,736.67
Other Objects	27,240.00		27,240.00	22,998.50	4,241.50
Total School Sponsored Co-Curricular Activities	\$571,149.00		\$571,149.00	\$536,464.28	\$34,684.72

TOWNSHIP OF MONTGOMERY SCHOOL DISTRICT

GENERAL FUND

COMPARATIVE STATEMENTS OF REVENUES, EXPENDITURES AND CHANGES

IN FUND BALANCE - BUDGET AND ACTUAL

FOR THE FISCAL YEAR ENDED JUNE 30, 2024

	ORIGINAL BUDGET	BUDGET TRANSFERS AND AMENDMENTS	FINAL BUDGET	ACTUAL	VARIANCE FAVORABLE/ (UNFAVORABLE)
School Sponsored Athletics:					
Salaries	\$873,218.00	\$83,202.00	\$956,420.00	\$850,387.37	\$106,032.63
Purchased Services (300-500 Series)	168,500.00	22,000.00	190,500.00	121,347.82	69,152.18
Supplies and Materials	116,000.00	(2,475.00)	113,525.00	102,148.06	11,376.94
Other Objects	41,000.00		41,000.00	35,835.60	5,164.40
Total School Sponsored Athletics	1,198,718.00	102,727.00	1,301,445.00	1,109,718.85	191,726.15
Other Instructional Programs Instruction:					
Salaries	12,540.00	2,473.00	15,013.00	14,030.45	982.55
Total Other Instructional Programs Instruction	12,540.00	2,473.00	15,013.00	14,030.45	982.55
Total Other Instructional Programs	3,832,003.00	187,054.00	4,019,057.00	3,721,859.04	297,197.96
Total - Instruction	42,572,066.00	(552,754.56)	42,019,311.44	40,560,404.50	1,458,907.37
Undistributed Expenditures:					
Instruction:					
Tuition to Other LEA's within the State - Regular		20,355.00	20,355.00	19,599.70	755.30
Tuition to Other LEA's within the State - Special	1,182,481.00	(144,577.00)	1,037,904.00	787,805.94	250,098.06
Tuition to County Vocational School District - Regular	88,880.00	(14,553.00)	74,327.00	55,513.00	18,614.00
Tuition to County Vocational School District - Sp Ed	66,077.00	(65,136.00)	941.00		941.00
Tuition to CSSD & Regional Day Schools	74,872.00	120,637.00	195,509.00	195,509.00	
Tuition to Private Schools for the Handicapped w/in State	1,857,382.00	(257,897.00)	1,599,485.00	901,166.42	698,318.58
Tuition - Other	459,440.51	(20,000.00)	439,440.51	308,178.65	131,261.86
Total Undistributed Expenditures - Instruction	3,728,932.51	(361,171.00)	3,367,761.51	2,267,772.71	1,099,988.80
Health Services:					
Salaries	876,289.00	(26,936.00)	851,353.00	844,088.73	7,264.27
Purchased Professional and Technical Services	318,250.00	88,814.00	407,064.00	398,093.49	8,970.51
Other Purchased Services	2,750.00	(1,925.00)	825.00		
Supplies and Materials	42,561.00	15,675.92	58,236.92	33,797.42	24,439.50
Total Health Services	1,241,850.00	75,628.92	1,317,478.92	1,276,804.64	40,674.28
Other Support Services - Speech, OT, PT & Related Services:					
Salaries	1,320,594.00	(16,652.00)	1,303,942.00	1,301,839.21	2,102.79
Purchased Professional - Educational Services	168,742.62	217,652.00	386,394.62	353,809.83	32,584.79
Supplies and Materials	25,435.00	(6,578.92)	18,856.08	18,856.08	
Total Other Support Services - Speech, OT, PT & Related Services	\$1,514,771.62	\$194,421.08	\$1,709,192.70	\$1,674,505.12	\$34,687.58

TOWNSHIP OF MONTGOMERY SCHOOL DISTRICT

GENERAL FUND

COMPARATIVE STATEMENTS OF REVENUES, EXPENDITURES AND CHANGES

IN FUND BALANCE - BUDGET AND ACTUAL

FOR THE FISCAL YEAR ENDED JUNE 30, 2024

	ORIGINAL BUDGET	BUDGET TRANSFERS AND AMENDMENTS	FINAL BUDGET	ACTUAL	VARIANCE FAVORABLE/ (UNFAVORABLE)
Other Support Services - Students - Extra Services					
Salaries	\$1,652,526.00	\$84,651.00	\$1,737,177.00	\$1,718,910.40	\$18,266.60
Purchased Professional - Educational Services	554,500.00	64,216.00	618,716.00	517,646.12	101,069.88
Total Other Support Services - Students - Extra Services	2,207,026.00	148,867.00	2,355,893.00	2,236,556.52	119,336.48
Guidance:					
Salaries of Other Professional Staff	1,967,310.00	13,529.00	1,980,839.00	1,980,268.57	570.43
Salaries of Secretarial and Clerical Assistants	160,235.00	(5,115.00)	155,120.00	155,119.23	0.77
Purchased Professional - Educational Services	21,050.00	(1,959.00)	19,091.00	17,111.70	1,979.30
Other Purchased Professional and Tech Services	49,440.00	(909.00)	48,531.00	48,310.00	221.00
Other Purchased Services	6,643.00	(1,585.00)	5,058.00	4,426.32	631.68
Supplies and Materials	14,500.00	(4,860.00)	9,740.00	7,695.71	2,044.29
Other Objects	420.00		420.00	330.00	90.00
Total Guidance	2,219,698.00	(899.00)	2,218,799.00	2,213,261.53	5,537.47
Child Study Teams:					
Salaries of Other Professional Staff	1,579,757.00	(8,569.00)	1,571,188.00	1,556,277.84	14,910.16
Salaries of Secretarial and Clerical Assistants	311,010.00	912.00	311,922.00	303,590.81	8,331.19
Salaries of ABA In Home Therapy	2,500.00	157.00	2,657.00	2,280.00	377.00
Purchased Professional Educational Services	55,000.00	30,000.00	85,000.00	60,715.00	24,285.00
Other Purchased Services (400-500 series)	20,525.00		20,525.00	6,394.32	14,130.68
Supplies and Materials	30,358.00		30,358.00	25,568.85	4,789.15
Total Child Study Teams	1,999,150.00	22,500.00	2,021,650.00	1,954,826.82	66,823.18
Improvement of Instruction Services					
Other Support Services - Instructional Staff:					
Salaries of Supervisors of Instruction	286,843.00	(41,695.00)	245,148.00	234,394.64	10,753.36
Salaries of Other Professional Staff	135,368.00	(7,700.00)	127,668.00	97,892.00	29,776.00
Salaries of Secretarial and Clerical Assts.	94,541.00	(15,424.00)	79,117.00	38,310.96	40,806.04
Purchased Prof. and Tech. Services	400.00		400.00	400.00	
Other Purchased Services (400-500)	10,895.00		10,895.00	5,691.38	5,203.62
Supplies and materials	44,300.00	2,000.00	46,300.00	42,963.54	3,336.46
Other Objects	34,500.00		34,500.00	32,982.00	1,518.00
Total Improvement of Instruction Services /					
Other Support Services - Instructional Staff	606,847.00	(62,819.00)	544,028.00	452,634.52	91,393.48
Educational Media Services / School Library:					
Salaries	916,416.00	(177,625.00)	738,791.00	642,350.37	96,440.63
Salaries of Technological Coordinators		176,336.92	176,336.92	176,333.20	3.72
Purchased Professional and Technical Services	7,500.00	(1,119.70)	6,380.30	6,380.30	
Other Purchased Services (400-500 Series)	1,500.00	(1,500.00)			
Supplies and materials	117,394.00	(250.00)	117,144.00	108,838.48	8,305.52
Total Educational Media Services / School Library	\$1,042,810.00	(\$4,157.78)	\$1,038,652.22	\$933,902.35	\$104,749.87

TOWNSHIP OF MONTGOMERY SCHOOL DISTRICT
GENERAL FUND
COMPARATIVE STATEMENTS OF REVENUES, EXPENDITURES AND CHANGES
IN FUND BALANCE - BUDGET AND ACTUAL
FOR THE FISCAL YEAR ENDED JUNE 30, 2024

	ORIGINAL BUDGET	BUDGET TRANSFERS AND AMENDMENTS	FINAL BUDGET	ACTUAL	VARIANCE FAVORABLE/ (UNFAVORABLE)
Instructional Staff Training Services:					
Salaries of Supervisors of Instruction Summer Hours	\$631,446.00	\$67,979.00	\$699,425.00	\$697,115.78	\$2,309.22
Salaries of Other Professional Staff	51,130.00	(21,280.00)	29,850.00	17,270.00	12,580.00
Salaries of Secretarial and Clerical Assistants	16,194.00	225.00	16,419.00	16,418.88	0.12
Other Purchased Professional - Educational Services	70,810.00	3,000.00	73,810.00	35,143.50	38,666.50
Other Purchased Services (400- 500)	44,177.00		44,177.00	15,187.17	28,989.83
Supplies and materials	6,100.00		6,100.00	1,473.34	4,626.66
Total Instructional Staff Training Services	819,857.00	49,924.00	869,781.00	782,608.67	87,172.33
Support Services General Administration:					
Salaries	829,888.00	62,754.00	892,642.00	892,641.34	0.66
Legal Services	114,000.00	46,287.00	160,287.00	160,287.00	
Expenditure and Internal Control Audit Fees	70,000.00	(1,000.00)	69,000.00	69,000.00	
Architectural/Engineering Services	7,500.00	2,000.00	9,500.00	9,500.00	
Other Purchased Professional Services	11,700.00	1,403.00	13,103.00	13,103.00	
Communications / Telephone	192,760.00	12,030.00	204,790.00	202,060.59	2,729.41
Board Travel Expense	4,000.00	2,568.00	6,568.00	5,079.22	1,488.78
Miscellaneous Expenditures	556,605.00	(97,902.00)	458,703.00	456,652.12	2,050.88
General Supplies	8,550.00	(5,000.00)	3,550.00	2,278.31	1,271.69
BOE In- House Training/ Meeting Supplies	1,000.00	(135.00)	865.00	289.91	595.09
Miscellaneous Expenditures	15,950.00	(6,000.00)	9,950.00	9,082.46	867.54
BOE Membership Dues and Fees	24,000.00	3,195.00	27,195.00	27,195.00	
Total Support Services General Administration	1,835,953.00	20,200.00	1,856,153.00	1,847,148.95	9,004.05
Support Services School Administration:					
Salaries of Principals / Asst. Principals	1,915,691.00	(9,335.00)	1,906,356.00	1,902,020.54	4,335.46
Salaries of Other Professionals	872,394.00	(1,660.00)	870,734.00	864,049.55	6,684.45
Salaries of Secretarial and Clerical Assistants	842,995.00	16,544.00	859,539.00	856,582.50	2,956.50
Other Purchased Services(400-500 series)	35,800.00	(4,748.00)	31,052.00	11,440.74	19,611.26
Supplies and Materials	42,922.00	(400.00)	42,522.00	32,304.89	10,217.11
Other Objects	3,867.00	(2,000.00)	1,867.00	1,432.96	434.04
Total Support Services School Administration	\$3,713,669.00	(\$1,599.00)	\$3,712,070.00	\$3,667,831.18	\$44,238.82

TOWNSHIP OF MONTGOMERY SCHOOL DISTRICT
GENERAL FUND
COMPARATIVE STATEMENTS OF REVENUES, EXPENDITURES AND CHANGES
IN FUND BALANCE - BUDGET AND ACTUAL
FOR THE FISCAL YEAR ENDED JUNE 30, 2024

	ORIGINAL BUDGET	BUDGET TRANSFERS AND AMENDMENTS	FINAL BUDGET	ACTUAL	VARIANCE FAVORABLE/ (UNFAVORABLE)
Central Service:					
Salaries	\$926,880.00	(\$35,806.00)	\$891,074.00	\$888,009.78	\$3,064.22
Other Purchase Professional Service	166,266.00	51,897.00	218,163.00	200,095.70	18,067.30
Misc. Purch Services (400-500)	31,550.00	(7,235.00)	24,315.00	11,399.76	12,915.24
Supplies and Materials	35,500.00	246.00	35,746.00	20,249.75	15,496.25
Interest on Lease Purchase Agreements	9,957.00		9,957.00	9,956.31	0.69
Miscellaneous Expenditures	7,180.00	1,255.00	8,435.00	8,064.00	371.00
Total Central Service	1,177,333.00	10,357.00	1,187,690.00	1,137,775.30	49,914.70
Administrative Information Technology:					
Salaries	41,907.00		41,907.00	41,905.44	1.56
Purchased Technical Services	327,763.76	(21,636.00)	306,127.76	300,124.64	6,003.12
Other Purchased Services	2,500.00	(2,500.00)			
Supplies and Materials	5,300.00		5,300.00	1,112.88	4,187.12
Total Administrative Information Technology	377,470.76	(24,136.00)	353,334.76	343,142.96	10,191.80
Required Maintenance for School Facilities:					
Salaries	614,095.00	(27,158.00)	586,937.00	585,768.88	1,168.12
Cleaning, Repair and Maintenance Services	1,258,094.56	(147,020.76)	1,111,073.80	832,321.08	278,752.72
General Supplies	170,201.02	17,584.86	187,785.88	173,580.66	14,205.22
Total Required Maintenance for School Facilities	2,042,390.58	(156,593.90)	1,885,796.68	1,591,670.62	294,126.06
Custodial Services:					
Salaries	2,402,339.00	(186,011.00)	2,216,328.00	2,191,779.68	24,548.32
Salaries of Non-Instructional Aides	424,116.00	7,130.00	431,246.00	411,836.62	19,409.38
Purchased Professional and Technical Services	22,650.00	(3,000.00)	19,650.00	7,263.00	12,387.00
Cleaning, Repair and Maintenance Services	124,700.00	(17,500.00)	107,200.00	100,158.19	7,041.81
Other Purchased Property Services	207,000.00	19,500.00	226,500.00	226,473.09	26.91
Insurance	865,078.00	18,698.00	883,776.00	883,659.50	116.50
General Supplies	160,567.76	21,863.90	182,431.66	180,867.54	1,364.12
Energy (Natural Gas)	530,300.00	(11,980.00)	518,320.00	516,821.86	1,498.14
Energy (Heat and Electricity)	1,469,600.00	153,980.00	1,623,580.00	1,622,739.24	840.76
Other Objects	5,000.00	4,000.00	9,000.00	8,367.44	632.56
Total Custodial Services	6,211,350.76	6,480.90	6,217,831.66	6,149,966.16	67,865.50
Care and Upkeep of Grounds:					
Salaries	277,235.00	597.00	277,832.00	265,586.01	12,245.99
Cleaning, Repair And Maintenance	99,000.00	1,903.00	100,903.00	93,669.09	7,233.91
General Supplies	63,606.48		63,606.48	51,286.96	12,319.52
Total Care and Upkeep of Grounds	\$439,841.48	\$2,500.00	\$442,341.48	\$410,542.06	\$31,799.42

TOWNSHIP OF MONTGOMERY SCHOOL DISTRICT
GENERAL FUND
COMPARATIVE STATEMENTS OF REVENUES, EXPENDITURES AND CHANGES
IN FUND BALANCE - BUDGET AND ACTUAL
FOR THE FISCAL YEAR ENDED JUNE 30, 2024

	ORIGINAL BUDGET	BUDGET TRANSFERS AND AMENDMENTS	FINAL BUDGET	ACTUAL	VARIANCE FAVORABLE/ (UNFAVORABLE)
Security:					
Salaries	\$345,031.00	\$9,206.00	\$354,237.00	\$350,903.27	\$3,333.73
Purchased Professional and Technical Services	40,700.00	7,727.00	48,427.00	31,165.53	17,261.47
Cleaning, Repair, and Maintenance Services	17,524.00	408.00	17,932.00	17,931.80	0.20
General Supplies	725.00		725.00	33.18	691.82
Total Security	\$403,980.00	\$17,341.00	\$421,321.00	\$400,033.78	\$21,287.22
Student Transportation Services:					
Salaries of Non-Instructional Aides	293,260.00	(10,655.00)	282,605.00	268,205.43	14,399.57
Salaries for Pupil Transportation (Between Home and School) - Regular	1,947,172.00	22,958.00	1,970,130.00	1,940,289.20	29,840.80
Salaries for Pupil Transportation (Between Home and School) - Special	295,639.00	1,810.00	297,449.00	287,545.27	9,903.73
Salaries (Other than H & S)	267,073.00	(17,243.00)	249,830.00	236,587.00	\$13,243.00
Transportation- Other Purchased Prof & Tech	70,485.00	19,000.00	89,485.00	80,886.72	8,598.28
Cleaning, Repair and Maintenance Services	50,000.00	(10,000.00)	40,000.00	13,473.19	26,526.81
Lease Payments	360,006.00		360,006.00	353,947.40	6,058.60
Contracted Services - Aid in Lieu Payments-NonPub Sch	400,000.00	28,000.00	428,000.00	427,655.48	344.52
Contracted Services - Aid in Lieu Payments-Charter Sch	5,000.00	(1,000.00)	4,000.00	2,330.00	1,670.00
Contracted Services (Aetween Home & School) - Vendors	828,300.00	4,630.00	832,930.00	831,001.63	1,928.37
Contracted Services (Other than Between Home and School) - Vendors	72,000.00	46,060.00	118,060.00	101,785.18	16,274.82
Contracted Services (Spec. Ed. Students) - Joint Agreements	22,000.00	(21,150.00)	850.00	777.60	72.40
Contracted Services -(Spec.Ed. Students) - ESCs & CTSA's	1,332,000.00	(172,517.00)	1,159,483.00	1,096,047.97	63,435.03
Miscellaneous Purchased Services - Transportation	1,800.00		1,800.00	1,111.35	688.65
General Supplies	4,350.00		4,350.00	2,214.15	2,135.85
Transportation Supplies	467,600.00	148,747.00	616,347.00	572,117.89	44,229.11
Other Objects	5,050.00	2,200.00	7,250.00	6,411.85	838.15
Total Student Transportation Services	\$6,421,735.00	\$40,840.00	\$6,462,575.00	\$6,222,387.31	\$240,187.69

TOWNSHIP OF MONTGOMERY SCHOOL DISTRICT
GENERAL FUND
COMPARATIVE STATEMENTS OF REVENUES, EXPENDITURES AND CHANGES
IN FUND BALANCE - BUDGET AND ACTUAL
FOR THE FISCAL YEAR ENDED JUNE 30, 2024

	ORIGINAL BUDGET	BUDGET TRANSFERS AND AMENDMENTS	FINAL BUDGET	ACTUAL	VARIANCE FAVORABLE/ (UNFAVORABLE)
Unallocated Benefits - Employee Benefits:					
Group Insurance	\$51,800.00	(\$116.00)	\$51,684.00	\$51,094.41	\$589.59
Social Security Contributions	1,228,871.00	63,387.00	1,292,258.00	1,292,254.12	3.88
Other Retirement Contributions - PERS	1,760,000.00	66,650.00	1,826,650.00	1,826,603.03	46.97
Other Retirement Contributions - Regular	25,000.00	(14,400.00)	10,600.00	10,580.19	19.81
Workmen's Compensation	620,006.00	30,062.00	650,068.00	650,067.33	0.67
Health Benefits	18,172,661.00	338,738.00	18,511,399.00	17,430,753.92	1,080,645.08
Tuition Reimbursements	168,000.00	3,042.00	171,042.00	152,406.94	18,635.06
Other Employee Benefits	496,000.00	(3,042.00)	492,958.00	426,461.44	66,496.56
Total Unallocated Benefits - Employee Benefits	22,522,338.00	484,321.00	23,006,659.00	21,840,221.38	1,166,437.62
On-Behalf TPAF Contributions (Non-Budgeted):					
On-behalf TPAF Contributions-non-budgeted				14,707,575.00	(14,707,575.00)
On-behalf TPAF N.C.G.I.-non-budgeted				167,732.00	(167,732.00)
Post Retirement Medical-non budgeted				4,048,514.00	(4,048,514.00)
Reimbursed TPAF Social Security Contribution-non-budgeted				3,095,379.04	(3,095,379.04)
Long Term Disability Insurance				5,858.00	(5,858.00)
Total TPAF Pension/Social Security				22,025,058.04	(22,025,058.04)
Total Undistributed Expenditures	60,527,003.71	462,005.22	60,989,008.93	79,428,650.62	(18,439,641.69)
Interest Earned on Current Expense Emergency Reserve	1.00		1.00		1.00
Total General Current Expense	1.00		1.00		1.00
TOTAL EXPENDITURES - CURRENT EXPENSE	\$103,099,070.71	(\$90,749.34)	\$103,008,321.37	\$119,989,055.12	(\$16,980,733.32)
CAPITAL OUTLAY:					
Equipment:					
Grades 1-5		\$5,000.00	\$5,000.00	\$4,902.89	\$97.11
Grades 9-12 - Equipment	\$26,600.00	1,807.00	28,407.00	28,406.48	0.52
Undistributed Expenditures - Instruction	25,000.00	52,286.34	77,286.34	77,104.39	181.95
School Administration	11,130.00	5,200.00	16,330.00	15,653.27	676.73
Undistributed-Admin. Info Technology		23,171.00	23,171.00	23,171.00	
Undistributed-Req. Maint. For Schools	123,000.00	19,620.00	142,620.00	33,447.67	109,172.33
Undistributed-Custodial Services	19,120.25	(14,000.00)	5,120.25	5,120.25	
Undist. Expend.-Student Trans.-Non-Inst. Equip.	32,750.74	(20,840.00)	11,910.74	11,910.74	
School Buses - Regular	118,145.20		118,145.20	118,145.20	
Total Equipment	\$355,746.19	\$72,244.34	\$427,990.53	\$317,861.89	\$110,128.64

TOWNSHIP OF MONTGOMERY SCHOOL DISTRICT
GENERAL FUND
COMPARATIVE STATEMENTS OF REVENUES, EXPENDITURES AND CHANGES
IN FUND BALANCE - BUDGET AND ACTUAL
FOR THE FISCAL YEAR ENDED JUNE 30, 2024

	ORIGINAL BUDGET	BUDGET TRANSFERS AND AMENDMENTS	FINAL BUDGET	ACTUAL	VARIANCE FAVORABLE/ (UNFAVORABLE)
Facilities Acquisition and Construction Services:					
Construction services	\$641,853.24	\$3,952.00	\$645,805.24	\$490,800.61	\$155,004.63
Supplies & Materials	60,040.27	0.00	60,040.27	60,040.27	
Assessment for Debt Service on SDA Funding	158,855.00		158,855.00	158,855.00	
Total Facilities Acquisition and Construction Services	860,748.51	3,952.00	864,700.51	709,695.88	155,004.63
Interest Deposit to Capital Reserve	250.00		250.00		250.00
Assets acquired under installment purchase contracts (non-budgeted)					
Undistributed expenditures:					
Equipment				320,467.76	(320,467.76)
Total assets acq. under inst. purchase contracts (non-budgeted)				320,467.76	(320,467.76)
TOTAL CAPITAL OUTLAY	1,216,744.70	76,196.34	1,292,941.04	1,348,025.53	(55,084.49)
Transfer of funds to charter schools	29,106.00	\$14,553.00	43,659.00	29,106.00	14,553.00
TOTAL EXPENDITURES	\$104,344,921.41		\$104,344,921.41	\$121,366,186.65	(\$17,021,264.81)
Excess (deficiency) of revenues over (under) expenditures	(\$7,239,747.41)		(\$7,239,747.41)	(855,295.54)	6,384,452.30
Other financing sources (uses)					
Prior Year Accounts Receivables Cancelled				(93,708.56)	93,708.56
Proceeds from Installment Purchase Contracts (non-budgeted)				320,467.76	(320,467.76)
Total other financing sources				\$226,759.20	(\$226,759.20)

TOWNSHIP OF MONTGOMERY SCHOOL DISTRICT
GENERAL FUND
COMPARATIVE STATEMENTS OF REVENUES, EXPENDITURES AND CHANGES
IN FUND BALANCE - BUDGET AND ACTUAL
FOR THE FISCAL YEAR ENDED JUNE 30, 2024

	ORIGINAL BUDGET	BUDGET TRANSFERS AND AMENDMENTS	FINAL BUDGET	ACTUAL	VARIANCE FAVORABLE/ (UNFAVORABLE)
Excess of revenues and other financing sources over expenditures and other expenditures and other financing sources	(\$7,239,747.41)		(\$7,239,747.41)	(\$628,536.34)	\$6,157,693.10
Fund balances, July 1	26,226,020.31		26,226,020.31	26,226,020.31	
Fund balances, June 30	\$18,986,272.90		\$18,986,272.90	\$25,597,483.97	\$6,157,693.10
Recapitulation:					
Assigned - year-end encumbrances				\$402,264.11	
Restricted - excess surplus - current year				4,200,000.00	
Restricted - excess surplus - designated for subsequent year's expenditures				3,800,000.00	
Restricted - capital reserve				10,025,798.50	
Restricted - maintenance reserve				3,482,270.71	
Restricted - emergency reserve				274,988.00	
Restricted - unemployment				768,667.43	
Unassigned fund balance				2,229,646.22	
Assigned - designated for subsequent years expenditures				413,849.00	
				\$25,597,483.97	
Reconciliation to governmental funds statements (GAAP):					
Prior Year aid payment not recognized on GAAP basis				(737,187.00)	
Fund balance per governmental funds (GAAP)				\$24,860,296.97	

TOWNSHIP OF MONTGOMERY SCHOOL DISTRICT
BUDGETARY COMPARISON SCHEDULE
SPECIAL REVENUE FUND
FOR FISCAL YEARS ENDED JUNE 30, 2024

	ORIGINAL BUDGET	BUDGET TRANSFERS/ AMENDMENTS	FINAL BUDGET	ACTUAL	VARIANCE FINAL TO ACTUAL
REVENUES:					
State sources	\$141,998.00	(\$35,390.00)	\$106,608.00	\$90,597.65	(\$16,010.35)
Federal sources	1,211,039.00	2,360,041.87	3,571,080.87	3,100,251.66	(470,829.21)
Other sources		1,771,344.54	1,771,344.54	1,214,066.22	(557,278.32)
Total revenues	<u>\$1,353,037.00</u>	<u>\$4,095,996.41</u>	<u>\$5,449,033.41</u>	<u>\$4,404,915.53</u>	<u>(\$1,044,117.88)</u>
EXPENDITURES:					
Instruction:					
Salaries of teachers	\$368,241.00	(\$50,635.08)	\$317,605.92	\$282,709.52	\$34,896.40
Purchased professional & technical services	58,237.00	238,394.00	296,631.00	133,134.01	163,496.99
Other purchased services		19,016.79	19,016.79	18,004.42	1,012.37
Tuition	767,825.00	71,260.00	839,085.00	839,085.00	
General supplies	68,779.00	386,134.12	454,913.12	295,195.12	159,718.00
Textbooks	14,982.00	(3,709.00)	11,273.00	8,330.09	2,942.91
Total instruction	<u>1,278,064.00</u>	<u>660,460.83</u>	<u>1,938,524.83</u>	<u>1,576,458.16</u>	<u>362,066.67</u>
Support services:					
Other salaries	74,973.00	(39,702.00)	35,271.00	11,232.36	24,038.64
Purchased professional & technical services		462,957.25	462,957.25	404,115.00	58,842.25
Personal services - employee benefits		31,040.87	31,040.87	25,252.88	5,787.99
Other purchased services		849,364.01	849,364.01	820,502.27	28,861.74
Supplies and materials		432,442.44	432,442.44	413,235.42	19,207.02
Student activities		1,675,426.09	1,675,426.09	1,148,154.21	527,271.88
Scholarships		24,006.92	24,006.92	4,500.00	19,506.92
Total support services	<u>74,973.00</u>	<u>3,435,535.58</u>	<u>3,510,508.58</u>	<u>2,826,992.14</u>	<u>683,516.44</u>
Total expenditures	<u>\$1,353,037.00</u>	<u>\$4,095,996.41</u>	<u>\$5,449,033.41</u>	<u>4,403,450.30</u>	<u>\$1,045,583.11</u>
Excess/(Deficiency) of Revenues Over/ (under) Expenditures and Other Financing Sources/(Uses)				1,465.23	(1,465.23)
Fund Balance, July 1				<u>545,313.57</u>	
Fund Balance, June 30				<u>\$546,778.80</u>	
Recapitulation of Balance:					
Restricted:					
Scholarships				\$19,506.92	
Student Activities				<u>527,271.88</u>	
Total Fund Balance				<u>\$546,778.80</u>	

TOWNSHIP OF MONTGOMERY SCHOOL DISTRICT
BUDGETARY COMPARISON SCHEDULE
BUDGET TO GAAP RECONCILIATION
NOTE TO REQUIRED SUPPLEMENTARY INFORMATION
FOR THE FISCAL YEAR ENDED JUNE 30, 2024

	<u>GENERAL FUND</u>	<u>SPECIAL REVENUE FUND</u>
Sources/inflows of resources		
Actual amounts (budgetary) "revenues" from the budgetary comparison schedules	\$120,510,891.11	\$4,404,915.53
Difference - budget to GAAP Grant accounting budgetary basis differs from GAAP in that encumbrances are recognized as expenditures, and related revenue is recognized.		(185,538.52)
State aid payment recognized for GAAP statements in the current year, previously recognized for budgetary purposes.	647,969.00	
State aid payment recognized for budgetary purposes, not recognized for GAAP statements until the subsequent year.	<u>(737,187.00)</u>	
Total revenues as reported on the statement of revenues, expenditures and changes in fund balances - governmental funds.	<u>\$120,421,673.11</u>	<u>\$4,219,377.01</u>
Uses/outflows of resources		
Actual amounts (budgetary basis) "total outflows" from the budgetary comparison schedules	<u>\$121,366,186.65</u>	<u>\$4,497,158.86</u>
Difference - budget to GAAP Encumbrances for supplies and equipment ordered but not received are reported in the year the order is placed for budgetary purposes, but in the year the supplies are received for financial purposes		<u>(185,538.52)</u>
Total expenditures as reported on the statement of revenues, expenditures and changes in fund balances - governmental funds.	<u>\$121,366,186.65</u>	<u>\$4,311,620.34</u>

REQUIRED SUPPLEMENTARY INFORMATION - PART III

SCHEDULES RELATED TO ACCOUNTING AND REPORTING FOR PENSION (GASB 68)

TOWNSHIP OF MONTGOMERY SCHOOL DISTRICT
SCHEDULE OF THE DISTRICT'S PROPORTIONATE SHARE OF THE NET PENSION LIABILITY
PUBLIC EMPLOYEES RETIREMENT SYSTEM
LAST TEN YEARS

Measurement Date Ending June 30,	District's Proportion of the Net Pension Liability (Asset)	District's Proportionate Share of the Net Pension Liability (Asset)	District's Covered-Employee Payroll	District's Proportion of the Net Pension Liability (Asset) as a Percentage of It's Covered- Employee Payroll	Plan Fiduciary Net Position as a Percentage of the Total Pension Liability
2014	0.1114806015%	\$ 20,872,218	\$ 7,725,867.00	270.16%	52.08%
2015	0.1142764517%	25,652,773	8,083,793.00	317.34%	47.92%
2016	0.1232733687%	36,510,036	8,477,608.00	430.66%	40.14%
2017	0.1218354149%	28,361,337	8,331,825.00	340.40%	44.10%
2018	0.1210735800%	23,838,784	8,260,521.00	288.59%	53.60%
2019	0.1243288004%	22,402,164	8,866,797.00	252.65%	56.27%
2020	0.1255407056%	20,472,406	9,228,470.00	221.84%	58.32%
2021	0.1302078280%	15,425,069	9,188,456.00	167.87%	70.33%
2022	0.1281935320%	19,346,169	10,065,728.00	192.20%	62.91%
2023	0.1360917997%	19,712,045	10,744,173.00	183.47%	65.23%

TOWNSHIP OF MONTGOMERY SCHOOL DISTRICT
 SCHEDULE OF THE DISTRICT'S CONTRIBUTIONS
 PUBLIC EMPLOYEES RETIREMENT SYSTEM
 LAST TEN YEARS

Fiscal Year Ending June 30,	Contractually Required Contribution	Contributions in Relation to the Contractually Required Contributions	Contribution Deficiency (Excess)	District's Covered- Employee Payroll	Contributions as a Percentage of Covered- Employee Payroll
2015	\$ 982,471	\$ 982,471	\$ -0-	8,083,793.00	12.15%
2016	1,095,143	1,095,143	-0-	8,477,608.00	12.92%
2017	1,128,675	1,128,675	-0-	8,331,825.00	13.55%
2018	1,204,291	1,204,291	-0-	8,260,521.00	14.58%
2019	1,209,353	1,209,353	-0-	8,866,797.00	13.64%
2020	1,373,352	1,373,352	-0-	9,228,470.00	14.88%
2021	1,524,885	1,524,885	-0-	9,188,456.00	16.60%
2022	1,616,582	1,616,582	-0-	10,065,728.00	16.06%
2023	1,818,905	1,818,905	-0-	10,744,173.00	16.93%
2024	1,855,282	1,855,282	-0-	11,418,034.00	16.25%

TOWNSHIP OF MONTGOMERY SCHOOL DISTRICT
SCHEDULE OF THE DISTRICT'S PROPORTIONATE SHARE OF THE NET PENSION LIABILITY
TEACHERS PENSION AND ANNUITY FUND
LAST TEN YEARS

Measurement Date Ending June 30,	District's Proportion of the Net Pension Liability (Asset)	District's Proportionate Share of the Net Pension Liability (Asset)	State's Proportionate Share of the Net Pension Liability associated with the District	District's Covered-Employee Payroll	District's Proportionate Share of the Net Pension Liability (Asset) as a percentage of It's Covered-Employee Payroll	State's Proportionate Share of the Total Net Pension Liability associated with the District as a percentage of the District's Covered-Employee Payroll	Plan Fiduciary Net Position as a Percentage of the Total Pension Liability
2014	0.3306079318%	\$	\$	32,649,115.00	-0-	541.21%	33.64%
2015	0.3289919692%		176,699,179.00	32,824,471.00	-0-	633.48%	28.71%
2016	0.3286443249%		207,936,973.00	33,691,031.00	-0-	767.36%	22.33%
2017	0.3287868926%		258,532,551.00	35,898,849.00	-0-	617.51%	25.41%
2018	0.3335417860%		221,679,979.00	36,460,290.00	-0-	581.98%	26.49%
2019	0.3424855045%		212,192,120.00	37,111,250.00	-0-	566.37%	26.95%
2020	0.3415797570%		210,186,587.00	39,484,559.00	-0-	569.66%	24.60%
2021	0.3398188651%		224,926,160.00	40,683,839.00	-0-	401.56%	35.52%
2022	0.3542669616%		163,368,560.00	41,254,863.00	-0-	443.06%	32.29%
2023	0.3555187852%		182,781,969.00	41,287,628.00	-0-	439.43%	34.68%
			181,430,727.00				

TOWNSHIP OF MONTGOMERY SCHOOL DISTRICT
NOTES TO REQUIRED SUPPLEMENTARY INFORMATION PART III
FOR THE FISCAL YEAR ENDED JUNE 30, 2024

PUBLIC EMPLOYEES RETIREMENT SYSTEM (PERS)

Change in benefit terms:

None

Change in assumptions:

The following assumptions were used in calculating the net pension liability in their respective accounting periods:

Measurement Date Ending <u>June 30,</u>	Discount <u>Rate</u>	Long-Term Expected Rate of <u>Return</u>	Actuarial Experience <u>Study Period</u>
2023	7.00%	7.00%	07/01/18-06/30/21
2022	7.00%	7.00%	07/01/18-06/30/21
2021	7.00%	7.00%	07/01/14-06/30/18
2020	7.00%	7.00%	07/01/14-06/30/18
2019	6.28%	7.00%	07/01/14-06/30/18
2018	5.66%	7.00%	07/01/11-06/30/14
2017	5.00%	7.00%	07/01/11-06/30/14
2016	3.98%	7.65%	07/01/11-06/30/14
2015	4.90%	7.90%	07/01/08-06/30/11
2014	5.39%	7.90%	07/01/08-06/30/11

TEACHERS PENSION AND ANNUITY FUND (TPAF)

Change in benefit terms:

None

Change in assumptions:

The following assumptions were used in calculating the net pension liability in their respective accounting periods:

Measurement Date Ending <u>June 30,</u>	Discount <u>Rate</u>	Long-Term Expected Rate of <u>Return</u>	Actuarial Experience <u>Study Period</u>
2023	7.00%	7.00%	07/01/18-06/30/21
2022	7.00%	7.00%	07/01/18-06/30/21
2021	7.00%	7.00%	07/01/15-06/30/18
2020	5.40%	7.00%	07/01/15-06/30/18
2019	5.60%	7.00%	07/01/15-06/30/18
2018	4.86%	7.00%	07/01/12-06/30/15
2017	4.25%	7.00%	07/01/12-06/30/15
2016	3.22%	7.65%	07/01/12-06/30/15
2015	4.13%	7.90%	07/01/09-06/30/12
2014	4.68%	7.90%	07/01/09-06/30/12

REQUIRED SUPPLEMENTARY INFORMATION - PART IV

**SCHEDULE RELATED TO ACCOUNTING AND REPORTING FOR POSTEMPLOYMENT BENEFITS OTHER THAN
PENSIONS (GASB 75)**

TOWNSHIP OF MONTGOMERY SCHOOL DISTRICT
SCHEDULE OF CHANGES IN THE DISTRICT'S
TOTAL OPEB LIABILITY AND RELATED RATIOS
LAST SEVEN YEARS

	Measurement Date Ended June 30,					
	2023	2022	2021	2020	2019	2017
Balance at 6/30	\$146,668,410	\$174,349,306	\$190,763,547	\$111,599,689	\$120,981,415	\$151,402,507
Changes for the year:						
Service cost	7,278,464	9,506,526	10,978,147	5,818,006	5,654,823	7,528,604
Interest	5,402,204	3,886,875	4,522,805	4,053,712	4,837,110	4,485,113
Changes of benefit terms			(185,574)			
Differences between expected and actual experience	(2,195,690)	1,997,372	(28,454,551)	37,667,571	(18,214,407)	(14,189,622)
Changes in assumptions or other inputs	309,171	(39,345,117)	172,009	34,845,945	1,663,946	(13,893,223)
Membership Contributions	138,439	123,512	115,626	100,660	101,549	111,807
Benefit payments - Net	(4,211,106)	(3,850,064)	(3,562,703)	(3,321,036)	(3,425,747)	(3,259,497)
Net changes	6,721,482	(27,680,896)	(16,414,241)	79,164,858	(9,382,726)	(10,677,191)
Balance at 6/30	\$153,389,892	\$146,668,410	\$174,349,306	\$190,763,547	\$111,598,689	\$140,725,316
Covered Employee Payroll	52,031,801	51,320,591	49,872,295	48,713,029	48,351,356	44,230,674
District's Proportionate Share of the Total Non-Employer OPEB Liability as a percentage of the District's Covered Employee Payroll	-0-	-0-	-0-	-0-	-0-	-0-
State's Proportionate Share of the Total Non-Employer OPEB Liability associated with the District as a percentage of the District's Covered Employee Payroll	294.80%	285.79%	349.69%	391.61%	230.81%	318.16%

Note: Schedule is intended to show ten year trend. Additional years will be reported as they become available.

TOWNSHIP OF MONTGOMERY SCHOOL DISTRICT
NOTES TO REQUIRED SUPPLEMENTARY INFORMATION PART IV
FOR THE FISCAL YEAR ENDED JUNE 30, 2024

Change in benefit terms:

None

Change in assumptions:

The following assumptions were used in calculating the net OPEB liability
in their respective accounting periods:

Measurement Date Ending	Discount
<u>June 30,</u>	<u>Rate</u>
2023	3.65%
2022	3.54%
2021	2.16%
2020	2.21%
2019	3.50%
2018	3.87%

OTHER SUPPLEMENTARY INFORMATION

SPECIAL REVENUE FUND DETAIL STATEMENTS

Special revenue funds are used to account for and report the proceeds of specific revenue sources that are restricted or committed to expenditure for specific purposes other than debt service or capital projects.

TOWNSHIP OF MONTGOMERY SCHOOL DISTRICT
SPECIAL REVENUE FUND
COMBINING SCHEDULE OF REVENUES AND EXPENDITURES
BUDGETARY BASIS
FOR THE FISCAL YEAR ENDED JUNE 30, 2024

	IDEA Basic	IDEA Preschool	Title I	Title II Part A	Title III	Title IV	High Impact Tutoring
REVENUES:							
State sources	\$ 1,013,730.00	\$ 30,295.00	\$ 170,415.98	\$ 72,063.48	\$ 27,312.74	\$ 40,717.92	\$ 107,413.36
Federal sources							
Other sources							
Total revenues	\$ 1,013,730.00	\$ 30,295.00	\$ 170,415.98	\$ 72,063.48	\$ 27,312.74	\$ 40,717.92	\$ 107,413.36
EXPENDITURES:							
Instruction:							
Salaries of teachers	\$	\$ 28,142.00	\$ 148,010.20	\$	\$ 17,855.82	\$ 7,064.00	\$ 87,111.02
Purchased professional & technical services			1,700.00			874.25	
Other purchased services						772.17	
Tuition	839,085.00						
General supplies	32,254.00		9,395.08		132.00	31,517.59	17,032.49
Textbooks							
Total instruction	\$ 871,339.00	\$ 28,142.00	\$ 159,105.28	\$	\$ 17,987.82	\$ 40,228.01	\$ 104,143.51
Support services:							
Other salaries	\$	\$	\$	\$ 3,870.00	\$ 7,362.36	\$	\$
Purchased professional and technical services				55,087.00			
Personal services - employee benefits	142,391.00	2,153.00	11,310.70	273.09	1,952.56	489.91	
Other purchased services				3,563.85			
Supplies and materials				9,269.54			3,269.85
Student Activities							
Scholarships							
Total support services	\$ 142,391.00	\$ 2,153.00	\$ 11,310.70	\$ 72,063.48	\$ 9,314.92	\$ 489.91	\$ 3,269.85
Total expenditures	\$ 1,013,730.00	\$ 30,295.00	\$ 170,415.98	\$ 72,063.48	\$ 27,312.74	\$ 40,717.92	\$ 107,413.36
Excess/(Deficiency) of Revenues Over/ (under) Expenditures and Other Financing Sources/(Uses)							
Fund Balance, July 1							
Fund Balance, June 30	\$	\$	\$	\$	\$	\$	\$

TOWNSHIP OF MONTGOMERY SCHOOL DISTRICT
SPECIAL REVENUE FUND
COMBINING SCHEDULE OF REVENUES AND EXPENDITURES
BUDGETARY BASIS
FOR THE FISCAL YEAR ENDED JUNE 30, 2024

	CRRSA- ESSER II	ARP - ESSER	ARP - ESSER Accelerated Learning	ARP - ESSER Evidence Based Summer Learning	ARP - ESSER Comprehensive Beyond the School Day Activities	ARP - ESSER Mental Health	ARP - ESSER Homeless
REVENUES:							
State sources	\$ 1,559.07	\$ 1,331,987.97	\$ 267,684.68	\$ 24,939.00	\$ 1,530.46	\$ 5,249.00	\$ 5,353.00
Federal sources							
Other sources							
Total revenues	\$ 1,559.07	\$ 1,331,987.97	\$ 267,684.68	\$ 24,939.00	\$ 1,530.46	\$ 5,249.00	\$ 5,353.00
EXPENDITURES:							
Instruction:							
Salaries of teachers	\$	\$ 66,082.04	\$	\$ 13,515.00	\$ 1,530.46	\$	\$
Purchased professional & technical services				10,390.00			
Other purchased services							
Tuition							
General supplies		126,936.00					
Textbooks							
Total instruction	\$	\$ 193,018.04	\$	\$ 23,905.00	\$ 1,530.46	\$	\$
Support services:							
Other salaries	\$	\$	\$ 190,173.00	\$	\$	\$ 5,249.00	\$
Purchased professional and technical services				1,034.00			
Personal services - employee benefits	176.07	7,853.55					
Other purchased services	1,383.00	756,903.60	51,298.82				5,353.00
Supplies and materials		372,202.78	26,212.86				
Student Activities							
Scholarships							
Total support services	\$ 1,559.07	\$ 1,138,969.93	\$ 267,684.68	\$ 1,034.00	\$	\$ 5,249.00	\$ 5,353.00
Total expenditures	\$ 1,559.07	\$ 1,331,987.97	\$ 267,684.68	\$ 24,939.00	\$ 1,530.46	\$ 5,249.00	\$ 5,353.00
Excess/(Deficiency) of Revenues Over/ (under) Expenditures and Other Financing Sources/(Uses)							
Fund Balance, July 1							
Fund Balance, June 30	\$	\$	\$	\$	\$	\$	\$

TOWNSHIP OF MONTGOMERY SCHOOL DISTRICT
SPECIAL REVENUE FUND
COMBINING SCHEDULE OF REVENUES AND EXPENDITURES
BUDGETARY BASIS
FOR THE FISCAL YEAR ENDED JUNE 30, 2024

	Nonpublic Textbooks	Nonpublic Technology	Nonpublic Security	Nonpublic Nursing	Nonpublic ESL	Ch. 193 Examination & Classification
REVENUES:						
State sources	\$ 8,330.09	\$ 8,584.09	\$ 40,624.73	\$ 22,259.34	\$ 0.01	\$ 5,118.53
Federal sources						
Other sources						
Total revenues	\$ 8,330.09	\$ 8,584.09	\$ 40,624.73	\$ 22,259.34	\$ 0.01	\$ 5,118.53
EXPENDITURES:						
Instruction:						
Salaries of teachers	\$	\$	\$	\$	\$	\$
Purchased professional & technical services				22,259.34	0.01	5,118.53
Other purchased services						
Tuition						
General supplies		8,584.09	40,624.73			
Textbooks	8,330.09					
Total instruction	\$ 8,330.09	\$ 8,584.09	\$ 40,624.73	\$ 22,259.34	\$ 0.01	\$ 5,118.53
Support services:						
Other salaries	\$	\$	\$	\$	\$	\$
Purchased professional and technical services						
Personal services - employee benefits						
Other purchased services						
Supplies and materials						
Student Activities						
Scholarships						
Total support services	\$	\$	\$	\$	\$	\$
Total expenditures	\$ 8,330.09	\$ 8,584.09	\$ 40,624.73	\$ 22,259.34	\$ 0.01	\$ 5,118.53
Excess/(Deficiency) of Revenues Over/ (under) Expenditures and Other Financing Sources/(Uses)						
Fund Balance, July 1						
Fund Balance, June 30	\$	\$	\$	\$	\$	\$

TOWNSHIP OF MONTGOMERY SCHOOL DISTRICT
SPECIAL REVENUE FUND
COMBINING SCHEDULE OF REVENUES AND EXPENDITURES
BUDGETARY BASIS
FOR THE FISCAL YEAR ENDED JUNE 30, 2024

	Ch. 193 Corrective Speech	Ch. 193 Supplemental Instruction	Scholarship Funds	Student Activity Funds	Other Local Programs	TOTAL
REVENUES:						
State sources	\$ 2,789.97	\$ 2,890.89	\$	\$	\$	\$ 90,597.65
Federal sources				1,154,090.18		3,100,251.66
Other sources			29.26		59,946.78	1,214,066.22
Total revenues	\$ 2,789.97	\$ 2,890.89	\$ 29.26	\$ 1,154,090.18	\$ 59,946.78	\$ 4,404,915.53
EXPENDITURES:						
Instruction:						
Salaries of teachers	\$	\$	\$	\$	\$ 500.00	\$ 282,709.52
Purchased professional & technical services	2,789.97	2,890.89				133,134.01
Other purchased services					17,232.25	18,004.42
Tuition						839,085.00
General supplies					28,719.14	295,195.12
Textbooks						8,330.09
Total instruction	\$ 2,789.97	\$ 2,890.89	\$	\$	\$ 46,451.39	\$ 1,576,458.16
Support services:						
Other salaries	\$	\$	\$	\$	\$	\$ 11,232.36
Purchased professional and technical services					11,215.00	404,115.00
Personal services - employee benefits						25,252.88
Other purchased services					2,280.39	820,502.27
Supplies and materials						413,235.42
Student Activities				1,148,154.21		1,148,154.21
Scholarships			4,500.00			4,500.00
Total support services	\$	\$	\$ 4,500.00	\$ 1,148,154.21	\$ 13,495.39	\$ 2,826,992.14
Total expenditures	\$ 2,789.97	\$ 2,890.89	\$ 4,500.00	\$ 1,148,154.21	\$ 59,946.78	\$ 4,403,450.30
Excess/(Deficiency) of Revenues Over/ (under) Expenditures and Other Financing Sources/(Uses)			(4,470.74)	5,935.97		1,465.23
Fund Balance, July 1			23,977.66	521,335.91		545,313.57
Fund Balance, June 30	\$	\$	\$ 19,506.92	\$ 527,271.88	\$	\$ 546,778.80

TOWNSHIP OF MONTGOMERY SCHOOL DISTRICT
STUDENT ACTIVITY AGENCY FUND
SCHEDULE OF RECEIPTS AND DISBURSEMENTS
FOR THE FISCAL YEAR ENDED JUNE 30, 2024

	BALANCE JULY 1, 2023	ADDITIONS	DELETIONS	BALANCE JUNE 30, 2024
ASSETS:				
Cash and cash equivalents	\$ 521,335.91	\$ 1,154,090.18	\$ 1,148,154.21	\$ 527,271.88
Total assets	<u>\$ 521,335.91</u>	<u>\$ 1,154,090.18</u>	<u>\$ 1,148,154.21</u>	<u>\$ 527,271.88</u>
FUND BALANCE:				
Due student groups:				
High school activities	\$ 317,636.10	\$ 661,223.16	\$ 661,878.39	\$ 316,980.87
Upper middle activities	73,754.48	242,184.60	234,988.55	80,950.53
Lower middle activities	67,205.79	99,818.19	90,337.24	76,686.74
Village elementary activities	51,715.93	16,750.55	24,436.74	44,029.74
Orchard hill elementary activities	11,023.61	29,305.43	31,705.04	8,624.00
Athletic activities	<u> </u>	<u>104,808.25</u>	<u>104,808.25</u>	<u> </u>
Total fund balance	<u>\$ 521,335.91</u>	<u>\$ 1,154,090.18</u>	<u>\$ 1,148,154.21</u>	<u>\$ 527,271.88</u>

CAPITAL PROJECTS FUND DETAIL STATEMENTS
--

TOWNSHIP OF MONTGOMERY SCHOOL DISTRICT
CAPITAL PROJECTS FUND
SUMMARY SCHEDULE OF PROJECT EXPENDITURES-BUDGETARY BASIS
FOR THE FISCAL YEAR ENDED JUNE 30, 2024

<u>ISSUE/PROJECT TITLE</u>	<u>ORIGINAL DATE</u>	<u>REVISED AUTHORIZED COST</u>	<u>EXPENDITURES TO DATE</u>		<u>UNEXPENDED BALANCE JUNE 30, 2024</u>
			<u>PRIOR YEAR(S)</u>	<u>CURRENT YEAR</u>	
High School Improvements	2016	\$ 1,627,147.11	\$ 1,627,147.11	\$	\$
Upper Middle School Improvements	2016	6,168,874.65	6,168,874.65		
Lower Middle School Improvements	2016	3,918,035.50	3,918,035.50		
Orchard Hill Elementary School Improvements I	2016	3,338,480.04	3,076,545.15		261,934.89
Orchard Hill Elementary School Improvements II	2016	1,319,023.55	1,319,023.55		
Village Elementary School Improvements	2016	2,719,334.28	2,719,334.28		
Alyssa's Law- Security Grant	2022	267,839.00	267,839.00		
		\$ 19,358,734.13	\$ 19,096,799.24	\$	\$ 261,934.89

TOWNSHIP OF MONTGOMERY SCHOOL DISTRICT
CAPITAL PROJECTS FUND
SUMMARY SCHEDULE OF PROJECT REVENUES, EXPENDITURES AND
CHANGES IN FUND BALANCE - BUDGETARY BASIS
FOR THE FISCAL YEAR ENDED JUNE 30, 2024

Fund balance - beginning - budgetary basis	\$ <u>261,934.89</u>
Fund balance - ending - budgetary basis	\$ <u><u>261,934.89</u></u>
<u>Reconciliation to GAAP Basis:</u>	
Fund balance - budgetary basis	\$ <u>261,934.89</u>
Fund balance - GAAP basis (exhibit B-1)	\$ <u><u>261,934.89</u></u>

TOWNSHIP OF MONTGOMERY SCHOOL DISTRICT
CAPITAL PROJECTS FUND
SCHEDULE OF PROJECT REVENUES, EXPENDITURES, PROJECT BALANCE, AND
PROJECT STATUS - BUDGETARY BASIS
HIGH SCHOOL IMPROVEMENTS
FROM INCEPTION AND FOR THE FISCAL YEAR ENDED JUNE 30, 2024

	<u>Prior Periods</u>	<u>Current Year</u>	<u>Totals</u>	<u>Revised Authorized Cost</u>
Revenues and Other Financing Sources				
Bond Proceeds	\$ 1,670,787.65	\$ (43,640.54)	\$ 1,627,147.11	\$ 1,627,147.11
Total revenues	\$ 1,670,787.65	\$ (43,640.54)	\$ 1,627,147.11	\$ 1,627,147.11
Expenditures and Other Financing Uses				
Purchased professional & technical services	\$ 103,419.13	\$	\$ 103,419.13	\$ 109,326.15
Construction services	1,523,727.98		1,523,727.98	1,517,820.96
Total expenditures	\$ 1,627,147.11	\$	\$ 1,627,147.11	\$ 1,627,147.11
Excess (deficiency) or revenues over (under) expenditures	\$ 43,640.54	\$ (43,640.54)	\$	
Additional project information:				
Project Number	3320-030-15-2000			
Grant Date				
Bond Authorization Date	5/3/2016			
Bonds Authorized	1,044,475.00			
Bonds Issued	1,044,475.00			
SCC Amount				
Local Share				
Original Authorized Cost	1,044,475.00			
Additional Authorized Cost	582,672.11			
Revised Authorized Cost	1,627,147.11			
Percentage Increase over Original Authorized Cost	55.79%			
Percentage completion	100%			
Original target completion date	9/1/2017			
Revised target completion date	6/30/2024			

TOWNSHIP OF MONTGOMERY SCHOOL DISTRICT
CAPITAL PROJECTS FUND
SCHEDULE OF PROJECT REVENUES, EXPENDITURES, PROJECT BALANCE, AND
PROJECT STATUS - BUDGETARY BASIS
UPPER MIDDLE SCHOOL IMPROVEMENTS
FROM INCEPTION AND FOR THE FISCAL YEAR ENDED JUNE 30, 2024

	<u>Prior Periods</u>	<u>Current Year</u>	<u>Totals</u>	<u>Revised Authorized Cost</u>
Revenues and Other Financing Sources				
Bond Proceeds	\$ 5,592,706.57	\$ (12,727.05)	\$ 5,579,979.52	\$ 5,579,979.52
Other Sources	338,895.13		338,895.13	338,895.13
Capital Outlay Transfer	250,000.00		250,000.00	250,000.00
Total revenues	<u>\$ 6,181,601.70</u>	<u>\$ (12,727.05)</u>	<u>\$ 6,168,874.65</u>	<u>\$ 6,168,874.65</u>
Expenditures and Other Financing Uses				
Purchased professional & technical services	\$ 447,633.06	\$	\$ 447,633.06	\$ 450,072.80
Construction services	5,505,883.26		5,505,883.26	5,503,442.85
Equipment	215,358.33		215,358.33	215,359.00
Total expenditures	<u>\$ 6,168,874.65</u>	<u>\$</u>	<u>\$ 6,168,874.65</u>	<u>\$ 6,168,874.65</u>
Excess (deficiency) or revenues over (under) expenditures	<u>\$ 12,727.05</u>	<u>\$ (12,727.05)</u>		
Additional project information:				
Project Number	3320-070-15-1000			
Grant Date				
Bond Authorization Date	5/3/2016			
Bonds Authorized	4,073,080.00			
Bonds Issued	4,073,080.00			
SCC Amount				
Local Share				
Original Authorized Cost	4,073,080.00			
Additional Authorized Cost	2,095,794.65			
Revised Authorized Cost	6,168,874.65			
Percentage Increase over Original Authorized Cost	51.45%			
Percentage completion	100%			
Original target completion date	9/1/2017			
Revised target completion date	6/30/2024			

TOWNSHIP OF MONTGOMERY SCHOOL DISTRICT
CAPITAL PROJECTS FUND
SCHEDULE OF PROJECT REVENUES, EXPENDITURES, PROJECT BALANCE, AND
PROJECT STATUS - BUDGETARY BASIS
LOWER MIDDLE SCHOOL IMPROVEMENTS
FROM INCEPTION AND FOR THE FISCAL YEAR ENDED JUNE 30, 2024

	<u>Prior Periods</u>	<u>Current Year</u>	<u>Totals</u>	<u>Revised Authorized Cost</u>
Revenues and Other Financing Sources				
Bond Proceeds	\$ 3,960,552.66	\$ (42,517.16)	\$ 3,918,035.50	\$ 3,918,035.50
Total revenues	\$ 3,960,552.66	\$ (42,517.16)	\$ 3,918,035.50	\$ 3,918,035.50
Expenditures and Other Financing Uses				
Purchased professional & technical services	\$ 426,988.44	\$	\$ 426,988.44	\$ 457,644.16
Construction services	3,491,047.06		3,491,047.06	3,460,391.34
Total expenditures	\$ 3,918,035.50	\$	\$ 3,918,035.50	\$ 3,918,035.50
Excess (deficiency) or revenues over (under) expenditures	\$ 42,517.16	\$ (42,517.16)	\$	
Additional project information:				
Project Number	3320-045-15-1000			
Grant Date				
Bond Authorization Date	5/3/2016			
Bonds Authorized	5,226,029.00			
Bonds Issued	5,226,029.00			
SCC Amount				
Local Share				
Original Authorized Cost	5,226,029.00			
Additional Authorized Cost	(1,307,993.50)			
Revised Authorized Cost	3,918,035.50			
Percentage Increase over Original Authorized Cost	(25.03%)			
Percentage completion	100%			
Original target completion date	9/1/2017			
Revised target completion date	6/30/2024			

TOWNSHIP OF MONTGOMERY SCHOOL DISTRICT
CAPITAL PROJECTS FUND
SCHEDULE OF PROJECT REVENUES, EXPENDITURES, PROJECT BALANCE, AND
PROJECT STATUS - BUDGETARY BASIS
ORCHARD HILL ELEMENTARY SCHOOL IMPROVEMENTS I
FROM INCEPTION AND FOR THE FISCAL YEAR ENDED JUNE 30, 2024

	<u>Prior Periods</u>	<u>Current Year</u>	<u>Totals</u>	<u>Revised Authorized Cost</u>
Revenues and Other Financing Sources				
Bond Proceeds	\$ 3,123,993.31	\$ 214,486.73	\$ 3,338,480.04	\$ 3,338,480.04
Total revenues	\$ 3,123,993.31	\$ 214,486.73	\$ 3,338,480.04	\$ 3,338,480.04
Expenditures and Other Financing Uses				
Purchased professional & technical services	\$ 189,081.63	\$	\$ 189,081.63	\$ 204,142.65
Construction services	2,887,463.52		2,887,463.52	3,134,337.39
Total expenditures	\$ 3,076,545.15	\$	\$ 3,076,545.15	\$ 3,338,480.04
Excess (deficiency) or revenues over (under) expenditures	\$ 47,448.16	\$ 214,486.73	\$ 261,934.89	
Additional project information:				
Project Number	3320-080-15-1000			
Grant Date				
Bond Authorization Date	5/3/2016			
Bonds Authorized	2,256,480.00			
Bonds Issued	2,256,480.00			
SCC Amount				
Local Share				
Original Authorized Cost	2,256,480.00			
Additional Authorized Cost	1,082,000.04			
Revised Authorized Cost	3,338,480.04			
Percentage Increase over Original Authorized Cost	47.95%			
Percentage completion	92%			
Original target completion date	9/1/2017			
Revised target completion date	9/30/2025			

TOWNSHIP OF MONTGOMERY SCHOOL DISTRICT
CAPITAL PROJECTS FUND
SCHEDULE OF PROJECT REVENUES, EXPENDITURES, PROJECT BALANCE, AND
PROJECT STATUS - BUDGETARY BASIS
ORCHARD HILL ELEMENTARY SCHOOL IMPROVEMENTS II
FROM INCEPTION AND FOR THE FISCAL YEAR ENDED JUNE 30, 2024

	<u>Prior Periods</u>	<u>Current Year</u>	<u>Totals</u>	<u>Revised Authorized Cost</u>
Revenues and Other Financing Sources				
Bond Proceeds	\$ 1,359,005.94	\$ (39,982.39)	\$ 1,319,023.55	\$ 1,319,023.55
Total revenues	\$ 1,359,005.94	\$ (39,982.39)	\$ 1,319,023.55	\$ 1,319,023.55
Expenditures and Other Financing Uses				
Purchased professional & technical services	\$ 370,330.47	\$	\$ 370,330.47	\$ 381,577.60
Construction services	948,693.08		948,693.08	937,445.95
Total expenditures	\$ 1,319,023.55	\$	\$ 1,319,023.55	\$ 1,319,023.55
Excess (deficiency) or revenues over (under) expenditures	\$ 39,982.39	\$ (39,982.39)	\$	
Additional project information:				
Project Number	3320-080-16-1000			
Grant Date				
Bond Authorization Date	5/3/2016			
Bonds Authorized	3,228,750.00			
Bonds Issued	3,228,750.00			
SCC Amount				
Local Share				
Original Authorized Cost	3,228,750.00			
Additional Authorized Cost	(1,909,726.45)			
Revised Authorized Cost	1,319,023.55			
Percentage Increase over Original Authorized Cost	(59.15%)			
Percentage completion	100%			
Original target completion date	9/1/2017			
Revised target completion date	6/30/2024			

TOWNSHIP OF MONTGOMERY SCHOOL DISTRICT
CAPITAL PROJECTS FUND
SCHEDULE OF PROJECT REVENUES, EXPENDITURES, PROJECT BALANCE, AND
PROJECT STATUS - BUDGETARY BASIS
VILLAGE ELEMENTARY SCHOOL IMPROVEMENTS
FROM INCEPTION AND FOR THE FISCAL YEAR ENDED JUNE 30, 2024

	<u>Prior Periods</u>	<u>Current Year</u>	<u>Totals</u>	<u>Revised Authorized Cost</u>
Revenues and Other Financing Sources				
Bond Proceeds	\$ 2,794,953.87	\$ (75,619.59)	\$ 2,719,334.28	\$ 2,719,334.28
Total revenues	\$ 2,794,953.87	\$ (75,619.59)	\$ 2,719,334.28	\$ 2,719,334.28
Expenditures and Other Financing Uses				
Purchased professional & technical services	\$ 310,825.35	\$	\$ 310,825.35	\$ 310,825.35
Construction services	2,408,508.93		2,408,508.93	2,408,508.93
Total expenditures	\$ 2,719,334.28	\$	\$ 2,719,334.28	\$ 2,719,334.28
Excess (deficiency) or revenues over (under) expenditures	\$ 75,619.59	\$ (75,619.59)	\$	
Additional project information:				
Project Number	3320-105-15-1000			
Grant Date				
Bond Authorization Date	5/3/2016			
Bonds Authorized	2,673,186.00			
Bonds Issued	2,673,186.00			
SCC Amount				
Local Share				
Original Authorized Cost	2,673,186.00			
Additional Authorized Cost	46,148.28			
Revised Authorized Cost	2,719,334.28			
Percentage Increase over Original Authorized Cost	1.73%			
Percentage completion	100%			
Original target completion date	9/1/2017			
Revised target completion date	6/30/2024			

TOWNSHIP OF MONTGOMERY SCHOOL DISTRICT
CAPITAL PROJECTS FUND
SCHEDULE OF PROJECT REVENUES, EXPENDITURES, PROJECT BALANCE, AND
PROJECT STATUS - BUDGETARY BASIS
ALYSSA'S LAW- SECURITY GRANT
FROM INCEPTION AND FOR THE FISCAL YEAR ENDED JUNE 30, 2024

	<u>Prior Periods</u>	<u>Current Year</u>	<u>Totals</u>	<u>Revised Authorized Cost</u>
Revenues and Other Financing Sources				
Grants	\$ 267,839.00	\$	\$ 267,839.00	\$ 267,839.00
Total revenues	\$ 267,839.00	\$	\$ 267,839.00	\$ 267,839.00
Expenditures and Other Financing Uses				
Construction services	\$ 267,839.00	\$	\$ 267,839.00	\$ 267,839.00
Total expenditures	\$ 267,839.00	\$	\$ 267,839.00	\$ 267,839.00
Excess (deficiency) or revenues over (under) expenditures	\$	\$	\$	
Additional project information:				
Project Number	22E00118			
Grant Date	9/1/21-8/31/22			
Bond Authorization Date				
Bonds Authorized				
Bonds Issued				
SCC Amount				
Local Share				
Original Authorized Cost	267,839.00			
Additional Authorized Cost				
Revised Authorized Cost	267,839.00			
Percentage Increase over Original Authorized Cost				
Percentage completion	100%			
Original target completion date	6/30/2023			
Revised target completion date	6/30/2024			

PROPRIETARY FUND DETAIL STATEMENTS

Proprietary funds are used to account for operations that are financed and operated in a manner similar to private business enterprises - where the intent of the district's board is that the costs of providing goods or services be financed through user charges.

Food Services Fund: This fund provides for the operation of food services in all schools within the school district.

Summer Enrichment Fund: This fund provides for the operation of a summer enrichment program.

TOWNSHIP OF MONTGOMERY SCHOOL DISTRICT
STATEMENT OF NET POSITION
PROPRIETARY FUNDS - ENTERPRISE FUNDS
JUNE 30, 2024

	<u>FOOD SERVICE</u>	<u>SUMMER ENRICHMENT</u>	<u>TOTAL</u>
ASSETS			
Current assets:			
Cash and cash equivalents	\$ 728,873.54	\$ 356,271.17	\$ 1,085,144.71
Accounts receivable:			
State	1,386.37		1,386.37
Federal	12,981.34		12,981.34
Other	37,585.41		
Inventories	45,669.13		45,669.13
	<u>826,495.79</u>	<u>356,271.17</u>	<u>1,145,181.55</u>
Total current assets	\$	\$	\$
Noncurrent assets:			
Furniture, machinery and equipment	\$ 1,434,404.13	\$	\$ 1,434,404.13
Less accumulated depreciation	<u>(1,192,815.92)</u>	<u></u>	<u>(1,192,815.92)</u>
	<u>241,588.21</u>	<u></u>	<u>241,588.21</u>
Total noncurrent assets	\$	\$	\$
	<u>1,068,084.00</u>	<u>356,271.17</u>	<u>1,386,769.76</u>
Total assets	\$	\$	\$
LIABILITIES			
Current liabilities:			
Unearned revenue	\$ 100,677.22	\$ 195,939.00	\$ 296,616.22
	<u>100,677.22</u>	<u>195,939.00</u>	<u>296,616.22</u>
Total current liabilities	\$	\$	\$
	<u>100,677.22</u>	<u>195,939.00</u>	<u>296,616.22</u>
Total liabilities	\$	\$	\$
NET POSITION			
Net investment in capital assets	\$ 241,588.21	\$	\$ 241,588.21
Unrestricted	<u>725,818.57</u>	<u>160,332.17</u>	<u>886,150.74</u>
	<u>967,406.78</u>	<u>160,332.17</u>	<u>1,127,738.95</u>
Total net position	\$	\$	\$

TOWNSHIP OF MONTGOMERY SCHOOL DISTRICT
STATEMENT OF REVENUES, EXPENSES AND CHANGES IN FUND NET POSITION
PROPRIETARY FUNDS - ENTERPRISE FUNDS
FOR THE FISCAL YEAR ENDED JUNE 30, 2024

	<u>FOOD SERVICE</u> <u>SCHOOL NUTRITION</u>	<u>SUMMER</u> <u>ENRICHMENT</u>	<u>TOTAL</u>
OPERATING REVENUES:			
Charges for services:			
Daily sales - reimbursable programs	\$ 912,071.95	\$	\$ 912,071.95
Daily sales - non-reimbursable programs	697,277.70		697,277.70
Miscellaneous	42,262.74		42,262.74
Other fees		295,957.00	295,957.00
Total operating revenues	\$ 1,651,612.39	\$ 295,957.00	\$ 1,947,569.39
OPERATING EXPENSES:			
Cost of sales - reimbursable programs	\$ 623,563.49	\$	\$ 623,563.49
Cost of sales - non-reimbursable programs	373,225.13		373,225.13
Salaries	702,304.89	256,050.87	958,355.76
Employee benefits	172,304.71	19,588.02	191,892.73
Other purchased services	94,950.00		94,950.00
Supplies and materials	8,417.06	5,074.74	13,491.80
Cleaning, repair and maintenance services	293,804.90		293,804.90
Depreciation	53,050.15		53,050.15
Total operating expenses	\$ 2,321,620.33	\$ 280,713.63	\$ 2,602,333.96
Operating income (loss)	\$ (670,007.94)	\$ 15,243.37	\$ (654,764.57)
NONOPERATING REVENUES (EXPENSES):			
State sources			
State school lunch program	\$ 17,174.88	\$	\$ 17,174.88
State school lunch program- NJEIE	4,250.40		4,250.40
Federal sources			
National school lunch program	191,023.90		191,023.90
National school lunch program - HHFKA	19,953.52		19,953.52
National school lunch program - COVID SCA	108,219.95		108,219.95
National food distribution commodities	129,573.13		129,573.13
P-EBT Administrative Fee	653.00		653.00
Interest	29,713.12	6,037.83	35,750.95
Total nonoperating revenues (expenses)	\$ 500,561.90	\$ 6,037.83	\$ 506,599.73
Net Income (Loss)	\$ (169,446.04)	\$ 21,281.20	\$ (148,164.84)
Total net position - beginning	1,136,852.82	\$ 139,050.97	1,275,903.79
Total net position - ending	\$ 967,406.78	\$ 160,332.17	\$ 1,127,738.95

TOWNSHIP OF MONTGOMERY SCHOOL DISTRICT
STATEMENT OF CASH FLOWS
PROPRIETARY FUNDS - ENTERPRISE FUNDS
FOR THE FISCAL YEAR ENDED JUNE 30, 2024

	<u>FOOD SERVICE</u>	<u>SUMMER ENRICHMENT</u>	<u>TOTAL</u>
Cash flows from operating activities:			
Receipts from customers	\$ 1,641,295.36	\$ 222,943.00	\$ 1,864,238.36
Payments to employees	(702,304.89)	(223,510.87)	(925,815.76)
Payments for employee benefits	(172,304.71)	(17,098.71)	(189,403.42)
Payment to suppliers	(1,405,414.79)	(5,074.74)	(1,410,489.53)
Net cash provided (used for) by operating activities	\$ (638,729.03)	\$ (22,741.32)	\$ (661,470.35)
Cash flows from noncapital financing activities:			
State Sources	\$ 21,287.80		\$ 21,287.80
Federal Sources	456,476.28		456,476.28
Net cash provided by (used for) noncapital financing activities	\$ 477,764.08	\$	\$ 477,764.08
Cash flows from investing activities			
Interest and dividends	\$ 29,713.12	\$ 6,037.83	\$ 35,750.95
Net cash used for capital and related financing activities	\$ 29,713.12	\$ 6,037.83	\$ 35,750.95
Net increase (decrease) in cash and cash equivalents	\$ (131,251.83)	\$ (16,703.49)	\$ (147,955.32)
Cash and cash equivalents - July 1	860,125.37	\$ 372,974.66	1,233,100.03
Cash and cash equivalents - June 30	\$ 728,873.54	\$ 356,271.17	\$ 1,085,144.71
Operating income (loss)	\$ (670,007.94)	\$ 15,243.37	\$ (654,764.57)
Adjustments to reconcile operating income (loss) to cash provided (used) by operating activities:			
Depreciation and net amortization	53,050.15		53,050.15
Change in assets and liabilities:			
(Increase) Decrease in inventory	(21,494.41)		(21,494.41)
(Increase) Decrease in other accounts receivable	(15,146.96)		(15,146.96)
(Increase) Decrease in prepaid expenses		35,029.31	35,029.31
Increase (Decrease) in unearned revenue	14,870.13	(73,014.00)	(58,143.87)
Net cash provided (used) by operating activities	\$ (638,729.03)	\$ (22,741.32)	\$ (661,470.35)

LONG-TERM DEBT SCHEDULES

The Long-Term schedules are used to reflect the outstanding principal balances of the long-term liabilities of the District. This includes obligations under Serial Bonds and Installment Purchase Contracts.

TOWNSHIP OF MONTGOMERY SCHOOL DISTRICT
LONG-TERM DEBT
SCHEDULE OF SERIAL BONDS
JUNE 30, 2024

ISSUE	DATE OF ISSUE	AMOUNT OF ISSUE	ANNUAL MATURITIES		INTEREST RATE	BALANCE JUNE 30, 2023	RETIRED	BALANCE JUNE 30, 2024
			DATE	AMOUNT				
School Bonds 2016	05/03/16	\$ 18,502,000.00	04/15/25	\$ 1,600,000.00	2.000%			
			04/15/26	1,500,000.00	2.000%			
			04/15/27	1,500,000.00	2.000%			
			04/15/28	1,500,000.00	2.000%			
			04/15/29	1,500,000.00	2.000%			
			04/15/30	1,500,000.00	2.125%			
			04/15/31	1,502,000.00	2.375%	\$ 11,802,000.00	\$ 1,200,000.00	\$ 10,602,000.00
Refunding School Bonds 2017	11/22/16	33,695,000.00	04/01/25	2,395,000.00	5.000%			
			04/01/26	2,525,000.00	5.000%			
			04/01/27	2,650,000.00	5.000%			
			04/01/28	2,795,000.00	4.000%			
			04/01/29	2,910,000.00	4.000%			
			04/01/30	3,040,000.00	4.000%			
			04/01/31	3,170,000.00	4.000%	21,765,000.00	2,280,000.00	19,485,000.00
Refunding School Bonds 2021	07/09/20	9,650,000.00	08/01/24	2,250,000.00	5.000%			
			08/01/25	975,000.00	5.000%	5,420,000.00	2,195,000.00	3,225,000.00
						\$ 38,987,000.00	\$ 5,675,000.00	\$ 33,312,000.00

TOWNSHIP OF MONTGOMERY SCHOOL DISTRICT
LONG-TERM DEBT
SCHEDULE OF OBLIGATIONS UNDER INSTALLMENT PURCHASE CONTRACTS
FOR THE FISCAL YEAR ENDED JUNE 30, 2024

<u>PURPOSE</u>	<u>DATE OF LEASE</u>	<u>TERM OF LEASE</u>	<u>AMOUNT OF ORIGINAL PURCHASE</u>		<u>INTEREST RATE PAYABLE</u>	<u>INTEREST</u>	<u>BALANCE JULY 1, 2023</u>	<u>ISSUED</u>	<u>RETIRED</u>	<u>BALANCE JUNE 30, 2024</u>
			<u>PRINCIPAL</u>	<u>INTEREST</u>						
Additions and Renovations to the North Princeton Developmental Center and Improve a Portion of the High School Roof	10/01/98	25	\$ 8,960,000.00	\$ 2,762,351.60	3.81%	\$ 764,675.41	\$ 764,675.41	\$		
	8/9/2019	4	772,423.55	35,541.40	2.13%	158,722.94	158,722.94			
	5/22/2020	4	342,852.00	9,319.32	1.61%	86,650.92	86,650.92			
	7/1/2021	4	200,670.00	5,727.25	1.36%	120,527.99	39,631.73			80,896.26
	5/1/2024	4	320,467.76	24,241.24	5.20%		68,941.80	320,467.76		251,525.96
							\$ 1,130,577.26	\$ 320,467.76	\$ 1,118,622.80	\$ 332,422.22

TOWNSHIP OF MONTGOMERY SCHOOL DISTRICT
DEBT SERVICE FUND
BUDGETARY COMPARISON SCHEDULE
FOR THE FISCAL YEAR ENDED JUNE 30, 2024

	<u>BUDGET</u>	<u>FINAL BUDGET</u>	<u>ACTUAL</u>	<u>VARIANCE</u>
REVENUES:				
Local sources:				
Local tax levy	\$ 7,144,883.00	\$ 7,144,883.00	\$ 7,144,883.00	\$
State sources:				
Debt service aid type II	728,491.00	728,491.00	728,491.00	
Total revenues	<u>\$ 7,873,374.00</u>	<u>\$ 7,873,374.00</u>	<u>\$ 7,873,374.00</u>	<u>\$</u>
EXPENDITURES:				
Regular debt service:				
Principal payment - installment purchase agreements	\$ 764,675.00	\$ 764,675.00	\$ 764,675.00	\$
Interest payments - installment purchase agreements	13,949.00	13,949.00	13,949.00	
Interest on bonds	1,428,773.00	1,428,773.00	1,428,772.50	0.50
Redemption of bond principal	5,675,000.00	5,675,000.00	5,675,000.00	
Total regular debt service-expenditures	<u>\$ 7,882,397.00</u>	<u>\$ 7,882,397.00</u>	<u>\$ 7,882,396.50</u>	<u>\$ 0.50</u>
Excess (deficiency) of revenues over (under) expenditures	<u>\$ (9,023.00)</u>	<u>\$ (9,023.00)</u>	<u>\$ (9,022.50)</u>	<u>\$ 0.50</u>
Fund balance, July 1	<u>145,005.64</u>	<u>145,005.64</u>	<u>145,005.64</u>	
Fund balance, June 30	<u><u>\$ 135,982.64</u></u>	<u><u>\$ 135,982.64</u></u>	<u><u>\$ 135,983.14</u></u>	<u><u>\$ 0.50</u></u>

THIS PAGE INTENTIONALLY LEFT BLANK

STATISTICAL SECTION
(UNAUDITED)

TOWNSHIP OF MONTGOMERY SCHOOL DISTRICT
STATISTICAL SECTION

<u>Contents</u>	<u>Page</u>
Financial Trends:	
These schedules contain trend information to help the reader understand how the district's financial performance and well being have changed over time.	J-1 to J-4
Revenue Capacity:	
These schedules contain information to help the reader assess the district's most significant local revenue source, the property tax.	J-5 to J-9
Debt Capacity:	
These schedules present information to help the reader assess the affordability of the district's current levels of outstanding debt and the district's ability to issue additional debt in the future.	J-10 to J-13
Demographic and Economic Information:	
These schedules offer demographic and economic indicators to help the reader understand the environment within which the district's financial activities take place.	J-14 to J-15
Operating Information:	
These schedules contain service and infrastructure data to help the reader understand how the information in the district's financial report relates to the services the district provides and the activities it performs.	J-16 to J-20

Sources

Unless otherwise noted, the information in these schedules is derived from the annual comprehensive financial reports (ACFR) for the relevant year.

TOWNSHIP OF MONTGOMERY SCHOOL DISTRICT
NET POSITION BY COMPONENT
UNAUDITED

	2024	2023	2022	2021	2020	2019	2018	2017	2016	2015
Governmental activities										
Net investment in capital assets	\$ 49,814,538.42	\$ 47,326,210.33	\$ 44,166,338.81	\$ 42,154,899.61	\$ 39,167,736.59	\$ 34,111,289.44	\$ 31,225,327.01	\$ 17,978,723.16	\$ 16,880,209.65	\$ 47,277,035.64
Restricted	23,439,364.44	23,718,700.40	20,306,223.05	18,356,237.80	13,981,137.45	14,512,497.22	15,281,247.37	25,982,085.23	27,751,098.16	7,085,203.85
Unrestricted (deficit)	(18,204,338.22)	(19,296,627.33)	(20,022,190.14)	(23,036,865.39)	(26,431,639.37)	(25,738,732.29)	(25,289,016.05)	(23,942,126.79)	(21,905,265.08)	(20,922,024.86)
Total governmental activities net position	\$ 55,049,564.64	\$ 51,748,283.40	\$ 44,450,371.72	\$ 37,474,252.02	\$ 26,717,234.67	\$ 20,028,681.60	\$ 22,726,042.73	\$ 33,440,214.63	\$ 52,350,659.14	\$ 52,125,526.02
Business-type activities										
Net investment in capital assets	\$ 241,588.21	\$ 294,638.36	\$ 213,593.48	\$ 253,264.39	\$ 295,477.70	\$ 354,990.86	\$ 400,693.01	\$ 273,238.17	\$ 255,994.55	\$ 267,874.16
Unrestricted	886,150.74	981,265.43	1,068,796.97	220,164.74	141,946.00	220,703.36	421,692.66	511,692.80	680,707.40	628,137.43
Total business-type activities net position	\$ 1,127,738.95	\$ 1,275,903.79	\$ 1,282,390.45	\$ 473,429.13	\$ 437,423.70	\$ 784,930.97	\$ 936,701.95	\$ 696,011.59	\$ 732,330.67	\$ 515,539.17
District-wide										
Net investment in capital assets	\$ 50,056,126.63	\$ 47,620,848.69	\$ 44,379,932.29	\$ 42,408,164.00	\$ 39,463,214.29	\$ 34,466,280.30	\$ 31,626,020.02	\$ 18,251,961.33	\$ 17,136,204.20	\$ 47,544,909.80
Restricted	23,439,364.44	23,718,700.40	20,306,223.05	18,356,237.80	13,981,137.45	14,512,497.22	15,281,247.37	25,982,085.23	27,751,098.16	7,085,203.85
Unrestricted (deficit)	(17,318,187.48)	(18,315,361.90)	(18,953,393.17)	(22,816,720.65)	(26,289,693.37)	(25,518,028.93)	(24,867,323.39)	(23,430,433.99)	(21,224,557.68)	(20,293,887.43)
Total district net position	\$ 56,177,303.59	\$ 53,024,187.19	\$ 45,732,762.17	\$ 37,947,681.15	\$ 27,154,658.37	\$ 20,813,612.57	\$ 23,662,744.68	\$ 34,336,226.22	\$ 53,082,989.81	\$ 52,841,055.19

Source: ACFR Schedule A-1

TOWNSHIP OF MONTGOMERY SCHOOL DISTRICT
CHANGES IN NET POSITION
(UNAUDITED)

	2024	2023	2022	2021	2020	2019	2018	2017	2016	2015
EXPENSES										
Governmental activities										
Instruction										
Regular	\$ 48,651,803.12	\$ 46,622,356.63	\$ 48,341,124.15	\$ 49,337,906.96	\$ 45,108,903.65	\$ 45,336,965.84	\$ 39,934,235.77	\$ 45,561,793.25	\$ 41,937,971.36	\$ 30,761,679.46
Special education	17,276,478.92	18,599,322.83	18,174,897.94	19,416,780.90	17,948,017.69	17,824,222.53	15,339,756.43	17,429,354.88	13,614,227.40	11,322,072.60
Other instruction	6,537,488.00	6,024,402.05	5,987,551.33	6,265,288.05	6,261,192.44	6,327,934.98	5,231,775.16	5,930,506.74	6,638,941.08	3,894,837.13
Support Services:										
Student & instruction related services	20,763,147.03	18,798,405.11	19,011,507.18	18,107,053.84	15,909,181.01	16,208,160.98	13,932,318.46	15,794,334.56	14,368,798.92	10,534,827.71
General administrative services	2,364,768.96	2,074,695.10	1,838,810.12	1,661,191.08	1,864,366.86	1,813,318.56	3,165,806.48	1,919,454.80	1,720,634.18	1,274,081.43
School administrative services	6,466,822.96	6,311,735.03	6,396,202.18	6,814,452.63	6,181,694.76	6,212,165.15	5,688,609.19	6,549,659.77	6,017,814.51	4,286,669.95
Central services and information technology	1,659,258.77	1,457,935.82	1,214,707.78	1,577,114.72	1,820,021.62	1,650,353.49	3,846,294.66	1,847,930.10	1,517,269.48	1,564,468.53
Plant operations and maintenance	9,464,230.54	8,093,661.65	6,343,439.90	7,366,247.55	7,994,352.04	8,273,388.91	15,659,533.64	8,906,755.59	7,892,456.32	6,371,301.41
Student transportation services	7,580,260.11	6,814,322.92	5,565,208.81	4,733,357.55	5,771,983.69	6,302,923.55	10,706,620.50	6,501,955.18	5,919,123.36	3,831,788.13
Interest on long-term debt	947,101.44	1,212,628.43	1,468,050.00	1,997,686.35	2,163,328.80	2,366,517.21	2,588,325.24	3,536,429.52	2,937,399.18	3,023,716.11
Unallocated depreciation	132,479.02	98,979.41	1,323,710.72	79,907.48	84,786.01	88,735.19	95,478.73	92,527.15	92,527.15	4,389,091.56
Total governmental activities expenses	\$ 121,843,838.88	\$ 116,108,464.98	\$ 115,625,210.12	\$ 117,357,009.12	\$ 110,807,828.57	\$ 112,432,736.39	\$ 116,188,552.27	\$ 114,090,653.26	\$ 102,657,162.94	\$ 81,254,512.02
Business-type activities:										
Food Service	\$ 2,321,620.33	\$ 2,250,153.02	\$ 2,096,200.80	\$ 457,295.77	\$ 1,454,578.64	\$ 1,869,921.27	\$ 1,739,250.05	\$ 1,915,525.20	\$ 1,734,308.40	\$ 1,522,077.10
Other	260,713.63	238,636.10	198,877.15	217,193.00	200,355.16	209,314.24	193,905.75	209,835.30	211,641.30	219,250.64
Total business-type activities expense	\$ 2,602,333.96	\$ 2,488,989.12	\$ 2,295,077.95	\$ 674,492.77	\$ 1,654,933.80	\$ 2,079,235.51	\$ 1,933,155.80	\$ 2,125,360.50	\$ 1,945,950.70	\$ 1,741,327.74
Total district expenses	\$ 124,446,172.84	\$ 118,597,454.10	\$ 117,920,288.07	\$ 118,031,501.89	\$ 112,462,762.37	\$ 114,511,971.90	\$ 118,121,708.07	\$ 116,216,013.76	\$ 104,603,113.64	\$ 82,995,839.76
PROGRAM REVENUES										
Governmental activities:										
Charges for services	\$ 1,154,090.18	\$ 1,041,443.14	\$ 737,963.09	\$ 440,053.26	\$ 22,684,445.05	\$ 24,991,719.69	\$ 31,224,016.26	\$ 27,405,581.22	\$ 20,643,321.85	\$ 317,044.90
Operating grants and contributions	20,935,313.20	20,941,129.00	25,158,606.71	32,136,737.41	22,684,445.05	24,991,719.69	31,224,016.26	27,405,581.22	20,643,321.85	20,180,612.06
Total governmental activities program revenues	\$ 22,089,403.38	\$ 21,982,572.14	\$ 25,896,569.80	\$ 32,576,790.67	\$ 22,864,445.05	\$ 24,991,719.69	\$ 31,224,016.26	\$ 27,405,581.22	\$ 20,643,321.85	\$ 20,497,656.96
Business-type activities:										
Charges for services	\$ 1,651,612.39	\$ 1,598,273.38	\$ 240,378.03	\$ 114,821.72	\$ 1,134,772.54	\$ 1,647,794.65	\$ 1,646,118.89	\$ 1,599,763.44	\$ 1,613,638.71	\$ 1,527,272.05
Food Service	295,957.00	253,354.50	188,567.00	209,575.50	260,314.32	270,786.84	212,637.69	241,238.57	209,173.37	246,457.61
Other	470,848.78	612,667.11	2,674,942.07	385,880.12	119,648.37	105,116.76	110,805.55	132,344.27	149,547.91	131,278.00
Operating grants and contributions	\$ 2,418,418.17	\$ 2,464,254.99	\$ 3,103,887.10	\$ 710,277.34	\$ 1,514,735.23	\$ 2,023,701.25	\$ 1,969,562.13	\$ 1,973,346.28	\$ 1,972,359.99	\$ 1,905,008.66
Total business type activities program revenues	\$ 24,507,821.55	\$ 24,446,867.13	\$ 29,000,456.90	\$ 33,287,063.01	\$ 24,160,180.28	\$ 27,015,420.94	\$ 33,193,578.39	\$ 29,378,927.50	\$ 22,615,681.84	\$ 22,402,665.62

TOWNSHIP OF MONTGOMERY SCHOOL DISTRICT
CHANGES IN NET POSITION
UNAUDITED

	2024	2023	2022	2021	2020	2019	2018	2017	2016	2015
NET (EXPENSE)REVENUE										
Governmental activities	\$ (99,754,435.50)	\$ (94,125,892.84)	\$ (89,728,840.32)	\$ (84,780,218.45)	\$ (88,223,383.52)	\$ (88,223,383.52)	\$ (87,441,016.70)	\$ (84,964,536.01)	\$ (86,685,072.04)	\$ (82,013,641.09)
Business-type activities	(183,915.79)	(24,694.13)	808,809.15	35,784.57	(140,198.57)	(140,198.57)	(55,534.26)	36,406.33	(152,014.22)	26,409.29
Total district-wide net expense	<u>\$ (99,938,351.29)</u>	<u>\$ (94,150,586.97)</u>	<u>\$ (88,919,831.17)</u>	<u>\$ (84,744,433.88)</u>	<u>\$ (88,363,582.09)</u>	<u>\$ (88,363,582.09)</u>	<u>\$ (87,496,550.96)</u>	<u>\$ (84,928,129.68)</u>	<u>\$ (86,837,086.26)</u>	<u>\$ (81,987,431.80)</u>
GENERAL REVENUES AND OTHER CHANGES										
IN NET POSITION										
Governmental activities:										
Property taxes levied for general purposes, net	\$ 87,296,224.00	\$ 85,206,502.00	\$ 81,290,772.00	\$ 79,696,835.00	\$ 78,134,152.00	\$ 75,780,287.00	\$ 73,367,022.00	\$ 71,928,453.00	\$ 70,131,163.00	\$ 68,033,428.00
Taxes levied for debt service	7,144,883.00	7,235,215.00	7,206,184.00	7,097,597.00	7,555,883.00	7,090,564.00	7,546,468.00	6,950,521.00	6,189,487.00	7,128,159.00
Grants and contributions	7,043,485.76	7,648,256.98	7,496,822.66	6,884,258.64	5,181,911.23	4,755,600.41	4,175,265.98	3,914,534.17	3,830,047.46	941,654.92
Miscellaneous income	1,571,123.98	1,393,830.54	711,161.36	585,766.53	1,183,617.59	1,281,213.83	1,065,217.58	1,194,864.81	1,153,368.92	720,595.82
Disposal of capital assets						(512.50)	(580.82)		(10,046.60)	
Total governmental activities	<u>\$ 103,055,716.74</u>	<u>\$ 101,423,804.52</u>	<u>\$ 96,704,760.02</u>	<u>\$ 94,264,457.17</u>	<u>\$ 92,055,563.82</u>	<u>\$ 88,907,152.71</u>	<u>\$ 86,153,412.74</u>	<u>\$ 83,987,710.91</u>	<u>\$ 81,294,019.78</u>	<u>\$ 78,623,837.74</u>
Business-type activities:										
Miscellaneous income	\$ 35,750.95	\$ 18,207.47	\$ 152.17	\$ 220.86	\$ 1,928.05	\$ 2,620.91	\$ 1,048.37	\$ 243.24	\$	\$
Total business-type activities	<u>\$ 35,750.95</u>	<u>\$ 18,207.47</u>	<u>\$ 152.17</u>	<u>\$ 220.86</u>	<u>\$ 1,928.05</u>	<u>\$ 2,620.91</u>	<u>\$ 1,048.37</u>	<u>\$ 243.24</u>	<u>\$</u>	<u>\$</u>
Total district-wide	<u>\$ 103,091,467.69</u>	<u>\$ 101,442,011.99</u>	<u>\$ 96,704,912.19</u>	<u>\$ 94,264,678.03</u>	<u>\$ 92,057,491.87</u>	<u>\$ 88,908,773.65</u>	<u>\$ 86,154,461.11</u>	<u>\$ 83,987,954.15</u>	<u>\$ 81,294,019.78</u>	<u>\$ 78,623,837.74</u>
CHANGE IN NET POSITION										
Governmental activities	\$ 3,301,281.24	\$ 7,297,911.68	\$ 6,976,119.70	\$ 9,484,238.72	\$ 3,832,180.30	\$ 683,769.22	\$ (1,287,603.95)	\$ (976,825.10)	\$ (5,391,052.26)	\$ (5,190,003.35)
Business-type activities	(148,164.84)	(6,486.66)	808,961.32	36,005.43	(138,270.52)	(137,577.66)	(54,485.69)	36,649.57	(152,014.22)	26,409.29
Total district	<u>\$ 3,153,116.40</u>	<u>\$ 7,291,425.02</u>	<u>\$ 7,785,081.02</u>	<u>\$ 9,520,244.15</u>	<u>\$ 3,693,909.78</u>	<u>\$ 546,191.56</u>	<u>\$ (1,342,089.65)</u>	<u>\$ (940,175.53)</u>	<u>\$ (5,543,066.48)</u>	<u>\$ (5,163,594.06)</u>

Source: ACFR Schedule A-2

TOWNSHIP OF MONTGOMERY SCHOOL DISTRICT
FUND BALANCES - GOVERNMENTAL FUNDS
(UNAUDITED)

	2024	2023	2022	2021	2020	2019	2018	2017	2016	2015
General Fund										
Restricted	\$ 22,228,386.64	\$ 22,182,846.53	\$ 18,335,290.56	\$ 16,511,718.87	\$ 12,455,358.17	\$ 10,574,317.23	\$ 10,621,367.47	\$ 9,493,348.52	\$ 8,331,632.29	\$ 7,077,899.28
Assigned	402,264.11	728,605.41	653,947.30	259,197.00	139,859.73					
Unassigned	2,229,646.22	2,666,599.37	5,042,048.60	5,022,998.57	2,095,135.61	2,509,167.38	1,721,909.32	1,634,253.92	1,516,250.73	1,453,628.50
Total general fund	<u>\$ 24,860,296.97</u>	<u>\$ 25,578,051.31</u>	<u>\$ 24,031,286.46</u>	<u>\$ 21,793,914.44</u>	<u>\$ 14,690,353.51</u>	<u>\$ 13,083,484.61</u>	<u>\$ 12,343,276.79</u>	<u>\$ 11,127,602.44</u>	<u>\$ 9,847,883.02</u>	<u>\$ 8,531,527.78</u>
All Other Governmental Funds										
Committed	\$	\$	\$ 486,428.91	\$ 2,507.13	\$ 302,442.42	\$ 2,954,329.16	\$ 430,630.17	\$ 11,091,950.13	\$ 4,998.38	\$
Restricted for:										
Capital projects fund	261,934.89	261,934.89	320,288.13	1,096,277.13	1,083,477.13	854,311.02	4,482,721.21	5,720,399.91	19,414,467.49	2,180,477.32
Special revenue fund	546,778.80	545,313.57	510,268.15	486,537.67						
Debt service fund	135,983.14	145,005.64	41,162.65	124,439.27	131,273.63	2.08	508,507.58	508,508.49	3.16	3.45
Total all other governmental funds	<u>\$ 944,696.83</u>	<u>\$ 952,254.10</u>	<u>\$ 1,358,147.84</u>	<u>\$ 1,709,761.20</u>	<u>\$ 1,517,193.18</u>	<u>\$ 3,808,642.26</u>	<u>\$ 5,421,858.96</u>	<u>\$ 17,320,858.53</u>	<u>\$ 19,419,469.05</u>	<u>\$ 2,180,480.77</u>

Source: ACFR Schedule B-1

**TOWNSHIP OF MONTGOMERY SCHOOL DISTRICT
CHANGES IN FUND BALANCES, GOVERNMENTAL FUNDS
UNAUDITED**

	2024	2023	2022	2021	2020	2019	2018	2017	2016	2015	2014
Revenues											
Tax levy	\$ 94,441,107.00	\$ 92,441,717.00	\$ 88,496,956.00	\$ 86,794,432.00	\$ 85,690,035.00	\$ 82,870,851.00	\$ 80,913,490.00	\$ 78,878,974.00	\$ 76,320,650.00	\$ 75,161,587.00	
Tuition charges	247,556.40	150,652.50	193,166.23	92,676.00	143,515.80	169,141.00	178,915.20	203,336.30	179,166.80	121,101.90	
Transportation		4,590.00		404.25	2,572.50	27,285.00	27,195.00	45,091.40	36,235.00	53,343.00	
Rents and Royalties	258,918.20	327,626.89	4,600.56	4,825.24	12,573.24	2,108.91	2,108.91	2,108.91	7,645.82		
Interest on capital reserve	188,943.66	63,576.62	0.12	2,516.41	3,065.64						
Interest on emergency reserve	3.15	1.46	20,279.18	16,674.90	78,281.76	121,772.07	121,772.07	121,772.07	45,201.15	49,211.01	
Interest on investments	412,050.54	236,785.96	20,279.18	16,674.90	78,281.76	840,362.33	840,452.33	822,555.93	885,120.15	870,371.96	
Miscellaneous	1,796,432.48	1,608,323.06	1,263,556.03	943,118.97	943,608.65	19,541,177.37	17,042,542.16	14,589,130.69	13,337,908.91	12,286,312.24	
State sources	32,297,060.82	31,894,685.80	30,844,020.30	25,157,057.22	20,662,339.93	19,541,177.37	17,042,542.16	14,589,130.69	13,337,908.91	12,286,312.24	
Federal sources	2,872,351.97	2,429,887.37	2,401,484.40	1,623,718.85	1,166,699.35	1,174,983.73	1,205,431.08	1,004,065.70	1,070,290.40	1,050,143.59	
Total revenue	\$ 132,514,424.12	\$ 129,159,806.66	\$ 123,224,162.82	\$ 114,635,423.84	\$ 108,702,691.87	\$ 104,747,681.41	\$ 100,331,906.75	\$ 89,592,070.70	\$ 91,882,218.23	\$ 89,592,070.70	
Expenditures											
Instruction											
Regular instruction	\$ 28,879,963.59	\$ 27,318,173.43	\$ 26,844,342.87	\$ 25,286,101.53	\$ 25,095,981.28	\$ 24,395,771.97	\$ 24,128,709.58	\$ 23,524,301.96	\$ 23,473,541.66	\$ 23,153,923.10	
Special education instruction	9,718,553.20	9,880,341.70	9,660,229.95	9,537,657.37	9,538,688.42	9,282,631.58	9,141,111.35	8,448,716.42	7,844,127.70	7,362,470.95	
Other instruction	3,750,965.04	3,498,694.28	3,335,718.06	3,095,325.67	3,361,066.69	3,168,897.09	3,096,040.04	2,946,902.29	2,966,397.92	2,777,830.96	
Support Services:											
Tuition	2,267,772.71	2,986,873.29	2,143,137.26	2,553,652.03	2,647,893.68	2,693,396.46	1,971,637.49	2,689,930.68	2,511,919.19	1,961,277.06	
Student & instruction related services	14,076,749.18	12,464,977.42	11,752,425.06	10,309,832.96	9,596,762.79	9,534,214.43	9,106,045.63	8,803,131.11	8,548,678.66	8,045,652.49	
General administrative services	1,847,148.95	1,710,944.46	1,568,273.84	1,172,843.96	1,261,829.18	1,239,276.14	1,181,170.75	1,197,940.92	1,181,879.25	1,098,499.06	
School Administrative services	3,667,831.18	3,566,680.85	3,397,202.56	3,416,399.69	3,368,130.34	3,280,134.14	3,321,075.49	3,277,902.04	3,274,518.88	3,190,700.98	
Central services & administrative tech.	1,137,775.30	1,195,525.20	1,163,984.31	1,173,304.35	1,141,027.28	1,086,202.72	1,032,650.24	992,748.46	1,194,090.01	1,296,785.23	
Plant operations and maintenance	343,142.96	380,347.48	336,109.31	326,954.08	260,373.61	222,244.21	199,426.43	194,850.12	610,639.72	6,484,109.10	
Security	8,552,212.62	7,913,547.94	6,474,718.28	6,450,580.44	6,691,547.82	6,981,326.03	6,809,120.56	6,969,832.60	18,361.92	25,139.76	
Student transportation services	6,222,387.31	6,046,628.69	5,349,658.48	3,949,178.56	4,470,964.96	4,898,623.31	4,339,530.99	4,259,696.21	4,117,049.16	3,992,910.48	
Unallocated employee benefits	43,865,279.42	41,427,644.09	40,527,253.64	32,487,638.57	30,600,219.50	29,098,458.88	25,614,465.97	24,007,774.87	22,190,756.60	21,858,084.61	
Capital outlay	1,348,025.53	1,628,754.22	995,646.02	1,390,726.69	4,018,193.26	2,504,374.75	13,160,511.90	2,466,161.32	780,323.77	2,245,912.86	
Debt service:											
Cost of issue of Refunding Bonds				68,225.08							
Principal	6,439,675.00	6,292,581.91	6,033,104.19	6,017,459.34	5,852,800.00	5,692,800.00	5,757,800.00	5,037,800.00	4,517,800.00	4,422,800.00	
Interest and other charges	1,442,721.50	1,705,220.59	1,957,270.31	2,147,270.28	2,383,757.00	2,605,935.50	2,794,981.63	2,596,571.69	2,824,790.27	2,962,296.52	
Charter Schools											
Total expenditures	\$ 133,560,203.49	\$ 128,018,935.55	\$ 121,539,074.16	\$ 109,383,150.60	\$ 110,289,235.41	\$ 106,684,277.21	\$ 111,653,278.05	\$ 90,858,392.76	\$ 92,054,874.71	\$ 90,858,392.76	
Excess (Deficiency) of revenues over (under) expenditures	\$ (1,045,779.37)	\$ 1,140,871.11	\$ 1,685,088.66	\$ 5,252,273.24	\$ (1,586,543.54)	\$ (1,936,595.80)	\$ (11,321,371.30)	\$ (1,266,322.06)	\$ (172,656.49)	\$ (1,266,322.06)	
Other Financing sources (uses)											
Installment Purchase Contracts (non-budgeted)											
Refunding Bond Proceeds	320,467.76		200,670.00	702,852.00	772,423.55	871,222.21	736,207.01	530,334.59	226,000.00	388,426.48	
Original Issue Premium				9,650,000.00					18,592,000.00		
Payment to Refunding Escrow Agent				(10,807,739.52)							
Transfers in		135,981.49	9,021.88	347,525.26	108,743.55	201,360.00	373,172.75	935,000.00	1,122,304.88	370,054.00	
Transfers out		(135,981.49)	(9,021.88)	(347,525.26)	(108,743.55)		(373,172.75)	(935,000.00)	(1,122,304.88)	(370,054.00)	
Total other financing sources (uses)	\$ 320,467.76	\$ 200,670.00	\$ 200,670.00	\$ 771,077.08	\$ 772,423.55	\$ 1,072,582.21	\$ 736,207.01	\$ 388,426.48	\$ 18,728,000.00	\$ 388,426.48	
Net change in fund balances	\$ (725,311.61)	\$ 1,140,871.11	\$ 1,885,758.66	\$ 6,023,350.32	\$ (814,119.89)	\$ (864,013.59)	\$ (10,585,164.29)	\$ (877,895.58)	\$ 18,555,343.52	\$ (877,895.58)	
Debt service as a percentage of noncapital expenditures	5.96%	6.33%	6.63%	7.62%	7.75%	7.97%	8.68%	8.33%	8.04%	8.33%	

Source: ACFR Schedule B-2

TOWNSHIP OF MONTGOMERY SCHOOL DISTRICT
GENERAL FUND OTHER LOCAL REVENUE BY SOURCE
(UNAUDITED)

<u>Fiscal Year</u> <u>Ended June 30,</u>	<u>Tuition</u>	<u>Transportation</u> <u>Fees</u>	<u>Interest On</u> <u>Investments</u>	<u>Rentals</u>	<u>Prior Year</u> <u>Refunds</u>	<u>Participation</u> <u>Fees</u>	<u>Misc.</u>	<u>Total</u>
2024	\$ -	\$	\$ 900,199.62	\$	\$	\$	\$ 233,567.10	\$ 1,133,766.72
2023		4,590.00	302,344.04				364,931.95	671,865.99
2022	193,166.23		24,879.86	207,210.69			252,064.68	677,321.46
2021	92,676.00	404.25	24,016.55	15,810.75			421,952.77	554,860.32
2020	143,515.80	2,572.50	93,920.64	257,851.33			203,282.89	701,143.16
2019	169,141.00	27,285.00	284,246.13	392,072.51	9,914.82		358,806.69	1,241,466.15
2018	178,915.20	27,195.00	178,160.21	446,770.79	7,709.21		178,461.20	1,017,211.61
2017	181,156.30	45,091.40	123,880.98	400,536.23	20,556.04	109,660.26	200,372.07	1,081,253.28
2016	183,337.50	36,235.00	52,846.97	353,213.06	115,826.39	139,133.00	228,594.62	1,109,186.54
2015	121,101.90	53,343.00	49,211.01	384,385.42	41,176.54	142,600.00	245,822.85	1,037,640.72

Source: District Records

TOWNSHIP OF MONTGOMERY SCHOOL DISTRICT
ASSESSED VALUE AND ACTUAL VALUE OF TAXABLE PROPERTY - MONTGOMERY
UNAUDITED

Calendar Year Ended December 31,	Vacant Land	Residential	Farm	Q.Farm	Commercial	Industrial	Apartment	Total Assessed Value	Public Utilities (a)	Net Valuation Taxable	Est. Actual (County Equalized Value)	Total Direct School Tax Rate (b)
2023	\$ 32,412,900	\$ 3,520,450,503	\$ 62,078,400	\$ 1,727,300	\$ 269,734,000	\$ 3,112,900	\$ 111,226,200	\$ 4,000,742,203	\$ 1,860,600	\$ 4,002,602,803	\$ 5,534,233,671	\$ 2.363
2022	42,112,600	3,500,721,898	61,878,900	1,639,100	269,595,000	3,112,900	100,104,800	3,979,165,198	2,532,253	3,981,697,451	5,020,394,953	2.212
2021	48,466,100	3,450,880,033	65,533,300	1,887,100	268,486,800	3,112,900	100,104,800	3,938,471,033	2,093,762	3,940,564,795	4,969,186,374	2.194
2020	61,362,600	3,417,308,133	64,641,200	1,905,000	269,698,600	3,112,900	100,104,800	3,918,133,233	2,045,044	3,920,178,277	4,881,915,662	2.162
2019	61,524,700	3,385,470,433	62,078,700	1,940,500	269,282,400	3,112,900	100,104,800	3,883,514,433	2,064,484	3,885,578,917	4,836,257,077	2.153
2018	51,778,900	3,356,813,300	63,839,700	1,794,300	269,186,100	3,112,900	100,104,800	3,846,630,000	2,074,985	3,848,704,985	4,731,984,254	2.103
2017	44,878,300	3,337,722,100	64,111,200	1,827,200	275,672,600	3,112,900	100,104,800	3,827,429,100	2,118,288	3,829,547,388	4,652,277,987	2.069
2016	52,452,100	3,271,467,700	70,941,600	1,925,200	282,631,200	3,112,900	97,932,200	3,780,462,900	2,118,666	3,782,581,566	4,435,527,153	2.036
2015	59,459,900	3,223,428,000	68,334,900	1,933,100	281,624,200	3,112,900	97,010,200	6,958,331,200	2,194,918	6,960,526,118	4,428,431,154	2.001
2014	58,144,700	3,188,845,100	69,628,900	1,940,900	286,488,500	3,112,900	97,010,200	3,705,171,200	2,079,867	3,707,251,067	4,435,572,346	1.982

Source: District records Tax list summary & Municipal Tax Assessor
Note: Real property is required to be assessed at some percentage of true value (fair or market value) established by each county board of taxation.
Reassessment occurs when ordered by the County Board of Taxation
(a): Taxable Value of Machinery, Implements and Equipment of Telephone, Telegraph and Messenger System Companies
(b): Tax rates are per \$100

TOWNSHIP OF MONTGOMERY SCHOOL DISTRICT
ASSESSED VALUE AND ACTUAL VALUE OF TAXABLE PROPERTY - ROCKY HILL
(UNAUDITED)

Calendar Year Ended December 31,	Vacant Land	Residential	Q-Farm	Commercial	Industrial	Apartment	Total Assessed Value	Public Utilities (a)	Net Valuation Taxable	Est. Actual (County Equalized Value)	Total Direct School Tax Rate (b)
2023	\$ 465,300	\$ 134,667,800	\$ 11,200	\$ 9,544,000	\$ 9,900,000	\$ 1,466,500	\$ 156,054,800	\$ 412,400	\$ 156,467,200	\$ 148,513,131	\$ 1.365
2022	440,600	125,042,800	11,200	8,864,900	9,250,000	1,202,800	144,812,300	402,800	145,215,100	141,778,266	1.463
2021	856,600	119,496,500	11,200	8,221,200	8,640,000	1,124,400	138,349,900	402,800	138,752,700	137,755,184	1.463
2020	1,039,300	112,867,500	11,200	8,492,400	8,640,000	1,115,600	132,166,100	372,668	132,538,768	133,690,168	1.540
2019	1,182,700	111,880,100	11,200	8,439,600	8,389,800	1,118,300	131,021,700	372,169	131,393,869	133,763,859	1.508
2018	220,600	111,410,500	20,900	8,563,800	8,239,800	1,121,100	129,576,700	376,924	129,953,624	134,451,664	1.390
2017	220,600	110,969,600	20,900	8,260,300	8,239,800	1,086,600	128,797,800	376,924	129,174,724	129,032,788	1.371
2016	440,500	111,283,200	20,900	8,070,000	7,939,800	1,089,400	128,843,800	367,089	129,210,889	131,325,225	1.318
2015	674,800	111,209,300	11,200	6,316,000	7,784,100	1,084,400	127,079,800	344,924	127,424,724	129,374,322	1.273
2014	420,500	104,150,800	20,900	7,657,000	7,394,900	1,025,500	120,669,600	342,424	121,012,024	127,960,266	1.335

Source: District records Tax list summary & Municipal Tax Assessor
Note: Real property is required to be assessed at some percentage of true value (fair or market value) established by each county board of taxation.
Reassessment occurs when ordered by the County Board of Taxation
(a): Taxable Value of Machinery, Implements and Equipment of Telephone, Telegraph and Messenger System Companies
(b): Tax rates are per \$100

TOWNSHIP OF MONTGOMERY SCHOOL DISTRICT
DIRECT AND OVERLAPPING PROPERTY TAX RATES - MONTGOMERY
UNAUDITED

Calendar Year Ended December 31,	Township of Montgomery			Overlapping Rates		Total Direct and Overlapping Tax Rate
	Basic Rate (a)	General Obligation Debt Service (b)	Total Direct School Tax Rate	Township of Montgomery	Somerset County	
2023	\$ 2.184	\$ 0.179	\$ 2.363	\$ 0.494	\$ 0.515	\$ 3.372
2022	2.039	0.173	2.212	0.477	0.483	3.172
2021	2.015	0.179	2.194	0.469	0.482	3.145
2020	1.986	0.176	2.162	0.464	0.493	3.119
2019	1.969	0.184	2.153	0.453	0.492	3.098
2018	1.907	0.196	2.103	0.440	0.482	3.025
2017	1.876	0.193	2.069	0.427	0.482	2.978
2016	1.857	0.179	2.036	0.410	0.481	2.927
2015	1.839	0.162	2.001	0.389	0.470	2.860
2014	1.790	0.192	1.982	0.373	0.470	2.825

Source: District Records and Municipal Tax Collector
(Rates are per \$100 of assessed value)

NJSA 18A:7F-5d limits the amount that the district can submit for a general fund tax levy. The levy when added to other components of the district's net budget may not exceed the prebudget year net budget by more than the spending growth limitation calculated as follows: the prebudget year net budget increased by the cost of living or 2.5 percent, whichever is greater, plus any spending growth adjustments.

(a) The district's basic tax rate is calculated from the A4F form which is submitted with the budget and the Net valuation taxable

(b) Rates for debt service are based on each year's requirements.

TOWNSHIP OF MONTGOMERY SCHOOL DISTRICT
DIRECT AND OVERLAPPING PROPERTY TAX RATES - ROCKY HILL
UNAUDITED

Calendar Year Ended December 31,	Borough of Rocky Hill			Overlapping Rates		Total Direct and Overlapping Tax Rate
	Basic Rate (a)	General Obligation Debt Service (b)	Total Direct School Tax Rate	Borough of Rocky Hill	Somerset County	
2023	1.262	0.103	\$ 1.365	\$ 0.446	\$ 0.354	\$ 2.165
2022	1.348	0.115	1.410	0.420	0.375	2.205
2021	1.344	0.119	1.463	0.429	0.393	2.285
2020	1.415	0.125	1.540	0.439	0.403	2.382
2019	1.469	0.039	1.508	0.435	0.410	2.353
2018	1.334	0.037	1.371	0.406	0.399	2.176
2017	1.334	0.037	1.371	0.396	0.404	2.171
2016	1.296	0.022	1.318	0.395	0.409	2.122
2015	1.294	0.022	1.316	0.371	0.401	2.088
2014	1.312	0.023	1.335	0.373	0.472	2.180

Source: District Records and Municipal Tax Collector
(Rates are per \$100 of assessed value)

Note: Real property is required to be assessed at some percentage of true value (fair or market value) established by each county board of taxation. Reassessment occurs when ordered by the County Board of Taxation.

NJSA 18A:7F-5d limits the amount that the district can submit for a general fund tax levy. The levy when added to other components of the district's net budget may not exceed the prebudget year net budget by more than the spending growth limitation calculated as follows: the prebudget year net budget increased by the cost of living or 2.5 percent, whichever is greater, plus any spending growth adjustments.

(a) The district's basic tax rate is calculated from the A4F form which is submitted with the budget and the Net valuation taxable

(b) Rates for debt service are based on each year's requirements.

Note: Real property is required to be assessed at some percentage of true value (fair or market value) established by each county board of taxation.
Reassessment occurs when ordered by the County Board of Taxation.

TOWNSHIP OF MONTGOMERY SCHOOL DISTRICT
PRINCIPAL PROPERTY TAX PAYERS - MONTGOMERY
CURRENT YEAR AND NINE YEARS AGO
UNAUDITED

Taxpayer	2024				2015			
	Taxable Assessed Value	Rank	% of Total District Net Assessed Value		Taxable Assessed Value	Rank	% of Total District Net Assessed Value	
Pike Run LLC/Cloverleaf	\$ 102,698,700	1	2.57%		\$ 82,310,300	1	2.22%	
Montpen/Research Park LLC/ABCF LLC	43,171,000	2	1.08%		49,838,400	2	1.35%	
Johnson and Johnson	41,266,600	3	1.03%		41,797,200	3	1.13%	
Presbyterian Homes	41,000,000	4	1.02%		41,000,000	4	1.11%	
Bloomburg LP	13,333,300	5	0.33%		15,837,600	5	0.43%	
OT Princeton, LLC	10,302,700	6	0.26%					
Chesapeake Holdings	10,034,200	7	0.25%		8,069,000	10	0.22%	
Princeton North Realty	7,909,500	8	0.20%		10,302,700	9	0.28%	
Larken Associates	4,995,000	9	0.12%					
423 Clubcorp Inc.	4,180,300	10	0.10%					
Sharbell Plainsboro Inc					24,228,600	6	0.65%	
Convatec Inc					15,651,000	7	0.42%	
JER/Herring Orchard					11,996,200	8	0.32%	
Total	\$ 278,891,300		6.97%		\$ 301,031,000		8.13%	

TOWNSHIP OF MONTGOMERY SCHOOL DISTRICT
PRINCIPAL PROPERTY TAX PAYERS - ROCKY HILL
CURRENT YEAR AND NINE YEARS AGO
UNAUDITED

Taxpayer	2024				2015			
	Taxable Assessed Value	Rank	% of Total District Net Assessed Value		Taxable Assessed Value	Rank	% of Total District Net Assessed Value	
J & R Association LLC	\$ 9,900,000	1	6.33%		\$ 7,394,900	1	6.13%	
CDG Partners, L.L.C	1,840,000	2	1.18%					
Bank of America	1,450,000	3	0.93%		1,104,500	3	0.92%	
Witherspoon Partners LLC	1,322,500	4	0.85%		1,076,600	4	0.89%	
Yver, Family Holdings LLC	1,288,700	5	0.82%					
Yver, Antoine	1,285,000	6	0.82%					
Schafer, Barbara D.	1,177,500	7	0.75%		956,200	6	0.79%	
Silverstein, Norman	1,163,000	8	0.74%					
25 Wasington Rd LLC	1,155,900	9	0.74%					
Merritt Brothers, Inc.	1,073,600	10	0.69%					
Copper Spoon Properties, LLC					1,062,500	5	0.88%	
George F. White, III					700,000	10	0.58%	
Hayden, Stephen P.					715,900	9	0.59%	
Donato, Joseph & Alana					1,107,400	2	0.92%	
Schellscheidt, Karl & Dani					785,900	7	0.65%	
Total	\$ 21,656,200		13.84%		726,300	8	0.60%	
					\$ 15,630,200		12.95%	

Source: District ACFR J11 & Municipal Tax Assessor

TOWNSHIP OF MONTGOMERY SCHOOL DISTRICT
PROPERTY TAX LEVIES AND COLLECTIONS
UNAUDITED

Fiscal Year Ended June 30,	Taxes Levied for the Fiscal Year	<u>Collected within the Fiscal Year of the Levy (a)</u>		Collections in Subsequent Years
		<u>Amount</u>	<u>Percentage of Levy</u>	
2024	\$ 94,441,107	\$ 94,441,107	100.00%	-
2023	92,441,717	92,441,717	100.00%	-
2022	88,496,956	88,496,956	100.00%	-
2021	86,794,432	86,794,432	100.00%	-
2020	85,690,035	85,690,035	100.00%	-
2019	82,870,851	82,870,851	100.00%	-
2018	80,913,490	80,913,490	100.00%	-
2017	78,878,974	78,878,974	100.00%	-
2016	76,320,650	76,320,650	100.00%	-
2015	75,161,587	75,161,587	100.00%	-

Source: District records including the Certificate and Report of School Taxes (A4F form)

Note: School taxes are collected by the Municipal Tax Collector. Under New Jersey State Statute, a municipality is required to remit to the school district the entire property tax balance, in is the amount voted upon or certified prior to the end of the school year.

TOWNSHIP OF MONTGOMERY SCHOOL DISTRICT
RATIOS OF OUTSTANDING DEBT BY TYPE
UNAUDITED

<u>Fiscal Year</u> <u>Ended</u> <u>June 30,</u>	<u>Governmental Activities</u>				<u>Percentage</u> <u>of Personal</u> <u>Income (a)</u>	<u>Total</u> <u>District</u>	<u>Per Capita (a)</u>
	<u>General</u> <u>Obligation</u> <u>Bonds</u>	<u>Certificates</u> <u>of</u> <u>Participation</u>	<u>Installment</u> <u>Purchases</u>				
2024	\$ 33,312,000	\$	\$ 332,422	\$	1.24%	33,644,422	\$ 1,376
2023	38,987,000	764,675	365,902		1.45%	40,117,577	1,651
2022	44,497,000	1,542,028	892,399		1.72%	46,931,427	1,936
2021	49,787,000	2,275,097	1,435,921		2.04%	53,498,018	2,252
2020	56,177,000	2,933,124	1,546,143		2.42%	60,656,267	2,542
2019	61,332,000	3,741,200	1,371,617		2.80%	66,444,817	2,780
2018	66,327,000	4,439,000	1,065,005		3.25%	71,831,005	3,011
2017	71,407,000	5,116,800	815,431		3.69%	77,339,231	3,260
2016	78,467,000	5,769,600	697,710		4.35%	84,934,310	3,628
2015	63,850,000	6,402,400	880,339		3.91%	71,132,739	3,069

Source: District ACFR Schedules I-1, I-2

Note: Details regarding the district's outstanding debt can be found in the notes to the financial statements.

(a) See Exhibit NJ J-14 for personal income and population data. These ratios are calculated using personal income and population for the prior calendar year.

TOWNSHIP OF MONTGOMERY SCHOOL DISTRICT
RATIOS OF NET BONDED DEBT OUTSTANDING
(UNAUDITED)

Fiscal Year Ended June 30,	General Bonded Debt Outstanding		Percentage of Actual Taxable Value (a) of Property	Per Capita (b)
	General Obligation Bonds	Net General Bonded Debt Outstanding		
2024	\$ 33,312,000	\$ 33,312,000	0.58%	\$ 1,362
2023	38,987,000	38,987,000	0.75%	1,605
2022	44,497,000	44,497,000	0.89%	1,836
2021	49,787,000	49,787,000	1.01%	2,095
2020	56,177,000	56,177,000	1.41%	2,733
2019	61,332,000	61,332,000	1.70%	3,305
2018	66,327,000	66,327,000	1.67%	2,722
2017	71,407,000	71,407,000	1.77%	2,904
2016	78,467,000	78,467,000	1.86%	3,074
2015	63,850,000	63,850,000	1.95%	3,245

Note: Details regarding the district's outstanding debt can be found in the notes to the financial statements.

(a) See Exhibit J-6 for property tax data.

(b) Population data can be found in Exhibit NJ J-14.

TOWNSHIP OF MONTGOMERY SCHOOL DISTRICT
DIRECT AND OVERLAPPING GOVERNMENTAL ACTIVITIES DEBT
AS OF DECEMBER 31, 2023
(UNAUDITED)

<u>Governmental Unit</u>	<u>Debt Outstanding</u>	<u>Estimated Percentage Applicable (a)</u>	<u>Estimated Share of Overlapping Debt</u>
Debt repaid with property taxes			
Township of Montgomery	\$ 39,869,735	100%	\$ 39,869,735
Borough of Rocky Hill	138,118	100%	138,118
Other debt			
Somerset County	276,384,694	5.74%	<u>15,873,248</u>
Subtotal, overlapping debt			55,881,101
Township of Montgomery School District Direct Debt	33,312,000	100%	<u>33,312,000</u>
Total direct and overlapping debt			<u>\$ 89,193,101</u>

Source: Municipal Chief Financial Officer, County Treasurer's Office

Note: Overlapping governments are those that coincide, at least in part, with the geographic boundaries of the District. This schedule estimates the portion of the outstanding debt of those overlapping governments that is borne by the residents and businesses of the district. This process recognizes that, when considering the District's ability to issue and repay long-term debt, the entire debt burden borne by the residents and businesses should be taken into account. However this does not imply that every taxpayer is a resident, and therefore responsible for repaying the debt, of each overlapping payment.

(a) For debt repaid with property taxes, the percentage of overlapping debt applicable is estimated using taxable assessed property values. Applicable percentages were estimated by determining the portion of another governmental unit's taxable value that is within

Equalized Valuation Basis

Calendar Year	Montgomery	Rocky Hill	Total
2023	\$6,189,267,022	\$162,845,455	\$6,352,112,477
2022	5,497,603,203	137,353,979	5,634,957,182
2021	4,966,546,069	134,634,002	5,101,180,071
	<u>\$16,653,416,294</u>	<u>\$434,833,436</u>	<u>\$17,088,249,730</u>
Average Equalized Valuation of Taxable Property	<u>\$5,551,138,765</u>	<u>\$144,944,479</u>	<u>\$5,696,083,243</u>
Debt Limit (4% (a) of average equalization value)			\$227,843,330
Total Net Debt Applicable to Limit			<u>33,312,009</u>
Legal Debt Margin			<u>\$194,531,330</u>

	Fiscal Year Ending June 30,									
	2024	2023	2022	2021	2020	2019	2018	2017	2016	2015
Debt Limit	\$227,843,330	\$199,844,701	\$199,844,701	\$194,889,826	\$193,508,213	\$187,735,003	\$184,296,323	\$182,649,314	\$184,122,444	\$185,954,541
Total Net Debt Applicable To Limit	33,312,000	38,987,000	44,497,000	49,787,000	56,177,000	61,332,000	66,327,000	71,407,000	78,467,000	63,850,000
Legal Debt Margin	\$194,531,330	\$160,857,701	\$155,347,701	\$145,102,826	\$137,331,213	\$126,403,003	\$117,969,323	\$111,242,314	\$105,655,444	\$122,104,541
Total Net Debt Applicable to the Limit as a % of Debt Limit	14.62%	19.51%	22.27%	25.55%	29.03%	32.67%	35.99%	39.10%	42.62%	34.34%

Source: Equalized valuation bases were obtained from the Annual Report of the State of New Jersey, Department of Treasury, Division of Taxation (a) Limit set by N.J.S.A. 18A:24-19 for a K through 12 district; other % limits would be applicable for other district types.

TOWNSHIP OF MONTGOMERY SCHOOL DISTRICT
DEMOGRAPHIC AND ECONOMIC STATISTICS
(UNAUDITED)

Year	Population (a)		Personal Income (b)	Per Capita Personal Income (c)	Unemployment Rate (d)	
	Montgomery	Rocky Hill			Montgomery	Rocky Hill
2023	23,719	740	\$2,708,907,627	\$110,753.00	3.60%	2.10%
2022	23,559	738	2,769,250,575	113,975.00	2.70%	3.40%
2021	23,559	738	2,741,309,025	112,825.00	4.10%	3.80%
2020	23,502	736	2,677,474,908	110,466.00	6.00%	6.80%
2019	23,094	666	2,485,771,200	104,620.00	2.50%	2.20%
2018	23,186	671	2,366,852,970	99,210.00	3.30%	3.50%
2017	23,224	676	2,207,212,800	92,352.00	3.30%	3.50%
2016	23,181	677	2,109,023,342	88,399.00	3.40%	4.00%
2015	23,046	679	1,978,332,850	83,386.00	4.00%	3.80%
2014	22,728	681	1,846,197,603	78,867.00	4.40%	3.50%

Source:

(a) Population information provided by the NJ Dept. of Labor and Workforce Development.

(b) Personal income has been estimated based upon the municipal population and per capita personal income presented.

(c) Per capita personal income by municipality estimated based upon US Department of Commerce, Bureau of Economic Analysis.

(d) Unemployment data provided by the NJ Dept. of Labor and Workforce Development.

TOWNSHIP OF MONTGOMERY SCHOOL DISTRICT
FULL-TIME EQUIVALENT DISTRICT EMPLOYEES BY FUNCTION/PROGRAM
 (UNAUDITED)

<u>Function/Program</u>	<u>2024</u>	<u>2023</u>	<u>2022</u>	<u>2021</u>	<u>2020</u>	<u>2019</u>	<u>2018</u>	<u>2017</u>	<u>2016</u>	<u>2015</u>
Instruction										
Regular	303	300	298	307	323	320	311	311	306	306
Special education	92	91	89	92	99	194	181	173	159	159
Support Services:										
Student & instruction related services	147	148	147	142	138	75	81	87	87	78
General administrative services	15	15	12	10	11	5	5	5	5	5
School administrative services	21	21	22	24	27	32	35	35	35	36
Business administrative services	7	8	8	8	8	14	12	12	13	13
Plant operations and maintenance	50	51	46	48	48	49	53	51	51	52
Pupil transportation	58	57	55	54	53	56	63	57	61	63
Athletics	4	4	3	4	4	4	4	4	4	4
Total	<u>697</u>	<u>695</u>	<u>680</u>	<u>689</u>	<u>711</u>	<u>749</u>	<u>745</u>	<u>735</u>	<u>721</u>	<u>716</u>

Source: District Personnel Records

TOWNSHIP OF MONTGOMERY SCHOOL DISTRICT
OPERATING STATISTICS
(UNAUDITED)

Fiscal Year	Enrollment	Operating Expenditures (a)	Cost Per Pupil	% Change	Teaching Staff (b)	Teacher/Pupil Ratio			Average Daily Enrollment (c)	Average Daily Attendance (c)	% Change in Average Daily Enrollment	Student Attendance Percentage
						Elementary	Middle	High				
						School	School	School				
2024	4,477	\$121,366,187	27,109	7.39%	451	1:16	1:16	1:16	4,482.6	4,288.4	(2.38%)	95.67%
2023	4,579	115,589,810	25,243	4.11%	451	1:16	1:16	1:16	4,592.1	4,364.4	0.83%	95.04%
2022	4,533	109,914,095	24,248	10.70%	438	1:16	1:16	1:16	4,554.5	4,302.6	1.15%	94.47%
2021	4,503	98,636,433	21,905	5.17%	458	1:16	1:16	1:16	4,502.9	4,435.5	(3.87%)	98.50%
2020	4,707	98,038,550	20,828	1.04%	456	1:20	1:20	1:20	4,684.4	4,573.1	0.57%	97.62%
2019	4,658	96,015,283	20,613	9.88%	454	1:20	1:20	1:20	4,658.0	4,595.0	(1.80%)	98.65%
2018	4,787	89,802,476	18,760	3.92%	468	1:20	1:20	1:20	4,743.5	4,570.8	(0.79%)	96.36%
2017	4,799	86,634,678	18,053	1.50%	468	1:20	1:21	1:20	4,781.4	4,613.3	0.12%	96.48%
2016	4,763	84,712,284	17,785	3.72%	468	1:17	1:20	1:20	4,775.7	4,626.1	0.39%	96.87%
2015	4,737	81,227,383	17,147	3.90%	465	1:17	1:20	1:20	4,757.0	4,604.0	(0.52%)	96.78%

Sources: District records, ASSA

Note: Enrollment based on annual October district count.

- a Operating expenditures equal total expenditures less debt service and capital outlay; Schedule J-4
- b Teaching staff includes only full-time equivalents of certificated staff.
- c Average daily enrollment and average daily attendance are obtained from the School Register Summary (SRS).

TOWNSHIP OF MONTGOMERY SCHOOL DISTRICT
SCHOOL BUILDING INFORMATION
LAST TEN FISCAL YEARS
(UNAUDITED)

District Building	2024	2023	2022	2021	2020	2019	2018	2017	2016	2015
Village School										
Square Feet	88,131	88,131	88,131	88,131	88,131	88,131	84,370	83,425	83,425	83,425
Capacity (students)	895	895	895	895	895	895	895	883	883	883
Enrollment	639	643	642	634	660	660	697	657	636	666
Orchard Hill										
Square Feet	129,995	129,995	129,995	129,995	129,995	129,995	129,995	129,995	129,995	129,995
Capacity (students)	1,241	1,241	1,241	1,241	1,241	1,241	1,241	1,241	1,241	1,241
Enrollment ^a	764	824	774	727	813	811	897	906	848	838
Lower Middle School - (1999-2005 = Grades 6-8)										
Square Feet	127,300	127,300	127,300	127,300	127,300	127,300	127,300	127,300	127,300	127,300
Capacity (students)	875	875	875	875	875	875	875	875	875	875
Enrollment	697	738	716	743	797	792	720	774	776	751
Upper Middle School - (2005-Moved to HS)										
Square Feet	142,349	142,349	142,349	142,349	142,349	142,349	142,349	142,349	142,349	142,349
Capacity (students)	985	985	985	985	985	985	985	985	985	985
Enrollment	759	757	831	776	778	776	835	815	820	819
High School - (New Building - 2005/2006)										
Square Feet	429,000	429,000	429,000	406,000	406,000	406,000	406,000	406,000	406,000	406,000
Capacity (students)	1,779	1,779	1,779	1,779	1,779	1,779	1,779	1,779	1,779	1,779
Enrollment	1,620	1,617	1,570	1,576	1,624	1,619	1,638	1,647	1,683	1,702
Transportation										
Square Feet	3,385	3,385	3,385	3,385	3,385	3,385	3,385	3,385	3,385	3,385

Number of Schools at June 30, 2024

Elementary = 2
 Middle School = 2
 High School = 1
 Other = 1

Source: District records, ASSA, LRFP

TOWNSHIP OF MONTGOMERY - SCHOOL DISTRICT
SCHEDULE OF REQUIRED MAINTENANCE FOR SCHOOL FACILITIES

LAST TEN FISCAL YEARS

(UNAUDITED)

UNDISTRIBUTED EXPENDITURES - REQUIRED MAINTENANCE FOR SCHOOL FACILITIES
11-000-261-XXX

School Facilities	Project # (s)	2024	2023	2022	2021	2020	2019	2018	2017	2016	2015
Village Elementary	N/A	\$ 383,878	\$ 115,986	\$ 98,214	\$ 91,865	\$ 108,575	\$ 105,119	\$ 94,288	\$ 114,788	\$ 111,694	\$ 127,328
Orchard Hill Elementary	N/A	114,657	480,959	138,675	134,152	156,375	117,484	145,826	180,501	148,124	169,968
Lower Middle School	N/A	167,228	156,737	152,301	118,293	163,838	153,324	162,875	114,803	128,225	142,282
Upper Middle School	N/A	218,639	271,658	71,355	154,219	188,845	166,309	156,504	140,797	138,528	181,520
High School	N/A	707,289	739,383	402,932	471,524	546,759	451,470	505,094	416,209	513,156	392,448
Total School Facilities		\$ 1,591,671	\$ 1,764,723	\$ 863,477	\$ 969,853	\$ 1,164,392	\$ 993,706	\$ 1,064,587	\$ 967,098	\$ 1,039,727	\$ 1,013,546
Other Facilities *			2,172	2,371	2,154	2,301	42,959	315,118	33,432	19,688	85,429
Grand Total		\$ 1,591,671	\$ 1,766,895	\$ 865,848	\$ 972,007	\$ 1,166,693	\$ 1,036,665	\$ 1,379,705	\$ 1,000,530	\$ 1,059,415	\$ 1,098,975

* Other Facilities includes cost of purchase and installation of new modular transportation building to be operational in July 2018

MONTGOMERY TOWNSHIP SCHOOL DISTRICT
INSURANCE SCHEDULE
JUNE 30, 2024
(UNAUDITED)

<u>Company</u>	<u>Type of Coverage</u>	<u>Coverage</u>	<u>Deductible</u>
SAIF	Property Blanket Building & Contents- Replacement Cost Values	\$ 500,000,000	\$ 2,500
SAIF	Flood	25,000,000	1,000,000 / 250,000
SAIF	Earthquake	25,000,000	5%
SAIF	Environmental/Pollution Liability	1,000,000 occ/ 25,000,000 agg.	10,000
SAIF	General Liability -Each Occurrence -General Aggregate -Personal Injury -Fire Damage -Aggregate	10,000,000 10,000,000 10,000,000 10,000,000 10,000,000	
SAIF	Automotive Coverage -Combined Single Limit -Hired/Non-Owned -Uninsured & Underinsured Auto Physical Damage	10,000,000 10,000,000 15,000/30,000/5,000 Included	1,000
SAIF	Crime Coverage -Money & Securities (inside/outside) - Blanket Dishonesty Bond (including Faithful Performance for Elected Officials)	50,000 500,000	1,000
SAIF	Cyber Liability - Third Party Pool Limit - Third Party Each Member - First Party	25,000,000 2,000,000 750,000	10,000
SAIF	Boiler & Machinery Coverage	100,000,000	2,500
NJUEP	Umbrella Liability Coverage -Occurrence Limit -Aggregate Limit	30,000,000 30,000,000	
NJSIG	Workers Compensation Employers' Liability - Bodily Injury by Accident - Bodily Injury by Disease - Employee - Bodily Injury by Disease - Aggregate	Statutory 3,000,000 3,000,000 3,000,000	
NJSIG	School Leaders Errors & Omissions -Each Claim -Aggregate Retroactive Date: July 1, 1986	10,000,000 12,000,000	15,000
Hanover Insurance	Surety Bonds - Business Administrator/Board Secretary	415,000	
Beazley Syndicate at Lloyds	Pollution Liability with Mold	1,000,000 occ/ 2,000,000 agg.	\$25,000

Source: District Records

THIS PAGE INTENTIONALLY LEFT BLANK

SINGLE AUDIT SECTION



SUPLEE, CLOONEY & COMPANY LLC

CERTIFIED PUBLIC ACCOUNTANTS

308 East Broad Street, Westfield, New Jersey 07090-2122

Telephone 908-789-9300

Fax 908-789-8535

E-mail info@scnco.com

**INDEPENDENT AUDITOR'S REPORT ON INTERNAL CONTROL
OVER FINANCIAL REPORTING AND ON COMPLIANCE AND
OTHER MATTERS BASED ON AN AUDIT OF BASIC FINANCIAL
STATEMENTS PERFORMED IN ACCORDANCE WITH
GOVERNMENT AUDITING STANDARDS**

Honorable President and Members
of the Board of Education
Township of Montgomery School District
County of Somerset
Skillman, New Jersey 08558

We have audited, in accordance with the auditing standards generally accepted in the United States of America, and the standards applicable to financial audits contained in *Government Auditing Standards* issued by the Comptroller General of the United States, the financial statements of the governmental activities, the business-type activities and each major fund of the Township of Montgomery School District (the "District") as of and for the year ended June 30, 2024, and the related notes to the financial statements, which collectively comprise the District's financial statements, and have issued our report thereon dated November 19, 2024.

Internal Control Over Financial Reporting

In planning and performing our audit of the financial statements, we considered the District's control over financial reporting (internal control) as a basis for designing audit procedures that are appropriate in the circumstances for the purpose of expressing our opinions on the financial statements but not for the purpose of expressing an opinion on the effectiveness of the District's internal control. Accordingly, we do not express an opinion on the effectiveness of the Township of Montgomery School District's internal control.

A *deficiency in internal control* exists when the design or operation of a control does not allow management or employees, in the normal course of performing their assigned functions, to prevent, or detect and correct, misstatements on a timely basis. A *material weakness* is a deficiency, or a combination of deficiencies, in internal control, such that there is a reasonable possibility that a material misstatement of the District's financial statements will not be prevented, or detected and corrected on a timely basis. A *significant deficiency* is a deficiency, or a combination of deficiencies, in internal control that is less severe than a material weakness, yet important enough to merit attention by those charged with governance.

SUPLEE, CLOONEY & COMPANY LLC

Our consideration of internal control was for the limited purpose described in the first paragraph of this section and was not designed to identify all deficiencies in internal control that might be material weaknesses or significant deficiencies. Given these limitations, during our audit we did not identify any deficiencies in internal control that we consider to be material weaknesses. However, material weaknesses may exist that have not been identified.

Compliance and Other Matters

As part of obtaining reasonable assurance about whether the District's financial statements are free from material misstatement, we performed tests of its compliance with certain provisions of laws, regulations, contracts, and grant agreements, noncompliance with which could have a direct and material effect on the financial statements. However, providing an opinion on compliance with those provisions was not an objective of our audit, and accordingly, we do not express such an opinion. The results of our tests disclosed no instances of noncompliance or other matters that are required to be reported under *Government Auditing Standards*. However, we noted an immaterial instance of noncompliance that we have reported to the Board of Education of the Township of Montgomery School District in a separate Auditor's Management Report on Administrative Findings – Financial and Compliance dated November 19, 2024.

Purpose of This Report

The purpose of this report is solely to describe the scope of our testing of internal control and compliance and the results of that testing, and not to provide an opinion on the effectiveness of the District's internal control or on compliance. This report is an integral part of an audit performed in accordance with *Government Auditing Standards* in considering the District's internal control and compliance. Accordingly, this communication is not suitable for any other purpose.



CERTIFIED PUBLIC ACCOUNTANTS



PUBLIC SCHOOL ACCOUNTANT NO. 948

November 19, 2024



SUPLEE, CLOONEY & COMPANY LLC

CERTIFIED PUBLIC ACCOUNTANTS

308 East Broad Street, Westfield, New Jersey 07090-2122

Telephone 908-789-9300

Fax 908-789-8535

E-mail info@scnco.com

**INDEPENDENT AUDITOR'S REPORT ON COMPLIANCE FOR EACH MAJOR FEDERAL AND
STATE FINANCIAL ASSISTANCE PROGRAM AND ON INTERNAL CONTROL OVER
COMPLIANCE REQUIRED BY THE UNIFORM GUIDANCE AND NEW JERSEY OMB
CIRCULAR 15-08**

Honorable President and Members
of the Board of Education
Township of Montgomery School District
County of Somerset
Skillman, New Jersey 08558

Report on Compliance for Each Major Federal and State Program

Opinion on Each Major Federal and State Program

We have audited the Township of Montgomery School District, County of Somerset, State of New Jersey (the "District") compliance with the types of compliance requirements described in the federal *OMB Compliance Supplement* and the New Jersey *OMB State Grant Compliance Supplement* that could have a direct and material effect on each of the Township of Montgomery School District's major federal and state programs for the year ended June 30, 2024. The District's major federal and state programs are identified in the summary of auditor's results section of the accompanying schedule of findings and questioned costs.

In our opinion, the District complied, in all material respects, with the types of compliance requirements referred to above that could have a direct and material effect on each of its major federal and state programs for the year ended June 30, 2024.

Basis for Opinion on Each Major Federal and State Program

We conducted our audit of compliance in accordance with auditing standards generally accepted in the United States of America; the standards applicable to financial audits contained in *Government Auditing Standards*, issued by the Comptroller General of the United States; the audit requirements of Title 2 U.S. Code of Federal Regulations Part 200, *Uniform Administrative Requirements, Cost Principles, and Audit Requirements for Federal Awards (Uniform Guidance)* and the New Jersey *OMB State Grant Compliance Supplement*. Our responsibilities under those standards, the Uniform Guidance and the New Jersey OMB State Grant Compliance Supplement are further described in the Auditor's Responsibilities for the Audit of Compliance section of our report.

We are required to be independent of the District and to meet our other ethical responsibilities, in accordance with relevant ethical requirements relating to our audit. We believe that the audit evidence we have obtained is sufficient and appropriate to provide a basis for our opinion on compliance for each major federal and state program. Our audit does not provide a legal determination of the District's compliance with the compliance requirements referred to above.

Responsibilities of Management for Compliance

Management is responsible for compliance with the requirements referred to above and for the design, implementation, and maintenance of effective internal control over compliance with the requirements of laws, statutes, regulations, rules, and provisions of contracts or grant agreements applicable to the District's federal and state programs.

Auditor's Responsibilities for the Audit of Compliance

Our objectives are to obtain reasonable assurance about whether material noncompliance with the compliance requirements referred to above occurred, whether due to fraud or error, and express an opinion on the District's compliance based on our audit. Reasonable assurance is a high level of assurance but is not absolute assurance and therefore is not a guarantee that an audit conducted in accordance with generally accepted auditing standards, Government Auditing Standards, the Uniform Guidance and the New Jersey OMB State Grant Compliance Supplement will always detect material noncompliance when it exists. The risk of not detecting material noncompliance resulting from fraud is higher than for that resulting from error, as fraud may involve collusion, forgery, intentional omissions, misrepresentations, or the override of internal control. Noncompliance with the compliance requirements referred to above is considered material if there is a substantial likelihood that, individually or in the aggregate, it would influence the judgment made by a reasonable user of the report on compliance about the District's compliance with the requirements of each major federal or state program as a whole.

In performing an audit in accordance with generally accepted auditing standards, Government Auditing Standards, the Uniform Guidance and New Jersey OMB State Grant Compliance Supplement, we:

- Exercise professional judgment and maintain professional skepticism throughout the audit.
- Identify and assess the risks of material noncompliance, whether due to fraud or error, and design and perform audit procedures responsive to those risks. Such procedures include examining, on a test basis, evidence regarding the District's compliance with the compliance requirements referred to above and performing such other procedures as we considered necessary in the circumstances.
- Obtain an understanding of the District's internal control over compliance relevant to the audit in order to design audit procedures that are appropriate in the circumstances and to test and report on internal control over compliance in accordance with the Uniform Guidance and the New Jersey OMB State Grant Compliance Supplement, but not for the purpose of expressing an opinion on the effectiveness of the District's internal control over compliance. Accordingly, no such opinion is expressed.

We are required to communicate with those charged with governance regarding, among other matters, the planned scope and timing of the audit and any significant deficiencies and material weaknesses in internal control over compliance that we identified during the audit.

Report on Internal Control over Compliance

A *deficiency in internal control over compliance* exists when the design or operation of a control over compliance does not allow management or employees, in the normal course of performing their assigned functions, to prevent, or detect and correct, noncompliance with a type of compliance requirement of a federal or state program on a timely basis. A *material weakness in internal control over compliance* is a deficiency, or a combination of deficiencies, in internal control over compliance, such that there is a reasonable possibility that material noncompliance with a type of compliance requirement of a federal or state program will not be prevented, or detected and corrected, on a timely basis. A *significant deficiency in internal control over compliance* is a deficiency, or a combination of deficiencies, in internal control over compliance with a type of compliance requirement of a federal or state program that is less severe than a material weakness in internal control over compliance, yet important enough to merit attention by those charged with governance.


Our consideration of internal control over compliance was for the limited purpose described in the Auditor's Responsibilities for the Audit of Compliance section above and was not designed to identify all deficiencies in internal control over compliance that might be material weaknesses or significant deficiencies in internal control over compliance. Given these limitations, during our audit we did not identify any deficiencies in internal control over compliance that we consider to be material weaknesses, as defined above. However, material weaknesses or significant deficiencies in internal control over compliance may exist that were not identified.

Our audit was not designed for the purpose of expressing an opinion on the effectiveness of internal control over compliance. Accordingly, no such opinion is expressed.

The purpose of this report on internal control over compliance is solely to describe the scope of our testing of internal control over compliance and the results of that testing based on the requirements of the Uniform Guidance and the New Jersey OMB State Grant Compliance Supplement. Accordingly, this report is not suitable for any other purpose.



CERTIFIED PUBLIC ACCOUNTANTS



PUBLIC SCHOOL ACCOUNTANT NO. 948

November 19, 2024

TOWNSHIP OF MONTGOMERY SCHOOL DISTRICT
SCHEDULE OF EXPENDITURES OF FEDERAL AWARDS
FOR THE FISCAL YEAR ENDED JUNE 30, 2024

FEDERAL AID NUMBER	FEDERAL FUND NUMBER	GRANT OR STATE PROJECT NUMBER	GRANT PERIOD	AWARD AMOUNT	BALANCE AT JUNE 30, 2023	CARRYOVER AMOUNT	CASH RECEIVED	BUDGETARY EXPENDITURES	ADJUSTMENT/ REPAYMENT OF PRIOR YEAR BALANCES	SUBSCIPENT BUDGETARY EXPENDITURES	BALANCE AT JUNE 30, 2024 (ACCOUNTS RECEIVABLE)	UNREVENUE
Enterprise Funds												
U.S. Department of Agriculture												
Passed-through State Department of Agriculture												
Child Nutrition Cluster:												
10 555	241NJ304N1099	N/A	07/01/2023	139,613.33	\$ (18,620.36)	\$	\$ 139,613.33	\$ (129,573.13)	\$	\$	\$	10,040.20
10 555	231NJ304N1099	N/A	07/01/2023	277,938.49			18,620.36				(11,757.96)	
10 555	241NJ304N1099	N/A	07/01/2023	191,023.90			179,288.00	(191,023.90)				
10 555	231NJ304N1099	N/A	07/01/2023	19,123.90	(1,413.76)		1,413.76				(1,223.44)	
10 555	241NJ304N1099	N/A	07/01/2023	18,720.00			18,720.00	(19,953.52)				
10 555	241NJ304N1099	N/A	07/01/2023	108,219.95			108,219.95	(108,219.95)			(12,981.34)	10,040.20
Total Child Nutrition Cluster												
10 649	2024225900941	N/A	07/01/2023	653.00			653.00	(653.00)				
P-EBT Administrative												
Total Enterprise Fund												
General Fund												
U.S. Department of Education												
Passed-through State Department of Education												
Medical Assistance Program (SEM)												
93 778	2105NJ5MAP	N/A	07/01/2023	33,356.76			\$ 30,904.66	\$ (33,356.76)			\$ (2,452.10)	
Total General Fund												
Special Revenue Fund												
U.S. Department of Education												
IDEA Part B Special Education Cluster												
84 027	H027A230100	IDEA332023	07/01/2022	940,051.00	\$ (125,963.54)	\$	\$ 110,240.25	\$ (1,013,730.00)	\$ 15,723.29	\$	\$	
84 027	H027A240100	IDEA332024	09/30/2023	1,033,019.00			584,252.00				(429,478.00)	
84 027X	H027A230100	IDEA332023	07/01/2022	201,941.00	(9,208.75)		9,208.75					
84 173	H173A200114	IDEA332023	07/01/2022	30,491.00	(5,748.00)		5,748.00				(21,702.00)	
84 173A	H173A240114	IDEA332024	09/30/2024	30,295.00			8,593.00	(30,295.00)	15,723.29		(451,180.00)	
Total Special Education Cluster												
Education Stabilization Fund												
ESEA:												
84 010	S010A230030	ESEA332023	07/01/2022	498,642.00	(138,917.41)		138,856.06		61.35		(119,563.98)	
84 010	S010A240030	ESEA332024	09/30/2023	213,199.00			50,852.00	(170,415.98)				
84 357A	S357A220029	ESEA332022	07/01/2022	175,742.00	327.73	(327.73)						
84 357A	S357A230029	ESEA332023	09/30/2023	169,304.00	(112,085.85)		71,682.51	(72,069.48)	40,076.51		(68,716.48)	
84 357A	S357A240029	ESEA332024	07/01/2022	131,366.00			3,347.00					
84 355	S355A230030	ESEA332023	07/01/2022	34,847.00	(1,624.04)		1,624.04					
84 355	S355A240030	ESEA332024	09/30/2024	49,160.00			16,500.00	(27,312.74)			(10,812.74)	
84 424	S424A230031	ESEA332023	07/01/2022	52,019.00	(2,508.64)		2,508.64				(39,257.92)	
84 424	S424A240031	ESEA332024	09/30/2024	48,297.00			1,480.00	(40,717.92)	40,136.96		(238,351.12)	
Total ESEA												
Education Stabilization Fund												
84 425D	S425D210027	21-5120-518	03/13/2020	909,309.00	(68,324.83)		68,412.00	(1,559.07)	1,471.90			4,864.93
84 425D	S425D210027	21-5120-518	03/13/2020	55,747.00	(5,553.07)		10,518.00					
84 425D	S425D210027	21-5120-518	09/30/2023	37,097.00	(24,609.93)		16,718.00		7,791.93			
84 425U	S425U210027	21-5120-523	03/13/2020	2,077,519.00	(98,503.59)		281,699.00	(1,331,987.97)			(1,148,792.56)	
84 425U	S425U210027	21-5120-523	09/30/2024	387,250.00	(20,314.96)		43,035.00	(287,884.68)			(244,964.64)	
84 425U	S425U210027	21-5120-523	03/13/2020	40,000.00			24,938.00				(24,938.00)	
84 425U	S425U210027	21-5120-523	09/30/2024	40,000.00	(11,929.54)		4,145.00	(1,530.46)			(9,315.00)	
84 425U	S425U210027	21-5120-523	03/13/2020	45,000.00	(48.68)		5,353.00	(5,248.00)			(5,297.68)	
84 425U	S425U210027	21-5120-523	09/30/2024	5,353.00			454,819.00	(1,639,303.18)	9,253.83		(1,408,365.98)	
Total Education Stabilization Fund												
U.S. Department of Treasury												
Coronavirus Relief Fund:												
21 027	SLFRF0E18ES	N/A	07/01/2022	116,461.00	(59,230.00)		58,230.00				(24,484.36)	
21 027	SLFRF0EAB01	N/A	07/01/2023	230,000.00			82,929.00	(107,413.36)			(24,484.36)	
Total Special Revenue Fund												
				\$	(683,143.10)	\$	\$ 1,600,850.25	\$ (3,100,251.66)	\$	85,124.08	\$	(2,122,385.56)
				\$	(703,177.22)	\$	\$ 2,098,271.39	\$ (3,593,031.92)	\$	85,124.08	\$	(2,137,818.80)
				\$		\$	\$	\$	\$	\$	\$	15,005.13

See accompanying notes to schedules of expenditures of federal awards and state financial assistance.

TOWNSHIP OF MONTGOMERY SCHOOL DISTRICT
SCHEDULE OF EXPENDITURES OF STATE FINANCIAL ASSISTANCE
FOR THE FISCAL YEAR ENDED JUNE 30, 2024

STATE GRANTOR/PROGRAM TITLE	GRANT OR STATE PROJECT NUMBER	AWARD AMOUNT	GRANT PERIOD	BALANCE AT JUNE 30, 2023		CASH RECEIVED	BUDGETARY EXPENDITURES	ADJUSTMENTS/ REPAYMENT OF PRIOR YEAR BALANCES	BALANCE AT JUNE 30, 2024		MEMO	
				UNEARNED REVENUE (ACCTS.REC.)	DUE TO GRANTOR				UNEARNED REVENUE (ACCTS.REC.)	DUE TO GRANTOR	BUDGETARY RECEIVABLE	CUMULATIVE TOTAL EXPENDITURES
General Fund												
State Aid Cluster:												
Special Education Aid	24-495-034-5120-089	5,017,498.00	07/01/2023 06/30/2024	\$	\$	4,562,921.93	(5,017,498.00)	464,577.00	\$	\$	(454,577.00)	5,017,498.00
Security Aid	24-495-034-5120-084	432,618.00	07/01/2023 06/30/2024			369,358.00	(432,618.00)	43,258.00			(43,258.00)	432,618.00
Total State Aid Cluster						4,932,279.93	(5,450,116.00)	497,835.00			(497,835.00)	5,450,116.00
Extraordinary Special Education Costs Aid	23-495-034-5120-044	2,310,043.00	07/01/2023 06/30/2024	(2,310,043.00)		2,310,043.00	(1,463,593.00)		(1,463,593.00)			2,310,043.00
Nonpublic School Transportation Costs Aid	23-495-034-5120-044	1,463,593.00	07/01/2023 06/30/2024			124,176.00	(185,640.00)					1,463,593.00
Nonpublic School Transportation Costs Aid	23-495-034-5120-014	185,640.00	07/01/2023 06/30/2024			2,154,186.00	(2,393,538.00)	239,352.00	(185,640.00)			185,640.00
Categorical Transportation Aid	24-495-034-5120-014	2,393,538.00	07/01/2023 06/30/2024			14,707,575.00	(14,707,575.00)					2,393,538.00
On-behalf TPAF Pension Contribution	24-495-034-5094-006	167,732.00	07/01/2023 06/30/2024			4,048,514.00	(4,048,514.00)					167,732.00
On-behalf TPAF non-contributory insurance	24-495-034-5094-001	4,048,514.00	07/01/2023 06/30/2024			5,858.00	(5,858.00)					4,048,514.00
On-behalf TPAF post retirement medical	24-495-034-5094-004	5,858.00	07/01/2023 06/30/2024			2,941,151.17	(3,095,379.04)		(154,197.87)		(154,197.87)	5,858.00
On-behalf TPAF long term disability insurance	24-495-034-5094-003	3,095,379.04	07/01/2023 06/30/2024			31,471,544.17	(31,517,943.04)	737,187.00	(1,803,430.87)		(2,540,617.87)	3,095,379.04
Reimbursed TPAF Social Security Contributions				(2,434,219.00)								33,952,192.04
Special Revenue Fund												
Enrichment Aid	23-100-034-5120-064	14,983.00	07/01/2022 06/30/2023		5,138.00		(8,330.08)	(5,138.00)		2,942.91		9,844.00
Technology Aid	23-100-034-5120-064	11,275.00	07/01/2023 06/30/2024			11,275.00		(10,030.00)				9,844.00
Nursing Aid	23-100-034-5120-070	32,968.00	07/01/2023 06/30/2023		10,000.00		(22,258.94)	(10,030.00)		2,341.06		27,639.06
Nursing Aid	24-600-034-5120-070	24,600.00	07/01/2023 06/30/2024			24,600.00		(3,146.00)				22,454.00
Technology Aid	23-100-034-5120-373	9,534.00	07/01/2023 06/30/2023		3,146.00		(8,584.09)	(19,736.00)		970.91		6,089.00
Technology Aid	24-100-034-5120-373	9,555.00	07/01/2023 06/30/2024			9,555.00		(19,736.00)				9,554.09
Security Aid	23-100-034-5120-509	59,245.00	07/01/2023 06/30/2023		19,736.00		(40,524.73)			1,400.27		39,559.00
Security Aid	24-100-034-5120-509	42,025.00	07/01/2023 06/30/2024			42,025.00						40,824.73
Handicapped Services	23-100-034-5120-066	4,378.00	07/01/2022 06/30/2023		1,156.60		(2,890.89)	(1,156.60)				3,221.40
Supplementary Instruction	24-100-034-5120-066	4,873.00	07/01/2023 06/30/2024			4,873.00		(2,651.98)		1,982.11		2,890.89
Examination and Classification	23-100-034-5120-066	11,369.00	07/01/2022 06/30/2023		2,651.98		(5,118.93)	(2,651.98)		3,225.07		8,717.02
Examination and Classification	24-100-034-5120-066	8,344.00	07/01/2023 06/30/2024			8,344.00		(1,581.00)				5,118.93
Corrective Speech	23-100-034-5120-066	6,324.00	07/01/2022 06/30/2023		1,581.00		(2,789.97)	(1,581.00)		2,232.03		4,743.00
Corrective Speech	24-100-034-5120-066	5,022.00	07/01/2023 06/30/2024			5,022.00						2,789.97
Auxiliary Services	23-100-034-5120-067	1,977.00	07/01/2022 06/30/2023		782.70		(782.70)	(782.70)				1,984.30
Compensatory Education	23-100-034-5120-067	3,207.00	07/01/2022 06/30/2023		801.28		(801.28)	(801.28)				2,605.72
E.S.L.	24-100-034-5120-067	916.00	07/01/2023 06/30/2024			916.00	(0.01)			915.99		916.00
					44,823.56	108,608.00	(90,597.65)	(44,823.56)		16,010.35		150,074.08
Capital Project Fund												
Alyssa's Law - Security Grant	22E00118	267,839.00	09/01/2021 08/31/2022						(64,499.00)		(64,499.00)	230,355.41
												230,355.41
Debt Service Fund - Type II												
	24-495-034-5120-017	728,491.00	07/01/2023 06/30/2024			728,491.00	(728,491.00)					728,491.00
Enterprise Fund												
Child Nutrition Cluster:												
National School Lunch Program (State Share)	23-100-010-3350-023	18,856.68	07/01/2022 06/30/2023			1,248.89						18,856.68
National School Lunch Program (State Share)	24-100-010-3350-023	17,174.88	07/01/2023 06/30/2024			16,131.16	(17,174.88)		(1,043.72)		(1,043.72)	17,174.88
New Jersey Expanded Income Eligibility (NJEIE)	24-100-010-3350-023	4,250.40	07/01/2023 06/30/2024			3,807.75	(4,250.40)		(342.65)		(342.65)	4,250.40
Total Child Nutrition Cluster						21,287.80	(21,425.28)		(1,386.37)		(1,386.37)	40,281.96
Total State Financial Assistance						32,267,930.97	(32,388,456.97)	692,363.44	(1,969,316.24)	16,010.35	(2,606,903.24)	35,141,964.49
Less: On-Behalf amounts not utilized for determination of Major Programs:												
On-behalf TPAF pension contribution	24-495-034-5094-006	14,707,575.00	07/01/2023 06/30/2024			14,707,575.00	(14,707,575.00)					14,707,575.00
On-behalf TPAF non-contributory insurance	24-495-034-5094-006	167,732.00	07/01/2023 06/30/2024			167,732.00	(167,732.00)					167,732.00
On-behalf TPAF post retirement medical	24-495-034-5094-001	4,048,514.00	07/01/2023 06/30/2024			4,048,514.00	(4,048,514.00)					4,048,514.00
On-behalf TPAF long term disability insurance	24-495-034-5094-004	5,858.00	07/01/2023 06/30/2024			5,858.00	(5,858.00)					5,858.00
Total State Financial Assistance Subject to Single Audit						13,338,251.97	(13,428,777.97)					13,338,251.97

See accompanying notes to schedules of expenditures of federal awards and state financial assistance.

Township of Montgomery School District
Notes to the Schedules of Expenditures of Federal Awards
and State Financial Assistance
Year Ended June 30, 2024

NOTE 1: GENERAL

The accompanying schedules of expenditures of federal awards and state financial assistance include federal and state activity of the Board of Education, Township of Montgomery School District. The Board of Education is defined in Note 1 to the Board's basic financial statements. All federal and state awards received directly from the federal and state agencies, as well as federal awards and state financial assistance passed through other government agencies is included on the schedule of expenditures of federal awards and state financial assistance.

NOTE 2: BASIS OF ACCOUNTING

The accompanying schedules of expenditures of awards and federal awards and state financial assistance are presented on the budgetary basis of accounting with the exceptions of programs recorded in the food service fund, which are presented using the accrual basis of accounting. These bases of accounting are described in Note 1 of the Board's basic financial statements. The information in this schedule is presented in accordance with the requirements of the Uniform Guidance, Audits of States, Local Governments, and Non-Profit Organizations. Therefore, some amounts presented in this schedule may differ from amounts presented in, or used in the preparation of, the basic financial statements. The District has elected not to use the 10 percent *de minimis* indirect cost rate as allowed under the Uniform Guidance.

NOTE 3: RELATIONSHIP TO BASIC FINANCIAL STATEMENTS

The basic financial statements present the general fund and special revenue fund on a GAAP basis. Budgetary comparison statements or schedule (RSI) are presented for the general fund and special revenue fund to demonstrate finance-regulated legal compliance in which certain revenue is permitted by law or grant agreement to be recognized in the audit year, whereas for GAAP reporting, revenue is not recognized until the subsequent year or when expenditures have been made.

The General fund is presented in the accompanying schedules on the modified accrual basis with the exception of the revenue recognition of the last state aid payment in the current budget year, which is mandated pursuant to N.J.S.A. 18A:22-44.2. For GAAP purposes, that payment is not recognized until the subsequent budget year due to the state deferral and recording of the last state aid payment in the subsequent year. The special revenue fund is presented in the accompanying schedules on the grant accounting budgetary basis which recognizes encumbrances as expenditures and also recognizes the related revenue, whereas GAAP basis does not.

Township of Montgomery School District
Notes to the Schedules of Expenditures of Federal Awards
and State Financial Assistance
Year Ended June 30, 2024

NOTE 3: RELATIONSHIP TO BASIC FINANCIAL STATEMENTS (CONTINUED)

The net adjustment to reconcile from the budgetary basis to the GAAP basis is \$89,218.00 for the general fund and \$212,009.52 for the special revenue fund. See the notes to the required supplementary information for a reconciliation of the budgetary basis to the modified accrual basis of accounting for the general and special revenue funds. Federal awards and state financial assistance revenues are reported in the Board's basic financial statements on a GAAP basis as follows:

	<u>Federal</u>	<u>State</u>	<u>Total</u>
General Fund	\$33,356.76	\$31,428,725.04	\$31,462,081.80
Special Revenue Fund	2,838,995.21	139,844.58	2,978,839.79
Debt Service Fund		728,491.00	728,491.00
Food Service Fund	449,423.50	21,425.28	470,848.78
	<u>\$3,321,775.47</u>	<u>\$32,318,485.90</u>	<u>\$35,640,261.37</u>
GAAP Adjustment	<u>261,256.45</u>	<u>39,971.07</u>	<u>301,227.52</u>
Total Awards & Financial Assistance	<u><u>\$3,583,031.92</u></u>	<u><u>\$32,358,456.97</u></u>	<u><u>\$35,941,488.89</u></u>

NOTE 4: RELATIONSHIP TO FEDERAL AND STATE FINANCIAL REPORTS

Amounts reported in the accompanying schedules agree with the amounts reported in the related federal and state financial reports.

NOTE 5: OTHER

Revenues and expenditures reported in the Food Distribution Program represent current year value received and current year distributions respectively. The amount reported as TPAF pension contributions, post-retirement medical benefits and long-term disability insurance represents the amount paid by the state on behalf of the district for the year ended June 30, 2024. TPAF Social Security contributions represent the amount reimbursed by the state for the employer's share of Social Security contributions for TPAF members for the year ended June 30, 2024.

Township of Montgomery School District
Schedule of Findings and Questioned Costs
For the Fiscal Year Ended June 30, 2024

Section I – Summary of Auditor’s Results

Financial Statements

- | | | |
|-----|--|------------|
| (1) | Type of Auditor’s Report Issued: | Unmodified |
| (2) | Internal Control Over Financial Reporting: | |
| (a) | Material weakness identified? | No |
| (b) | Significant deficiencies identified that are not considered to be material weaknesses? | No |
| (3) | Noncompliance material to basic financial statements noted? | No |

Federal Program(s)

- | | | |
|-----|--|------------|
| (1) | Internal Control Over Major Federal Programs: | |
| (a) | Material weakness identified? | No |
| (a) | Significant deficiencies identified that are not considered to be material weaknesses? | No |
| (2) | Type of Auditor’s Report issued on compliance for major federal program(s)? | Unmodified |
| (3) | Any audit findings disclosed that are required to be reported in accordance with the Uniform Guidance? | No |
| (4) | Identification of Major Federal Program(s): | |

<u>Program</u>	<u>ALN</u>	<u>FAIN</u>
Education Stabilization Fund:		
CARES - ESSER II	84.425D	S425D210027
ARP- ESSER	84.425U	S425U210027

Township of Montgomery School District
Schedule of Findings and Questioned Costs
For the Fiscal Year Ended June 30, 2024

Section I – Summary of Auditor’s Results (Continued)

Federal Program(s) (Continued)

- (5) Program Threshold Determination:
 Type A Federal Program Threshold > \$750,000.00
 Type B Federal Program Threshold <= \$750,000.00
- (6) Auditee qualified as a low-risk auditee under the Uniform Guidance? Yes

State Program(s)

- (1) Internal Control Over Major State Programs:
- (a) Material weakness identified? No
- (b) Significant deficiencies identified that are not considered
 to be material weaknesses? No
- (2) Type of Auditor’s Report issued on compliance for major state
 program(s)? Unmodified
- (3) Any audit findings disclosed that are required to be reported in
 accordance with N.J. OMB Circular 15-08? No
- (4) Identification of Major State Program(s):

<u>Program</u>	<u>Grant Number</u>
State Aid Cluster:	
Special Education Categorical Aid	24-495-034-5120-089
Security Aid	24-495-034-5120-084

- (5) Program Threshold Determination:
 Type A State Program Threshold > \$750,000.00
 Type B State Program Threshold <= \$750,000.00
- (6) Auditee qualified as a low-risk auditee under NJ OMB Circular 15-08? Yes

Township of Montgomery School District
Schedule of Findings and Questioned Costs
For the Fiscal Year Ended June 30, 2024

Section II – Financial Statement Audit – Reported Findings
Under Government Auditing Standards

Internal Control Findings

None Reported

Compliance Findings

None Reported

Section III – Findings and Questioned Costs Relative to Major Federal and State Programs

Federal Programs – None Reported

State Programs – None Reported

Township of Montgomery School District

Schedule of Prior Year Audit Findings

There were no prior year findings.

