

RIVERDALE BOARD OF EDUCATION
ANNUAL COMPREHENSIVE FINANCIAL REPORT
FOR THE FISCAL YEAR ENDED JUNE 30, 2024

Riverdale, New Jersey

**ANNUAL COMPREHENSIVE
FINANCIAL REPORT
of the
Riverdale Board of Education
Riverdale, New Jersey
For The Fiscal Year Ended June 30, 2024**

**Prepared by
Business Office**

**RIVERDALE BOARD OF EDUCATION
TABLE OF CONTENTS**

Page

INTRODUCTORY SECTION

Letter of Transmittal	i-v
Organizational Chart	vi
Roster of Officials	vii
Consultants and Advisors	viii

FINANCIAL SECTION

Independent Auditor's Report	1-3
------------------------------	-----

REQUIRED SUPPLEMENTARY INFORMATION- PART I

Management's Discussion and Analysis	4-14
--------------------------------------	------

Basic Financial Statements

A. District-wide Financial Statements

A-1	Statement of Net Position	15
A-2	Statement of Activities	16

B. Fund Financial Statements

Governmental Funds

B-1	Balance Sheet	17
B-2	Statement of Revenues, Expenditures, and Changes in Fund Balances	18
B-3	Reconciliation of the Governmental Funds Statement of Revenues, Expenditures and Changes in Fund Balances with the District-Wide Statements	19

Proprietary Funds

B-4	Statement of Net Position	20
B-5	Statement of Revenues, Expenses, and Changes in Net Position	21
B-6	Statement of Cash Flows	22

Fiduciary Funds – Not Applicable

Notes to the Financial Statements	23-61
------------------------------------------	--------------

**RIVERDALE BOARD OF EDUCATION
TABLE OF CONTENTS**

Page

REQUIRED SUPPLEMENTARY INFORMATION – PART II

C. Budgetary Comparison Schedules

C-1	Budgetary Comparison Schedule – General Fund	62-68
C-2	Budgetary Comparison Schedule – Special Revenue Fund	69

NOTES TO THE REQUIRED SUPPLEMENTARY INFORMATION – PART II

C-3	Notes to the Required Supplementary Information	70
-----	-------------------------------------------------	----

REQUIRED SUPPLEMENTARY INFORMATION – PART III

L. Schedules Related to Accounting and Reporting for Pensions and OPEB (GASB 68 and 75)

L-1	Required Supplementary Information – Schedule of the District’s Proportionate Share of the Net Pension Liability – Public Employees Retirement System	71
L-2	Required Supplementary Information – Schedule of District Contributions – Public Employees Retirement System	72
L-3	Required Supplementary Information – Schedule of the District’s Proportionate Share of the Net Pension Liability – Teachers Pension and Annuity Fund	73
L-4	Notes to Required Supplementary Information – Net Pension Liability	74
M-1	Required Supplementary Information – Schedule of Changes in the District’s Proportionate Share of Total OPEB Liability	75
M-2	Notes to Required Supplementary Information – OPEB Liability	76

OTHER SUPPLEMENTARY INFORMATION

D. School Level Schedules – Not Applicable

E. Special Revenue Fund

E-1	Combining Schedule of Program Revenues and Expenditures Special Revenue Fund – Budgetary Basis	77-78
E-2	Schedule of Preschool Education Aid Expenditures – Budgetary Basis – Not Applicable	

F. Capital Projects Fund

F-1	Summary Schedule of Project Expenditures	79
F-2	Summary Schedule of Revenues, Expenditures and Changes in Fund Balance	80
F-2a	Schedule of Project Revenues, Expenditures, Project Balance and Project Status	81

RIVERDALE BOARD OF EDUCATION TABLE OF CONTENTS

	<u>Page</u>
G. Proprietary Funds	
<i>Enterprise Fund</i>	
G-1 Combining Statement of Net Position – Not Applicable	82
G-2 Combining Statement of Revenues, Expenses and Changes in Net Position – Not Applicable	82
G-3 Combining Statement of Cash Flows – Not Applicable	82
H. Fiduciary Funds – Not Applicable	
I. Long-Term Debt	
I-1 Schedule of Serial Bonds – Not Applicable	83
I-2 Schedule of Capital Financing Agreements, Other Financing Agreements and Loans Payable Not Applicable	84
I-3 Debt Service Fund Budgetary Comparison Schedule – Not Applicable	85
I-4 Schedule of Subscription-Based Information Technology Arrangements - Not Applicable	85
 J. STATISTICAL SECTION (Unaudited)	
J-1 Net Position by Component	86
J-2 Changes in Net Position	87
J-3 Fund Balances – Governmental Funds	88
J-4 Changes in Fund Balances - Governmental Funds	89
J-5 General Fund Other Local Revenues by Source	90
J-6 Assessed Value and Actual Value of Taxable Property	91
J-7 Property Tax Rates	92
J-8 Principal Property Taxpayers	93
J-9 Property Tax Levies and Collections	94
J-10 Ratios of Outstanding Debt by Type	95
J-11 Ratios of Net General Bonded Debt Outstanding	96
J-12 Computation of Direct and Overlapping Outstanding Bonded Debt	97
J-13 Legal Debt Margin Information	98
J-14 Demographic Statistics	99
J-15 Principal Employers	100
J-16 Full-Time Equivalent District Employees by Function/Program	101
J-17 Operating Statistics	102
J-18 School Building Information	103
J-19 Schedule of Required Maintenance for School Facilities	104
J-20 Schedule of Insurance	105

**RIVERDALE BOARD OF EDUCATION
TABLE OF CONTENTS**

Page

K.

SINGLE AUDIT SECTION

K-1	Report on Internal Control Over Financial Reporting and on Compliance and Other Matters Based on an Audit of Financial Statements Performed in Accordance With Government Auditing Standards – Independent Auditor's Report	106-107
K-2	Report on Compliance for each Major State Program; Report on Internal Control over Compliance; and Report on the Schedule of Expenditures of State Financial Assistance as Required by New Jersey OMB Circular 15-08 – Independent Auditor's Report	108-110
K-3	Schedule of Expenditures of Federal Awards	111
K-4	Schedule of Expenditures of State Financial Assistance	112
K-5	Notes to the Schedules of Expenditures of Federal Awards and State Financial Assistance	113-114
K-6	Schedule of Findings and Questioned Costs – Part 1 – Summary of Auditor's Results	115-116
K-6	Summary Schedule of Findings and Questioned Costs – Part 2 – Schedule of Financial Statement Findings	117
K-6	Summary Schedule of Findings and Questioned Costs – Part 3 – Schedule of Federal Awards and State Financial Assistance Findings and Questioned Costs	118-119
K-7	Summary Schedule of Prior Year Findings – Not Applicable	

INTRODUCTORY SECTION



Riverdale PUBLIC SCHOOL

52 Newark Pompton Turnpike · Riverdale, New Jersey 07457



MARK SERNATINGER
PRINCIPAL/
HIB COORDINATOR
(973) 839 - 1300 Ext. 100
Fax: (973) 839 - 1024

JAYSON GUTIERREZ, CPA
SUPERINTENDENT
(973) 839 - 1300 Ext. 102
Fax: (973) 839 - 8856

SANDY VICALE
BUSINESS ADMINISTRATOR/
BOARD SECRETARY
(973) 839 - 1300 Ext. 103
Fax: (973) 839 - 8856

January 15, 2025

Honorable President and
Members of the School District
Riverdale School District
County of Morris, New Jersey

Dear Board Members:

The annual comprehensive financial report of the Riverdale School District (the "District") for the fiscal year ended June 30, 2024, is hereby submitted. Responsibility for both the accuracy of the data and completeness and fairness of the presentation, including all disclosures, rests with the management of the Riverdale School District. To the best of our knowledge and belief, the data presented in this report is accurate in all material respects and is reported in a manner designed to present fairly the financial position and results of operations of the various funds of the District. All disclosures necessary to enable the reader to gain an understanding of the District's financial activities have been included.

The annual comprehensive financial report is presented in four sections: introductory, financial, statistical, and single audit. The introductory section includes this transmittal letter, the District's organizational chart, and a list of principal officials. The financial section includes the basic financial statements and schedules, as well as the auditors' report thereon. The statistical section includes selected financial and demographic information, generally presented on a multi-year basis. The District is required to undergo an annual single audit in conformity with the provisions of Title 2 U.S. Code of Federal Regulations (CFR) Part 200, Uniform Administrative Requirements, Cost Principles and Audit Requirements for Federal Awards (Uniform Guidance) and the State Treasury Circular Letter 15-08 OMB, "Single Audit Policy for Recipients of Federal Grants, State Grants, and State Aid Payments". Information related to this single audit, including the auditor's report on the internal control structure and compliance with applicable laws and regulations and findings and recommendations, are included in the single audit section of this report.

1) REPORTING ENTITY AND ITS SERVICES: The Riverdale School District is an independent reporting entity within the criteria adopted by the GASB. All funds of the District are included in this report. The Riverdale Board of Education and its schools constitute the District's reporting entity.

The District provides a full range of educational services appropriate to grade levels PreK through 8. These services include general, as well as special education for students designated as needing the same, via their IEP. The District completed the 2023/2024 fiscal year with an enrollment of 284 students.

The following details the changes in the student enrollment of the District over the last ten years:

Average Daily Enrollment		
Fiscal Year	Student Enrollment	Percent Change
2023-2024	284	-1.7%
2022-2023	289	1.0%
2021-2022	286	-3.15%
2020-2021	295	-10.3%
2019-2020	329	-3.5%
2018-2019	341	2.4%
2017-2018	333	-1.4%
2016-2017	338	-1.1%
2015-2016	342	3.0%
2014-2015	332	0.6%

Beginning in the 2000/01 school year, students in grades 9 through 12 began attending the Pompton Lakes School District, and the Riverdale School District paid the Pompton Lakes School District tuition according to a ten-year send/receive agreement that was renewed in 2018 and will continue through the end of the 2029-2030 school year. The tuition charge is based upon a flat rate agreed upon by both districts.

2) ECONOMIC CONDITION AND OUTLOOK: A Demographic Study authorized by the Board of Education was completed in September 1997, updated in July 2002, November 2007, February 2008, April 2009, December 2009, and again in March 2020. After consultation with the school district's architect, the Board was satisfied that the school capacity remains adequate for the near future.

3) MAJOR INITIATIVES: The Riverdale School District's goals reflect our belief that the education of our students remains our top priority. As a Pre-K-8 school District of 284 students, we have been able to personalize instruction by maintaining small class sizes, wherever possible, in an environment of high expectations for students socially, emotionally, and academically. Student performances on state and local assessments are clear examples of the district's effectiveness in attaining high levels of student achievement.

During the 2022/2023 school year, teachers and administrators were committed to examining instructional methodologies in the following curricular areas: instruction through new technologies, differentiated instruction, writing process, language arts literacy, mathematics, student wellness, inclusion, and special education. Through the continued efforts of the District, professional development activities were aligned to instructional improvement. The curriculum reflects a focus on the integration of critical thinking skills, use of technological applications, organizational strategies, and writing

instruction throughout all disciplines. These efforts optimize the learning experiences for our students.

Our five-year curriculum review/revision cycle is one of our ongoing efforts to establish clear learning objectives and safeguard all students are meeting or exceeding NJSLs. The student activities we provide for our students include: Student Council, National Junior Honor Society, an interscholastic athletic program, drama, choral and band after-school programs, visual arts presentations, and a science fair.

Responding to the New Jersey State mandate for professional growth, teachers, parents, and administrators have provided input to guide professional development opportunities for our staff. As a result, the district has provided staff with training in diverse areas. District staff has received training in differentiated instruction, technology applications, and Fountas & Pinnell reading program.

The district's technology plan incorporates technology across the full spectrum of each core content area and utilizing new equipment and software, including the interactive Smart Boards and FM systems, Riverdale continues to be able to support students' 1:1 Chromebook needs. Internet access is available throughout the school and is safeguarded through appropriate filters and an acceptable use policy.

Parent partnerships are well established at Riverdale Public School, as evidenced through the involvement of the PTA, various advisory committees, and the school planning team. Our school district has a cooperative working relationship with the Borough, which has assisted us in numerous facility projects, at a great tax saving to our community members.

Within the past few years, Riverdale completed renovations to the physical building such as: Science Lab, Vestibule, Window Replacements, Ceiling & Lighting Replacement, Nurse's Office Renovations, Second Floor toilet Room Renovations, Interior Door Replacement, Roof Replacement Nurse's Office area, Exterior Door Security System, lower grade wing Roof Replacement, LED Lighting upgrade, an increase in internet bandwidth, and HVAC upgrades in the primary wing. Through the designation of capital reserve funding, the district continues to assess and address ongoing facility needs. Additionally, with the passing of the \$18.9 million Referendum on March 14, 2023, the district started the 5 year stretch of school renovations. Thus far, the district has completed the asbestos abatement throughout the primary wing classrooms, renovated the first-floor bathrooms, and is finishing up the gym renovation. The BOE/Storage Addition project is currently underway.

4) INTERNAL ACCOUNTING CONTROLS: Management of the District is responsible for establishing and maintaining an internal control structure designed to ensure that the assets of the District are protected from loss, theft or misuse and to ensure that adequate accounting data is compiled to allow for the preparation of financial statements in conformity with accounting principles generally accepted in the United States of America (GAAP). The internal control structure is designed to provide reasonably, but not absolute, assurance that these objectives are met. The concept of reasonable assurance recognizes that: (1) the cost of a control should not exceed the

benefits likely to be derived; and (2) the valuation of costs and benefits requires estimates and judgments by management.

As a recipient of federal and state financial assistance, the District also is responsible for ensuring that an adequate internal control structure is in place to ensure compliance with applicable laws and regulations related to those programs. This internal control structure is also subject to periodic evaluation by the District management.

As part of the District's single audit described earlier, tests are made to determine the adequacy of the internal control structure, including that portion related to federal and state financial assistance programs, as well as to determine that the District has complied with applicable laws and regulations.

5) BUDGETARY CONTROLS: In addition to internal accounting controls, the District maintains budgetary controls. The objective of these budgetary controls is to ensure compliance with legal provisions embodied in the annual appropriated budget approved by the voters of the municipality. Annual appropriated budgets are adopted for the general fund and the special revenue fund, and the debt service fund. Project-length budgets are approved for the capital improvements and are accounted for in the capital projects fund. The final budget amount, as amended for the fiscal year, is reflected in the financial section.

An encumbrance accounting system is used to record outstanding purchase commitments on a line-item basis. Open encumbrances at year-end are either canceled or are included as reappropriations of fund balance in the subsequent year. Those amounts to be reappropriated are reported as reservations of fund balance at June 30, 2024.

6) ACCOUNTING SYSTEM AND REPORTS: The District's accounting records reflect generally accepted accounting principles, as promulgated by the Governmental Accounting Standards Board (GASB). The accounting system of the District is organized on the basis of funds. These funds are explained in the "Notes to the Basic Financial Statements".

7) DEBT ADMINISTRATION: On March 14, 2023, the voters of the Borough of Riverdale authorized a bond issuance in the amount of \$18,921,000 to construct two additions and renovations to the Riverdale Public School. The bonds were issued on July 18, 2023.

8) CASH MANAGEMENT: The investment policy of the District is guided in large part by state statute as detailed in "Notes to the Basic Financial Statements". The District has adopted a cash management plan, which requires it to deposit funds in public depositories protected from loss under the provisions of the Governmental Unit Deposit Protection Act (GUDPA). GUDPA was enacted in 1970 to protect governmental units from a loss of funds on deposit with a failed banking institution in New Jersey. The law requires governmental units to deposit public funds only in public depositories located in New Jersey, where the funds are secured in accordance with the Act.

9) RISK MANAGEMENT: The Board carries various forms of insurance, including but not limited to general liability, automobile liability and comprehensive/collision, hazard and theft insurance on property and contents, and fidelity bonds.

10) OTHER INFORMATION: Independent Audit - State statutes require an annual audit by independent certified public accountants or registered municipal accountants. The Board's audit committee selected the accounting firm of Lerch, Vinci, & Bliss, LLP, CPAs. In addition to meeting the requirements set forth in state statutes the audit also was designed to meet the requirements of Title 2 U.S. Code of Federal Regulations (CFR) Part 200, Uniform Administrative Requirements, Cost Principles, and Audit Requirements for Federal Awards (Uniform Guidance) and state OMB Circular 15-08. The auditors' report on the basic financial statements and combining and individual fund statements and schedules is included in the financial section of this report. The auditors' reports related specifically to the single audit are included in the single audit section of this report.

11) ACKNOWLEDGMENTS: We would like to express our appreciation to the members of the Riverdale Board of Education for their concern in providing fiscal accountability to the citizens and taxpayers of the school District and thereby contributing their full support to the development and maintenance of our financial operation. The preparation of this report could not have been accomplished without the efficient and dedicated services of our financial and accounting staff.

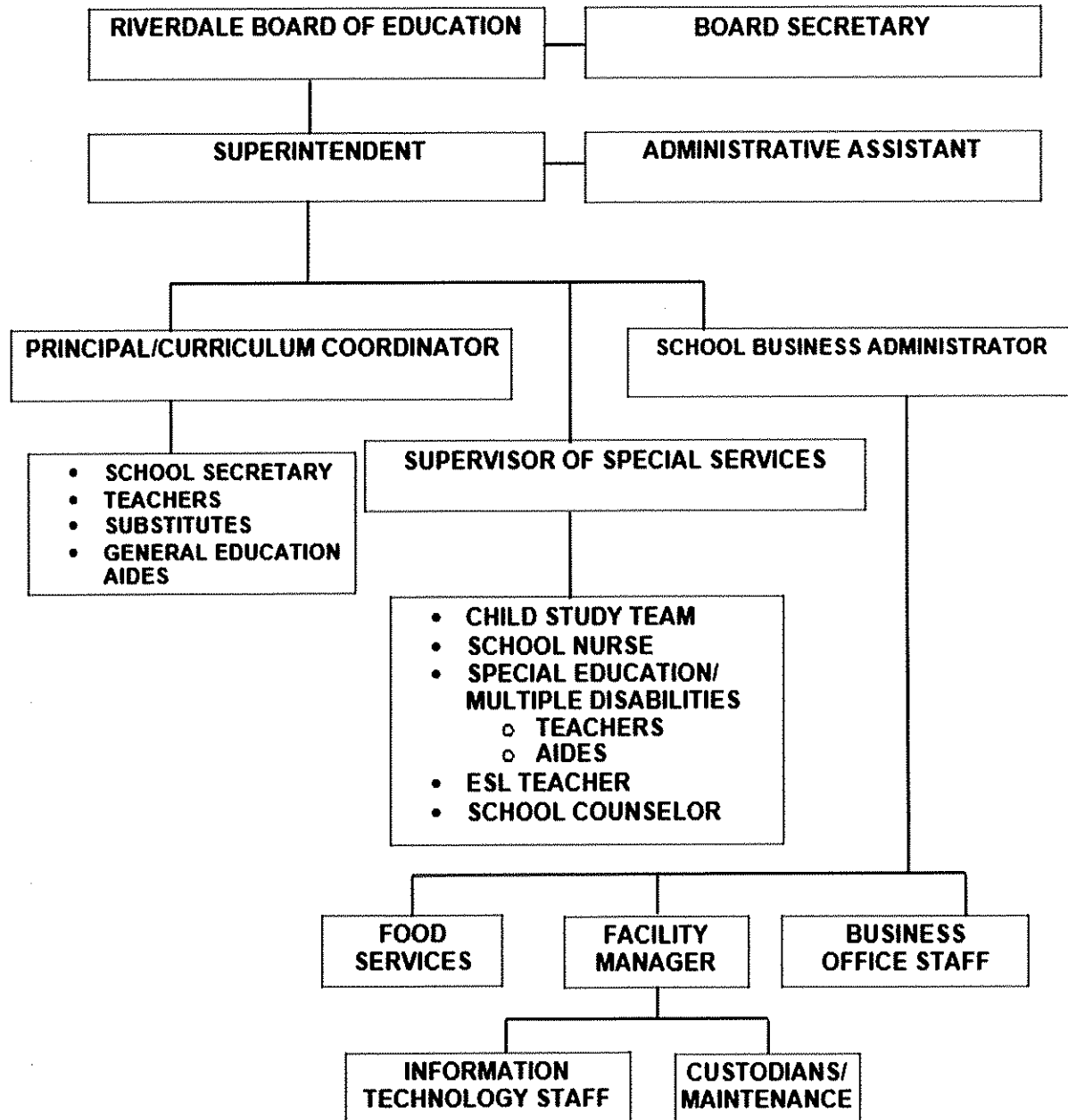
Respectfully submitted,

A handwritten signature in blue ink, appearing to read "Sandy Vicale", with a stylized flourish at the end.

Sandy Vicale

Business Administrator-Board Secretary

**RIVERDALE BOARD OF EDUCATION
ORGANIZATIONAL CHART**



RIVERDALE SCHOOL DISTRICT
RIVERDALE, NJ

ROSTER OF OFFICIALS

as of June 30, 2024

<u>Board Members</u>	<u>Term Expires</u>
Marybeth Thomas, President	2026
Kathleen Miceli, Vice President	2025
Keith Hamilton	2024
Ann Marie Prezioso	2025
Russell Hatzel	2024
Alexis Stone	2024
Lisa Ferrara	2025

Other Officials:

Jayson Gutierrez, Superintendent
Sandy Vicale, Business Administrator/Board Secretary
Omar Garcia, Treasurer

**RIVERDALE BOARD OF EDUCATION
RIVERDALE, NEW JERSEY
CONSULTANTS AND ADVISORS**

Audit Firm

Lerch, Vinci & Bliss, LLP 17-17 Route 208
Fair Lawn, NJ 07410

Attorney

Chasan Lamparello Mallon & Cappuzzo, PC
300 Lighting Way, Suite 200
Secaucus, NJ 07094

Architect

Solutions Architecture
96 Pompton Ave
Verona, NJ 07044

Official Depository

Provident Bank
231 Black Oak Ridge Road
Wayne, NJ 07470

FINANCIAL SECTION



LERCH, VINCI & BLISS, LLP

CERTIFIED PUBLIC ACCOUNTANTS
REGISTERED MUNICIPAL ACCOUNTANTS

DIETER P. LERCH, CPA, RMA, PSA
GARY J. VINCI, CPA, RMA, PSA
JEFFREY C. BLISS, CPA, RMA, PSA
PAUL J. LERCH, CPA, RMA, PSA
JULIUS B. CONSONI, CPA, PSA
ANDREW D. PARENTE, CPA, RMA, PSA
ELIZABETH A. SHICK, CPA, RMA, PSA
ROBERT W. HAAG, CPA, RMA, PSA

DEBRA GOLLE, CPA
MARK SACO, CPA
ROBERT LERCH, CPA, PSA
CHRISTOPHER M. VINCI, CPA, PSA
CHRISTINA CUIFFO, CPA, PSA
JOHN CUIFFO, CPA, PSA

INDEPENDENT AUDITOR'S REPORT

Honorable President and Members
of the Board of Trustees
Riverdale Board of Education
Riverdale, New Jersey

Report on the Financial Statements

Opinions

We have audited the financial statements of the governmental activities, the business-type activities, each major fund, and the aggregate remaining fund information of the Riverdale Board of Education, as of and for the fiscal year ended June 30, 2024 and the related notes to the financial statements, which collectively comprise the Board of Education's basic financial statements as listed in the table of contents.

In our opinion, the accompanying financial statements referred to above present fairly, in all material respects, the respective financial position of the governmental activities, the business-type activities, each major fund, and the aggregate remaining fund information of the Riverdale Board of Education as of June 30, 2024, and the respective changes in financial position and, where applicable, cash flows thereof for the fiscal year then ended in accordance with accounting principles generally accepted in the United States of America.

Basis for Opinions

We conducted our audit in accordance with auditing standards generally accepted in the United States of America, the standards applicable to financial audits contained in Government Auditing Standards, issued by the Comptroller General of the United States and the audit requirements prescribed by the Office of School Finance, Department of Education, State of New Jersey. Our responsibilities under those standards are further described in the Auditor's Responsibilities for the Audit of the Financial Statements section of our report. We are required to be independent of the Riverdale Board of Education and to meet our other ethical responsibilities, in accordance with the relevant ethical requirements relating to our audit. We believe that the audit evidence we have obtained is sufficient and appropriate to provide a basis for our audit opinions.

Responsibilities of Management for the Financial Statements

Management is responsible for the preparation and fair presentation of the financial statements in accordance with accounting principles generally accepted in the United States of America; and for the design, implementation, and maintenance of internal control relevant to the preparation and fair presentation of financial statements that are free from material misstatements, whether due to fraud or error.

In preparing the financial statements, management is required to evaluate whether there are conditions or events, considered in the aggregate, that raise substantial doubt about the Riverdale Board of Education's ability to continue as a going concern for twelve months beyond the financial statement date, including any currently known information that may raise substantial doubt shortly thereafter.

Auditor's Responsibilities for the Audit of Financial Statements

Our objectives are to obtain reasonable assurance about whether the financial statements as a whole are free from material misstatement, whether due to fraud or error, and to issue an auditor's report that includes our opinions. Reasonable assurance is a high level of assurance but is not absolute assurance and therefore is not a guarantee that an audit conducted in accordance with generally accepted auditing standards, Government Auditing Standards and audit requirements prescribed by the Office of School Finance, Department of Education, State of New Jersey, will always detect a material misstatement when it exists. The risk of not detecting a material misstatement resulting from fraud is higher than for one resulting from error, as fraud may involve collusion, forgery, intentional omissions, misrepresentations, or the override of internal control. Misstatements are considered material if there is a substantial likelihood that, individually or in the aggregate, they would influence the judgment made by a reasonable user based on the financial statements.

In performing an audit in accordance with generally accepted auditing standards, Government Auditing Standards and audit requirements prescribed by the Office of School Finance, Department of Education, State of New Jersey, we:

- Exercise professional judgement and maintain professional skepticism throughout the audit.
- Identify and assess the risks of material misstatement of the financial statements, whether due to fraud or error, and design and perform audit procedures responsive to those risks. Such procedures include examining, on a test basis, evidence regarding the amounts and disclosures in the financial statements.
- Obtain an understanding of internal control relevant to the audit in order to design audit procedures that are appropriate in the circumstances, but not for the purpose of expressing an opinion on the effectiveness of the Riverdale Board of Education's internal control. Accordingly, no such opinion is expressed.
- Evaluate the appropriateness of accounting policies used and the reasonableness of significant accounting estimates made by management, as well as evaluate the overall presentation of the financial statements.
- Conclude whether, in our judgment, there are conditions or events, considered in the aggregate, that raise substantial doubt about the Riverdale Board of Education's ability to continue as a going concern for a reasonable period of time.

We are required to communicate with those charged with governance regarding, among other matters, the planned scope and timing of the audit, significant audit findings, and certain internal control-related matters that we identified during the audit.

Required Supplementary Information

Accounting principles generally accepted in the United States of America require that the management's discussion and analysis, budgetary comparison information, pension information and other postemployment benefits information be presented to supplement the basic financial statements. Such information is the responsibility of management and although not a part of the basic financial statements, is required by the Governmental Accounting Standards Board who considers it to be an essential part of financial reporting for placing the basic financial statements in an appropriate operational, economic, or historical context. We have applied certain limited procedures to the required supplementary information in accordance with auditing standards generally accepted in the United States of America, which consisted of inquiries of management about the methods of preparing the information and comparing the information for consistency with management's responses to our inquiries, the basic financial statements, and other knowledge we obtained during our audit of the basic financial statements. We do not express an opinion or provide any assurance on the information because the limited procedures do not provide us with sufficient evidence to express an opinion or provide any assurance.

Supplementary Information

Our audit was conducted for the purpose of forming opinions on the financial statements that collectively comprise the Riverdale Board of Education's basic financial statements. The accompanying combining and individual nonmajor fund financial statements, schedule of expenditures of state financial assistance as required by New Jersey OMB Circular 15-08, Single Audit Policy for Recipients of Federal Grants, State Grants and State Aid, are presented for purposes of additional analysis and are not a required part of the basic financial statements of the Riverdale Board of Education. Such information is the responsibility of management and was derived from and relate directly to the underlying accounting and other records used to prepare the basic financial statements. The information has been subjected to the auditing procedures applied in the audit of the basic financial statements and certain additional procedures, including comparing and reconciling such information directly to the underlying accounting and other records used to prepare the basic financial statements or to the basic financial statements themselves, and other additional procedures in accordance with auditing standards generally accepted in the United States of America. In our opinion, the combining and individual nonmajor fund financial statements, schedules of expenditures of state financial assistance is fairly stated in all material respects in relation to the basic financial statements as a whole.

Other Information


Management is responsible for the other information included in the annual report. The other information comprises the introductory section, financial schedules and statistical section but does not include the basic financial statements and our auditor's report thereon. Our opinions on the basic financial statements do not cover the other information, and we do not express an opinion or any form of assurance thereon.

In connection with our audit of the basic financial statements, our responsibility is to read the other information and consider whether a material inconsistency exists between the other information and the financial statements, or the other information otherwise appears to be materially misstated. If, based on the work performed, we conclude that an uncorrected material misstatement of the other information exists, we are required to describe it in our report.

Other Reporting Required by Government Auditing Standards

In accordance with Government Auditing Standards, we have also issued our report dated January 15, 2025 on our consideration of the Riverdale Board of Education's internal control over financial reporting and on our tests of its compliance with certain provisions of laws, regulations, contracts, and grant agreements and other matters. The purpose of that report is solely to describe the scope of our testing of internal control over financial reporting and compliance and the results of that testing, and not to provide an opinion on the effectiveness of the Riverdale Board of Education's internal control over financial reporting or on compliance. That report is an integral part of an audit performed in accordance with Government Auditing Standards in considering the Riverdale Board of Education's internal control over financial reporting and compliance.


LERCH, VINCI & BLISS, LLP
Certified Public Accountants
Public School Accountants


Dieter P. Lerch
Public School Accountant
PSA Number CS00756

Fair Lawn, New Jersey
January 15, 2025

MANAGEMENT'S DISCUSSION AND ANALYSIS

RIVERDALE BOARD OF EDUCATION

Management's Discussion and Analysis

This section of Riverdale Board of Education's annual comprehensive financial report presents our discussion and analysis of the District's financial performance during the fiscal year that ended on June 30, 2024. The intent of this section is to look at the District's financial performance as a whole; readers should also review the basic financial statements and notes to enhance their understanding of the District's financial performance.

Management's Discussion and Analysis (MD&A) is an element of the Required Supplementary Information specified in the Governmental Accounting Standards Board's (GASB) Statement. Certain comparative information between the current year (2023-2024) and the prior year (2022-2023) is required to be presented in the MD&A.

FINANCIAL HIGHLIGHTS

Key financial highlights for the 2023-2024 fiscal year include the following:

- The assets and deferred outflows of resources of the Riverdale Board of Education exceeded its liabilities and deferred inflows of resources at the close of the fiscal year by \$9,487,286 (net position).
- Overall District revenues were \$12,079,408. General revenues accounted for \$9,867,449 or 82% of all revenues. Program specific revenues in the form of charges for services and grants and contributions accounted for \$2,211,959 or 18% of total revenues.
- The School District had \$11,253,444 in expenses for governmental activities; only \$2,083,957 of these expenses were offset by program specific charges, grants or contributions. General revenues (predominantly property taxes and unrestricted State aid) of \$9,862,469 were adequate to provide for these programs.
- As of the close of the current fiscal year, the District's governmental funds reported a combined ending fund balance of \$24,316,588 an increase of \$19,219,893 when compared to the ending fund balance at June 30, 2023 of \$5,096,695. The increase was primarily the result of the approved 2023 referendum for various capital improvement projects.
- The General Fund unassigned fund balance at June 30, 2024 was \$135,115 a decrease of \$3,944 when compared with the ending fund balance of \$139,059 at June 30, 2023.
- The General Fund unassigned budgetary fund balance at June 30, 2024 was \$286,739 which represents a decrease of \$44,885 when compared to the ending unassigned fund balance at June 30, 2023 of \$331,624.

RIVERDALE BOARD OF EDUCATION

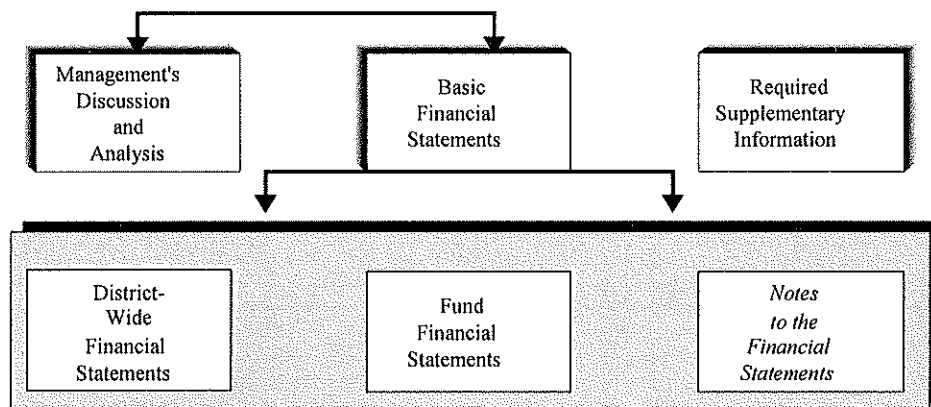
Management's Discussion and Analysis

OVERVIEW OF THE FINANCIAL STATEMENTS

The financial section of the annual report consists of four parts – Independent Auditor's Report, required supplementary information which includes the management's discussion and analysis (this section), the basic financial statements, and supplemental information. The basic financial statements include two kinds of statements that present different views of the District:

- The first two statements are district wide financial statements that provide both short-term and long-term information about the District's overall financial status.
- The remaining statements are fund financial statements that focus on individual parts of the District, reporting the District's operations in more detail than the district-wide statements.
 - The Governmental Funds statements tell how basic services were financed in the short term as well as what remains for future spending.
 - Proprietary Funds statements offer short-term and long-term financial information about the activities the district operated like businesses.

The financial statements also include notes that explain some of the information in the statements and provide more detailed data. The table below shows how the various parts of this annual report are arranged and related to one another.



RIVERDALE BOARD OF EDUCATION

Management's Discussion and Analysis

OVERVIEW OF THE FINANCIAL STATEMENTS (Continued)

The major features of the District's financial statements, including the portion of the District's activities they cover and the types of information they contain are summarized below. The remainder of this overview section of management's discussion and analysis highlights the structure and contents of each of the statements.

Major Features of the District-Wide and Fund Financial Statements

	District-Wide Statements	Fund Financial Statements	
		Governmental Funds	Proprietary Funds
Scope	Entire district	The activities of the district that are not proprietary or fiduciary, such as instruction, special education building maintenance, and community education	Activities the district operates similar to private businesses: Enterprise funds
Required financial statements	Statements of Net Position Statement of Activities	Balance Sheet Statement of Revenues, Expenditures and Changes in Fund Balances	Statement of Net Position Statement of Revenues, Expenses, and Changes in Net Position Statement of Cash Flows
Accounting Basis and Measurement focus	Accrual accounting and economic resources focus	Modified accrual accounting and current financial focus	Accrual accounting and economic resources focus
Type of asset/liability information	All assets, deferred outflows, liabilities, deferred inflows, both financial and capital, short-term and long-term	Generally, assets expected to be used up and liabilities that come due during the year or soon there after; no capital assets or long-term liabilities included	All assets, deferred outflows, liabilities, deferred inflows, both financial and capital, and short-term and long- term
Type of inflow/outflow information	All revenues and expenses during year, regardless of when cash is received or Paid	Revenues for which cash is received during or soon after the end of the year; expenditures when goods or services have been received and the related liability is due and payable.	All revenues and expenses during the year, regardless of when cash is received or paid.

RIVERDALE BOARD OF EDUCATION

Management's Discussion and Analysis

District-Wide Financial Statements

The district-wide statements report information about the District as a whole using accounting methods similar to those used by private-sector companies. The statement of net position includes all of the District's assets, deferred outflows of resources, liabilities and deferred inflows of resources. All of the current year's revenues and expenses are accounted for in the statement of activities regardless of when cash is received or paid.

The two district-wide statements report the District's net position and how it has changed. Net position – the difference between the District's assets/deferred outflows and liabilities/deferred inflows – is one way to measure the District's financial health or position

- Over time, increases or decreases in the District's net position are an indicator of whether its financial position is improving or deteriorating, respectively.
- To assess the overall health of the District you need to consider additional non-financial factors such as changes in the District's property tax base and the condition of school buildings and other facilities.

In the district-wide financial statements the District's activities are shown in two categories:

- *Governmental Activities* – Most of the District's basic services are included here, such as regular instruction and special education, transportation, administration, and plant operation and maintenance. State and Federal Aids finance most of these activities.
- *Business Type Activities* – These funds are used to account for operations that are financed and operated in a manner similar to private business enterprises. The District's Food Service Fund and Technology Initiative are included here.

Fund Financial Statements

The fund financial statements provide more detailed information about the District's funds – focusing on its most significant or "major" funds – not the District as a whole. Funds are accounting devices the District uses to keep track of specific sources of funding and spending on particular programs:

- Some funds are required by State law and bond covenants.
- The District establishes other funds to control and manage money for particular purposes or to show that it is properly using certain revenues (federal and state grants).

RIVERDALE BOARD OF EDUCATION

Management's Discussion and Analysis

Fund Financial Statements (Continued)

The District has two kinds of funds:

- *Governmental funds* – Most of the District's basic services are included in governmental funds, which generally focus on (1) how cash and other financial assets that can readily be converted to cash flow in and out and (2) the balances left at year-end that are available for spending. Consequently, the governmental funds statements provide a detailed short-term view that helps to determine whether there are more or fewer financial resources that can be spent in the near future to finance the District's programs. Because this information does not encompass the additional long-term focus of the district-wide statements, we provide additional information at the bottom of the governmental funds statements that explains the relationship (or differences) between them.
- *Proprietary funds* – Services for which the District charges a fee are generally reported in proprietary funds. Proprietary funds are reported in the same way as the district-wide statements. The District's Enterprise Fund is established to account for operations that are financed and operated in a manner similar to private business enterprises. The stated intent is that costs of providing goods or services to the students on a continuing basis are financed or recovered primarily through user charges.

Notes to the Financial Statements

The notes provide additional information that is essential to a full understanding of the data provided in the district-wide and fund financial statements. The notes to the financial statements can be found following the fund financial statements.

Other Information

In addition to the financial statements and accompanying notes, this report also presents certain required supplementary information concerning the District's budget process. The District adopts an annual expenditure budget for the general and special revenue funds. A budgetary comparison statement has been provided for these funds as required supplementary information. The required supplementary information can be found following the notes to the financial statements.

The District also presents required supplementary information regarding the accounting and reporting for pensions as required under GASB Statement No. 68 and post-retirement medical benefits as required under GASB Statement No. 75. The required supplementary information can be found following the notes to the financial statements.

Combining statements and schedules are presented immediately following the major budgetary comparisons if required.

RIVERDALE BOARD OF EDUCATION

Management's Discussion and Analysis

DISTRICT-WIDE FINANCIAL ANALYSIS

Net position may serve over time as a useful indicator of the District's financial position. The District's assets and deferred outflows of resources exceeded liabilities and deferred inflows of resources by \$9,487,286 and \$8,807,395 as of June 30, 2024 and 2023, respectively, as shown below.

By far the largest portion of the District's net position reflects its investment in capital assets (e.g., land and improvements, buildings and improvements, vehicles, furniture and equipment); less any related debt used to acquire those assets that are still outstanding. The District uses these capital assets to provide services to its students; consequently, these assets are not available for future spending. Although the District's investment in its capital assets is reported net of related debt, it should be noted that the resources needed to repay this debt must be provided from other sources, since the capital assets themselves cannot be used to liquidate these liabilities.

Net Position as of June 30, 2024 and 2023

	<u>Governmental</u> <u>Activities</u>		<u>Business-Type</u> <u>Activities</u>		<u>Total</u>	
	<u>2024</u>	<u>2023</u>	<u>2024</u>	<u>2023</u>	<u>2024</u>	<u>2023</u>
Assets						
Current and Other Assets	\$ 25,011,607	\$ 5,672,254	\$ 112,024	\$ 113,225	\$ 25,123,631	\$ 5,785,479
Capital Assets	5,445,870	4,444,711	30,601	36,735	5,476,471	4,481,446
Total Assets	<u>30,457,477</u>	<u>10,116,965</u>	<u>142,625</u>	<u>149,960</u>	<u>30,600,102</u>	<u>10,266,925</u>
Deferred Outflows of Resources						
Deferred Amounts on Net Pension Liability	119,645	67,800	-	-	119,645	67,800
Total Assets and Deferred Outflows	<u>30,577,122</u>	<u>10,184,765</u>	<u>142,625</u>	<u>149,960</u>	<u>30,719,747</u>	<u>10,334,725</u>
Liabilities						
Long-Term Liabilities	19,729,836	575,559	6,695	9,350	19,736,531	584,909
Other Liabilities	1,370,583	722,097	-	-	1,370,583	722,097
Total Liabilities	<u>21,100,419</u>	<u>1,297,656</u>	<u>6,695</u>	<u>9,350</u>	<u>21,107,114</u>	<u>1,307,006</u>
Deferred Inflows of Resources						
Deferred Amounts on Net Pension Liability	125,347	219,942	-	-	125,347	219,942
Deferred Commodities Revenue	-	-	-	382	-	382
Total Deferred Inflows	<u>125,347</u>	<u>219,942</u>	<u>-</u>	<u>382</u>	<u>125,347</u>	<u>220,324</u>
Total Liabilities and Deferred Inflows	<u>21,225,766</u>	<u>1,517,598</u>	<u>6,695</u>	<u>9,732</u>	<u>21,232,461</u>	<u>1,527,330</u>
Net Position						
Net Investment in Capital Assets	4,345,729	4,444,711	30,601	36,735	4,376,330	4,481,446
Restricted	4,271,813	3,237,890	-	-	4,271,813	3,237,890
Unrestricted	733,814	984,566	105,329	103,493	839,143	1,088,059
Total Net Position	<u>\$ 9,351,356</u>	<u>\$ 8,667,167</u>	<u>\$ 135,930</u>	<u>\$ 140,228</u>	<u>\$ 9,487,286</u>	<u>\$ 8,807,395</u>

RIVERDALE BOARD OF EDUCATION

Management's Discussion and Analysis

The changes in net position for fiscal years ended 2024 and 2023 are as follows:

	<u>Governmental Activities</u>		<u>Business-Type Activities</u>		<u>Total</u>	
	<u>2024</u>	<u>2023</u>	<u>2024</u>	<u>2023</u>	<u>2024</u>	<u>2023</u>
Revenues						
Program Revenues						
Charges for Services	\$ 94,275	\$ 71,501	\$ 63,022	\$ 88,664	\$ 157,297	\$ 160,165
Operating Grants and Contributions	1,989,682	2,017,456	64,980	92,195	2,054,662	2,109,651
Capital Grants and Contributions	-	355,283			-	355,283
General Revenues						
Property Taxes	8,892,660	8,717,867			8,892,660	8,717,867
Miscellaneous	969,809	13,972	4,980	22	974,789	13,994
Total Revenues	<u>11,946,426</u>	<u>11,176,079</u>	<u>132,982</u>	<u>180,881</u>	<u>12,079,408</u>	<u>11,356,960</u>
Expenses						
Instruction						
Regular	4,774,297	4,608,458			4,774,297	4,608,458
Special Education	1,710,579	1,986,969			1,710,579	1,986,969
Other Instruction	179,192	213,120			179,192	213,120
School Sponsored Activities and Athletics	89,756	92,291			89,756	92,291
Support Services						
Student and Instruction Related Services	1,257,913	951,395			1,257,913	951,395
General Administration Services	401,631	387,824			401,631	387,824
School Administration Services	200,216	162,225			200,216	162,225
Central Services	321,397	234,514			321,397	234,514
Plant Operation and Maintenance	819,377	739,963			819,377	739,963
Pupil Transportation	823,522	790,842			823,522	790,842
Interest and Other Chgs on Long-Term Debt	675,564	-			675,564	-
Food Service			138,561	147,270	138,561	147,270
Technology Initiative	-	-	7,512	7,328	7,512	7,328
Total Expenses	<u>11,253,444</u>	<u>10,167,601</u>	<u>146,073</u>	<u>154,598</u>	<u>11,399,517</u>	<u>10,322,199</u>
Transfers In (Out)	<u>(8,793)</u>	<u>-</u>	<u>8,793</u>	<u>-</u>	<u>-</u>	<u>-</u>
Change in Net Position	684,189	1,008,478	(4,298)	26,283	679,891	1,034,761
Net Position, Beginning of Year	<u>8,667,167</u>	<u>7,658,689</u>	<u>140,228</u>	<u>113,945</u>	<u>8,807,395</u>	<u>7,772,634</u>
Net Position, End of Year	<u>\$ 9,351,356</u>	<u>\$ 8,667,167</u>	<u>\$ 135,930</u>	<u>\$ 140,228</u>	<u>\$ 9,487,286</u>	<u>\$ 8,807,395</u>

RIVERDALE BOARD OF EDUCATION

Management's Discussion and Analysis

Governmental Activities

The financial position of the District improved significantly. However, maintaining existing programs including special education programs/services and increases in District health benefits costs places a great demand on the District's resources. As a result, careful management of expenses remains essential for the District to sustain its financial health.

Total and Net Cost of Governmental Activities. The following schedule presents the District's total costs of services provided by major activity. After applying program revenues, derived from charges for services, operating grants and contributions and capital grants and contributions, the net cost of these services is presented. The following is a comparative analysis of the total and the net cost of governmental activities for the fiscal years ended June 30, 2024 and 2023.

	<u>Total Cost of Services</u>		<u>Net Cost of Services</u>	
	<u>2024</u>	<u>2023</u>	<u>2024</u>	<u>2023</u>
Instruction				
Regular	\$ 4,774,297	\$ 4,608,458	\$ 3,983,797	\$ 3,872,215
Special Education	1,710,579	1,986,969	880,031	1,120,223
Other Instruction	179,192	213,120	138,864	101,344
School Sponsored Activities and Athletics	89,756	92,291	47,638	56,652
Support Services				
Student and Instruction Related Services	1,257,913	951,395	1,096,534	798,745
General Administration	401,631	387,824	392,007	374,641
School Administration Services	200,216	162,225	170,017	132,463
Central Services	321,397	234,514	315,714	225,155
Plant Operation and Maintenance	819,377	739,963	763,503	351,456
Pupil Transportation	823,522	790,842	705,818	690,467
Interest and Other Charges on Long-Term Debt	675,564	-	675,564	-
Total	\$ 11,253,444	\$ 10,167,601	\$ 9,169,487	\$ 7,723,361

RIVERDALE BOARD OF EDUCATION

Management's Discussion and Analysis

FINANCIAL ANALYSIS OF THE DISTRICT'S FUNDS

The District uses fund accounting to ensure and demonstrate compliance with finance-related legal requirements.

Governmental Funds

The focus of the District's governmental funds is to provide information on near-term inflows, outflows, and balances of spendable resources. Such information is useful in assessing the District's financing requirements. In particular, unreserved fund balance may serve as a useful measure of the District's net resources available for spending at the end of the fiscal year.

The financial performance of the District as a whole is reflected in its governmental funds as well. As the District completed the year, its governmental funds reported a combined fund balance of \$24,316,588, an increase of \$19,219,893 from last year's fund balance of \$5,096,695, which as previously stated was the result of the 2023 referendum for various capital improvement projects.

Revenues and other financing sources for the District's governmental funds were \$32,107,932; total expenditures and other financing uses were \$12,888,039.

General Fund - The General Fund is the chief operating fund of the District and includes the primary operations in providing educational services to students.

Revenues of the General Fund were \$11,444,489 for the fiscal year ended June 30, 2024. State sources amounted to \$2,227,967 and local sources amounts to \$9,216,522. A transfer was made from the Capital Projects fund in the amount of \$699,767 for interest earned on investments.

Expenditures of the General Fund were \$10,776,576. Instructional expenditures were \$6,928,056 for support services were \$3,617,491 and capital expenditures totaled \$231,029 for the fiscal year ended June 30, 2024. A transfer to the Food Service fund was made in the amount of \$8,793.

Special Revenue Fund - The Special Revenue Fund includes all restricted Federal and State sources utilized in the operations of the district in providing educational services to students with special needs.

Revenues of the Special Revenue Fund were \$342,909 for the fiscal year ended June 30, 2024. Federal sources amounted to \$302,454 and local sources amounted to \$40,455.

Expenditures of the Special Revenue Fund were \$337,762. Instructional expenditures were \$307,699 and expenditures for support services were \$30,063 for the fiscal year ended June 30, 2024.

Capital Projects - The district issued bonds in the amount of \$18,921,000 in July 2023. Additionally, interest on investments amounted to \$699,767. This was transferred to General Fund. Capital projects expenditures amounted to \$1,065,141 for the fiscal year ended June 30, 2024.

Proprietary Funds

The District maintains an Enterprise Fund to account for activities, which are supported in part through user fees.

RIVERDALE BOARD OF EDUCATION

Management's Discussion and Analysis

Enterprise Fund - The District uses Enterprise Funds to report activities related to the Food Services and Technology Initiative programs. The District's Enterprise Fund provides the same type of information found in the district-wide financial statements, business-type activities, but in more detail. Factors concerning the finances of this Fund have already been addressed in the discussion of the District's business-type activities.

GENERAL FUND BUDGETARY HIGHLIGHTS

Over the course of the year, the District revised the annual operating budget several times. These budget amendments fall into the following categories

- Implementing budgets for specially funded projects, which include both federal and state grants.
- Reappropriation of June 30, 2023 encumbrances.
- Appropriation of unassigned fund balance.

CAPITAL ASSETS

The District's investment in capital assets for its governmental and business type activities as of June 30, 2024 and 2023 amounts to \$5,476,471 and \$4,481,446 (net of accumulated depreciation), respectively. The capital assets consist of land, buildings, building improvements, computers, specialized machinery and various other types of equipment. Depreciation charges for the fiscal year 2023-2024 amounted to \$295,011 for governmental activities and \$6,134 for the Business-Type activities.

The following is a comparative analysis of capital assets at June 30, 2024 and 2023.

	<u>Governmental</u>		<u>Business- Type</u>		<u>Total</u>	
	<u>2024</u>	<u>2023</u>	<u>2024</u>	<u>2023</u>	<u>2024</u>	<u>2023</u>
Land	\$ 11,800	\$ 11,800			\$ 11,800	\$ 11,800
Construction in Progress	1,172,714	611,551			1,172,714	611,551
Buildings & Building Improvements	4,170,524	3,644,225			4,170,524	3,644,225
Machinery and Equipment	90,832	177,135	\$ 30,601	\$ 36,735	121,433	213,870
Total	\$ 5,445,870	\$ 4,444,711	\$ 30,601	\$ 36,735	\$ 5,476,471	\$ 4,481,446

Additional information on the District's capital assets are presented in the Notes to the Financial Statements.

RIVERDALE BOARD OF EDUCATION

Management's Discussion and Analysis

LONG TERM LIABILITIES

At June 30, 2024, the District's long-term liabilities consisted of bonds payable of \$18,921,000, compensated absences payable of \$91,525 and net pension liability of \$717,311 totaling \$19,729,836. This is in comparison to long-term liabilities at June 30, 2023 of \$722,097 or an increase of \$19,007,739, which is primarily due to the issuance of the 2023 school bonds.

Additional information on the District's long-term liabilities are presented in the Notes to the Financial Statements.

ECONOMIC FACTORS AND NEXT YEAR'S BUDGET AND RATES

Many factors were considered by the District's administration during the process of developing the fiscal year 2024-2025 budget. The primary factors were the District's projected student population, anticipated state and federal aid as well as increasing labor and related employee benefit costs. Other budgetary increases are anticipated with special education, and utilizes the required investment to repair the District's aging facilities.

These expenditures are to be paid for by the mandated 2% CAP on the property tax levy with certain allowable adjustments to the tax levy. In the future, any such allowable adjustments may not be permitted.

CONTACTING THE DISTRICT'S FINANCIAL MANAGEMENT

This financial report is designed to provide our citizens, taxpayers, customers, and investors and creditors with a general overview of the District's finances and to demonstrate the District's accountability for the money it receives. If you have questions about this report or need additional information contact the Office of the Business Administrator, Riverdale Board of Education, 52 Newark Pompton Turnpike, Riverdale, NJ 07457.

BASIC FINANCIAL STATEMENTS

RIVERDALE BOARD OF EDUCATION
STATEMENT OF NET POSITION
AS OF JUNE 30, 2024

	<u>Governmental Activities</u>	<u>Business-Type Activities</u>	<u>Total</u>
ASSETS			
Cash and Cash Equivalents	\$ 24,739,071	\$ 105,353	\$ 24,844,424
Receivables, net			
Receivables from Other Governments	270,276	6,011	276,287
Other	2,260	660	2,920
Capital Assets, net of depreciation	<u>5,445,870</u>	<u>30,601</u>	<u>5,476,471</u>
Total Assets	<u>30,457,477</u>	<u>142,625</u>	<u>30,600,102</u>
DEFERRED OUTFLOWS OF RESOURCES			
Deferred Outflows on Net Pension Liability	<u>119,645</u>	-	<u>119,645</u>
Total Deferred Outflows of Resources	<u>119,645</u>	-	<u>119,645</u>
Total Assets and Deferred Outflows of Resources	<u>30,577,122</u>	<u>142,625</u>	<u>30,719,747</u>
LIABILITIES			
Accounts Payable and Other Current Liabilities	661,177	-	661,177
Unearned Revenue	33,842	6,695	40,537
Accrued Interest	675,564		675,564
Noncurrent Liabilities			
Due beyond one year	<u>19,729,836</u>	-	<u>19,729,836</u>
Total Liabilities	<u>21,100,419</u>	<u>6,695</u>	<u>21,107,114</u>
DEFERRED INFLOWS OF RESOURCES			
Deferred Inflows on Net Pension Liability	<u>125,347</u>	-	<u>125,347</u>
Total Deferred Inflows of Resources	<u>125,347</u>	-	<u>125,347</u>
Total Liabilities and Deferred Inflows of Resources	<u>21,225,766</u>	<u>6,695</u>	<u>21,232,461</u>
NET POSITION			
Net Investment in Capital Assets	4,345,729	30,601	4,376,330
Restricted for:			
Capital Projects	3,611,106		3,611,106
Other Purposes	660,707		660,707
Unrestricted	<u>733,814</u>	<u>105,329</u>	<u>839,143</u>
Total Net Position	<u>\$ 9,351,356</u>	<u>\$ 135,930</u>	<u>\$ 9,487,286</u>

The accompanying Notes to the Financial Statements are an integral part of this statement.

**RIVERDALE BOARD OF EDUCATION
STATEMENT OF ACTIVITIES
FOR THE FISCAL YEAR ENDED JUNE 30, 2024**

Functions/Programs	Expenses	Program Revenues			Net (Expense) Revenue and Changes in Net Position		
		Charges for Services	Operating Grants and Contributions	Capital Grants and Contributions	Governmental Activities	Business-Type Activities	Total
Governmental Activities							
Instruction							
Regular	\$ 4,774,297	\$ 53,820	\$ 736,680		\$ (3,983,797)		\$ (3,983,797)
Special Education	1,710,579		830,548		(880,031)		(880,031)
Other Instruction	179,192		40,328		(138,864)		(138,864)
School Sponsored Activities and Athletics	89,756	40,455	1,663		(47,638)		(47,638)
Support Services							
Student and Instruction Related Services	1,257,913		161,379		(1,096,534)		(1,096,534)
General Administration Services	401,631		9,624		(392,007)		(392,007)
School Administration Services	200,216		30,199		(170,017)		(170,017)
Central Services	321,397		5,683		(315,714)		(315,714)
Plant Operations and Maintenance	819,377		55,874		(763,503)		(763,503)
Pupil Transportation	823,522		117,704		(705,818)		(705,818)
Interest on Debt	675,564	-	-	-	(675,564)	-	(675,564)
Total Governmental Activities	11,253,444	94,275	1,989,682	-	(9,169,487)	-	(9,169,487)
Business-Type Activities							
Food Service	138,561	52,066	64,980	-	-	\$ (21,515)	(21,515)
Technology Initiative	7,512	10,956	-	-	-	3,444	3,444
Total Business-Type Activities	146,073	63,022	64,980	-	-	(18,071)	(18,071)
Total Primary Government	\$ 11,399,517	\$ 157,297	\$ 2,054,662	\$ -	(9,169,487)	(18,071)	(9,187,558)
General Revenues							
Property Taxes, Levied for General Purposes					8,892,660		8,892,660
Miscellaneous Income					969,809	4,980	974,789
Transfers In (Out)					(8,793)	8,793	-
Total General Revenues and Transfers					9,853,676	13,773	9,867,449
Change in Net Position					675,396	4,495	679,891
Net Position, Beginning of Year					8,667,167	140,228	8,807,395
Net Position, End of Year					\$ 9,342,563	\$ 144,723	\$ 9,487,286

The accompanying Notes to the Financial Statements are an Integral Part of this Statement

FUND FINANCIAL STATEMENTS

**RIVERDALE BOARD OF EDUCATION
GOVERNMENTAL FUNDS
BALANCE SHEET
AS OF JUNE 30, 2024**

	<u>General Fund</u>	<u>Special Revenue Fund</u>	<u>Capital Projects Fund</u>	<u>Total Governmental Funds</u>
ASSETS				
Cash and Cash Equivalents	\$ 5,297,013	\$ 295,727	\$ 19,146,331	\$ 24,739,071
Receivables				-
Intergovernmental	20,444	249,832		270,276
Other	2,260			2,260
Interfunds Receivable	<u>1,222,152</u>	<u>-</u>	<u>-</u>	<u>1,222,152</u>
Total Assets	<u>\$ 6,541,869</u>	<u>\$ 545,559</u>	<u>\$ 19,146,331</u>	<u>\$ 26,233,759</u>
LIABILITIES AND FUND BALANCES				
Liabilities				
Accounts Payable	\$ 29,278	\$ 858	\$ 602,672	\$ 632,808
Interfunds Payable		499,352	722,800	1,222,152
Intergovernmental Accounts Payable	7,293			7,293
Payroll Deductions and Withholdings	21,076			21,076
Unearned Revenue	<u>11,040</u>	<u>22,802</u>	<u>-</u>	<u>33,842</u>
Total Liabilities	<u>68,687</u>	<u>523,012</u>	<u>1,325,472</u>	<u>1,917,171</u>
Fund Balances				
Restricted Fund Balance				
Excess Surplus	1,334,244			1,334,244
Excess Surplus - Designated for Subsequent Year's Expenditures	531,170			531,170
Capital Reserve	3,331,106			3,331,106
Capital Reserve - Designated for Subsequent Year's Expenditures	280,000			280,000
Maintenance Reserve	318,761			318,761
Maintenance Reserve - Designated for Subsequent Year's Expenditures	100,000			100,000
Tuition Adjustments	100,000			100,000
Tuition Adjustments - Designated for Subsequent Year's Expenditures	100,000			100,000
Unemployment Compensation	19,399			19,399
Student Activities and Athletics		22,547		22,547
Capital Projects			17,820,859	17,820,859
Committed				
Year End Encumbrances	65,829			65,829
Assigned				
Year End Encumbrances	157,558			157,558
Unassigned Fund Balance	<u>135,115</u>	<u>-</u>	<u>-</u>	<u>135,115</u>
Total Fund Balances	<u>6,473,182</u>	<u>22,547</u>	<u>17,820,859</u>	<u>24,316,588</u>
Total Liabilities and Fund Balances	<u>\$ 6,541,869</u>	<u>\$ 545,559</u>	<u>\$ 19,146,331</u>	

Amounts reported for *governmental activities* in the statement of net position (A-1) are different because:

Capital assets used in governmental activities are not financial resources and therefore are not reported in the funds. The cost of the assets is \$10,078,522, and the accumulated depreciation is \$4,632,652. 5,445,870

The District has financed capital assets through the issuance of school bonds. The interest accrual at year end is (675,564)

Certain amounts resulting from the calculation of liabilities are reported as deferred outflows and deferred inflows of resources on the statement of net position and amortized over future years. (See Note 2A) (5,702)

Long-term liabilities are not due and payable in the current period and therefore are not reported as liabilities in the funds. (See Note 2A) (19,729,836)

Net position of governmental activities \$ 9,351,356

RIVERDALE BOARD OF EDUCATION
GOVERNMENTAL FUNDS
STATEMENT OF REVENUES, EXPENDITURES, AND CHANGES IN FUND BALANCES
FOR THE FISCAL YEAR ENDED JUNE 30, 2024

	<u>General Fund</u>	<u>Special Revenue Fund</u>	<u>Capital Projects Fund</u>	<u>Total Governmental Funds</u>
REVENUES				
Local Sources				
Property Taxes	\$ 8,892,660			\$ 8,892,660
Tuition	53,820			53,820
Interest	250,530		\$ 699,767	950,297
Miscellaneous	19,512	\$ 40,455	-	59,967
Total - Local Sources	9,216,522	40,455	699,767	9,956,744
State Sources	2,227,967			2,227,967
Federal Sources	-	302,454	-	302,454
Total Revenues	11,444,489	342,909	699,767	12,487,165
EXPENDITURES				
Current				
Instruction				
Regular Instruction	5,063,827	108,897		5,172,724
Special Education Instruction	1,603,563	163,494		1,767,057
Other Instruction	205,813			205,813
School-Sponsored Activities and Athletics	54,853	35,308		90,161
Support Services				-
Student and Instruction Related Services	1,298,046	30,063		1,328,109
General Administrative Services	399,925			399,925
School Administrative Services	199,968			199,968
Central Services	274,748			274,748
Administration Information Technology	41,463			41,463
Plant Operations and Maintenance	579,466			579,466
Pupil Transportation	823,875			823,875
Capital Outlay	231,029	-	1,065,141	1,296,170
Total Expenditures	10,776,576	337,762	1,065,141	12,179,479
Excess (Deficiency) of Revenues				
Over (Under) Expenditures	667,913	5,147	(365,374)	307,686
OTHER FINANCING SOURCES(USES)				
Serial Bond Proceeds			18,921,000	18,921,000
Transfers In	699,767			699,767
Transfers Out	(8,793)	-	(699,767)	(708,560)
Total Other Financing Sources and Uses	690,974	-	18,221,233	18,912,207
Net Change in Fund Balance	1,358,887	5,147	17,855,859	19,219,893
Fund Balance, Beginning of Year	5,114,295	17,400	(35,000)	5,096,695
Fund Balance, End of Year	\$ 6,473,182	\$ 22,547	\$ 17,820,859	\$ 24,316,588

**RIVERDALE BOARD OF EDUCATION
RECONCILIATION OF THE GOVERNMENTAL FUNDS STATEMENT OF
REVENUES, EXPENDITURES AND CHANGES IN FUND BALANCES
WITH THE DISTRICT-WIDE STATEMENT OF ACTIVITIES
FOR THE FISCAL YEAR ENDED JUNE 30, 2024**

Total net change in fund balances - governmental funds (Exhibit B-2) \$ 19,219,893

Amounts reported for governmental activities in the statement of
activities are different because:

Capital outlays to purchase or build capital assets are reported in governmental funds as expenditures. However, for governmental activities those costs are shown in the statement and allocated over their estimated useful lives as annual depreciation expense. This is the amount by which capital outlay exceeds depreciation expenditures in the current period.

Capital Outlay	\$ 1,296,170	
Depreciation Expense	<u>(295,011)</u>	
		1,001,159

The issuance of long term debt provides current financial resources to governmental funds,
however these transactions have no effect in the statement of activities

Bond Proceeds	(18,921,000)
---------------	--------------

In the statement of activities, certain operating expenses - compensated absences
and pension expense - are measured by the amounts incurred during the year.
In the governmental funds, however, expenditures for these items are measured by
the amount of financial sources (used) paid:

Increase in Compensated Absences	(2,009)	
Increase in Accrued Interest	(675,564)	
Decrease in Pension Expense	<u>61,710</u>	
		<u>(615,863)</u>

Change in net position of governmental activities (Exhibit A-2)	\$ <u>684,189</u>
-----------------------------------------------------------------	-------------------

**RIVERDALE BOARD OF EDUCATION
PROPRIETARY FUNDS
STATEMENT OF NET POSITION
AS OF JUNE 30, 2024**

	<u>Business-Type Activities - Enterprise Fund</u>		
	<u>Food Service</u>	<u>Non-Major Technology Initiative</u>	<u>Totals</u>
ASSETS			
Current Assets			
Cash and Cash Equivalents	\$ 86,377	\$ 18,976	\$ 105,353
Intergovernmental Receivable			
State	276		276
Federal	5,735		5,735
Other Accounts Receivable	660		660
Inventories	-	-	-
Total Current Assets	<u>93,048</u>	<u>18,976</u>	<u>112,024</u>
Capital Assets			
Equipment	79,900		79,900
Less: Accumulated Depreciation	<u>(49,299)</u>	<u>-</u>	<u>(49,299)</u>
Total Capital Assets	<u>30,601</u>	<u>-</u>	<u>30,601</u>
Total Assets	<u>123,649</u>	<u>18,976</u>	<u>142,625</u>
LIABILITIES			
Current Liabilities			
Unearned Revenue	<u>6,695</u>	<u>-</u>	<u>6,695</u>
Total Current Liabilities	<u>6,695</u>	<u>-</u>	<u>6,695</u>
DEFERRED INFLOWS OF RESOURCES			
Deferred Commodities Revenue	<u>-</u>	<u>-</u>	<u>-</u>
Total Liabilities and Deferred Inflows of Resources	<u>6,695</u>	<u>-</u>	<u>6,695</u>
NET POSITION			
Invested in Capital Assets	30,601		30,601
Unrestricted	<u>86,353</u>	<u>18,976</u>	<u>105,329</u>
Total Net Position	<u>\$ 116,954</u>	<u>\$ 18,976</u>	<u>\$ 135,930</u>

**RIVERDALE BOARD OF EDUCATION
PROPRIETARY FUNDS
STATEMENT OF REVENUES, EXPENSES AND
CHANGES IN NET POSITION
FOR THE FISCAL YEAR ENDED JUNE 30, 2024**

	Business-Type Activities - Enterprise Fund		
	<u>Food Service</u>	<u>Non-Major Technology Initiative</u>	<u>Totals</u>
OPERATING REVENUES			
Charges for Services			
Daily Sales - Reimbursable Programs	\$ 52,066		\$ 52,066
Daily Sales - Non-Reimbursable Programs			-
Program Fees	-	\$ 10,956	10,956
	<u>52,066</u>	<u>10,956</u>	<u>63,022</u>
Total Operating Revenues			
	<u>52,066</u>	<u>10,956</u>	<u>63,022</u>
OPERATING EXPENSES			
Cost of Sales - Reimbursable Programs	95,203		95,203
Cost of Sales - Non-Reimbursable Programs			-
Salaries and Wages	21,159		21,159
Supplies and Materials	4,997		4,997
Repair and Maintenance	6,099		6,099
Utilities	2,810		2,810
Depreciation Expense	6,134	-	6,134
Miscellaneous	2,159	7,512	9,671
	<u>138,561</u>	<u>7,512</u>	<u>146,073</u>
Total Operating Expenses			
	<u>138,561</u>	<u>7,512</u>	<u>146,073</u>
Operating Income (Loss)	<u>(86,495)</u>	<u>3,444</u>	<u>(83,051)</u>
NONOPERATING REVENUES			
Interest Earnings	4,980		4,980
State Sources			
State School Lunch Program	1,512		1,512
Federal Sources			
National Lunch/Breakfast Program	31,236		31,236
Supply Chain Assistance	11,776		11,776
Food Distribution Program	20,456	-	20,456
	<u>69,960</u>	<u>-</u>	<u>69,960</u>
Total Nonoperating Revenues			
	<u>69,960</u>	<u>-</u>	<u>69,960</u>
OTHER FINANCING SOURCES(USES)			
Transfers In	8,793	-	8,793
	<u>8,793</u>	<u>-</u>	<u>8,793</u>
Total Other Financing Sources and Uses			
	<u>8,793</u>	<u>-</u>	<u>8,793</u>
Change in Net Position	(7,742)	3,444	(4,298)
Net Position, Beginning of Year	124,696	15,532	140,228
Net Position, End of Year	<u>\$ 116,954</u>	<u>\$ 18,976</u>	<u>\$ 135,930</u>

The accompanying Notes to the Financial Statements are an Integral Part of this Statement

**RIVERDALE BOARD OF EDUCATION
PROPRIETARY FUNDS
STATEMENT OF CASH FLOWS
FOR THE FISCAL YEAR ENDED JUNE 30, 2024**

	<u>Business-Type Activities - Enterprise Fund</u>		
	<u>Food Service</u>	<u>Non-Major Technology Initiative</u>	<u>Totals</u>
Cash Flows from Operating Activities			
Cash Received from Customers and Other Operating Activities	\$ 55,994	\$ 10,956	\$ 66,950
Cash Payments for Employees - Salaries and Benefits	(21,159)	-	(21,159)
Cash Payments to Suppliers for Goods and Services	(97,267)	(7,512)	(104,779)
Net Cash Provided (Used) by Operating Activities	(62,432)	3,444	(58,988)
Cash Flows from Noncapital Financing Activities			
Cash Received from State and Federal Subsidy Reimbursements	41,484	-	41,484
Transfers from Other Funds	8,793	-	8,793
Net Cash Provided by Noncapital Financing Activities	50,277	-	50,277
Cash Flows from Investing Activities			
Interest Earnings	4,980	-	4,980
Net Cash Provided by Investing Activities	4,980	-	4,980
Net Increase in Cash and Cash Equivalents	(7,175)	3,444	(3,731)
Cash and Cash Equivalents, Beginning of Year	93,552	15,532	109,084
Cash and Cash Equivalents, End of Year	\$ 86,377	\$ 18,976	\$ 105,353
Reconciliation of Operating Income (Loss) to Net Cash Provided (Used) by Operating Activities			
Operating Income (Loss)	\$ (86,495)	\$ 3,444	\$ (83,051)
Adjustments to Reconcile Operating Income (Loss) to Net Cash Provided (Used) by Operating Activities			
Depreciation Expense	6,134		6,134
Non-Cash Federal Assistance-Food Distribution Program	20,456		20,456
Change in Assets, Liabilities and Deferred Inflows of Resources			
Increase/(Decrease) in Accounts Payable	(7,033)		(7,033)
(Increase)/Decrease in Inventory	960		960
Increase/(Decrease) in Unearned Revenue	4,378		4,378
(Increase)/Decrease in Accounts Receivable	(450)		(450)
Increase/(Decrease) in Deferred Commodities Revenue	(382)	-	(382)
Total Adjustments	24,063	-	24,063
Net Cash Provided (Used) by Operating Activities	\$ (62,432)	\$ 3,444	\$ (58,988)
Non-Cash Investing, Capital and Financing Activities			
Value Received - Food Distribution Program	\$ 20,456		\$ 20,456

The accompanying Notes to the Financial Statements are an Integral Part of this Statement

NOTES TO THE FINANCIAL STATEMENTS

**RIVERDALE BOARD OF EDUCATION
NOTES TO THE FINANCIAL STATEMENTS
FOR THE FISCAL YEAR ENDED JUNE 30, 2024**

NOTE 1 SUMMARY OF SIGNIFICANT ACCOUNTING POLICIES

A. Reporting Entity

The Riverdale Board of Education (the “Board” or the “District”) is an instrumentality of the State of New Jersey, established to function as an education institution. The Board consists of seven elected officials and is responsible for the fiscal control of the District. A Superintendent of Schools is appointed by the Board and is responsible for the administrative control of the District. A School Business Administrator/Board Secretary is also appointed by the Board and oversees the business functions of the District. Under existing statutes, the Board's duties and powers include, but are not limited to, the development and adoption of a school program; the establishment, organization and operation of schools; and the acquisition, maintenance and disposition of school property. The Board currently operates a Pre-Kindergarten through grade eight (8) school district.

The Board also has broad financial responsibilities, including the approval of the annual budget and the establishment of a system of accounting and budgetary controls. The Superintendent of Schools is the Chief Administrative Officer of the District who is responsible for general supervision of all schools, planning and operational functions of the District. The School Business Administrator/Board Secretary is the Chief Financial Officer and is responsible for budgeting, financial accounting and reporting and reports through the Superintendent of Schools to the Board.

The reporting entity is composed of the primary government, component units, and other organizations that are included to ensure that the financial statements of the District are not misleading. The primary government consists of all funds, departments, boards and agencies that are not legally separate from the District. For the Riverdale Board of Education this includes general operations, food service, technology initiative and student related activities of the District.

Component units are legally separate organizations for which the District is financially accountable. The District is financially accountable for an organization if the District appoints a voting majority of the organization's governing board and (1) the District is able to significantly influence the programs or services performed or provided by the organization; or (2) the District is legally entitled to or can otherwise access the organization's resources; the District is legally obligated or has otherwise assumed the responsibility to finance the deficits of, or provide financial support to, the organization; or the District is obligated for the debt of the organization. Component units may also include organizations that are fiscally dependent on the District in that the District approves the budget, the issuance of debt or the levying of taxes. Based on the foregoing criteria, the District has no component units. Furthermore, the District is not includable in any other reporting entity as a component unit.

B. New Accounting Standards

During fiscal year 2024, the District adopted the following GASB statements:

- GASB Statement No. 100, *Accounting Changes and Error Corrections – an amendment of GASB Statement No. 62*, will be effective beginning with the fiscal year ending June 30, 2024. The primary objective of this Statement is to enhance accounting and financial reporting requirements for accounting changes and error corrections to provide more understandable, reliable, relevant, consistent, and comparable information for making decisions or assessing accountability.

Other accounting standards that the District is currently reviewing for applicability and potential impact on the financial statements include:

- GASB Statement No. 101, *Compensated Absences*, will be effective beginning with the fiscal year ending June 30, 2025. The objective of this Statement is to better meet the information needs of financial statement users by updating the recognition and measurement guidance for compensated absences. That objective is achieved by aligning the recognition and measurement guidance under a unified model and by amending certain previously required disclosures.

**RIVERDALE BOARD OF EDUCATION
NOTES TO THE FINANCIAL STATEMENTS
FOR THE FISCAL YEAR ENDED JUNE 30, 2024**

NOTE 1 SUMMARY OF SIGNIFICANT ACCOUNTING POLICIES (Continued)

B. New Accounting Standards (Continued)

- GASB Statement No. 102, *Certain Risk Disclosures*, will be effective beginning with the fiscal year ending June 30, 2025. The requirements of this Statement will improve financial reporting by providing users of financial statements with essential information that currently is not often provided. The disclosures will provide users with timely information regarding certain concentrations or constraints and related events that have occurred or have begun to occur that make a school district vulnerable to a substantial impact. As a result, users will have better information with which to understand and anticipate certain risks to a school district's financial condition.
- GASB Statement No. 103, *Financial Reporting Model Improvements*, will be effective beginning with the fiscal year ending June 30, 2026. The requirements for MD&A will improve the quality of the analysis of changes from the prior year, which will enhance the relevance of that information. They also will provide clarity regarding what information should be presented in MD&A. The requirements for the separate presentation of unusual or infrequent items will provide clarity regarding which items should be reported separately from other inflows and outflows of resources. The definitions of operating revenues and expenses and of nonoperating revenues and expenses will replace accounting policies that vary from school district to school district, thereby improving comparability. The addition of a subtotal for operating income (loss) and noncapital subsidies will improve the relevance of information provided in the proprietary fund statement of revenues, expenses, and changes in fund net position. The requirement for presentation of major component unit information will improve comparability. The requirement that budgetary comparison information be presented as RSI will improve comparability, and the inclusion of the specified variances and the explanations of significant variances will provide more useful information for making decisions and assessing accountability.

C. Basis of Presentation - Financial Statements

The financial statements include both district-wide financial statements (based on the District as a whole) and fund financial statements (based on specific District activities or objectives). Both the district-wide and fund financial statements categorize activities as either governmental activities or business-type activities. While separate district-wide and fund financial statements are presented, they are interrelated. In the district-wide financial statements, the governmental activities column incorporates data from governmental funds while business-type activities incorporate data from the District's enterprise funds. Fiduciary funds are excluded from the district-wide financial statements. Currently the District has no fiduciary funds.

District-Wide Financial Statements

The district-wide financial statements (i.e., the statement of net position and the statement of activities) report information on all of the nonfiduciary activities of the Board of Education. All fiduciary activities are reported only in the fund financial statements. For the most part, the effect of interfund activity has been removed from these statements. Governmental activities, which normally are supported by property taxes and intergovernmental revenues, are reported separately from business-type activities, which rely to a significant extent on fees and charges for support. In the statement of net position, both the governmental and business-type activities columns (a) are presented on a consolidated basis by column, and (b) reflect on a full accrual economic resource basis, which incorporates long-term assets and receivables as well as long-term debt and obligations.

The statement of activities demonstrates the degree to which the direct expenses of a given function or segment are offset by program revenues. Direct expenses are those that are clearly identifiable with a specific function or segment. Program revenues include 1) charges to customers or other governmental entities, including other school districts, who purchase, use, or directly benefit from goods or services provided by a given function or segment and 2) grants and contributions that are restricted to meeting the operational or capital requirements of a particular function or segment. Property taxes, unrestricted state aid and other items not properly included among program revenues are reported instead as general revenues.

As a general rule the effect of interfund activity has been eliminated from the district-wide financial statements. Exceptions to this general rule are charges between the Board's proprietary funds since elimination of these charges would distort the direct costs and program revenues reported for the various functions concerned.

**RIVERDALE BOARD OF EDUCATION
NOTES TO THE FINANCIAL STATEMENTS
FOR THE FISCAL YEAR ENDED JUNE 30, 2024**

NOTE 1 SUMMARY OF SIGNIFICANT ACCOUNTING POLICIES (Continued)

C. Basis of Presentation - Financial Statements (Continued)

Fund Financial Statements

Separate fund financial statements are provided for governmental, proprietary, and fiduciary activities, even though the latter are excluded from the district-wide financial statements. The emphasis of fund financial statements is on major individual governmental and enterprise funds, each reported as separate columns in the fund financial statements. All remaining governmental and enterprise funds are aggregated and reported as nonmajor funds. The District considers all of its governmental and the food service fund to be major funds.

The District reports the following major governmental funds:

The *general fund* is the School District's primary operating fund. It accounts for all financial resources of the District, except those to be accounted for in another fund.

The *special revenue fund* accounts for the proceeds of specific revenue sources legally restricted to expenditures for specified purposes. This fund accounts for federal, state and local financial programs, with the exception of grants for major capital projects and the child nutrition programs, student activity funds derived from athletic events or other activities of pupil organizations.

The *capital projects fund* accounts for the proceeds from the sale of bonds, financing agreements, grants and other revenues used for the acquisition or construction of capital facilities and other capital assets, other than those financed by the proprietary funds.

The District reports the following major proprietary funds which are organized to be self-supporting through user charges:

The *food service fund* accounts for the activities of the school cafeteria, which provides food service to students as well as a la carte and catering services for administrators, teachers and special events.

The District reports the following non-major proprietary funds which are organized to be self-supporting through user charges:

The *technology initiative fund* accounts for the non-refundable deposits charged to repair and replenish the District's Chromebooks which are provided to middle school students.

Activity between funds that are representative of lending/borrowing arrangements outstanding at the end of the fiscal year are referred to as either "due to/from other funds" (i.e., the current portion of interfund loans) or "advances to/from other funds" (i.e., the non-current portion of interfund loans). All other outstanding balances between funds are reported as "due to/from other funds". Any residual balances outstanding between the governmental activities and business-type activities are reported in the district-wide financial statements as "internal balances".

Reclassifications

Certain amounts presented in the prior year data may have been reclassified in order to be consistent with the current year's presentation.

D. Measurement Focus and Basis of Accounting

The accounting and financial reporting treatment is determined by the applicable measurement focus and basis of accounting. Measurement focus indicates the type of resources being measured such as current financial resources or economic resources. The basis of accounting indicates the timing of transactions or events for recognition in the financial statements.

The district-wide financial statements are reported using the economic resources measurement focus and the accrual basis of accounting, as are the proprietary fund and fiduciary fund financial statements. All assets, all liabilities and all deferred outflows/inflows of resources associated with these operations are included on the Statement of Net Position. Revenues are recorded when earned and expenses are recorded at the time liabilities are incurred, regardless of the timing of related cash flows. Property taxes are recognized as revenues in the year for which they are levied. Grants and similar items are recognized as revenue as soon as all eligibility requirements imposed by the provider have been met.

**RIVERDALE BOARD OF EDUCATION
NOTES TO THE FINANCIAL STATEMENTS
FOR THE FISCAL YEAR ENDED JUNE 30, 2024**

NOTE 1 SUMMARY OF SIGNIFICANT ACCOUNTING POLICIES (Continued)

D. Measurement Focus and Basis of Accounting (Continued)

Governmental fund financial statements are reported using the current financial resources measurement focus and the modified accrual basis of accounting. Revenues are recognized when susceptible to accrual (i.e. when they are both measurable and available). Revenues are considered to be available when they are collectible within the current period or soon enough thereafter to pay liabilities of the current period. For this purpose, the Board considers revenues to be available if they are collected within 60 days after year-end. Expenditures are recorded when a liability is incurred, as under accrual basis of accounting, with the exception of debt service expenditures as well as expenditures related to compensated absences and claims and judgments which are recorded only when payment is due. General capital asset acquisitions are reported as expenditures in governmental funds.

Property taxes, tuition, unrestricted state aid, and interest associated with the current fiscal period are all considered to be susceptible to accrual and so have been recognized as revenues of the current fiscal period. Entitlements (formula-type grants and aid) are recorded as revenues when all eligibility requirements are met, including any time requirements, and the amount is received during the period or within the availability period for this revenue source. Expenditure-driven grants and similar awards (reimbursement-type grants and awards) are recognized as revenue when the qualifying expenditures have been incurred and all other eligibility requirements imposed by the grantor or provider have been met, and the amount is received during the period or within the availability period for this revenue source. All other revenue items are considered to be measurable and available only when cash is received by the District.

When both restricted and unrestricted resources are available for use, it is the Board's policy to use restricted resources first, then unrestricted resources as they are needed.

E. Assets, Liabilities, Deferred Outflows/Inflows of Resources, and Net Position/Fund Balance

1. Cash, Cash Equivalents and Investments

Cash and cash equivalents are considered to be cash on hand, demand deposits, and short-term investments with original maturities of three months or less from the date of acquisition.

Investments are reported at fair value and are limited by N.J.S.A. 18A:20-37.

2. Receivables

All receivables are reported at their gross value, and where appropriate, are reduced by the estimated portion that is expected to be uncollectible.

3. Inventories

The cost of inventories of the governmental fund types are recorded as expenditures at the time individual inventory items are purchased.

Food Service Fund inventories, exclusive of the federal commodities, are valued at cost, using the first-in first-out (FIFO) method and consist of food and expendable supplies. The cost of such inventories is recorded as expenses when consumed rather than when purchased. The United States Department of Agriculture (USDA) commodity portion of the Food Service Fund inventory consists of food donated by the USDA. It is valued at estimated market prices by the USDA. The amount of unused commodities inventory at year-end is reported as deferred inflows of resources.

4. Capital Assets

Capital assets, which include property, plant and equipment, are reported in the applicable governmental or business-type activities columns in the district-wide financial statements. Capital assets are defined by the Board as assets with an initial, individual cost of \$2,000 and an estimated useful life in excess of two years. The District was able to estimate the historical cost for the initial reporting of these capital assets through back trending. As the District constructs or acquires additional capital assets each period, they are capitalized and reported at historical cost. Donated capital assets are recorded at acquisition value at the date of donation. The costs of normal maintenance and repairs that do not add to the value of the asset or materially extend its useful life are not capitalized.

Major outlays for capital assets and improvements are capitalized as projects are constructed.

**RIVERDALE BOARD OF EDUCATION
NOTES TO THE FINANCIAL STATEMENTS
FOR THE FISCAL YEAR ENDED JUNE 30, 2024**

NOTE 1 SUMMARY OF SIGNIFICANT ACCOUNTING POLICIES (Continued)

E. Assets, Liabilities, Deferred Outflows/Inflows of Resources, and Net Position/Fund Balance (Continued)

4. *Capital Assets (Continued)*

Land and construction in progress are not depreciated. The other property, plant, and equipment of the District is depreciated using the straight line method over the following estimated useful lives:

<u>Assets</u>	<u>Years</u>
Land Improvements	20
Buildings	20-50
Building Improvements	20
Office Equipment	5
Computer Equipment	5

5. *Deferred Outflows/Inflows of Resources*

In addition to assets, the statement of financial position will sometimes report a separate section for deferred outflows of resources. This separate financial statement element, deferred outflows of resources, represents a consumption of net position that applies to future period and so will not be recognized as an outflow of resources (expense/expenditure) until then. The Board has one item which arises only under the accrual basis of accounting that qualify for reporting in this category. The item that qualifies for reporting in this category is the deferred amounts on net pension liability. Deferred amounts on net pension liability are reported in the district-wide statement of net position and result from: (1) differences between expected and actual experience; (2) changes in assumptions; (3) net difference between projected and actual investment earnings on pension plan investments; (4) changes in proportion and differences between employer contributions and proportionate share of contributions; and (5) contributions made subsequent to the measurement date. These amounts are deferred and amortized over future years.

In addition to liabilities, the statement of financial position will sometimes report a separate section for deferred inflows of resources. This separate financial statement element, deferred inflows of resources, represents an acquisition of net position that applies to future period and so will not be recognized as an inflow of resources (revenue) until that time. The Board has one item, which arises only under the accrual basis of accounting that qualifies for reporting in this category. The one item that qualifies for reporting in this category are the deferred amounts on net pension liability. Deferred amounts on net pension liability are reported in the district-wide statement of net position and result from: (1) differences between expected and actual experience; (2) changes in assumptions; (3) net difference between projected and actual investment earnings on pension plan investments; and (4) changes in proportion and differences between employer contributions and proportionate share of contributions. These amounts are deferred and amortized over future years.

6. *Compensated Absences*

It is the District's policy to permit employees to accumulate (with certain restrictions) earned but unused sick leave benefits. A long-term liability of accumulated sick leave and salary related payments has been recorded in the governmental activities in the district-wide financial statements, representing the Board's commitment to fund such costs from future operations. Proprietary Funds accrue accumulated sick leave and salary related payments in the period that they are earned. A liability is reported in the governmental funds only to the amount actually due at year end as a result of employee resignations and retirements.

**RIVERDALE BOARD OF EDUCATION
NOTES TO THE FINANCIAL STATEMENTS
FOR THE FISCAL YEAR ENDED JUNE 30, 2024**

NOTE 1 SUMMARY OF SIGNIFICANT ACCOUNTING POLICIES (Continued)

E. Assets, Liabilities, Deferred Outflows/Inflows of Resources, and Net Position/Fund Balance (Continued)

7. Pensions

In the district-wide financial statements and proprietary fund types in the fund financial statements, for purposes of measuring the net pension liability, deferred outflows of resources and deferred inflows of resources related to pensions, and pension expense, information about the fiduciary net position of the retirement systems sponsored and administered by the State of New Jersey and additions to/deductions from these retirement systems' fiduciary net position have been determined on the same basis as they are reported by the retirement systems. For this purpose, benefit payments (including refunds of employee contributions) are recognized when due and payable in accordance with the benefit terms. Investments are reported at fair value.

In the governmental fund financial statements, net pension liabilities represent amounts normally expected to be liquidated with expendable available financial resources for required pension contributions that are due and payable at year end. Pension expenditures are recognized based on contractual pension contributions that are required to be made to the pension plan during the fiscal year.

8. Long-Term Obligations

In the district-wide financial statements, and proprietary fund types in the fund financial statements, long-term debt and other long-term obligations are reported as liabilities in the applicable governmental activities, business-type activities, or proprietary fund type statement of net position.

9. Net Position/Fund Balance

District-Wide Statements

In the district-wide statements, there are three classes of net position:

- **Net Investment in Capital Assets** – consists of net capital assets (cost less accumulated depreciation) reduced by outstanding balances of related debt obligations from the acquisition, construction or improvement of those assets. Deferred outflows of resources and deferred inflows of resources attributable to the acquisition, construction or improvement of those assets or related debt also should be included.
- **Restricted Net Position** – reports net position when constraints placed on the residual amount of noncapital assets are either externally imposed by creditors (such as through debt covenants), grantors, contributors, or laws or regulations of other governments, or imposed by law through constitutional provisions or enabling legislation.
- **Unrestricted Net Position** – any portion of net position not already classified as either net investment in capital assets or net position – restricted is classified as net position – unrestricted.

Governmental Fund Statements

Fund balance categories are designed to make the nature and extent of the constraints placed on the District's fund balance more transparent. These categories are comprised of a hierarchy based primarily on the extent to which the District is bound to observe constraints imposed upon the use of the resources reported in governmental funds.

Restricted Fund Balance – Amounts constrained to specific purposes by their providers (such as grantors, bondholders, and higher levels of government), through constitutional provisions, or by enabling legislation.

Excess Surplus – This restriction was created in accordance with NJSA 18A:7F-7 to represent the June 30, 2024 audited excess surplus that is required to be appropriated in the 2025/2026 original budget certified for taxes.

Excess Surplus – Designated for Subsequent Year's Expenditures - This restriction was created in accordance with NJSA 18A:7F-7 to represent the June 30, 2023 audited excess surplus that was appropriated in the 2024/2025 original budget certified for taxes.

Capital Reserve – This restriction was created by the District in accordance with NJAC 6A:23A-14.1 to fund future capital expenditures (See Note 3B).

Capital Reserve - Designated for Subsequent Year's Expenditures – This designation was created to dedicate the portion of capital reserve fund balance appropriated in the 2024/2025 original budget certified for taxes.

**RIVERDALE BOARD OF EDUCATION
NOTES TO THE FINANCIAL STATEMENTS
FOR THE FISCAL YEAR ENDED JUNE 30, 2024**

NOTE 1 SUMMARY OF SIGNIFICANT ACCOUNTING POLICIES (Continued)

E. Assets, Liabilities, Deferred Outflows/Inflows of Resources, and Net Position/Fund Balance (Continued)

9. Net Position/Fund Balance (Continued)

Governmental Fund Statements (Continued)

Restricted Fund Balance (Continued)

Maintenance Reserve – This restriction was created by the Board in accordance with NJAC 6A:23A-14.2 to accumulate funds for the required maintenance of school facilities in accordance with the EFCA (NJSA 18A:7G-9) for a thorough and efficient education. (See Note 3C).

Maintenance Reserve - Designated for Subsequent Year's Expenditures – This designation was created to dedicate the portion of maintenance reserve fund balance appropriated in the 2024/2025 original budget certified for taxes

Tuition Adjustments – This restriction was created in accordance with NJAC 6A:23A-17.1(F)8 to represent foreseeable future tuition adjustments for the 2023/2024 contract year and is required to be liquidated in the second year following the contract year with any remaining balance related to that contract year to be reserved and budgeted for property tax relief in the 2025/2026 original budget certified for taxes.

Tuition Adjustment – Designated for Subsequent Year's Expenditures – This restriction was created in accordance with NJAC 6A:23A-17.1(F)8 to represent foreseeable future tuition adjustments for the 2022/2023 contract year that is appropriated in the 2024/2025 original budget certified for taxes.

Unemployment Compensation Reserve – This restriction was created in accordance with R.S. 43:21-7.3 to reserve funds for unemployment compensation claims reimbursable to the State under the District's election for payment in lieu of contributions (benefit reimbursement method). (See Note 5).

Student Activities – This restriction was created in accordance with NJAC 6A:23A-16.12 to represent the accumulation of funds derived from athletic events and other student organizations reserved for the payment of student group activities.

Capital Projects – Represents fund balance restricted specifically for capital acquisitions and improvements in the Capital Projects Fund.

Committed Fund Balance – Amounts constrained to specific purposes by a government itself, using its highest level of decision-making authority; to be reported as committed, amounts cannot be used for any other purpose unless the government takes the same highest level action to remove or change the constraint.

Year-End Encumbrances – Represents outstanding purchase orders at year end for contracts awarded by formal action of the Board of Trustee's for specific purposes from available resources of the current year for which the goods and materials have not yet been received or the services have not yet been rendered at June 30.

Assigned Fund Balance – Amounts a government intends to use for a specific purpose; intent can be expressed by the governing body or by an official or body to which the governing body delegates the authority.

Year-End Encumbrances – Represent outstanding purchase orders for goods or services approved by management for specific purposes from available resources of the current year for which the goods and materials have not yet been received or the services have not yet been rendered at June 30.

Unassigned Fund Balance – Represents fund balance that has not been restricted, committed or assigned to specific purposes within the governmental funds.

In the general operating fund and other governmental funds (special revenue, capital projects and debt service fund types), it is the District's policy to consider restricted resources to have been spent first when an expenditure is incurred for purposes for which both restricted and unrestricted (i.e., committed, assigned or unassigned) fund balances are available, followed by committed and then assigned fund balances. Unassigned amounts are used only after the other resources have been used.

**RIVERDALE BOARD OF EDUCATION
NOTES TO THE FINANCIAL STATEMENTS
FOR THE FISCAL YEAR ENDED JUNE 30, 2024**

NOTE 1 SUMMARY OF SIGNIFICANT ACCOUNTING POLICIES (Continued)

E. Assets, Liabilities, Deferred Outflows/Inflows of Resources, and Net Position/Fund Balance (Continued)

10. *Fund Balance Policies*

Fund balance of governmental funds is reported in various categories based on the nature of any limitations requiring the use of resources for specific purposes. The Board of Education itself can establish limitations on the use of resources through either a commitment (committed fund balance) or an assignment (assigned fund balance).

The committed fund balance classification includes amounts that can be used only for the specific purposes determined by a formal action of the District's highest level of decision-making authority. The Board of Trustees is the highest level of decision-making authority for the school district that can, by adoption of a resolution or formal Board action prior to the end of the fiscal year, commit fund balance. Once adopted, the limitation imposed by the resolution remains in place until a similar action is taken (the adoption of another resolution) to remove or revise the limitation.

Amounts in the assigned fund balance classification are intended to be used by the Board of Education for specific purposes but do not meet the criteria to be classified as committed. The Board has authorized the School Business Administrator/Board Secretary to assign fund balance. The Board may also assign fund balance as it does when appropriating fund balance to cover a gap between estimated revenue and appropriations in the subsequent year's appropriated budget. Unlike commitments, assignments generally only exist temporarily. In other words, an additional action does not normally have to be taken for the removal of an assignment. Conversely, as discussed above, an additional action is essential to either remove or revise a commitment.

F. Revenues and Expenditures/Expenses

1. *Program Revenues*

Amounts reported as program revenues in the district-wide statement of activities include 1) charges to customers or applicants for goods or services, provided, 2) operating grants and contributions, and 3) capital grants and contributions. Internally dedicated resources are reported as general revenues rather than as program revenues. Likewise, general revenues include all property taxes, unrestricted state aid, investment earnings and miscellaneous revenues.

2. *Property Taxes*

Property taxes are levied pursuant to law and are collected by the municipality and are transferred to the District as requested. Property tax revenues are recognized in the year they are levied and become available. Property taxes collected in advance of the year-end for which they are levied and transferred to the District are reported as deferred inflows of resources. The tax bills are mailed annually in June by the municipal tax collector and are levied and due in four quarterly installments on August 1, November 1, February 1 and May 1 of the fiscal year. When unpaid, taxes or any other municipal lien, or part thereof, on real property, remains in arrears on April 1st in the year following the calendar year levy when the same became in arrears, the tax collector of the municipality shall, subject to the provisions of New Jersey Statute, enforce the lien by placing the property on a tax sale. The municipality may institute annual "in rem" tax foreclosure proceedings to enforce the tax collection or acquisition of title to the property.

3. *Tuition Revenues and Expenditures*

Tuition Revenues - Tuition charges were established by the Board of Education based on estimated costs. The charges are subject to adjustment when the final costs are determined and certified by the State Department of Education.

Tuition Expenditures - Tuition charges for the fiscal years 2022-2023 and 2023-2024 were based on rates established by the receiving district. These rates are subject to change when the actual costs have been certified by the State Department of Education.

4. *On-Behalf Payments*

Revenues and expenditures of the general fund include payments made by the State of New Jersey on-behalf of the District for social security, pension, long-term disability insurance and post-retirement medical benefit contributions for District employees enrolled in the Teacher Pension and Annuity Fund (TPAF) retirement system.

Revenues and expenses of governmental activities and proprietary funds include the State's proportionate share of the on-behalf actuarial determined pension and post-retirement medical benefit amounts attributable to the District for District employees enrolled in the TPAF retirement system.

**RIVERDALE BOARD OF EDUCATION
NOTES TO THE FINANCIAL STATEMENTS
FOR THE FISCAL YEAR ENDED JUNE 30, 2024**

NOTE 1 SUMMARY OF SIGNIFICANT ACCOUNTING POLICIES (Continued)

F. Revenues and Expenditures/Expenses (Continued)

5. *Proprietary Funds, Operating and Nonoperating Revenues and Expenses*

Proprietary funds distinguish operating revenues and expenses from nonoperating items. Operating revenues and expenses generally result from providing services and producing and delivering goods in connection with a proprietary fund's principal ongoing operations. The principal operating revenues of the food service enterprise fund and of the technology initiative enterprise fund are charges to customers for sales and services. Operating expenses for enterprise funds include the cost of sales and services, administrative expenses, and depreciation on capital assets. All revenues and expenses not meeting this definition are reported as nonoperating revenues and expenses. Federal and State subsidies for the food service operation are considered nonoperating revenues.

NOTE 2 RECONCILIATION OF DISTRICT-WIDE AND FUND FINANCIAL STATEMENTS

A. Explanation of certain differences between the governmental fund balance sheet and the district-wide statement of net position

The governmental fund balance sheet includes a reconciliation between fund balance – total governmental funds and net position— governmental activities as reported in the district-wide statement of net position. One element of that reconciliation explains that “deferred outflows and inflows related to net position liability are amortized over future years and therefore are not reported in the funds”. The details of this \$(5,702) difference are as follows:

Deferred Outflows on Net Pension Liability	\$ 119,645
Deferred Inflows on Net Pension Liability	<u>(125,347)</u>
Net Adjustment to reduce Fund Balance - Total Governmental Funds to Arrive at Net Position - Governmental Activities	<u>\$ (5,702)</u>

Another element of that reconciliation explains that “long-term liabilities, including and net pension liability and compensated absences are not due and payable in the current period and therefore are not reported in the funds.” The details of this \$(19,729,836) difference are as follows:

Bonds Payable	\$ (18,921,000)
Net Pension Liability	(717,311)
Compensated Absences	<u>(91,525)</u>
Net Adjustment to decrease Fund Balance - Total Governmental Funds to Arrive at Net Position - Governmental Activities	<u>\$ (19,729,836)</u>

NOTE 3 STEWARDSHIP, COMPLIANCE AND ACCOUNTABILITY

A. Budgetary Information

In accordance with the requirements of the New Jersey Department of Education (“the Department”), the District annually prepares its operating budget for the forthcoming year. The budget, except for the general fund and special revenue fund, which is more fully explained below and in the notes to the required supplementary information, is prepared in accordance with accounting principles generally accepted in the United States of America and serves as a formal plan for expenditures and the proposed means for financing them.

**RIVERDALE BOARD OF EDUCATION
NOTES TO THE FINANCIAL STATEMENTS
FOR THE FISCAL YEAR ENDED JUNE 30, 2024**

NOTE 3 STEWARDSHIP, COMPLIANCE AND ACCOUNTABILITY (Continued)

A. Budgetary Information (Continued)

The District must prepare its budget in compliance with applicable laws limiting the amount by which the general fund property tax levy can increase in the annual school budget. The 2010 Tax Levy CAP Law is calculated using the formulas and provisions of NJSA 18A:7F-38. The law was originally adopted in 2007 and was most recently amended in 2018. The core of the tax-levy cap calculation is a 2% increase to the previous budget year's general fund tax levy with exceptions only for enrollment increases, increases for certain pension contributions in excess of 2%, certain healthcare increases, and amounts approved by a simple majority of voters at a special election. Additionally, school districts can bank the unused tax levy for use in any of the next three (3) succeeding budget years if they were not granted approval to exceed the tax levy cap by the voters. The restrictions are solely on the tax levy for the general fund.

The annual budget is adopted in the spring of the preceding year for the general and special revenue funds. The District is not required to adopt an annual budget for the capital projects fund. The budget is submitted to the county superintendent for review and approval prior to adoption. Prior to the 2012/2013 budget year, the annual budget was required to be voted upon at the annual school election held on the third Tuesday in April. On January 17, 2012, Chapter 202 of the Laws of P.L. 2011 was approved which established procedures for moving the date of a school district's annual school election from April to the general election in November. Under the new law, districts that have their school board members elected in November no longer have to submit their budgets that meet levy cap requirements for voter approval. Only a school board decision to exceed the tax levy cap would require voter approval for the additional amount on the November ballot. On January 18, 2017, the Board adopted a resolution to move its annual election to the date of the general elections in accordance with the law; therefore voter approval of the annual budget is not required.

Budget adoptions and amendments are recorded in the District's board minutes. The budget is amended by the Board of Trustees as needed throughout the year. The budget for revenues, other resources, other uses, and fund balances is prepared by fund source and amount. The budget for expenditures is prepared by fund, program, function, object and amount. The legal level of budgetary control is established at the line item account within each fund. Line item accounts are defined as the lowest (most specific) level of detail as established pursuant to the minimum chart of accounts referenced in N.J.A.C. 6:20-2A.2(m)1. The Board approved several budget transfers during 2023/2024. Also, during 2023/2024 the Board increased the original budget of the general fund by \$387,316 and the special revenue fund by \$277,708. The increases were funded by the additional appropriation of unassigned fund balance, grant awards, student activity revenues, the reappropriation of prior year general fund encumbrances.

Formal budgetary integration into the accounting system is employed as a management control device during the year. For governmental funds there are no substantial differences between the budgetary basis of accounting and accounting principles generally accepted in the United States of America, with the exception of the legally mandated revenue recognition of certain state aid payments for budgetary purposes only and the treatment of encumbrances in the special revenue fund as described in the Notes to Required Supplementary Information (RSI). Encumbrance accounting is also employed as an extension of formal budgetary integration in the governmental fund types. Unencumbered appropriations lapse at fiscal year end.

Encumbrance accounting is employed in the governmental funds. Under encumbrance accounting, purchase orders, contracts and other commitments for the expenditure of resources are recorded to reserve a portion of the applicable appropriation. Open encumbrances in governmental funds other than the special revenue fund are reported as committed and/or assigned fund balances at fiscal year end as they do not constitute expenditures or liabilities but rather commitments related to unperformed contracts for goods and services which are reappropriated and honored during the subsequent fiscal year.

**RIVERDALE BOARD OF EDUCATION
NOTES TO THE FINANCIAL STATEMENTS
FOR THE FISCAL YEAR ENDED JUNE 30, 2024**

NOTE 3 STEWARDSHIP, COMPLIANCE AND ACCOUNTABILITY (Continued)

B. Capital Reserve

A capital reserve account was established by the District. The accumulation of funds will be used for capital outlay expenditures in subsequent fiscal years. The capital reserve is maintained in the general fund and its activity is included in the general fund annual budget.

Funds placed in the capital reserve are restricted to capital projects in the District's approved Long Range Facilities Plan (LRFP). Upon submission of the LRFP to the Department, a district may increase the balance in the capital reserve by appropriating funds in the annual general fund budget certified for taxes or by transfer by board resolution at year end of any unanticipated revenue or unexpended line-item appropriation amounts or both. A district may also appropriate additional amounts when the express approval of the voters has been obtained either by a separate proposal at budget time or by a special question at one of the four special elections authorized pursuant to N.J.S.A. 19:60-2. Pursuant to N.J.A.C. 6:23A-14.1(g), the balance in the reserve cannot at any time exceed the local support costs of uncompleted capital projects in its approved LRFP.

The activity of the capital reserve for the fiscal year ended June 30, 2024 is as follows:

Balance, July 1, 2023		\$ 2,614,628
Increased by		
Interest Earnings	\$ 82,516	
Deposits Approved by Board Resolution	1,000,000	
Return of Unencumbered Budget Withdrawals	<u>1,323,962</u>	
Total Increases		<u>2,406,478</u>
Decreased by:		
Withdrawals Approved in District Budget	<u>1,410,000</u>	
Total Decreases		<u>1,410,000</u>
Balance, June 30, 2024		<u>\$ 3,611,106</u>

The June 30, 2024 LRFP balance of the total costs of uncompleted capital projects is estimated by management to be \$11,571,405. \$280,000 of the capital reserve balance at June 30, 2024 was designated and appropriated for use in the 2024/2025 original budget certified for taxes.

C. Maintenance Reserve

A maintenance reserve account was established by the District. The accumulation of funds will be used for required maintenance of school facilities expenditures in subsequent fiscal years. The maintenance reserve is maintained in the General Fund and its activity is included in the General Fund annual budget.

Funds placed in the maintenance reserve are restricted to required maintenance activities for a school facility as reported in the comprehensive maintenance plan. A District may appropriate funds into the maintenance reserve in the annual General Fund budget certified for taxes or by transfer by board resolution at year end of any unanticipated revenue or unexpended line item appropriation amounts or both. Pursuant to N.J.A.C. 6A:23A-14.2(g), the balance in the reserve cannot at any time exceed four percent of the replacement cost of the school district's school facilities for the current year.

**RIVERDALE BOARD OF EDUCATION
NOTES TO THE FINANCIAL STATEMENTS
FOR THE FISCAL YEAR ENDED JUNE 30, 2024**

NOTE 3 STEWARDSHIP, COMPLIANCE AND ACCOUNTABILITY (Continued)

C. Maintenance Reserve (Continued)

The activity of the maintenance reserve for the fiscal year ended June 30, 2024 is as follows:

Balance, July 1, 2023		\$ 418,761
Increased by		
Interest Earnings	\$ 14,301	
Deposits Approved by Board Resolution	<u>195,699</u>	
Total Increases		<u>210,000</u>
Decreased by:		
Withdrawals Approved in District Budget	<u>210,000</u>	
Total Decreases		<u>210,000</u>
Balance, June 30, 2024		<u>\$ 418,761</u>

The June 30, 2024 comprehensive maintenance plan indicated a maximum maintenance reserve amount of \$418,761. The withdrawals from the maintenance reserve were for use in required maintenance activities for school facilities. \$100,000 of the maintenance reserve balance at June 30, 2024 was designated and appropriated for use in the 2024/2025 original budget certified for taxes.

E. Calculation of Excess Surplus

In accordance with N.J.S.A. 18A:7F-7, as amended, the restricted fund balance for Excess Surplus is a required calculation pursuant to the New Jersey Comprehensive Educational Improvement and Financing Act of 1996 (CEIFA). New Jersey school districts are required to restrict General Fund fund balance in excess of 2% of budget expenditures at the fiscal year end of June 30 if they did not appropriate a required minimum amount as budgeted fund balance in their subsequent year's budget. The excess fund balance at June 30, 2024 is \$1,865,414. Of this amount, \$531,170 was designated and appropriated in the 2024/2025 original budget certified for taxes and the remaining amount of \$1,334,244 will be appropriated in the 2025/2026 original budget certified for taxes.

NOTE 4 DETAILED NOTES ON ALL FUNDS

A. Cash Deposits and Investments

Cash Deposits

The Board's deposits are insured through either the Federal Deposit Insurance Corporation (FDIC), National Credit Union Share Insurance Fund (NCUSIF), Securities Investor Protection Corporation (SIPC) or New Jersey's Governmental Unit Deposit Protection Act (GUDPA). The Board is required to deposit their funds in a depository which is protecting such funds pursuant to GUDPA. The New Jersey Governmental Unit Deposit Protection Act requires all banks doing business in the State of New Jersey to pledge collateral equal to at least 5% of the average amount of its public deposits and 100% of the average amount of its public funds in excess of the lesser of 75% of its capital funds or \$200 million for deposits in excess of the FDIC and NCUSIF insured amounts. GUDPA does not protect intermingled trust funds, withholdings from an employee's salary or funds which may pass to the local government upon the happening of a future condition.

**RIVERDALE BOARD OF EDUCATION
NOTES TO THE FINANCIAL STATEMENTS
FOR THE FISCAL YEAR ENDED JUNE 30, 2024**

NOTE 4 DETAILED NOTES ON ALL FUNDS (Continued)

A. Cash Deposits and Investments (Continued)

Cash Deposits (Continued)

Bank balances are insured up to \$250,000 in the aggregate by the FDIC for each bank. NCUSIF insures credit union accounts up to \$250,000 in the aggregate for each financial institution. SIPC replaces cash claims up to a maximum of \$250,000 for each failed brokerage firm. At June 30, 2024, the book value of the Board's deposits was \$24,844,424 and bank and brokerage firm balances of the Board's deposits amounted to \$25,737,724. The Board's deposits which are displayed on the various fund balance sheets as "cash and cash equivalents" are categorized as:

Depository Account

Insured	\$ 25,716,946
Uninsured and Collateralized	<u>20,778</u>
	<u>\$ 25,737,724</u>

Custodial Credit Risk – Deposits – Custodial credit risk is the risk that in the event of a bank failure, the government's deposits may not be returned to it. The Board does not have a policy for custodial credit risk. As of June 30, 2024 the Board's bank balance of \$20,778 was exposed to custodial credit risk as follows:

Depository Account

Uninsured and Collateralized:

Collateral held by pledging financial institution's trust department but not in the Board's name	\$ <u>20,778</u>
	<u>\$ 20,778</u>

Investments

The Board is permitted to invest public funds in accordance with the types of securities authorized by N.J.S.A. 18A:20-37. Examples of the allowable investments are bonds or other obligations of the United States or obligations guaranteed by the United States of America; Government Money Market Mutual Funds; any obligation that a federal agency or a federal instrumentality has issued in accordance with an act of Congress, which security has a maturity date not greater than 397 days from the date of purchase, provided that such obligations bear a fixed rate of interest not dependent on any index or other external factor; bonds or other obligations of the school district or bonds or other obligations of the local unit or units within which the school district is located; Bonds or other obligations, having a maturity date of not more than 397 days from the date of purchase, issued by New Jersey school districts, municipalities, counties, and entities subject to the "Local Authorities Fiscal Control Law," (C.40A:5A-1 et seq.); Other bonds or obligations having a maturity date not more than 397 days from the date of purchase may be approved by the Division of Investment in the Department of the Treasury for investment by school districts; Local Government investment pools; deposits with the State of New Jersey Cash Management Fund established pursuant to section 1 of P.L. 1977, c.281 (C.52:18A-90.4); and agreements for the repurchase of fully collateralized securities, if transacted in accordance with the above statute.

**RIVERDALE BOARD OF EDUCATION
NOTES TO THE FINANCIAL STATEMENTS
FOR THE FISCAL YEAR ENDED JUNE 30, 2024**

NOTE 4 DETAILED NOTES ON ALL FUNDS (Continued)

A. Cash Deposits and Investments (Continued)

Investments (Continued)

As of June 30, 2024, the Board had no outstanding investments.

Custodial Credit Risk – Investments – For an investment, this is the risk, that in the event of the failure of the counterparty, the Board will not be able to recover the value of its investments or collateral securities that are held by an outside party. The Board does not have a policy for custodial credit risk.

Interest Rate Risk – Interest rate risk is the risk that changes in the market interest rate will adversely affect the fair value of an investment. The Board does not have a formal investment policy that limits investment maturities as a means of managing its exposure to fair value losses arising from increasing interest rates.

Credit Risk – Generally, credit risk is the risk that an issuer of an investment will not fulfill its obligation to the holder of the investment. State law limits investments as noted above (N.J.S.A. 18A:20-37). The District does not have an investment policy that would further limit its investment choices.

Concentration of Credit Risk – The concentration of credit risk is the risk of loss that may be caused by the Board's investment in a single issuer. The Board places no limit in the amount the District may invest in any one issuer.

B. Receivables

Receivables as of June 30, 2024 for the district's individual major funds, including the applicable allowances for uncollectible accounts, are as follows:

	<u>General</u>	<u>Special Revenue</u>	<u>Food Service</u>	<u>Total</u>
Receivables:				
Intergovernmental-				-
Federal		\$ 249,832	\$ 5,735	\$ 255,567
State	\$ 20,444		276	20,720
Other	2,260	-	660	2,920
Gross Receivables	22,704	249,832	6,671	279,207
Less: Allowance for				-
Uncollectibles	-	-	-	-
Net Total Receivables	\$ 22,704	\$ 249,832	\$ 6,671	\$ 279,207

C. Unearned Revenue

Governmental funds report unearned revenue in connection with resources that have been received, but not yet earned. At the end of the current fiscal year, the various components of unearned revenue reported in the governmental funds were as follows:

General Fund	
Prepaid Tuition/Fees	\$ 11,040
Special Revenue Fund	
Unencumbered Grant Draw Downs	18,552
Grant Draw Downs for Year-End Encumbrances	4,250
Total Unearned Revenue for Governmental Funds	\$ 33,842

**RIVERDALE BOARD OF EDUCATION
NOTES TO THE FINANCIAL STATEMENTS
FOR THE FISCAL YEAR ENDED JUNE 30, 2024**

NOTE 4 DETAILED NOTES ON ALL FUNDS (Continued)

D. Capital Assets

Capital asset activity for the fiscal year ended June 30, 2024 was as follows:

	Balance, July 1, 2023	Increases	Decreases	Balance, June 30, 2024
Governmental Activities:				
Capital Assets, Not Being Depreciated:				
Land	\$ 11,800			\$ 11,800
Construction in Progress	611,551	\$ 1,084,053	\$ (522,890)	1,172,714
Total Capital Assets, Not Being Depreciated	623,351	1,084,053	(522,890)	1,184,514
Capital Assets, Being Depreciated:				
Buildings and Improvements	7,662,871	727,127		8,389,998
Machinery and Equipment	496,130	7,880	-	504,010
Total Capital Assets Being Depreciated	8,159,001	735,007	-	8,894,008
Less Accumulated Depreciation for:				
Buildings and Improvements	(4,018,646)	(200,828)		(4,219,474)
Machinery and Equipment	(318,995)	(94,183)	-	(413,178)
Total Accumulated Depreciation	(4,337,641)	(295,011)	-	(4,632,652)
Total Capital Assets, Being Depreciated, Net	3,821,360	439,996	-	4,261,356
Governmental Activities Capital Assets, Net	\$ 4,444,711	\$ 1,524,049	\$ (522,890)	\$ 5,445,870
	Balance, July 1, 2023	Increases	Decreases	Balance, June 30, 2024
Business-Type Activities:				
Capital Assets, Being Depreciated:				
Machinery and Equipment	\$ 79,900	-	-	\$ 79,900
Total Capital Assets Being Depreciated	79,900	-	-	79,900
Less Accumulated Depreciation for:				
Machinery and Equipment	(43,165)	\$ (6,134)	-	(49,299)
Total Accumulated Depreciation	(43,165)	(6,134)	-	(49,299)
Total Capital Assets, Being Depreciated, Net	36,735	(6,134)	-	30,601
Business-Type Activities Capital Assets, Net	\$ 36,735	\$ (6,134)	\$ -	\$ 30,601

**RIVERDALE BOARD OF EDUCATION
NOTES TO THE FINANCIAL STATEMENTS
FOR THE FISCAL YEAR ENDED JUNE 30, 2024**

NOTE 4 DETAILED NOTES ON ALL FUNDS (Continued)

D. Capital Assets (Continued)

Depreciation expense was charged to functions/programs of the District as follows:

Governmental Activities:

Instruction

Regular	\$ 29,144
---------	-----------

Total Instruction	<u>29,144</u>
-------------------	---------------

Support Services

Student and Instruction Related Services	9,731
------------------------------------------	-------

General Administrative Services	4,049
---------------------------------	-------

School Administrative Services	9,870
--------------------------------	-------

Plant Operations and Maintenance	<u>242,217</u>
----------------------------------	----------------

Total Support Services	<u>265,867</u>
------------------------	----------------

Total Governmental Funds	<u>295,011</u>
--------------------------	----------------

Total Depreciation Expense - Governmental Activities	<u>\$ 295,011</u>
------------------------------------------------------	-------------------

Business-Type Activities:

Food Service Fund	<u>\$ 6,134</u>
-------------------	-----------------

Total Depreciation Expense-Business-Type Activities	<u>\$ 6,134</u>
-----------------------------------------------------	-----------------

**RIVERDALE BOARD OF EDUCATION
NOTES TO THE FINANCIAL STATEMENTS
FOR THE FISCAL YEAR ENDED JUNE 30, 2024**

NOTE 4 DETAILED NOTES ON ALL FUNDS (Continued)

E. Interfund Receivables, Payables, and Transfers

The composition of interfund balances as of June 30, 2024, is as follows:

Due To/From Other Funds

<u>Receivable Fund</u>	<u>Payable Fund</u>	<u>Amount</u>
General Fund	Special Revenue	\$ 499,352
General Fund	Capital Projects	722,800
Total		<u>\$ 1,222,152</u>

The above balances are the result of revenues earned or other financing sources received in one fund which are due to another fund and to cover cash balances which were in an overdraft position.

The District expects all interfund balances to be liquidated within one year.

Interfund Transfers

	<u>Transfer In:</u>		
	<u>Food Service</u>	<u>General Fund</u>	<u>Total</u>
Transfer Out:			
General Fund	\$ 8,793		\$ 8,793
Capital Projects	-	\$ 699,767	699,767
Total Transfers	<u>\$ 8,793</u>	<u>\$ 699,767</u>	<u>\$ 708,560</u>

The above transfers are the result of revenues earned in one fund to finance expenditures in another fund.

F. Long-Term Debt

General Obligation Bonds

The Board issued general obligation bonds to provide funds for the acquisition and construction of major capital facilities and other capital assets or other purposes permitted by statute. The full faith and credit of the Board are irrevocably pledged for the payment of the principal of the bonds and the interest thereon.

Bonds payable at June 30, 2024 are comprised of the following issues:

\$18,921,000, 2023 Referendum Bonds, due in annual
installments of \$501,000 to \$1,000,000
through July 15, 2048, interest at 3.50% to 4.00% \$18,921,000

**RIVERDALE BOARD OF EDUCATION
NOTES TO THE FINANCIAL STATEMENTS
FOR THE FISCAL YEAR ENDED JUNE 30, 2024**

NOTE 4 DETAILED NOTES ON ALL FUNDS (Continued)

F. Long-Term Debt (Continued)

General Obligation Bonds (Continued)

The Board's schedule of principal and interest for long-term debt issued and outstanding is as follows:

Governmental Activities:

Fiscal Year Ending June 30,	<u>Serial Bonds</u>		<u>Total</u>
	<u>Principal</u>	<u>Interest</u>	
2025		\$ 1,060,366	\$ 1,060,366
2026	\$ 501,000	702,092	1,203,092
2027	520,000	684,225	1,204,225
2028	540,000	665,675	1,205,675
2029	565,000	646,338	1,211,338
2030-2034	3,180,000	2,913,100	6,093,100
2035-2039	3,890,000	2,296,400	6,186,400
2040-2044	4,725,000	1,485,700	6,210,700
2045-2049	<u>5,000,000</u>	<u>500,000</u>	<u>5,500,000</u>
Total	<u>\$ 18,921,000</u>	<u>\$ 10,953,896</u>	<u>\$ 29,874,896</u>

Statutory Borrowing Power

The Board's remaining borrowing power under N.J.S. 18A:24-19, as amended, at June 30, 2024 was as follows:

3.0% of Equalized Valuation Basis (Municipal)	\$ 30,507,025
Less: Net Debt Issued and Authorized But Not Issued	<u>18,921,000</u>
Remaining Borrowing Power	<u>\$ 11,586,025</u>

**RIVERDALE BOARD OF EDUCATION
NOTES TO THE FINANCIAL STATEMENTS
FOR THE FISCAL YEAR ENDED JUNE 30, 2024**

NOTE 4 DETAILED NOTES ON ALL FUNDS (Continued)

G. Other Long-Term Liabilities

Changes in Long-Term Liabilities

Long-term liability activity for the fiscal year ended June 30, 2024, was as follows:

	Balance, <u>July 1, 2023</u>	<u>Additions</u>	<u>Reductions</u>	Balance, <u>June 30, 2024</u>	Due Within <u>One Year</u>
Governmental Activities:					
Bonds Payable		\$ 18,921,000		\$ 18,921,000	
Compensated Absences	\$ 89,516	2,009		91,525	
Net Pension Liability	632,581	84,730	-	717,311	-
Governmental Activity Long-Term Liabilities	<u>\$ 722,097</u>	<u>\$ 19,007,739</u>	<u>\$ -</u>	<u>\$ 38,650,836</u>	<u>\$ -</u>

For the governmental activities, the liabilities for compensated absences and net pension liability are generally liquidated by the general fund.

NOTE 5 OTHER INFORMATION

A. Risk Management

The District is exposed to various risks of loss related to property, general liability, automobile coverage, theft of, damage to and destruction of assets; errors and omissions; injuries to employees; student accident; termination of employees and natural disasters. The Board has obtained insurance coverage to guard against these events to minimize the exposure to the District should they occur. A complete schedule of insurance coverage can be found in the statistical section of this Annual Comprehensive Financial Report.

The District is a member of the Pooled Insurance Program of New Jersey (PIP NJ or Program). The Program is a risk sharing public entity pool, established for the purpose of insuring against worker's compensation claims.

The relationship between the Board and the insurance program is governed by a contract and by-laws that have been adopted by resolution of each unit's governing body. The Board is contractually obligated to make all annual and supplementary contributions to the program, to report claims on a timely basis, cooperate with the management of the program, its claims administrator and attorneys in claims investigation and settlement, and to follow risk management procedures as outlined by the program. Members have a contractual obligation to fund any deficit of the funds attributable to a membership year during which they were a member.

PIP NJ provides its members with risk management services, including the defense of and settlement of claims and to establish reasonable and necessary loss reduction and prevention procedures to be followed by the members. Complete financial statements of the respective insurance funds are on file with the School's Business Administrator.

There has been no significant reduction in insurance coverage from the previous year nor have there been any settlements in excess of insurance coverage's in any of the prior three years.

**RIVERDALE BOARD OF EDUCATION
NOTES TO THE FINANCIAL STATEMENTS
FOR THE FISCAL YEAR ENDED JUNE 30, 2024**

NOTE 5 OTHER INFORMATION (Continued)

A. Risk Management (Continued)

The District has elected to fund its New Jersey Unemployment Compensation Insurance under the "Benefit Reimbursement Method". Under this plan the District is required to reimburse the New Jersey Unemployment Trust Fund for benefits paid to its former employees and charged to its account with the State. The District is billed quarterly for amounts due to the State. The following is a summary of District contributions, employee contributions, interest earnings, reimbursements to the State for benefits paid and the ending balance of the District's restricted fund balance for unemployment compensation claims in the General Fund for the current and previous two years:

<u>Fiscal Year Ended June 30,</u>	<u>Employee Contributions</u>	<u>Interest Earnings</u>	<u>Amount Reimbursed</u>	<u>Ending Balance</u>
2024	\$ 7,596	\$ 1,893	\$ 12,995	\$ 19,399
2023	7,403	78	5,802	22,101
2022	7,041	71	15,855	22,023

B. Contingent Liabilities

The District is a party defendant in some lawsuits, none of a kind unusual for a school district of its size and scope of operation. In the opinion of the Board's Attorney the potential claims against the District not covered by insurance policies would not materially affect the financial condition of the District.

Federal and State Awards – The Board participates in a number of federal and state programs that are fully or partially funded by grants received from other governmental units. Expenditures financed by grants are subject to audit by the appropriate grantor government. If expenditures are disallowed due to noncompliance with grant program regulations, the Board may be required to reimburse the grantor government. As of June 30, 2024, significant amounts of grant expenditures have not been audited by the various grantor agencies but the Board believes that disallowed expenditures, if any, based on subsequent audits will not have a material effect on any of the individual governmental funds or the overall financial position of the District.

C. Employee Retirement Systems and Pension Plans

Plan Descriptions and Benefits Provided

The State of New Jersey sponsors and administers the following contributory defined benefit public employee retirement systems (retirement systems) covering substantially all Board employees who are eligible for pension coverage:

Public Employees' Retirement System (PERS) – Established in January 1955, under the provisions of N.J.S.A. 43:15A to provide coverage, to substantially all full time employees of the State or any county, municipality, school district, or public agency provided the employee is not a member of another State-administered retirement system. Membership is mandatory for such employees. PERS is a cost sharing multiple employer defined benefit pension plan. For additional information about PERS, please refer to the State Division of Pension and Benefits (Division's) Annual Comprehensive Financial Report (ACFR) which can be found at www.state.nj.us/treasury/pensions.

The vesting and benefit provisions are set by N.J.S.A. 43:15A. PERS provides retirement, death, and disability benefits. All benefits vest after ten years of service, except for medical benefits, which vest after 25 years of service or under the disability provisions of PERS.

**RIVERDALE BOARD OF EDUCATION
NOTES TO THE FINANCIAL STATEMENTS
FOR THE FISCAL YEAR ENDED JUNE 30, 2024**

NOTE 5 OTHER INFORMATION (Continued)

C. Employee Retirement Systems and Pension Plans (Continued)

Public Employees' Retirement System (PERS) (Continued)

The following represents the membership tiers for PERS:

Tier	Definition
1	Members who were enrolled prior to July 1, 2007
2	Members who were eligible to enroll on or after July 1, 2007 and prior to November 2, 2008
3	Members who were eligible to enroll on or after November 2, 2008 and prior to May 22, 2010
4	Members who were eligible to enroll on or after May 22, 2010 and prior to June 28, 2011
5	Members who were eligible to enroll on or after June 28, 2011

Service retirement benefits of 1/55th of final average salary for each year of service credit is available to tier 1 and 2 members upon reaching age 60 and to tier 3 members upon reaching age 62. Service retirement benefits of 1/60th of final average salary for each year of service credit is available to tier 4 members upon reaching age 62 and tier 5 members upon reaching age 65. Early retirement benefits are available to tier 1 and 2 members before reaching age 60, tier 3 and 4 members with 25 or more years of service credit before age 62, and tier 5 members with 30 or more years of service credit before age 65. Benefits are reduced by a fraction of a percent for each month that a member retires prior to the age at which a member can receive full early retirement benefits in accordance with their respective tier. Tier 1 members can receive an unreduced benefit from age 55 to age 60 if they have at least 25 years of service. Deferred retirement is available to members who have at least ten years of service credit and have not reached the service retirement age for the respective tier.

Teachers' Pension and Annuity Fund (TPAF) – Established in January 1955, under the provisions of N.J.S.A. 18A:66 to provide coverage to substantially all full time certified teachers or professional staff of the public school systems in the State. Membership is mandatory for such employees. TPAF is a cost sharing multiple- employer defined benefit pension plan with a special funding situation, by which the State is responsible to fund 100% of local employer contributions, excluding any local employer early retirement incentive (ERI) contributions. For additional information about TPAF, please refer to the State Division of Pension and Benefits (Division's) Annual Comprehensive Financial Report (ACFR) which can be found at www.state.nj.us/treasury/pensions.

The vesting and benefit provisions are set by N.J.S.A. 18A:66. TPAF provides retirement, death, and disability benefits. All benefits vest after ten years of service, except for medical benefits, which vest after 25 years of service or under the disability provisions of TPAF. Members are always fully vested for their own contributions and, after three years of service credit, become vested for 2% of related interest earned on the contributions. In the case of death before retirement, members' beneficiaries are entitled to full interest credited to the members' accounts.

The following represent the membership tiers for TPAF:

Tier	Definition
1	Members who were enrolled prior to July 1, 2007
2	Members who were eligible to enroll on or after July 1, 2007 and prior to November 2, 2008
3	Members who were eligible to enroll on or after November 2, 2008 and prior to May 22, 2010
4	Members who were eligible to enroll on or after May 22, 2010 and prior to June 28, 2011
5	Members who were eligible to enroll on or after June 28, 2011

**RIVERDALE BOARD OF EDUCATION
NOTES TO THE FINANCIAL STATEMENTS
FOR THE FISCAL YEAR ENDED JUNE 30, 2024**

NOTE 5 OTHER INFORMATION (Continued)

C. Employee Retirement Systems and Pension Plans (Continued)

Teachers' Pension and Annuity Fund (TPAF) (Continued)

Service retirement benefits of 1/55th of final average salary for each year of service credit is available to tier 1 and 2 members upon reaching age 60 and to tier 3 members upon reaching age 62. Service retirement benefits of 1/60th of final average salary for each year of service credit is available to tier 4 members upon reaching age 62 and tier 5 members upon reaching age 65. Early retirement benefits are available to tier 1 and 2 members before reaching age 60, tier 3 and 4 members with 25 or more years of service credit before age 62, and tier 5 members with 30 or more years of service credit before age 65. Benefits are reduced by a fraction of a percent for each month that a member retires prior to the retirement age for their respective tier. Deferred retirement is available to members who have at least ten years of service credit and have not reached the service retirement age for the respective tier.

The State of New Jersey sponsors and administers the following defined contribution public employee retirement program covering certain state and local government employees which include those Board employees who are eligible for pension coverage.

Defined Contribution Retirement Program (DCRP) – established under the provisions of Chapter 92, P.L. 2007 and Chapter 103, P.L. 2008 to provide coverage to elected and certain appointed officials, effective July 1, 2007 and employees enrolled in PERS or TPAF on or after July 1, 2007 who earn in excess of established annual maximum compensation limits (equivalent to annual maximum wage for social security deductions). This provision was extended by Chapter 1, P.L. 2010, effective May 21, 2010, to new employees (Tier 2) of the PFRS and new employees who would otherwise be eligible to participate in PERS or TPAF on or after November 2, 2008 and do not earn the minimum salary required for tier 3 enrollment or do not work the minimum required hours for tier 4 and tier 5 enrollments but earn a base salary of at least \$5,000 are eligible for participation in the DCRP. Membership is mandatory for such individuals with vesting occurring after one (1) year of membership. DCRP is a defined contribution pension plan.

Other Pension Funds

The State established and administers a Supplemental Annuity Collective Trust Fund (SACT) which is available to active members of the State-administered retirement systems to purchase annuities to supplement the guaranteed benefits provided by their retirement system. The state or local government employers do not appropriate funds to SACT.

The cost of living increase for PERS and TPAF, are funded directly by each of the respective systems but are currently suspended as a result of reform legislation.

According to state law, all obligations of each retirement system will be assumed by the State of New Jersey should any retirement system be terminated.

The State of New Jersey, Department of the Treasury, Division of Pensions and Benefits ("Division"), issues publicly available financial reports that include the financial statements and required supplementary information of each of the above systems. The financial reports may be accessed via the New Jersey, Division of Pensions and Benefits, website at www.state.nj.us/treasury/pensions.

**RIVERDALE BOARD OF EDUCATION
NOTES TO THE FINANCIAL STATEMENTS
FOR THE FISCAL YEAR ENDED JUNE 30, 2024**

NOTE 5 OTHER INFORMATION (Continued)

C. Employee Retirement Systems and Pension Plans (Continued)

Plan Amendments

The authority to amend the provisions of the above plans rests with legislation passed by the State of New Jersey. Pension reforms enacted pursuant to Chapter 78, P.L. 2011 included provisions creating special Pension Plan Design Committees for TPAF and PERS, once a Target Funded Ratio (TFR) is met. The Pension Plan Design Committees will have the discretionary authority to modify certain plan design features, including member contribution rate; formula for calculation of final compensation of final salary; fraction used to calculate a retirement allowance; age at which a member may be eligible and the benefits for service or early retirement; and benefits provided for disability retirement. The committees will also have the authority to reactivate the cost of living adjustment (COLA) on pensions. However, modifications can only be made to the extent that the resulting impact does not cause the funded ratio to drop below the TFR in any one year of a 30-year projection period.

Measurement Focus and Basis of Accounting

The financial statements of the retirement systems are prepared in accordance with U.S. generally accepted accounting principles as applicable to governmental organizations. In doing so, the Division adheres to reporting requirements established by the Governmental Accounting Standards Board (GASB).

The accrual basis of accounting is used for measuring financial position and changes in net position of the pension trust funds. Under this method, contributions are recorded in the accounting period in which they are legally due from the employer or plan member, and deductions are recorded at the time the liabilities are due and payable in accordance with the terms of each plan. The accounts of the Division are organized and operated on the basis of funds. All funds are accounted for using an economic resources measurement focus.

Investment Valuation

The Division of Investment, Department of the Treasury, State of New Jersey (Division of Investment) manages and invests certain assets of the retirement systems. Empower Retirement (formerly Prudential) is the third-party administrator for the DCRP and provides record keeping, administrative services and investment options. Investment transactions are accounted for on a trade or investment date basis. Interest and dividend income is recorded on the accrual basis, with dividends accruing on the ex-dividend date. The net increase or decrease in the fair value of investments includes the net realized and unrealized gains or losses on investments.

The State of New Jersey, Department of the Treasury, Division of Investment issues publicly available financial reports that include the financial statements of the State of New Jersey Cash Management Fund. The financial reports may be obtained in writing to the State of New Jersey, Department of the Treasury, Division of Investment, P.O. Box 290, Trenton, New Jersey 08625-0290 or at www.state.nj.us/treasury/doinvest.

**RIVERDALE BOARD OF EDUCATION
NOTES TO THE FINANCIAL STATEMENTS
FOR THE FISCAL YEAR ENDED JUNE 30, 2024**

NOTE 5 OTHER INFORMATION (Continued)

C. Employee Retirement Systems and Pension Plans (Continued)

Collective Net Pension Liability

The collective net pension liability of the participating employers for local PERS at June 30, 2023 is \$14.6 billion and the plan fiduciary net position as a percentage of the total pension liability is 65.23%. The collective net pension liability of the State funded TPAF at June 30, 2023 is \$51.1 billion and the plan fiduciary net position as a percentage of total pension liability is 34.68%.

The total pension liabilities for the June 30, 2023 measurement date were determined based on actuarial valuations as of July 1, 2022 which were rolled forward to June 30, 2023.

Actuarial Methods and Assumptions

In the July 1, 2022 PERS and TPAF actuarial valuation, the actuarial assumptions and methods used in these valuations were described in the Actuarial Assumptions and Methods section of the Actuary's report and are included here in this note to the financial statements. The pension systems selected economic and demographic assumptions and prescribed them for use for purposes of compliance with GASB Statement No. 68. The Actuary provided guidance with respect to these assumptions, and it is their belief that the assumptions represent reasonable expectations of anticipated plan experience.

Employer and Employee Pension Contributions

The contribution policy is set by laws of the State of New Jersey and contributions are required by active members and participating employers. Plan members and employer contributions may be amended by State of New Jersey legislation with the amount of contributions by the State of New Jersey contingent upon the Annual Appropriations Act. As defined, the retirement systems require employee contributions based on 7.50% for PERS, 7.50% for TPAF and 5.50% for DCRP of the employee's annual compensation for fiscal year 2024.

PERS employers' and TPAF State's nonemployer contributions are based on actuarially determined amounts, which include the normal cost and unfunded accrued liability. For the fiscal year ended June 30, 2023 for TPAF, which is a cost sharing multiple employer defined benefit pension plan with a special funding situation, the State's annual pension contribution was more than the actuarial determined amount. For local PERS, which is a cost sharing multiple employer defined benefit pension plan, the annual pension contributions were equal to the actuarial determined amounts. TPAF nonemployer contributions are made annually by the State of New Jersey to the pension system on behalf of the Board. PERS employer contributions are made annually by the Board to the pension system in accordance with Chapter 114, P.L. 1997. In the DCRP, which is a defined contribution plan, member contributions are matched by a 3% employer contribution. All PERS and DCRP contributions made by the Board for fiscal years 2024, 2023 and 2022 were equal to the required contributions.

During the fiscal years ended June 30, 2024, 2023 and 2022 the Board was required to contribute for PERS and DCRP and the State of New Jersey, as a nonemployer contributing entity, contributed for TPAF, respectively, for normal cost pension and unfunded accrued liability contributions (including non-contributory group life insurance (NCGI)) the following amounts:

Fiscal Year Ended <u>June 30,</u>	<u>PERS</u>	On-behalf <u>TPAF</u>	<u>DCRP</u>
2024	\$ 66,218	\$ 986,081	\$ 6,023
2023	52,859	940,860	3,623
2022	51,639	874,617	5,517

**RIVERDALE BOARD OF EDUCATION
NOTES TO THE FINANCIAL STATEMENTS
FOR THE FISCAL YEAR ENDED JUNE 30, 2024**

NOTE 5 OTHER INFORMATION (Continued)

C. Employee Retirement Systems and Pension Plans (Continued)

Employer and Employee Pension Contributions (Continued)

In addition for fiscal years 2024, 2023 and 2022 the State contributed \$488, \$384 and \$368, respectively for TPAF for Long Term Disability Insurance Premium (LTDI).

The PERS contributions are recognized in the governmental fund financial statements (modified accrual basis) as an expenditure. The on-behalf TPAF contributions are recognized in the governmental fund financial statements (modified accrual basis) as both a revenue and expenditure in accordance with GASB Statement No. 85, *Omnibus 2017* (GASB No. 85). The DCRP contributions are recognized in the governmental fund financial statements (modified accrual basis) as an expenditure, as well as, the district-wide financial statements (accrual basis) as an expense.

Also, in accordance with N.J.S.A. 18A:66-66 the State of New Jersey reimbursed the Board \$229,763 during the fiscal year ended June 30, 2024 for the employer's share of social security contributions for TPAF members as calculated on their base salaries. This amount has been recognized in the district-wide financial statements (accrual basis) and the governmental fund financial statements (modified accrual basis) as both a revenue and expense/expenditure in accordance with GASB No. 85.

Pension Liabilities, Pension Expense, and Deferred Outflows of Resources and Deferred Inflows of Resources Related to Pensions

Public Employees Retirement System (PERS)

GASB Statement No. 68, *Accounting and Financial Reporting for Pensions*, (GASB No. 68) requires participating employers in PERS to recognize their proportionate share of the collective net pension liability, collective deferred outflows of resources, collective deferred inflows of resources and collective pension expense based on a measurement date no earlier than the end of the employer's prior fiscal year. The employer allocation percentages presented are based on the ratio of the contributions as an individual employer to total contributions to the PERS during the measurement period July 1, 2022 through June 30, 2023. Employer allocation percentages have been rounded for presentation purposes. Contributions from employers are recognized when due based on statutory requirements.

Although the NJ Division of Pensions and Benefits ("Division") administers one cost-sharing multiple employer defined benefit pension plan, separate (sub) actuarial valuations are prepared to determine the actuarial determined contribution rate by group. Following this method, the measurement of the collective net pension liability, deferred outflows of resources, deferred inflows of resources and pension expense are determined separately for each individual employer of the State and local groups of the plan.

To facilitate the separate (sub) actuarial valuations, the Division maintains separate accounts to identify additions, deductions, and fiduciary net position applicable to each group. The allocation percentages are presented for each group. The allocation percentages for each group as of June 30, 2023 are based on the ratio of each employer's contributions to total employer contributions of the group for the fiscal year ended June 30, 2023.

At June 30, 2024, the District reported in the statement of net position (accrual basis) a liability of \$717,311 for its proportionate share of the PERS net pension liability. The net pension liability was measured as of June 30, 2023 and was determined by an actuarial valuation as of July 1, 2022. The District's proportionate share of the net pension liability was based on the ratio of the District's share of contributions to the pension plan relative to the total contributions of all participating governmental entities, for the year ended June 30, 2023. At June 30, 2023, the District's proportionate share was 0.00495 percent, which was an increase of 0.00076 percent from its proportionate share measured as of June 30, 2022 of 0.00419 percent.

**RIVERDALE BOARD OF EDUCATION
NOTES TO THE FINANCIAL STATEMENTS
FOR THE FISCAL YEAR ENDED JUNE 30, 2024**

NOTE 5 OTHER INFORMATION (Continued)

C. Employee Retirement Systems and Pension Plans (Continued)

Pension Liabilities, Pension Expense, and Deferred Outflows of Resources and Deferred Inflows of Resources Related to Pensions (Continued)

Public Employees Retirement System (PERS) (Continued)

For the fiscal year ended June 30, 2024, the District recognized in the district-wide statement of activities (accrual basis) pension benefit of \$4,478 for PERS. The pension contribution made by the District during the current 2023/2024 fiscal year is the contribution that is applied to the net pension liability reported at the end of the current fiscal year of June 30, 2024 with a measurement date of the prior fiscal year end of June 30, 2023. Since the State of New Jersey applies the current year pension contribution towards the calculation of the net pension liability reported at the end of the current fiscal year, which has a measurement date of the preceding fiscal year end, there is no deferred outflows of resources reported as of June 30, 2024 for contributions made subsequent to the measurement date. At June 30, 2024, the District reported deferred outflows of resources and deferred inflows of resources related to PERS pension from the following sources:

	<u>Deferred Outflows of Resources</u>	<u>Deferred Inflows of Resources</u>
Difference Between Expected and Actual Experience	\$ 6,858	\$ 2,932
Changes of Assumptions	1,576	43,472
Net Difference Between Projected and Actual Earnings on Pension Plan Investments	3,303	
Changes in Proportion and Differences Between District Contributions and Proportionate Share of Contributions	<u>107,908</u>	<u>78,943</u>
Total	<u>\$ 119,645</u>	<u>\$ 125,347</u>

At June 30, 2024, the amounts reported as deferred outflows of resources and deferred inflows of resources related to PERS pension will be recognized in pension expense/(benefit) as follows:

<u>Year Ending June 30,</u>	<u>Total</u>
2025	\$ (42,317)
2026	(21,407)
2027	38,354
2028	17,793
2029	1,875
Thereafter	<u>-</u>
	<u>\$ (5,702)</u>

**RIVERDALE BOARD OF EDUCATION
NOTES TO THE FINANCIAL STATEMENTS
FOR THE FISCAL YEAR ENDED JUNE 30, 2024**

NOTE 5 OTHER INFORMATION (Continued)

C. Employee Retirement Systems and Pension Plans (Continued)

**Pension Liabilities, Pension Expense, and Deferred Outflows of Resources and Deferred Inflows of Resources
Related to Pensions (Continued)**

Public Employees Retirement System (PERS) (Continued)

Actuarial Assumptions

The District's total pension liability for the June 30, 2023 measurement date was determined by an actuarial valuation as of July 1, 2022, which was rolled forward to June 30, 2023. This actuarial valuation used the following actuarial assumptions, applied to all periods in the measurement.

Inflation Rate:	
Price	2.75%
Wage	3.25%
Salary Increases:	2.75-6.55%
	Based on Years of Service
Investment Rate of Return	7.00%

Mortality Rates

Pre-retirement mortality rates were based on the Pub-2010 General Below-Median Income Employee mortality table with an 82.2% adjustment for males and 101.4% adjustment for females, and with future improvement from the base year of 2010 on a generational basis. Post-retirement mortality rates were based on the Pub-2010 General Below-Median Income Healthy Retiree mortality table with a 91.4% adjustment for males and 99.7% adjustment for females, and with future improvement from the base year of 2010 on a generational basis. Disability retirement rates used to value disabled retirees were based on the Pub-2010 Non-Safety Disabled Retiree mortality table with a 127.7% adjustment for males and 117.2% adjustment for females, and with future improvement from the base year of 2010 on generational basis. Mortality improvement is based on Scale MP-2021.

The actuarial assumptions used in the July 1, 2022 valuation were based on the results of an actuarial experience study for the period July 1, 2018 to June 30, 2021.

**RIVERDALE BOARD OF EDUCATION
NOTES TO THE FINANCIAL STATEMENTS
FOR THE FISCAL YEAR ENDED JUNE 30, 2024**

NOTE 5 OTHER INFORMATION (Continued)

C. Employee Retirement Systems and Pension Plans (Continued)

**Pension Liabilities, Pension Expense, and Deferred Outflows of Resources and Deferred Inflows of Resources
Related to Pensions (Continued)**

Public Employees Retirement System (PERS) (Continued)

Long-Term Expected Rate of Return

In accordance with State statute, the long-term expected rate of return on plan investments (7% at June 30, 2023) is determined by the State Treasurer, after consultation with the Directors of the Division of Investment and Division of Pensions and Benefits, the board of trustees and actuaries. The long-term expected rate of return on pension plan investments was determined using a building-block method in which best-estimate ranges of expected future real rates of return (expected returns, net of pension plans investment expense and inflation) are developed for each major asset class. These ranges are combined to produce the long-term expected rate of return by weighting the expected future real rates of return by the target asset allocation percentage and by adding expected inflation. Best estimates of arithmetic real rates of return for each major asset class included in the PERS's target asset allocation as of June 30, 2023 are summarized in the following table:

<u>Asset Class</u>	<u>Target Allocation</u>	<u>Long-Term Expected Real Rate of Return</u>
Risk Mitigation Strategies	3.00%	6.21%
Cash Equivalents	2.00%	3.31%
U.S. Treasuries	4.00%	3.31%
Investment Grade Credit	7.00%	5.19%
US Equity	28.00%	8.98%
Non-US Developed Markets Equity	12.75%	9.22%
Emerging Markets Equity	5.50%	11.13%
High Yield	4.50%	6.97%
Real Assets	3.00%	8.40%
Private Credit	8.00%	9.20%
Real Estate	8.00%	8.58%
Private Equity	13.00%	12.50%
International Small Cap Equity	1.25%	9.22%

**RIVERDALE BOARD OF EDUCATION
NOTES TO THE FINANCIAL STATEMENTS
FOR THE FISCAL YEAR ENDED JUNE 30, 2024**

NOTE 5 OTHER INFORMATION (Continued)

C. Employee Retirement Systems and Pension Plans (Continued)

**Pension Liabilities, Pension Expense, and Deferred Outflows of Resources and Deferred Inflows of Resources
Related to Pensions (Continued)**

Public Employees Retirement System (PERS) (Continued)

Discount Rate

The discount rate used to measure the total pension liability for PERS was 7.00% as of June 30, 2023. The projection of cash flows used to determine the discount rate assumed that contributions from plan members will be made at the current member contribution rates and that contributions from employers and the nonemployer contributing entity will be based on 100% of the actuarially determined contributions for the State employer and 100% of actuarially determined contributions for the local employers. Based on those assumptions, the plan’s fiduciary net position was projected to be available to make all projected future benefit payments of current plan members. Therefore, the long-term expected rate of return on plan investments was applied to all projected benefit payments in determining the total pension liability.

Sensitivity of Net Pension Liability

The following presents the District’s proportionate share of the PERS net pension liability calculated using the discount rate of 7.00, as well as what the District’s proportionate share of the PERS net pension liability would be if it were calculated using a discount rate that is 1-percentage-point lower (6.00 percent) or 1-percentage-point higher (8.00 percent) than the current rate:

	1% Decrease <u>6.00%</u>	Current Discount Rate <u>7.00%</u>	1% Increase <u>8.00%</u>
District's Proportionate Share of the PERS Net Pension Liability	<u>\$ 933,786</u>	<u>\$ 717,311</u>	<u>\$ 533,062</u>

The sensitivity analysis was based on the proportionate share of the District’s net pension liability at as of the measurement date of June 30, 2023. A sensitivity analysis specific to the District’s net pension liability at June 30, 2023 was not provided by the pension system.

Pension Plan Fiduciary Net Position

Detailed information about the PERS pension plan’s fiduciary net position is available in the separately issued financial report from the State of New Jersey, Department of the Treasury, Division of Pension and Benefits. The financial report may be accessed via the New Jersey, Division of Pensions and Benefits, website at www.state.nj.us/treasury/pensions.

**RIVERDALE BOARD OF EDUCATION
NOTES TO THE FINANCIAL STATEMENTS
FOR THE FISCAL YEAR ENDED JUNE 30, 2024**

NOTE 5 OTHER INFORMATION (Continued)

C. Employee Retirement Systems and Pension Plans (Continued)

**Pension Liabilities, Pension Expense, and Deferred Outflows of Resources and Deferred Inflows of Resources
Related to Pensions (Continued)**

Teachers Pension and Annuity Fund (TPAF)

GASB No. 68, requires participating employers in TPAF to recognize their proportionate share of the collective net pension liability, collective deferred outflows of resources, collective deferred inflows of resources and collective pension expense based on a measurement date no earlier than the end of the employer's prior fiscal year. The non-employer allocation percentages presented are based on the ratio of the State's actual contributions made as an employer and non-employer adjusted for unpaid early retirement incentives to total contributions to TPAF during the measurement period July 1, 2022 through June 30, 2023. Non-employer allocation percentages have been rounded for presentation purposes.

The contribution policy for TPAF is set by N.J.S.A. 18A:66 and requires contributions by active members and non-employer contributions by the State. State legislation has modified the amount that is contributed by the State. The State's pension contribution is based on an actuarially determined amount, which includes the employer portion of the normal cost and an amortization of the unfunded accrued liability. For the fiscal year ended June 30, 2023, the State's pension contribution was more than the actuarial determined amount.

In accordance with GASB No. 68, the District is not required to recognize a net pension liability for TPAF. The State of New Jersey, as a nonemployer contributing entity, is the only entity that has a legal obligation to make employer contributions to TPAF on behalf of the District. Accordingly, the District's proportionate share percentage determined under Statement No. 68 is zero percent and the State's proportionate share is 100% of the net pension liability attributable to the District for TPAF. Therefore, in addition, the District does not recognize any portion of the TPAF collective deferred outflows of resources and deferred inflows of resources.

For the fiscal year ended June 30, 2024, the District recognized in the district-wide statement of activities (accrual basis) pension expense of \$284,594 for TPAF. This amount has been included in the district-wide statement of activities (accrual basis) as both a revenue and expense in accordance with GASB No. 85.

At June 30, 2024 the State's proportionate share of the net pension liability attributable to the District is \$11,584,364. The net pension liability was measured as of June 30, 2023 and was determined by an actuarial valuation as of July 1, 2022. The nonemployer allocation percentages are based on the ratio of the State's contributions made as a nonemployer attributable to the District adjusted for unpaid early retirement incentives relative to total contributions to TPAF during the year ended June 30, 2023. At June 30, 2023, the State's share of the net pension liability attributable to the District was 0.02269 percent, which was an increase of 0.00174 percent from its proportionate share measured as of June 30, 2022 of 0.02095 percent.

**RIVERDALE BOARD OF EDUCATION
NOTES TO THE FINANCIAL STATEMENTS
FOR THE FISCAL YEAR ENDED JUNE 30, 2024**

NOTE 5 OTHER INFORMATION (Continued)

C. Employee Retirement Systems and Pension Plans (Continued)

**Pension Liabilities, Pension Expense, and Deferred Outflows of Resources and Deferred Inflows of Resources
Related to Pensions (Continued)**

Teachers Pension and Annuity Fund (TPAF) (Continued)

Actuarial Assumptions

The total pension liability for the June 30, 2023 measurement date was determined by an actuarial valuation as of July 1, 2022, which was rolled forward to June 30, 2023. This actuarial valuation used the following actuarial assumptions, applied to all periods in the measurement.

Inflation Rate:	
Price	2.75%
Wage	3.25%
Salary Increases:	2.75-4.25%
	Based on Years of Service
Investment Rate of Return	7.00%

Mortality Rates

Pre-retirement mortality rates were based on the Pub-2010 Teachers Above-Median Income Employee mortality table with a 93.9% adjustment for males and 85.3% adjustment for females, and with future improvement from the base year of 2010 on a generational basis. Post-retirement mortality rates were based on the Pub-2010 Teachers Above-Median Income Healthy Retiree mortality table with a 114.7% adjustment for males and 99.6% adjustment for females, and with future improvement from the base year of 2010 on a generational basis. Disability mortality rates were based on the Pub-2010 Non-Safety Disabled Retiree mortality table with a 106.3% adjustment for males and 100.3% adjustment for females, and with future improvement from the base year of 2010 on a generational basis. Mortality improvement is based on Scale MP-2021.

The actuarial assumptions used in the July 1, 2022 valuation were based on the results of an actuarial experience study for the period July 1, 2018 to June 30, 2021.

**RIVERDALE BOARD OF EDUCATION
NOTES TO THE FINANCIAL STATEMENTS
FOR THE FISCAL YEAR ENDED JUNE 30, 2024**

NOTE 5 OTHER INFORMATION (Continued)

C. Employee Retirement Systems and Pension Plans (Continued)

**Pension Liabilities, Pension Expense, and Deferred Outflows of Resources and Deferred Inflows of Resources
Related to Pensions (Continued)**

Teachers Pension and Annuity Fund (TPAF) (Continued)

Long-Term Expected Rate of Return

In accordance with State statute, the long-term expected rate of return on plan investments (7% at June 30, 2023) is determined by the State Treasurer, after consultation with the Directors of the Division of Investment and Division of Pensions and Benefits, the board of trustees and actuaries. The long-term expected rate of return on pension plan investments was determined using a building-block method in which best-estimate ranges of expected future real rate of return (expected returns, net of pension plans investment expense and inflation) are developed for each major asset class. These ranges are combined to produce the long-term expected rate of return by weighting the expected future real rates of return by the target asset allocation percentage and by adding expected inflation. Best estimates of arithmetic real rates of return for each major asset class included in the TPAF's target asset allocation as of June 30, 2023 are summarized in the following table:

<u>Asset Class</u>	<u>Target Allocation</u>	<u>Long-Term Expected Real Rate of Return</u>
Risk Mitigation Strategies	3.00%	6.21%
Cash Equivalents	2.00%	3.31%
U.S. Treasuries	4.00%	3.31%
Investment Grade Credit	7.00%	5.19%
US Equity	28.00%	8.98%
Non-US Developed Markets Equity	12.75%	9.22%
Emerging Markets Equity	5.50%	11.13%
High Yield	4.50%	6.97%
Real Assets	3.00%	8.40%
Private Credit	8.00%	9.20%
Real Estate	8.00%	8.58%
Private Equity	13.00%	12.50%
International Small Cap Equity	1.25%	9.22%

Discount Rate

The discount rate used to measure the total pension liability for TPAF was 7.00% as of June 30, 2023. The projection of cash flows used to determine the discount rate assumed that contributions from plan members will be made at the current member contribution rates and that contributions from employers will be based on 100% of the actuarially determined contributions for the State. Based on those assumptions, the plan's fiduciary net position was projected to be available to make all projected future benefit payments of current plan members. Therefore, the long-term expected rate of return on plan investments was applied to all projected benefit payments in determining the total pension liability.

**RIVERDALE BOARD OF EDUCATION
NOTES TO THE FINANCIAL STATEMENTS
FOR THE FISCAL YEAR ENDED JUNE 30, 2024**

NOTE 5 OTHER INFORMATION (Continued)

C. Employee Retirement Systems and Pension Plans (Continued)

**Pension Liabilities, Pension Expense, and Deferred Outflows of Resources and Deferred Inflows of Resources
Related to Pensions (Continued)**

Teachers Pension and Annuity Fund (TPAF) (Continued)

Sensitivity of Net Pension Liability

The following presents the State's proportionate share of the TPAF net pension liability attributable to the District calculated using the discount rate of 7.00%, as well as what the State's proportionate share of the TPAF net pension liability attributable to the District that would be if it were calculated using a discount rate that is 1-percentage-point lower (6.00% percent) or 1-percentage-point higher (8.00% percent) than the current rate:

	1% Decrease (6.00%)	Current Discount Rate (7.00%)	1% Increase (8.00%)
State's Proportionate Share of the TPAF Net Pension Liability Attributable to the District	<u>\$ 13,660,067</u>	<u>\$ 11,584,364</u>	<u>\$ 9,836,128</u>

The sensitivity analysis was based on the State's proportionate share of the net pension liability attributable to the District as of the measurement date of June 30, 2023. A sensitivity analysis specific to the State's proportionate share of the net pension liability attributable to the District at June 30, 2023 was not provided by the pension system.

Pension Plan Fiduciary Net Position

Detailed information about the TPAF pension plan's fiduciary net position is available in the separately issued financial report from the State of New Jersey, Department of the Treasury, Division of Pension and Benefits. The financial report may be accessed via the New Jersey, Division of Pensions and Benefits, website at www.state.nj.us/treasury/pensions.

D. Post-Retirement Medical Benefits

The State of New Jersey sponsors and administers the post-retirement health benefit program plan for school districts.

As a result of implementing GASB Statement No. 74, *Financial Reporting for Postemployment Benefit Plans Other than Pension Plans*, the post-retirement health benefit program plan is reported in a Custodial Fund in the New Jersey Annual Comprehensive Financial Report for the fiscal year ended June 30, 2023. In addition, the plan is administered on a pay-as-you-go basis. Therefore, the plan has no assets accumulated in a qualified trust. In accordance with GASB Statement No. 75, *Accounting and Financial Reporting for Postemployment Benefits Other than Pension* (GASB No. 75), the plan is classified as a multiple-employer defined benefit OPEB plan with a special funding situation that is not administered through a trust that meets the criteria in paragraph 4 of GASB No. 75.

Plan Description and Benefits Provided

The State of New Jersey sponsors and administers the following post-retirement health benefit program plan covering certain local school district employees, including those Board employees and retirees eligible for coverage.

**RIVERDALE BOARD OF EDUCATION
NOTES TO THE FINANCIAL STATEMENTS
FOR THE FISCAL YEAR ENDED JUNE 30, 2024**

NOTE 5 OTHER INFORMATION (Continued)

D. Post-Retirement Medical Benefits (Continued)

State Health Benefit Program Fund – Local Education Retired Employees Plan (including Prescription Drug Program Fund) – N.J.S.A. 52:14-17.32f provides medical coverage, prescription drug benefits and Medicare Part B reimbursement to qualified retired education employees and their covered dependents. The State of New Jersey provides employer-paid coverage to members of the TPAF who retire from a board of education or county college with 25 years of service or on a disability retirement. Under the provisions of Chapter 126, P.L. 1992, the State also provides employer-paid coverage to members of the PERS, the Police and Firemen Retirement System (PFRS) or Alternate Benefits Program (ABP) who retire from a board of education or county college with 25 years of service or on a disability retirement. Retirees who are not eligible for employer paid health coverage at retirement can continue in the program if their employer participates in this program or if they are participating in the health benefits plan of their former employer and are enrolled in Medicare Parts A and B by paying the cost of the insurance for themselves and their covered dependents.

Pursuant to Chapter 78, P.L. 2011, future retirees eligible for postretirement medical coverage who have less than 20 years of creditable service on June 28, 2011 will be required to pay a percentage of the cost of their health care coverage in retirement provided they retire with 25 or more years of pension service credit. The percentage of the premium for which the retiree will be responsible will be determined based on the retiree's annual retirement benefit and level of coverage.

The State of New Jersey, Department of the Treasury, Division of Pensions and Benefits, issues publicly available financial reports that include the financial statements and required supplementary information of the above Fund. The financial reports may be accessed via the State of New Jersey, Department of the Treasury, Division of Pensions and Benefits, website at www.state.nj.us/treasury/pensions.

Plan Membership

Membership of the defined benefit OPEB plan consisted of the following at June 30, 2022:

Active Plan Members	217,212
Inactive Plan Members or Beneficiaries Currently Receiving Benefits	<u>152,383</u>
Total	<u>369,595</u>

Measurement Focus and Basis of Accounting

The financial statements of the post-employment health benefit plans are prepared in accordance with U.S. generally accepted accounting principles as applicable to governmental organizations. In doing so, the Division adheres to reporting requirements established by the Governmental Accounting Standards Board (GASB).

The accrual basis of accounting is used for measuring financial position and changes in net position of the post-employment health benefit plan. Under this method, contributions are recorded in the accounting period in which they are legally due from the employer or plan member, and deductions are recorded at the time the liabilities are due and payable in accordance with the terms of each plan. The accounts of the Division are organized and operated on the basis of funds. All funds are accounted for using an economic resources measurement focus.

Collective Net OPEB Liability

The collective net OPEB liability of the State, as the non-employer contributing entity, of the plan at June 30, 2023 is \$52.4 billion, and the plan fiduciary net position as a percentage of the total OPEB liability is zero percent.

The total OPEB liabilities at June 30, 2023 were determined based on actuarial valuations as of June 30, 2022 which were rolled forward to June 30, 2023.

**RIVERDALE BOARD OF EDUCATION
NOTES TO THE FINANCIAL STATEMENTS
FOR THE FISCAL YEAR ENDED JUNE 30, 2024**

NOTE 5 OTHER INFORMATION (Continued)

D. Post-Retirement Medical Benefits (Continued)

Actuarial Methods and Assumptions

In the June 30, 2022 OPEB actuarial valuation, the actuarial assumptions and methods used in these valuations were described in the Actuarial Assumptions and Methods section of the Actuary's report and are included here in this note to the financial statements. The Plan selected economic and demographic assumptions and prescribed them for use for purposes of compliance with GASB Statement No. 75. The Actuary provided guidance with respect to these assumptions, and it is their belief that the assumptions represent reasonable expectations of anticipated plan experience.

Post-Retirement Medical Benefits Contributions

The funding policy of the OPEB plan is pay as you go basis; therefore, there is no prefunding of the liability. Contributions to pay for the health benefit premiums of participating employees in the OPEB plan are made by the State, as a non-employer contributing entity, under a special funding situation in accordance with State statutes as previously disclosed. The State as a non-employer contributing entity made contributions of \$1.44 billion to the OPEB plan in fiscal year 2023.

The State sets the contribution rate based on a pay as you go basis rather than the actuarial determined contribution an amount actuarially determined in accordance with the parameters of GASB Statement 75. The actuarial determined contribution represents a level of funding that, if paid on an ongoing basis, is projected to cover normal cost each year and any unfunded actuarial liabilities (or funding excess) of the plan using a systematic and rational method over a closed period equal to the average of the expected remaining service lives of all employees that are provided with OPEB through the Plan. The State's contributions, as a nonemployer contributing entity, to the State Health Benefits Program Fund – Local Education Retired Employees Plan for retirees' post-retirement benefits on behalf of the School District for the fiscal years ended June 30, 2024, 2023 and 2022 were \$268,375, \$247,161 and \$204,346, respectively, which equaled the required contributions for each year. The State's contributions to the State Health Benefits Program Fund – Local Education Retired Employees Plan for PERS retirees' post-retirement benefits on behalf of the School District was not determined or made available by the State of New Jersey. The on-behalf OPEB contributions are recognized in the governmental fund financial statements (modified accrual basis) as both a revenue and expenditure in accordance with GASB No. 85.

OPEB Liabilities, OPEB Expenses and Deferred Outflows of Resources and Deferred Inflows of Resources Related to OPEB

GASB Statement No. 75 requires participating employers in the State Health Benefit Program Fund – Local Education Retired Employees Plan to recognize their proportionate share of the collective OPEB liability, collective deferred outflows of resources, collective deferred inflows of resources and collective OPEB expense based on a measurement date no earlier than the end of the employer's prior fiscal year. The nonemployer allocation percentages presented are based on the ratio of the State's contributions made as a nonemployer toward the actuarially determined contribution amount to total contributions to the plan during the measurement period July 1, 2022 through June 30, 2023. Nonemployer allocation percentages have been rounded for presentation purposes.

In accordance with GASB No. 75, the District is not required to recognize an OPEB liability for the post-employment health benefit plan. The State of New Jersey, as a nonemployer contributing entity, is the only entity that has a legal obligation to make employer contributions to the plan on behalf of the District. Accordingly, the District's proportionate share percentage determined under Statement No. 75 is zero percent and the State's proportionate share is 100% of the OPEB liability attributable to the District. Therefore, in addition, the District does not recognize any portion of the collective deferred outflows of resources and deferred inflows of resources related to the plan.

For the fiscal year ended June 30, 2024, the District recognized in the district-wide statement of activities (accrual basis) OPEB expense of \$429,123. This amount has been included in the district-wide statement of activities (accrual basis) as both a revenue and expense in accordance with GASB No. 85.

At June 30, 2024 the State's proportionate share of the OPEB liability attributable to the District is \$8,861,869. The nonemployer allocation percentages are based on the ratio of the State's proportionate share of the OPEB liability attributable to the District at June 30, 2023 to the total OPEB liability of the State Health Benefit Program Fund – Local Education Retired Employees Plan at June 30, 2023. At June 30, 2023, the state's share of the OPEB liability attributable to the District was 0.01692 percent, which was a decrease of 0.00035 percent from its proportionate share measured as of June 30, 2022 of 0.01727 percent.

**RIVERDALE BOARD OF EDUCATION
NOTES TO THE FINANCIAL STATEMENTS
FOR THE FISCAL YEAR ENDED JUNE 30, 2024**

NOTE 5 OTHER INFORMATION (Continued)

D. Post-Retirement Medical Benefits (Continued)

OPEB Liabilities, OPEB Expenses and Deferred Outflows of Resources and Deferred Inflows of Resources Related to OPEB (Continued)

Actuarial Assumptions

The OPEB liability for the June 30, 2023 measurement date was determined by an actuarial valuation as of June 30, 2022, which was rolled forward to June 30, 2023. This actuarial valuation used the following actuarial assumptions, applied to all periods in the measurement.

	<u>PERS</u>	<u>TPAF</u>
Salary Increases	2.75% to 6.55% Based on Years of Service	2.75% to 4.25% Based on Years of Service

Preretirement mortality rates were based on the Pub-2010 Health "Teachers" (TPAF) and "General" (PERS) classification headcount-weighted mortality table with fully generational mortality improvement projections from the central year using Scale MP-2021. Postretirement mortality rates were based on the Pub-2010 "General" classification headcount-weighted mortality table with fully generational mortality improvement projections from the central year using Scale MP-2021. Disability mortality was based on the Pub-2010 "General" classification headcount-weighted disabled mortality table with fully generational mortality improvement projections from the central year using Scale MP-2021 for current disabled retirees. Future disabled retirees was based on the Pub-2010 "General" (PERS) and "Teachers" (TPAF) classification headcount-weighted disabled mortality table with fully generational mortality improvement projections from the central year using Scale MP-2021.

The actuarial assumptions used in the June 30, 2022 valuation were based on the results of the TPAF and PERS actuarial experience studies for the period July 1, 2018 to June 30, 2021.

100% of active members are considered to participate in the plan upon retirement.

Health Care Trend Assumptions

For pre-Medicare medical benefits, the trend rate is initially 6.50% and decreases to a 4.50% long-term trend rate after nine years. For post-65 medical benefits PPO, the trend is, increasing to 14.8% in fiscal year 2026 and decreases to 4.50% in fiscal year 2033. For HMO the trend is, increasing to 17.4% in fiscal year 2026 and decreases to 4.5% in fiscal year 2033. For prescription drug benefits, the initial trend rate is 9.5% and decreases to a 4.50% long-term trend rate after seven years. For the Medicare Part B reimbursement, the trend rate is 5.00%.

**RIVERDALE BOARD OF EDUCATION
NOTES TO THE FINANCIAL STATEMENTS
FOR THE FISCAL YEAR ENDED JUNE 30, 2024**

NOTE 5 OTHER INFORMATION (Continued)

D. Post-Retirement Medical Benefits (Continued)

OPEB Liabilities, OPEB Expenses and Deferred Outflows of Resources and Deferred Inflows of Resources Related to OPEB (Continued)

Discount Rate

The discount rate for June 30, 2023 was 3.65%. This represents the municipal bond return rate as chosen by the Division. The source is the Bond Buyer Go 20-Bond Municipal Bond Index, which includes tax-exempt general obligation municipal bonds with an average rating of AA/Aa or higher. As the long-term rate of return is less than the municipal bond rate, it is not considered in the calculation of the discount rate, rather the discount rate is set at the municipal bond rate.

Changes in the Total OPEB Liability

The change in the State's proportionate share of the OPEB liability attributable to the District for the fiscal year ended June 30, 2024 (measurement date June 30, 2023) is as follows:

	Total OPEB Liability (State Share 100%)
Balance, June 30, 2022 Measurement Date	\$ 8,744,796
Changes Recognized for the Fiscal Year:	
Service Cost	451,444
Interest on the Total OPEB Liability	312,104
Differences Between Expected and Actual Experience	(429,045)
Changes of Assumptions	17,862
Gross Benefit Payments	(243,290)
Contributions from the Member	7,998
Net Changes	\$ 117,073
Balance, June 30, 2023 Measurement Date	\$ 8,861,869

Changes of assumptions and other inputs reflect a change in the discount rate from 3.54% in 2022 to 3.65% in 2023.

The change in the total OPEB liability was based on the State's proportionate share of the OPEB liability attributable to the District at June 30, 2023.

**RIVERDALE BOARD OF EDUCATION
NOTES TO THE FINANCIAL STATEMENTS
FOR THE FISCAL YEAR ENDED JUNE 30, 2024**

NOTE 5 OTHER INFORMATION (Continued)

D. Post-Retirement Medical Benefits (Continued)

OPEB Liabilities, OPEB Expenses and Deferred Outflows of Resources and Deferred Inflows of Resources Related to OPEB (Continued)

Sensitivity of OPEB Liability

Sensitivity of the total OPEB liability to changes in the discount rate. The following presents the State's proportionate share of the OPEB liability attributable to the District calculated using the discount rate of 3.65%, as well as what the State's proportionate share of the OPEB liability attributable to the District that would be if it were calculated using a discount rate that is 1-percentage-point lower (2.65%) or 1-percentage-point higher (4.65%) than the current rate:

	1% Decrease <u>(2.65%)</u>	Current Discount Rate <u>(3.65%)</u>	1% Increase <u>(4.65%)</u>
State's Proportionate Share of the OPEB Liability Attributable to the District	<u>\$ 10,389,020</u>	<u>\$ 8,861,869</u>	<u>\$ 7,635,744</u>

Sensitivity of the total OPEB liability to changes in the healthcare cost trend rates. The following presents the State's proportionate share of the OPEB liability attributable to the District calculated using healthcare cost trend rates that are 1-percentage-point lower or 1-percentage-point higher than the current healthcare cost trend rates:

	1% Decrease	Healthcare Cost Trend Rates	1% Increase
State's Proportionate Share of the OPEB Liability Attributable to the District	<u>\$ 7,356,718</u>	<u>\$ 8,861,869</u>	<u>\$ 10,831,364</u>

The sensitivity analyses were based on the State's proportionate share of the OPEB liability attributable to the District at June 30, 2023. Sensitivity analyses specific to the State's proportionate share of the OPEB liability attributable to the District at June 30, 2023 were not provided by the pension system.

E. Tax Abatements

As defined by the Governmental Accounting Standards Board (GASB), a tax abatement is an agreement between a government and an individual or entity in which the government promises to forgo tax revenues and the individual or entity promises to subsequently take a specific action that contributes to economic development or otherwise benefits the government or its citizens. School districts are not authorized by New Jersey statute to enter into tax abatement agreements. However, the county or municipality in which the school district is situated may have entered into tax abatement agreements, and that potential school tax revenue must be disclosed in these financial statements. If the county or municipality entered into tax abatement agreements, those agreements will not directly affect the school district's local tax revenue because N.J.S.A. 54:4-75 and N.J.S.A. 54:4-76 require that amounts so forgiven must effectively be recouped from other taxpayers and remitted to the school district.

For Riverdale Board of Education, the District's share of abated taxes resulting from the municipality having entered into a tax abatement agreement is indeterminate.

**RIVERDALE BOARD OF EDUCATION
NOTES TO THE FINANCIAL STATEMENTS
FOR THE FISCAL YEAR ENDED JUNE 30, 2024**

NOTE 6 RECENT HEALTHCARE DEVELOPMENTS

In early March of 2020, the World Health Organization declared a pandemic following the global outbreak of COVID-19, a respiratory disease caused by a newly discovered strain of coronavirus. On March 13, 2020, the President of the United States declared a national public health emergency to unlock federal funds and assistance to help states and local governments fight the pandemic. The Governor of the State declared a state of emergency and a public health emergency on March 9, 2020. In response to the COVID-19 pandemic, federal and State legislation and executive orders were implemented to mitigate the spread of the disease and provide relief to State and local governments. The pandemic and certain mitigation measures altered the behavior of businesses and people with negative impacts on regional, State and local economies. The national public health emergency and the State public health emergency have since ended, while the state of emergency declared by the State and several executive orders signed by the Governor remain to manage COVID-19 on an endemic level. Depending on future circumstances, ongoing actions could be taken by State, federal and local governments and private entities to mitigate the spread and impacts of COVID-19, its variants or other critical health care challenges.

To date, the overall finances and operations of the Board have not been materially adversely affected by the COVID-19 pandemic. Nonetheless, the degree of any future impact to the Board's operations and finances is difficult to predict due to the dynamic nature of the COVID-19 pandemic and any additional actions that may be taken by governmental and other health care authorities to manage the COVID-19 pandemic.

The American Rescue Plan Act of 2021, H.R. 1319 (the "Plan"), signed into law by the President of the United States on March 11, 2021, provided \$1.9 trillion in relief designed to provide funding to address the COVID-19 pandemic and alleviate the economic and health effects of the COVID-19 pandemic. The Plan, in part, provides funding for State and local governments to offset costs to safely reopen schools during the COVID-19 pandemic and to subsidize COVID-19 testing and vaccination programs. In addition, the Plan includes \$350 billion in relief funds to public entities, such as the Board.

The Board has been awarded a total of \$751,466 in federal aid to address the effects of the COVID-19 pandemic.

REQUIRED SUPPLEMENTARY INFORMATION - PART II

BUDGETARY COMPARISON SCHEDULES

**RIVERDALE BOARD OF EDUCATION
GENERAL FUND
BUDGETARY COMPARISON SCHEDULE
FOR THE FISCAL YEAR ENDED JUNE 30, 2024**

	<u>Original Budget</u>	<u>Adjustments</u>	<u>Final Budget</u>	<u>Actual</u>	<u>Variance Final Budget To Actual</u>
REVENUES					
Local Sources					
Local Tax Levy	\$ 8,892,660	-	\$ 8,892,660	\$ 8,892,660	
Tuition from Individuals	52,000	-	52,000	53,820	\$ 1,820
Interest		-		153,713	153,713
Interest Earned on Maintenance Reserve	200		200	14,301	14,101
Interest Earned on Capital Reserve	200		200	82,516	82,316
Unrestricted Miscellaneous Revenue	4,000	-	4,000	19,512	15,512
Total Local Sources	8,949,060	-	8,949,060	9,216,522	267,462
State Sources					
Special Education Aid	441,797	-	441,797	441,797	-
Transportation Aid	109,013	-	109,013	109,013	-
Security Aid	49,170	-	49,170	49,170	-
Extraordinary Aid	65,600	-	65,600	93,239	27,639
Non Public Transportation	-	-		9,100	9,100
On-behalf TPAF Pension Benefit Contribution (Non-Budget)		-		974,962	974,962
On-behalf TPAF Pension NCGI Premium (Non-Budget)		-		11,119	11,119
On-behalf TPAF Post Retirement Medical Contribution (Non-Budget)		-		268,375	268,375
On-behalf TPAF Long-Term Disability Insurance (Non-Budget)		-		488	488
TPAF Social Security Contribution (Non-Budget)	-	-	-	229,763	229,763
Total State Sources	665,580	-	665,580	2,187,026	1,521,446
Total Revenues	9,614,640	-	9,614,640	11,403,548	1,788,908
EXPENDITURES					
CURRENT EXPENDITURES					
Instruction					
Regular Programs					
Salaries of Teachers					
Preschool	108,498	\$ 10,890	119,388	119,293	95
Kindergarten	160,537	164	160,701	159,882	819
Grades 1-5	879,144	3,318	882,462	879,602	2,860
Grades 6-8	614,610	(23,056)	591,554	560,683	30,871
Regular Program - Home Instruction					
Salaries of Teachers	2,350	-	2,350		2,350
Purchased Professional-Educational Services	2,000	-	2,000		2,000
Regular Program - Undistributed Instruction					
Other Salaries for Instruction	57,108	9,909	67,017	65,792	1,225
Purchased Professional-Educational Services	1,500	(1,225)	275		275
Other Purchased Services	33,899	(9,896)	24,003	13,557	10,446
General Supplies	64,165	46,324	110,489	82,501	27,988
Textbooks	88,089	(41,171)	46,918	34,847	12,071
Other Objects	66,668	44,708	111,376	85,091	26,285
Total Regular Programs	2,078,568	39,965	2,118,533	2,001,248	117,285

**RIVERDALE BOARD OF EDUCATION
GENERAL FUND
BUDGETARY COMPARISON SCHEDULE
FOR THE FISCAL YEAR ENDED JUNE 30, 2024**

	<u>Original Budget</u>	<u>Adjustments</u>	<u>Final Budget</u>	<u>Actual</u>	<u>Variance Final Budget To Actual</u>
EXPENDITURES					
CURRENT EXPENDITURES (Continued)					
Special Education					
Learning and/or Language Disabilities					
Salaries of Teachers	\$ 78,527	\$ (9,790)	\$ 68,737	\$ 60,509	\$ 8,228
Other Salaries for Instruction	5,753	9,790	15,543	10,766	4,777
General Supplies	499	-	499	173	326
Total Learning and/or Language Disabilities	84,779	-	84,779	71,448	13,331
Multiple Disabilities					
Salaries of Teachers	178,607	4,370	182,977	173,502	9,475
Other Salaries for Instruction	33,182	(4,370)	28,812	20,757	8,055
Purchased Professional-Educational Services	55,000	(20,000)	35,000		35,000
General Supplies	929	-	929	484	445
Other Objects	250	-	250	-	250
Total Multiple Disabilities	267,968	(20,000)	247,968	194,743	53,225
Resource Room/Resource Center					
Salaries of Teachers	405,666	-	405,666	396,619	9,047
Other Salaries for Instruction	23,817	-	23,817	7,065	16,752
General Supplies	1,196	-	1,196	620	576
Textbooks	100	-	100	-	100
Total Resource Room/Resource Center	430,779	-	430,779	404,304	26,475
Total Special Education - Instruction	783,526	(20,000)	763,526	670,495	93,031
Basic Skills/Remedial Instruction					
Salaries of Teachers	122,944	-	122,944	97,607	25,337
General Supplies	2,131	-	2,131	779	1,352
Total Basic Skills/Remedial Instruction	125,075	-	125,075	98,386	26,689
School Sponsored Cocurricular Activities					
Salaries	39,147	-	39,147	22,453	16,694
Supplies and Materials	5,000	-	5,000	155	4,845
Other Objects	1,100	(312)	788	-	788
Total School Sponsored Cocurricular Activities	45,247	(312)	44,935	22,608	22,327
School Sponsored Athletics					
Salaries	14,073	312	14,385	14,385	-
Supplies and Materials	3,400	97	3,497		3,497
Other Objects	4,595	(252)	4,343	3,295	1,048
Total School Sponsored Athletics	22,068	157	22,225	17,680	4,545

**RIVERDALE BOARD OF EDUCATION
GENERAL FUND
BUDGETARY COMPARISON SCHEDULE
FOR THE FISCAL YEAR ENDED JUNE 30, 2024**

	<u>Original Budget</u>	<u>Adjustments</u>	<u>Final Budget</u>	<u>Actual</u>	<u>Variance Final Budget To Actual</u>
EXPENDITURES					
CURRENT EXPENDITURES (Continued)					
Other Instructional Programs					
Salaries	\$ 28,544	\$ 31	\$ 28,575	\$ 13,375	\$ 15,200
Supplies and Materials	370	124	494	271	223
Other Objects	50	-	50	50	-
Total Other Instructional Programs	28,964	155	29,119	13,696	15,423
Total Instruction	3,083,448	19,965	3,103,413	2,824,113	279,300
Undistributed Expenditures					
Instruction					
Tuition to Other LEAs Within the State-Regular	1,428,000	-	1,428,000	1,428,000	-
Tuition to County Voc. School Dist-Regular	232,881	-	232,881	164,251	68,630
Tuition to Private Schools - Disabled - W/I State	1,132,778	-	1,132,778	722,967	409,811
Total Undistributed Expenditures - Instruction	2,793,659	-	2,793,659	2,315,218	478,441
Attendance and Social Work Services					
Salaries	34,771	203	34,974	34,637	337
Total Attendance and Social Work Services	34,771	203	34,974	34,637	337
Health Services					
Salaries	85,385	-	85,385	71,275	14,110
Purchased Professional and Technical Services	20,305	(203)	20,102	12,340	7,762
Other Purchases Services	200	-	200		200
Supplies and Materials	4,668	2,089	6,757	5,066	1,691
Other Objects	380	-	380	110	270
Total Health Services	110,938	1,886	112,824	88,791	24,033
Speech, OT, PT & Related Services					
Salaries	57,946	-	57,946	56,606	1,340
Purchased Professional - Educational Services	58,379	13,684	72,063	33,111	38,952
Supplies and Materials	140	514	654	638	16
Other Objects	446	(12)	434	425	9
Total Speech, OT, PT & Related Services	116,911	14,186	131,097	90,780	40,317
Other Support Serv. Students - Extra. Svcs.					
Salaries	35,491	-	35,491	32,537	2,954
Purchased Professional-Educational Services	45,290	19,553	64,843	56,593	8,250
Total Other Support Serv. Students - Extra. Svcs.	80,781	19,553	100,334	89,130	11,204
Guidance					
Salaries of Other Professional Staff	71,302	-	71,302	43,365	27,937
Salaries of Secretarial and Clerical Assistants	12,238	2	12,240	12,240	-
Other Purchased Professional & Technical Services	9,104	(2)	9,102	8,504	598
Supplies and Materials	1,000	-	1,000	-	1,000
Total Guidance	93,644	-	93,644	64,109	29,535

RIVERDALE BOARD OF EDUCATION
GENERAL FUND
BUDGETARY COMPARISON SCHEDULE
FOR THE FISCAL YEAR ENDED JUNE 30, 2024

	Original Budget	Adjustments	Final Budget	Actual	Variance Final Budget To Actual
EXPENDITURES					
CURRENT EXPENDITURES (Continued)					
Undistributed Expenditures(Continued)					
Child Study Teams					
Salaries of Other Professional Staff	\$ 220,789	\$ (176)	\$ 220,613	\$ 219,609	\$ 1,004
Salaries of Secretarial and Clerical Assistants	17,180	(2,939)	14,241	11,992	2,249
Other Salaries	750	-	750	-	750
Other Purchased Professional and Tech. Services	70,000	2,065	72,065	52,388	19,677
Other Purchased Services	700	1,004	1,704	1,658	46
Supplies and Materials	1,159	2,966	4,125	1,734	2,391
Other Objects	1,170	40	1,210	1,210	-
Total Child Study Teams	311,748	2,960	314,708	288,591	26,117
Improvement of Inst. Serv.					
Salaries of Supervisors of Instruction	53,770	-	53,770	53,770	-
Other Purchased Professional and Technical Services	8,736	-	8,736	8,422	314
Total Improvement of Inst. Serv.	62,506	-	62,506	62,192	314
Educational Media Services/School Library					
Salaries	72,589	2,186	74,775	74,775	-
Salaries of Technology Coordinators	80,931	(2,186)	78,745	63,202	15,543
Purchased Professional and Technical Services	54,909	-	54,909	15,795	39,114
Other Purchased Services	1,800	(1,046)	754	-	754
Supplies and Materials	3,769	1,046	4,815	1,030	3,785
Total Educational Media Serv./School Library	213,998	-	213,998	154,802	59,196
Instructional Staff Training Services					
Other Salaries	18,880	(2,133)	16,747	1,929	14,818
Purchased Professional/Educational Services	6,000	-	6,000	5,875	125
Other Purchased Services	6,600	2,132	8,732	7,680	1,052
Total Instructional Staff Training Services	31,480	(1)	31,479	15,484	15,995
Support Services General Administration					
Salaries	213,146	-	213,146	213,146	-
Legal Services	35,000	(3,175)	31,825	18,285	13,540
Audit Fees	25,800	26,222	52,022	26,222	25,800
Other Purchased Professional Services	5,720	307	6,027	6,027	-
Communications/Telephone	7,540	3,323	10,863	10,863	-
BOE Other Purchased Services	4,500	(1,131)	3,369	3,230	139
Miscellaneous Purchased Services	14,223	(624)	13,599	12,782	817
General Supplies	1,351	(207)	1,144	1,085	59
Miscellaneous Expenditures	2,670	350	3,020	3,020	-
BOE Membership Dues and Fees	4,000	865	4,865	4,865	-
Total Support Services General Administration	313,950	25,930	339,880	299,525	40,355
Support Services School Administration					
Salaries of Principal/Asst. Principals	80,000	-	80,000	80,000	-
Salaries of Secretarial and Clerical Assistants	24,991	-	24,991	24,990	1
Supplies and Materials	-	14,729	14,729	14,729	-
Other Objects	2,300	503	2,803	2,803	-
Total Support Services School Administration	107,291	15,232	122,523	122,522	1

RIVERDALE BOARD OF EDUCATION
GENERAL FUND
BUDGETARY COMPARISON SCHEDULE
FOR THE FISCAL YEAR ENDED JUNE 30, 2024

	Original Budget	Adjustments	Final Budget	Actual	Variance Final Budget To Actual
EXPENDITURES					
CURRENT EXPENDITURES (Continued)					
Undistributed Expenditures (Continued)					
Central Services					
Salaries	\$ 147,193	\$ (21,289)	\$ 125,904	\$ 125,863	\$ 41
Purchased Professional Services	36,180	58,684	94,864	84,780	10,084
Miscellaneous Purchased Services	3,800	20	3,820	3,737	83
Supplies and Materials	2,000	826	2,826	2,629	197
Miscellaneous Expenditures	1,315	6,660	7,975	7,975	-
Total Central Services	190,488	44,901	235,389	224,984	10,405
Admin. Info. Technology					
Purchased Professional Services	11,050	(400)	10,650	4,050	6,600
Purchased Technical Services	30,534	(8,211)	22,323	18,939	3,384
Miscellaneous Purchased Services	22,000	(4,894)	17,106	17,106	-
Supplies and Materials	7,000	(5,632)	1,368	1,368	-
Total Admin. Info. Technology	70,584	(19,137)	51,447	41,463	9,984
Required Maintenance for School Facilities					
Salaries	65,139	-	65,139	59,527	5,612
Cleaning, Repair and Maintenance Services	251,204	11,900	263,104	47,278	215,826
General Supplies	6,000	(2,382)	3,618	3,011	607
Total Required Maintenance for School Fac.	322,343	9,518	331,861	109,816	222,045
Custodial Services					
Salaries	198,246	(41,008)	157,238	139,887	17,351
Salaries of Non-Instructional Aides	52,976	(40,973)	12,003	10,226	1,777
Purchased, Professional and Technical Services	1,800	-	1,800	1,800	-
Cleaning, Repair and Maintenance Service	14,485	(4,649)	9,836	6,628	3,208
Rental of Land & Bldg. Oth. Than Lease Agreement	401	-	401	-	401
Insurance	84,000	-	84,000	83,786	214
Miscellaneous Purchased Services	1,700	793	2,493	959	1,534
General Supplies	35,900	3,873	39,773	31,757	8,016
Energy (Natural)	33,000	7,000	40,000	25,571	14,429
Energy (Electricity)	51,000	3,649	54,649	49,787	4,862
Other Objects	500	110	610	610	-
Total Custodial Services	474,008	(71,205)	402,803	351,011	51,792
Care and Upkeep of Grounds					
General Supplies	2,100	7,933	10,033	3,739	6,294
Total Care and Upkeep of Grounds	2,100	7,933	10,033	3,739	6,294
Security					
General Supplies	2,000	48,026	50,026	2,411	47,615
Total Security	2,000	48,026	50,026	2,411	47,615
Student Transportation Services					
Salaries for Pupil Transportation					
(Between Home and School) - Regular	45,066	(6,623)	38,443	32,095	6,348
Contracted Serv.-Aid in Lieu of Payments-Non Public	53,156	(103)	53,053	48,728	4,325
Contracted Serv (Other than Bet Home & Sch) - Vendors	14,000	(458)	13,542	8,875	4,667
Contracted Serv. (Reg. Students)-ESCs & CTSA's	450,000	90,970	540,970	522,113	18,857
Contracted Serv. (Spl.Ed.Students)-ESCs & CTSA's	300,000	(89,572)	210,428	196,109	14,319
General Supplies	3,000	103	3,103	1,882	1,221
Other Objects	1,000	5,683	6,683	1,383	5,300
Total Student Transportation Services	866,222	-	866,222	811,185	55,037

**RIVERDALE BOARD OF EDUCATION
GENERAL FUND
BUDGETARY COMPARISON SCHEDULE
FOR THE FISCAL YEAR ENDED JUNE 30, 2024**

	<u>Original Budget</u>	<u>Adjustments</u>	<u>Final Budget</u>	<u>Actual</u>	<u>Variance Final Budget To Actual</u>
EXPENDITURES					
CURRENT EXPENDITURES (Continued)					
Undistributed Expenditures (Continued)					
Unallocated Benefits-Employee Benefits					
Social Security Contributions	\$ 110,000		\$ 110,000	\$ 68,771	\$ 41,229
Other Retirement Contributions - PERS	60,000	\$ 6,218	66,218	66,218	-
Other Retirement Contributions - Regular	13,500	-	13,500	6,023	7,477
Unemployment Compensation	6,000	-	6,000	2,702	3,298
Workmen's Compensation	32,000	-	32,000	31,166	834
Health Benefits	1,010,000	(7,663)	1,002,337	825,292	177,045
Tuition Reimbursement	10,000	-	10,000		10,000
Other Employee Benefits	26,876	1,445	28,321	28,320	1
Total Unallocated Benefits - Employee Benefits	1,268,376	-	1,268,376	1,028,492	239,884
On-behalf TPAF Pension Benefit Contribution (Non-Budget)				974,962	(974,962)
On-behalf TPAF Pension NCGI Premium (Non-Budget)				11,119	(11,119)
On-behalf TPAF Post Retirement Medical Contribution (Non-Budget)				268,375	(268,375)
On-behalf TPAF Long-Term Disability Insurance (Non-Budget)				488	(488)
On-behalf TPAF Social Security Contributions (Non-Budget)	-	-	-	229,763	(229,763)
Total On-Behalf TPAF Benefits (Non-Budgeted)	-	-	-	1,484,707	(1,484,707)
Interest on Maintenance Reserve	200	-	200	-	200
Total Undistributed Expenditures	7,467,998	99,985	7,567,983	7,683,589	(115,606)
Total Expenditures - Current Expenditures	10,551,446	119,950	10,671,396	10,507,702	163,694
CAPITAL OUTLAY					
Equipment					
Instruction - Grades 1-5	20,000	(744)	19,256	19,256	-
Instruction - Grades 6-8	20,000	(744)	19,256	19,256	-
Undistributed Expenditures-Administrative Information					
Technology	23,129	(325)	22,804		22,804
Undistributed Expenditures - Req Maint for School Facilities	25,000	-	25,000		25,000
Undistributed Expenditures - Security		158,187	158,187	117,862	40,325
Undistributed Expenditures - School Buses	-	-	-	-	-
Total Equipment	88,129	156,374	244,503	156,374	88,129
Facilities and Acquisition and Construction Services					
Legal Services	25,000	(25,000)			-
Architect and Engineering Services	45,000	42,977	87,977	10,337	77,640
Construction Services	1,410,000	93,015	1,503,015	86,038	1,416,977
Assessment for Debt Service on SDA Funding	16,125	-	16,125	16,125	-
Total Facilities Acquis. and Const. Services	1,496,125	110,992	1,607,117	112,500	1,494,617

**RIVERDALE BOARD OF EDUCATION
GENERAL FUND
BUDGETARY COMPARISON SCHEDULE
FOR THE FISCAL YEAR ENDED JUNE 30, 2024**

	<u>Original Budget</u>	<u>Adjustments</u>	<u>Final Budget</u>	<u>Actual</u>	<u>Variance Final Budget To Actual</u>
EXPENDITURES					
CAPITAL OUTLAY (CONTINUED)					
Interest to Capital Reserve	\$ 200	-	\$ 200	-	\$ 200
Total Capital Outlay	1,584,454	\$ 267,366	1,851,820	\$ 268,874	1,582,946
Total Expenditures	12,135,900	387,316	12,523,216	10,776,576	1,746,640
Excess (Deficiency) of Revenues Over/(Under) Expenditures	(2,521,260)	(387,316)	(2,908,576)	626,972	3,535,548
Other Financing Sources (Uses)					
Transfer from Capital Projects				699,767	699,767
Transfer to Food Service	-	-	-	(8,793)	(8,793)
Total Other Financing (Uses)	-	-	-	690,974	690,974
Net Change in Fund Balance	(2,521,260)	(387,316)	(2,908,576)	1,317,946	4,226,522
Fund Balance, Beginning of Year	5,306,860	-	5,306,860	5,306,860	-
Fund Balance, End of Year	\$ 2,785,600	\$ (387,316)	\$ 2,398,284	\$ 6,624,806	\$ 4,226,522
Restricted Fund Balance:					
Excess Surplus				\$ 1,334,244	
Excess Surplus - Designated for Subsequent Year's Expenditures				531,170	
Capital Reserve				3,331,106	
Capital Reserve - Designated for Subsequent Year's Expenditures				280,000	
Maintenance Reserve				318,761	
Maintenance Reserve - Designated for Subsequent Year's Expenditures				100,000	
Tuition Reserve				100,000	
Tuition Reserve - Designated for Subsequent Year's Expenditures				100,000	
Unemployment Compensation				19,399	
Committed Fund Balance:					
Year-End Encumbrances				65,829	
Assigned Fund Balance:					
Year-End Encumbrances				157,558	
Unassigned Fund Balance:				286,739	
				6,624,806	
Reconciliation to Governmental Funds Statements (GAAP):					
Less: State Aid Payments Not Recognized on GAAP Basis					
Delayed State Aid Payments			\$ (151,624)	(151,624)	
Fund Balance Per Governmental Funds (GAAP)				\$ 6,473,182	

RIVERDALE BOARD OF EDUCATION
SPECIAL REVENUE FUND
BUDGETARY COMPARISON SCHEDULE
FOR THE FISCAL YEAR ENDED JUNE 30, 2024

	<u>Original Budget</u>	<u>Adjustments</u>	<u>Final Budget</u>	<u>Actual</u>	<u>Variance Final Budget to Actual</u>
REVENUES					
Intergovernmental					
Federal	\$ 116,425	\$ 247,253	\$ 363,678	\$ 306,704	\$ (56,974)
Local	10,000	30,455	40,455	40,455	-
Total Revenues	126,425	277,708	404,133	347,159	(56,974)
EXPENDITURES					
Instruction					
Salaries	38,012	48,798	86,810	72,217	14,593
Purchased Professional/Educational Services		9,250	9,250	6,250	3,000
Tuition	59,470	104,024	163,494	163,494	-
General Supplies	18,943	13,607	32,550	26,560	5,990
Other Objects		7,391	7,391	2,190	5,201
School Sponsored Co-curricular Activities/Athletics	10,000	30,455	40,455	36,988	3,467
Total Instruction	126,425	213,525	339,950	307,699	32,251
Support Services					
Salaries		3,500	3,500	2,800	700
Personnel Services - Employee Benefits		20,212	20,212	-	20,212
Purchased Professional/Educational Services		10,350	10,350	6,158	4,192
Other Purchased Services		3,987	3,987	3,654	333
Travel/Conference		12,957	12,957	12,557	400
General Supplies		12,977	12,977	8,944	4,033
Other Objects	-	200	200	200	-
Total Support Services	-	64,183	64,183	34,313	29,870
Total Expenditures	126,425	277,708	404,133	342,012	62,121
Excess (Deficiency) of Revenues Over/(Under) Expenditures	-	-	-	5,147	5,147
Fund Balances, Beginning of Year	-	-	-	17,400	-
Fund Balances, End of Year	\$ -	\$ -	\$ -	\$ 22,547	\$ -

NOTES TO THE REQUIRED SUPPLEMENTARY INFORMATION - PART II

**RIVERDALE BOARD OF EDUCATION
REQUIRED SUPPLEMENTARY INFORMATION
SCHEDULE OF REVENUES, EXPENDITURES AND CHANGES IN FUND BALANCE
BUDGET AND ACTUAL
NOTES TO THE REQUIRED SUPPLEMENTARY INFORMATION
FOR THE FISCAL YEAR ENDED JUNE 30, 2024**

Formal budgetary integration into the accounting system is employed as a management control device during the year. For governmental funds there are no substantial differences between the budgetary basis of accounting and accounting principles generally accepted in the United States of America, with the exception of the legally mandated revenue recognition of certain state aid payments for budgetary purposes only and the treatment of encumbrances in the special revenue fund as described below. Encumbrance accounting is also employed as an extension of formal budgetary integration of the governmental fund types. Unencumbered appropriations lapse at fiscal year end.

The accounting records of the Special Revenue Fund are maintained on the grant accounting budgetary basis. The grant accounting budgetary basis differs from GAAP in that the grant accounting budgetary basis recognizes encumbrances as expenditures and also recognizes the related revenues, whereas the GAAP basis does not. Sufficient supplemental records are maintained to allow for the presentation of GAAP basis financial reports.

The following presents a reconciliation of the General and Special Revenue Funds from the budgetary basis of accounting as presented in the Budgetary Comparison Schedule - General Fund and Special Revenue Fund to the GAAP basis of accounting as presented in the Statement of Revenues, Expenditures and Changes in Fund Balance - Governmental Funds.

	General Fund	Special Revenue Fund
Sources/inflows of resources		
Actual amounts (budgetary basis) "revenue" from the budgetary comparison schedule	(C-1) \$ 11,403,548	(C-2) \$ 347,159
Difference - Budget to GAAP:		
State Aid payments recognized for budgetary purposes, not recognized for GAAP statements (prior year)	192,565	
State Aid payments recognized for budgetary purposes, not recognized for GAAP statements (current year)	(151,624)	
Grant accounting budgetary basis differs from GAAP in that encumbrances are recognized as expenditures, and the related revenue is recognized.		
Encumbrances, June 30, 2023	-	(4,250)
Encumbrances, June 30, 2024	-	-
Total revenues as reported on the Statement of Revenues, Expenditures and Changes in Fund Balances - Governmental Funds.	(B-2) \$ <u>11,444,489</u>	(B-2) \$ <u>342,909</u>
Uses/outflows of resources		
Actual amounts (budgetary basis) "total outflows" from the budgetary comparison schedule	(C-1) \$ 10,776,576	(C-2) \$ 342,012
Differences - Budget to GAAP		
Encumbrances for supplies and equipment ordered but not received are reported in the year the order is placed for <i>budgetary</i> purposes, but in the year the supplies are received for financial reporting purposes.		
Encumbrances, June 30, 2023	-	(4,250)
Encumbrances, June 30, 2024	-	-
Total expenditures as reported on the Statement of Revenues, Expenditures, and Changes in Fund Balances - Governmental Funds	(B-2) \$ <u>10,776,576</u>	(B-2) \$ <u>337,762</u>

REQUIRED SUPPLEMENTARY INFORMATION - PART III

**PENSION INFORMATION
AND
POST-EMPLOYMENT BENEFITS INFORMATION**

RIVERDALE BOARD OF EDUCATION
REQUIRED SUPPLEMENTARY INFORMATION
SCHEDULE OF THE DISTRICT'S PROPORTIONATE SHARE
OF THE NET PENSION LIABILITY

PUBLIC EMPLOYEES RETIREMENT SYSTEM
Last Ten Fiscal Years *

	<u>2024</u>	<u>2023</u>	<u>2022</u>	<u>2021</u>	<u>2020</u>	<u>2019</u>	<u>2018</u>	<u>2017</u>	<u>2016</u>	<u>2015</u>
District's Proportion of the Net Position Liability (Asset)	0.00495 %	0.00419 %	0.00441 %	0.00480 %	0.00517 %	0.00450 %	0.00456 %	0.00556 %	0.00485 %	0.00526 %
District's Proportionate Share of the Net Pension Liability (Asset)	\$ 717,311	\$ 632,581	\$ 522,358	\$ 782,776	\$ 931,058	\$ 886,058	\$ 1,060,527	\$ 1,647,171	\$ 1,088,127	\$ 984,142
District's Covered Payroll	419,593	350,648	305,980	303,065	330,602	340,186	300,757	276,965	317,879	311,078
District's Proportionate Share of the Net Pension Liability (Asset) as a Percentage of its Covered Payroll	171%	180%	171%	258%	282%	260%	353%	595%	342%	316%
Plan Fiduciary Net Position as a Percentage of the Total Pension Liability	65.23%	62.91%	70.33%	58.32%	56.27%	53.60%	48.10%	40.14%	47.93%	52.08%

* The amounts presented for each fiscal year were determined as of the previous fiscal year end.

RIVERDALE BOARD OF EDUCATION
REQUIRED SUPPLEMENTARY INFORMATION
SCHEDULE OF THE DISTRICT'S CONTRIBUTIONS

PUBLIC EMPLOYEES RETIREMENT SYSTEM
Last Ten Fiscal Years

	<u>2024</u>	<u>2023</u>	<u>2022</u>	<u>2021</u>	<u>2020</u>	<u>2019</u>	<u>2018</u>	<u>2017</u>	<u>2016</u>	<u>2015</u>
Contractually Required Contribution	\$ 66,218	\$ 52,859	\$ 51,639	\$ 52,511	\$ 50,262	\$ 44,762	\$ 42,205	\$ 49,408	\$ 41,674	\$ 43,333
Contributions in Relation to the Contractually Required Contributions	<u>66,218</u>	<u>52,859</u>	<u>51,639</u>	<u>52,511</u>	<u>50,262</u>	<u>44,762</u>	<u>42,205</u>	<u>49,408</u>	<u>41,674</u>	<u>43,333</u>
Contribution Deficiency (Excess)	-	-	-	-	-	-	-	-	-	-
District's Covered Payroll	364,974	419,593	350,648	305,980	303,065	330,602	340,186	300,757	276,965	317,879
Contributions as a Percentage of Covered Payroll	18.14%	12.60%	14.73%	17.16%	16.58%	13.54%	12.41%	16.43%	15.05%	13.63%

RIVERDALE BOARD OF EDUCATION
REQUIRED SUPPLEMENTARY INFORMATION
SCHEDULE OF THE DISTRICT'S PROPORTIONATE SHARE
OF THE NET PENSION LIABILITY

TEACHERS PENSION AND ANNUITY FUND
Last Ten Fiscal Years *

	<u>2024</u>	<u>2023</u>	<u>2022</u>	<u>2021</u>	<u>2020</u>	<u>2019</u>	<u>2018</u>	<u>2017</u>	<u>2016</u>	<u>2015</u>
District's Proportion of the Net Position Liability (Asset)	0.02270 %	0.02095 %	0.02109 %	0.02146 %	0.02146 %	0.02240 %	0.02240 %	0.02240 %	0.02240 %	0.02240 %
District's Proportionate Share of the Net Pension Liability (Asset)	\$0	\$0	\$0	\$0	\$0	\$0	\$0	\$0	\$0	\$0
State's Proportionate Share of the Net Pension Liability (Asset) Associated with the District	<u>11,584,364</u>	<u>10,809,152</u>	<u>10,139,211</u>	<u>14,255,527</u>	<u>13,168,415</u>	<u>12,068,545</u>	<u>13,864,693</u>	<u>15,095,090</u>	<u>14,296,105</u>	<u>11,971,862</u>
Total	\$ 11,584,364	\$ 10,809,152	\$ 10,139,211	\$ 14,255,527	\$ 13,168,415	\$ 12,068,545	\$ 13,864,693	\$ 15,095,090	\$ 14,296,105	\$ 11,971,862
District's Covered Payroll	2,876,639	2,679,255	2,559,121	2,270,209	2,231,537	2,309,943	2,162,491	1,917,997	1,933,044	1,946,722
District's Proportionate Share of the Net Pension Liability (Asset) as a Percentage of its Covered Payroll	0%	0%	0%	0%	0%	0%	0%	0%	0%	0%
Plan Fiduciary Net Position as a Percentage of the Total Pension Liability	34.68%	32.29%	35.52%	24.60%	26.95%	26.49%	25.41%	22.33%	28.71%	33.64%

* The amounts presented for each fiscal year were determined as of the previous fiscal year end.

**RIVERDALE BOARD OF EDUCATION
REQUIRED SUPPLEMENTARY INFORMATION
SCHEDULE OF DISTRICT'S PROPORTIONATE SHARE OF NET PENSION LIABILITY
AND SCHEDULE OF DISTRICT CONTRIBUTIONS
NOTES TO REQUIRED SUPPLEMENTARY INFORMATION
FOR THE FISCAL YEAR ENDED JUNE 30, 2024**

Change of Benefit Terms: None.

Change of Assumptions: Assumptions used in calculating the net pension liability and statutorily required employer contribution are presented in Note 5.

**RIVERDALE BOARD OF EDUCATION
REQUIRED SUPPLEMENTARY INFORMATION
SCHEDULE OF CHANGES IN THE DISTRICT'S PROPORTIONATE SHARE OF
TOTAL OPEB LIABILITY**

Postemployment Health Benefit Plan

Last Seven Fiscal Years*

	2024	2023	2022	2021	2020	2019	2018
Total OPEB Liability							
Service Cost	\$ 451,444	\$ 557,921	\$ 651,805	\$ 369,594	\$ 321,905	\$ 361,346	\$ 438,703
Interest on Total OPEB Liability	312,104	231,747	247,723	246,227	284,325	305,403	261,220
Change in Benefit Terms			(10,164)				
Differences Between Expected and Actual Experience	(429,045)	973,736	(2,004,709)	1,674,366	(874,177)	(801,186)	
Changes of Assumptions	17,862	(2,345,870)	9,421	1,980,858	100,735	(817,590)	(1,091,346)
Gross Benefit Payments	(243,290)	(229,552)	(195,136)	(188,788)	(207,395)	(190,511)	(246,312)
Contribution from the Member	7,998	7,364	6,333	5,722	6,148	6,584	9,070
Net Change in Total OPEB Liability	117,073	(804,654)	(1,294,727)	4,087,979	(368,459)	(1,135,954)	(628,665)
Total OPEB Liability - Beginning	8,744,796	9,549,450	10,844,177	6,756,198	7,124,657	8,260,611	8,889,276
Total OPEB Liability - Ending	\$ 8,861,869	\$ 8,744,796	\$ 9,549,450	\$ 10,844,177	\$ 6,756,198	\$ 7,124,657	\$ 8,260,611
 District's Proportionate Share of OPEB Liability	 \$ -	 \$ -	 \$ -	 \$ -	 \$ -	 \$ -	 \$ -
State's Proportionate Share of OPEB Liability	8,861,869	8,744,796	9,549,450	10,844,177	6,756,198	7,124,657	8,260,611
Total OPEB Liability - Ending	\$ 8,861,869	\$ 8,744,796	\$ 9,549,450	\$ 10,844,177	\$ 6,756,198	\$ 7,124,657	\$ 8,260,611
 District's Covered Payroll	 \$ 3,296,232	 \$ 3,029,903	 \$ 2,865,101	 \$ 2,573,274	 \$ 2,562,139	 \$ 2,650,129	 \$ 2,463,248
 District's Proportionate Share of the Total OPEB Liability as a Percentage of its Covered Payroll	 0%	 0%	 0%	 0%	 0%	 0%	 0%

Note: No assets are accumulated in a trust that meets the criteria in paragraph 4 of GASB 75.

*The amounts presented for each fiscal year were determined as of the previous fiscal year end.

This schedule is presented to illustrate the requirement to show information for 10 years in accordance with GASB Statement No. 75. However, until a full 10-year trend is compiled, the District will only present information for those years for which information is available.

**RIVERDALE BOARD OF EDUCATION
REQUIRED SUPPLEMENTARY INFORMATION
SCHEDULE OF CHANGES IN THE DISTRICT'S PROPORTIONATE SHARE OF THE OPEB LIABILITY
AND SCHEDULE OF DISTRICT PROPORTIONATE SHARE OF THE OPEB LIABILITY
NOTES TO REQUIRED SUPPLEMENTARY INFORMATION
FOR THE FISCAL YEAR ENDED JUNE 30, 2024**

Changes in Benefit Terms:

None.

Changes of Assumptions

Assumptions used in calculating the OPEB liability
are presented in Note 5.

SCHOOL LEVEL SCHEDULES

(General Fund)

NOT APPLICABLE

SPECIAL REVENUE FUND

**RIVERDALE BOARD OF EDUCATION
SPECIAL REVENUE FUND
COMBINING SCHEDULE OF PROGRAM REVENUES AND EXPENDITURES - BUDGETARY BASIS
FOR THE FISCAL YEAR ENDED JUNE 30, 2024**

	IDEA Part B Basic	IDEA Part B Preschool	NCLB Title I	NCLB Title II-A	NCLB Title III	NCLB Title IV	Total Page 2	Total 2024
REVENUES								
Intergovernmental								
Federal	\$ 74,257	\$ 3,435	\$ 28,210	\$ 8,853	\$ 1,983	\$ 9,344	\$ 180,622	\$ 306,704
Local	-	-	-	-	-	-	40,455	40,455
Total Revenues	<u>74,257</u>	<u>3,435</u>	<u>28,210</u>	<u>8,853</u>	<u>1,983</u>	<u>9,344</u>	<u>221,077</u>	<u>347,159</u>
EXPENDITURES								
Instruction								
Salaries for Instruction			28,210				44,007	72,217
Purchased Professional/Educational Services							6,250	6,250
Tuition	74,257	3,435					85,802	163,494
General Supplies					1,983	3,500	21,077	26,560
Other Objects						2,190	-	2,190
Co-curricular Student Activities/Athletics	-	-	-	-	-	-	36,988	36,988
Total Instruction	<u>74,257</u>	<u>3,435</u>	<u>28,210</u>	<u>-</u>	<u>1,983</u>	<u>5,690</u>	<u>194,124</u>	<u>307,699</u>
Support Services								
Salaries							2,800	2,800
Purchased Professional/Educational Services							6,158	6,158
Other Purchased Services						3,654	-	3,654
Travel/Conference							12,557	12,557
General Supplies				8,853			91	8,944
Other Objects	-	-	-	-	-	-	200	200
Total Support Services	<u>-</u>	<u>-</u>	<u>-</u>	<u>8,853</u>	<u>-</u>	<u>3,654</u>	<u>21,806</u>	<u>34,313</u>
Capital Outlay- Instructional Equipment	-	-	-	-	-	-	-	-
Total Expenditures	<u>74,257</u>	<u>3,435</u>	<u>28,210</u>	<u>8,853</u>	<u>1,983</u>	<u>9,344</u>	<u>215,930</u>	<u>342,012</u>
Net Change in Fund Balance	<u>-</u>	<u>-</u>	<u>-</u>	<u>-</u>	<u>-</u>	<u>-</u>	<u>5,147</u>	<u>5,147</u>
Fund Balance, July 1	<u>-</u>	<u>-</u>	<u>-</u>	<u>-</u>	<u>-</u>	<u>-</u>	<u>17,400</u>	<u>17,400</u>
Fund Balance, June 30	<u>\$ -</u>	<u>\$ -</u>	<u>\$ -</u>	<u>\$ -</u>	<u>\$ -</u>	<u>\$ -</u>	<u>\$ 22,547</u>	<u>\$ 22,547</u>

RIVERDALE BOARD OF EDUCATION
SPECIAL REVENUE FUND
COMBINING SCHEDULE OF PROGRAM REVENUES AND EXPENDITURES - BUDGETARY BASIS
FOR THE FISCAL YEAR ENDED JUNE 30, 2024

	CRRSA		ARP					Student	
	Learning Accel.	Mental Health	ESSER III	Accel. Learning	Comp. Beyond	Mental Health	ACSERS	Athletics/ Activities	Total Page 2
REVENUES									
Intergovernmental									
Federal	\$ 870	\$ 1,691	\$ 50,662	\$ 24,825	\$ 16,714	\$ 58	\$ 85,802		\$ 180,622
Local	-	-	-	-	-	-	-	\$ 40,455	40,455
Total Revenues	870	1,691	50,662	24,825	16,714	58	85,802	40,455	221,077
EXPENDITURES									
Instruction									
Salaries for Instruction			42,187		1,820				44,007
Purchased Professional/Educational Services				3,250	3,000				6,250
Tuition							85,802		85,802
General Supplies	870		5,675	5,739	8,793				21,077
Other Objects									-
Co-curricular Student Activities/Athletics	-	-	-	-	1,680	-	-	35,308	36,988
Total Instruction	870	-	47,862	8,989	15,293	-	85,802	35,308	194,124
Support Services									
Salaries			2,800						2,800
Personnel Services - Employee Benefits									-
Purchased Professional/Educational Services		1,600		4,500		58			6,158
Other Purchased Services									-
Travel/Conference				11,136	1,421				12,557
General Supplies	-	91					-	-	91
Other Objects	-	-	-	200	-	-	-	-	200
Total Support Services	-	1,691	2,800	15,836	1,421	58	-	-	21,806
Capital Outlay- Instructional Equipment	-	-	-	-	-	-	-	-	-
Total Expenditures	870	1,691	50,662	24,825	16,714	58	85,802	35,308	215,930
Net Change in Fund Balance	-	-	-	-	-	-	-	5,147	5,147
Fund Balance, July 1	-	-	-	-	-	-	-	17,400	17,400
Fund Balance, June 30	\$ -	\$ -	\$ -	\$ -	\$ -	\$ -	\$ -	\$ 22,547	\$ 22,547

CAPITAL PROJECTS FUND

**RIVERDALE BOARD OF EDUCATION
CAPITAL PROJECTS FUND
SUMMARY SCHEDULE OF PROJECT EXPENDITURES
FOR THE FISCAL YEAR ENDED JUNE 30, 2024**

	<u>Original Amount Authorized</u>	<u>Expenditures to Date</u> <u>Prior Years</u>	<u>Current Year</u>	<u>Balance June 30, 2024</u>
2023 School Bond Referendum - Various School Improvements, Upgrades, and Renovations	\$ 18,921,796	\$ 35,000	\$ 1,065,141	\$ 17,821,655
	<u>\$ 18,921,796</u>	<u>\$ 35,000</u>	<u>\$ 1,065,141</u>	<u>\$ 17,821,655</u>

Reconciliation to GAAP Basis

Project Balance, June 30, 2024	\$ 17,821,655
Less: Bonds Authorizations Not Issued	<u>796</u>
Fund Balance, June 30, 2024 - GAAP Basis	<u>\$ 17,820,859</u>

Recapitulation of Fund Balance

Restricted for Capital Projects	
Year-End Encumbrances	\$ 3,102,182
Available for Capital Projects	<u>14,718,677</u>
Fund Balance, GAAP Basis	<u>\$ 17,820,859</u>

**RIVERDALE BOARD OF EDUCATION
CAPITAL PROJECTS FUND
SUMMARY SCHEDULE OF REVENUES, EXPENDITURES AND
CHANGES IN FUND BALANCE - BUDGETARY BASIS
FOR THE FISCAL YEAR ENDED JUNE 30, 2024**

Revenues and Other Financing Sources

Revenues

Interest on Investments	\$ 699,768
-------------------------	------------

Other Financing Sources

Serial Bond Proceeds	18,921,000
----------------------	------------

Total Revenues and Other Financing Sources	\$ 19,620,768
--------------------------------------------	---------------

Expenditures and Other Financing Uses

Expenditures:

Architect and Engineering Services	\$ 468,072
------------------------------------	------------

Legal and Professional Services	40,170
---------------------------------	--------

Other Professional and Technical Services	105,958
-------------------------------------------	---------

Construction Services	450,941
-----------------------	---------

Other Financing Uses:

Transfers to General Fund	699,768
---------------------------	---------

Total Expenditures and Other Financing Uses	1,764,909
---------------------------------------------	-----------

Excess (Deficiency) of Revenues and Other Financing Sources Over (Under)

Expenditures and Other Financing Uses	17,855,859
---------------------------------------	------------

Fund Balance, July 1, 2023	(35,000)
----------------------------	----------

Fund Balance, June 30, 2024	\$ 17,820,859
-----------------------------	---------------

Reconciliation to Governmental Funds Statements (GAAP Basis):

Fund Balance (Budgetary Basis)	\$ 17,820,859
--------------------------------	---------------

Fund Balance Per Governmental Funds (GAAP Basis)	\$ 17,820,859
--------------------------------------------------	---------------

**RIVERDALE BOARD OF EDUCATION
CAPITAL PROJECTS FUND
SCHEDULE OF PROJECT REVENUES, EXPENDITURES, PROJECT BALANCE
AND PROJECT STATUS - BUDGETARY BASIS
2023 SCHOOL BOND REFERENDUM - VARIOUS SCHOOL IMPROVEMENTS, UPGRADES, AND RENOVATIONS
FROM INCEPTION THROUGH THE FISCAL YEAR ENDED JUNE 30, 2024**

	<u>Prior Periods</u>	<u>Current Year</u>	<u>Totals</u>	<u>Revised Authorized Cost</u>
Revenues and Other Financing Sources				
Other Financing Sources				
Serial Bond Proceeds	<u>-</u>	<u>\$ 18,921,000</u>	<u>\$ 18,921,000</u>	<u>\$ 18,921,796</u>
Total Revenues and Other Financing Sources	<u>-</u>	<u>18,921,000</u>	<u>18,921,000</u>	<u>18,921,796</u>
Expenditures and Other Financing Uses				
Architect and Engineering Services		468,072	468,072	1,844,369
Legal and Professional Services		40,170	40,170	47,152
Other Professional and Technical Services		105,958	105,958	151,000
Construction Services	<u>\$ 35,000</u>	<u>450,941</u>	<u>485,941</u>	<u>16,879,275</u>
Total Expenditures and Other Financing Uses	<u>35,000</u>	<u>1,065,141</u>	<u>1,100,141</u>	<u>18,921,796</u>
Excess of Revenues Over Expenditures	<u>\$ (35,000)</u>	<u>\$ 17,855,859</u>	<u>\$ 17,820,859</u>	<u>\$ -</u>
Additional Project Information:				
Bond Authorization Date	7/15/2023			
Bonds Authorized	\$ 18,921,000			
Bonds Issued	\$ 18,921,000			
Original Authorized Cost	\$ 18,921,796			
Additional Authorized Cost/(Cancelled)	\$ -			
Revised Authorized Cost	\$ 18,921,796			
Percentage Increase Over Original				
Authorized Cost	0.00%			
Percentage Completion	5.81%			
Original Target Completion Date	September 30, 2027			
Revised Target Completion Date	September 30, 2027			

PROPRIETARY FUNDS

EXHIBIT G-1

**RIVERDALE BOARD OF EDUCATION
ENTERPRISE FUND
COMBINING STATEMENT OF NET POSITION
AS OF JUNE 30, 2024**

FINANCIAL STATEMENTS ARE PRESENTED ON EXHIBIT B-4

EXHIBIT G-2

**COMBINING STATEMENT OF REVENUES, EXPENSES AND
CHANGES IN NET POSITION
FOR THE FISCAL YEAR ENDED JUNE 30, 2024**

FINANCIAL STATEMENTS ARE PRESENTED ON EXHIBIT B-5

EXHIBIT G-3

**COMBINING STATEMENT OF CASH FLOWS
FOR THE FISCAL YEAR ENDED JUNE 30, 2024**

FINANCIAL STATEMENTS ARE PRESENTED ON EXHIBIT B-6

FIDUCIARY FUNDS

NOT APPLICABLE

LONG-TERM DEBT

**RIVERDALE BOARD OF EDUCATION
LONG-TERM DEBT
SCHEDULE OF SERIAL BONDS
FOR THE FISCAL YEAR ENDED JUNE 30, 2024**

<u>Issue</u>	<u>Date of Issue</u>	<u>Amount of Issue</u>	<u>Annual Maturities</u>		<u>Interest Rate</u>	<u>Balance, July 1, 2023</u>	<u>Issued</u>	<u>Retired</u>	<u>Balance, June 30, 2024</u>
			<u>Date</u>	<u>Amount</u>					
School Referendum Bonds, 2023	7/18/2023	\$ 18,921,000	7/15/2025	\$ 501,000	3.50%				
			7/15/2026	520,000	3.50%				
			7/15/2027	540,000	3.50%				
			7/15/2028	565,000	3.50%				
			7/15/2029	585,000	3.50%				
			7/15/2030	610,000	3.50%				
			7/15/2031	635,000	3.50%				
			7/15/2032	660,000	3.50%				
			7/15/2033	690,000	3.50%				
			7/15/2034	715,000	3.50%				
			7/15/2035	745,000	3.50%				
			7/15/2036	780,000	3.50%				
			7/15/2037	810,000	3.50%				
			7/15/2038	840,000	3.50%				
			7/15/2039	875,000	4.00%				
			7/15/2040	910,000	4.00%				
			7/15/2041	950,000	4.00%				
			7/15/2042	990,000	4.00%				
			7/15/2043	1,000,000	4.00%				
			7/15/2044	1,000,000	4.00%				
			7/15/2045	1,000,000	4.00%				
			7/15/2046	1,000,000	4.00%				
			7/15/2047	1,000,000	4.00%				
			7/15/2048	1,000,000	4.00%				
						-	\$ 18,921,000	-	\$ 18,921,000
						-	\$ 18,921,000	-	\$ 18,921,000

**RIVERDALE BOARD OF EDUCATION
LONG-TERM DEBT
SCHEDULE OF CAPITAL FINANCING AGREEMENTS, OTHER FINANCING AGREEMENTS
AND LOANS PAYABLE
FOR THE FISCAL YEAR ENDED JUNE 30, 2024**

NOT APPLICABLE

**RIVERDALE BOARD OF EDUCATION
LONG TERM DEBT
DEBT SERVICE FUND
BUDGETARY COMPARISON SCHEDULE
FOR THE FISCAL YEAR ENDED JUNE 30, 2024**

NOT APPLICABLE

STATISTICAL SECTION

This part of the Riverdale Board of Education's annual comprehensive financial report presents detailed information as a context for understanding what the information in the financial statements, note disclosures, and required supplementary information says about the government's overall financial health.

Contents

Exhibits

Financial Trends

These schedules contain trend information to help the reader understand how the government's financial performance and well-being have changed over time.

J-1 to J-5

Revenue Capacity

These schedules contain information to help the reader assess the government's most significant local revenue source, the property tax.

J-6 to J-9

Debt Capacity

These schedules present information to help the reader assess the affordability of the government's current levels of outstanding debt and the government's ability to issue additional debt in the future.

J-10 to J-13

Demographic and Economic Information

These schedules offer demographic and economic indicators to help the reader understand the environment within which the government's financial activities take place.

J-14 and J-15

Operating Information

These schedules contain service and infrastructure data to help the reader understand how the information in the government's financial report relates to the services the government provides and the activities it performs. J-16 to J-20

Sources: Unless otherwise noted, the information in these schedules is derived from the annual comprehensive financial reports for the relevant year.

RIVERDALE BOARD OF EDUCATION
NET POSITION BY COMPONENT
LAST TEN FISCAL YEARS
(Unaudited)
(accrual basis of accounting)

	Fiscal Year Ended June 30,									
	2015	2016	2017	2018	2019	2020 (Restated)	2021	2022	2023	2024
Governmental activities										
Invested in capital assets, net of related debt	\$ 4,612,005	\$ 4,423,483	\$ 4,264,764	\$ 4,107,541	\$ 4,003,970	\$ 4,254,317	\$ 4,311,658	\$ 4,102,005	\$ 4,444,711	\$ 4,345,729
Restricted	962,172	875,956	1,115,415	1,196,492	1,528,761	1,829,495	1,822,343	2,275,477	3,237,890	4,271,813
Unrestricted	(230,720)	(418,641)	(544,985)	(355,176)	(46,563)	91,415	815,123	1,281,207	984,566	733,814
Total governmental activities net position	<u>\$ 5,343,457</u>	<u>\$ 4,880,798</u>	<u>\$ 4,835,194</u>	<u>\$ 4,948,857</u>	<u>\$ 5,486,168</u>	<u>\$ 6,175,226</u>	<u>\$ 6,949,124</u>	<u>\$ 7,658,689</u>	<u>\$ 8,667,167</u>	<u>\$ 9,351,356</u>
Business-type activities										
Invested in capital assets, net of related debt	\$ 7,879	\$ 9,119	\$ 12,773	\$ 26,671	\$ 23,177	\$ 19,683	\$ 19,366	\$ 15,519	\$ 36,735	\$ 30,601
Restricted										
Unrestricted	20,198	21,188	30,752	26,963	41,279	41,157	44,672	98,426	103,493	105,329
Total business-type activities net position	<u>\$ 28,077</u>	<u>\$ 30,307</u>	<u>\$ 43,525</u>	<u>\$ 53,634</u>	<u>\$ 64,456</u>	<u>\$ 60,840</u>	<u>\$ 64,038</u>	<u>\$ 113,945</u>	<u>\$ 140,228</u>	<u>\$ 135,930</u>
District-wide										
Invested in capital assets, net of related debt	\$ 4,619,884	\$ 4,432,602	\$ 4,277,537	\$ 4,134,212	\$ 4,027,147	\$ 4,274,000	\$ 4,331,024	\$ 4,117,524	\$ 4,481,446	\$ 4,376,330
Restricted	962,172	875,956	1,115,415	1,196,492	1,528,761	1,829,495	1,822,343	2,275,477	3,237,890	4,271,813
Unrestricted	(210,522)	(397,453)	(514,233)	(328,213)	(5,284)	132,572	859,795	1,379,633	1,088,059	839,143
Total district net position	<u>\$ 5,371,534</u>	<u>\$ 4,911,105</u>	<u>\$ 4,878,719</u>	<u>\$ 5,002,491</u>	<u>\$ 5,550,624</u>	<u>\$ 6,236,066</u>	<u>\$ 7,013,162</u>	<u>\$ 7,772,634</u>	<u>\$ 8,807,395</u>	<u>\$ 9,487,286</u>

*2020 has been restated for the implementation of GASB 84

RIVERDALE BOARD OF EDUCATION
CHANGES IN NET POSITION
LAST TEN FISCAL YEARS
(Unaudited)
(accrual basis of accounting)

	Fiscal Year Ended June 30,									
	2015	2016	2017	2018	2019	2020	2021	2022	2023	2024
Expenses										
Governmental activities										
Instruction										
Regular	\$ 4,288,907	\$ 4,269,838	\$ 4,334,901	\$ 4,509,295	\$ 4,521,420	\$ 4,669,037	\$ 5,020,922	\$ 4,775,503	\$ 4,608,458	\$ 4,774,297
Special education	1,747,281	2,094,539	2,286,141	2,268,424	1,658,179	1,517,097	1,546,878	1,663,581	1,986,969	1,710,579
Other instruction	133,987	118,468	140,511	240,515	234,222	225,973	339,346	363,714	213,120	179,192
School Sponsored Activities and Athletics	55,775	58,279	64,221	73,906	75,986	60,025	58,174	171,681	92,291	89,756
Support Services:										
Student & instruction related services	841,953	933,331	939,725	883,134	925,990	907,595	1,030,573	783,148	951,395	1,257,913
School Administrative services	197,204	170,633	193,458	196,383	185,298	219,987	185,543	165,922	162,225	200,216
General administration	346,971	392,220	461,031	418,131	409,472	404,440	356,549	379,765	387,824	401,631
Central Services	181,511	214,617	222,078	261,622	268,329	285,157	270,659	262,692	234,514	321,397
Plant operations and maintenance	626,950	678,014	756,127	731,890	704,819	731,324	685,842	865,570	739,963	819,377
Pupil transportation	525,741	530,445	531,828	541,819	435,676	472,470	489,725	582,051	790,842	823,522
Interest on long-term debt	1,561	1,101	3,525	3,441	3,338	2,014	1,125	379	-	675,564
Total governmental activities expenses	8,947,841	9,461,485	9,933,546	10,128,560	9,422,729	9,495,119	9,985,336	10,014,006	10,167,601	11,253,444
Business-type activities:										
Food Service	77,995	93,542	94,851	104,886	108,482	92,770	60,510	194,100	147,270	138,561
Technology Initiative	-	-	-	992	1,515	975	4,505	8,444	7,328	7,512
Total business-type activities expense	77,995	93,542	94,851	105,878	109,997	93,745	65,015	202,544	154,598	146,073
Total district expenses	\$ 9,025,836	\$ 9,555,027	\$ 10,028,397	\$ 10,234,438	\$ 9,532,726	\$ 9,588,864	\$ 10,050,351	\$ 10,216,550	\$ 10,322,199	\$ 11,399,517
Program Revenues										
Governmental activities:										
Charges for Services	\$ 99,986	\$ 37,480	\$ 58,848	\$ 45,000	\$ 27,000	\$ 22,575	\$ 24,794	\$ 113,465	\$ 71,501	\$ 94,275
Operating grants and contributions	1,445,832	1,654,938	2,009,248	2,265,596	1,852,760	1,811,383	2,273,123	2,037,435	2,017,456	1,989,682
Capital grants and contributions	-	-	-	-	-	53,094	-	-	355,283	-
Total governmental activities program revenues	1,545,818	1,692,418	2,068,096	2,310,596	1,879,760	1,887,052	2,297,917	2,150,900	2,444,240	2,083,957
Business-type activities:										
Charges for services										
Food service	\$ 53,568	\$ 58,686	\$ 70,268	\$ 74,572	\$ 73,900	\$ 45,229	\$ 5,435	\$ 3,086	\$ 76,878	\$ 52,066
Technology Initiative	-	-	-	1,212	2,675	3,029	10,604	9,927	11,786	10,956
Operating grants and contributions	30,463	37,048	37,752	40,158	44,103	41,867	52,162	239,422	92,195	64,980
Total business type activities program revenues	84,031	95,734	108,020	115,942	120,678	90,125	68,201	252,435	180,859	128,002
Total district program revenues	\$ 1,629,849	\$ 1,788,152	\$ 2,176,116	\$ 2,426,538	\$ 2,000,438	\$ 1,977,177	\$ 2,366,118	\$ 2,403,335	\$ 2,625,099	\$ 2,211,959
Net (Expense)/Revenue										
Governmental activities	\$ (7,402,023)	\$ (7,769,067)	\$ (7,865,450)	\$ (7,817,964)	\$ (7,542,969)	\$ (7,608,067)	\$ (7,687,419)	\$ (7,863,106)	\$ (7,723,361)	\$ (9,169,487)
Business-type activities	6,036	2,192	13,169	10,064	10,681	(3,620)	3,186	49,891	26,261	(18,071)
Total district-wide net expense	\$ (7,395,987)	\$ (7,766,875)	\$ (7,852,281)	\$ (7,807,900)	\$ (7,532,288)	\$ (7,611,687)	\$ (7,684,233)	\$ (7,813,215)	\$ (7,697,100)	\$ (9,187,558)
General Revenues and Other Changes in Net Position										
Governmental activities:										
Property taxes levied for general purposes, net	\$ 7,144,612	\$ 7,280,360	\$ 7,761,669	\$ 7,916,902	\$ 8,075,240	\$ 8,227,378	\$ 8,391,926	\$ 8,559,765	\$ 8,717,867	\$ 8,892,660
Unrestricted state & federal aid	4,016	4,430	8,671	9,106	857	-	-	-	-	-
Investment earnings	-	-	-	-	-	-	-	-	-	-
Miscellaneous income	24,731	21,618	49,506	5,619	4,183	9,175	69,391	12,906	13,972	969,809
Transfers	-	-	-	-	-	-	-	-	-	(8,793)
Total governmental activities	7,173,359	7,306,408	7,819,846	7,931,627	8,080,280	8,236,553	8,461,317	8,572,671	8,731,839	9,853,676
Business-type activities:										
Miscellaneous Income/Transfers	29	38	49	45	141	4	12	16	22	13,773
Total business-type activities	29	38	49	45	141	4	12	16	22	13,773
Total district-wide	\$ 7,173,388	\$ 7,306,446	\$ 7,819,895	\$ 7,931,672	\$ 8,080,421	\$ 8,236,557	\$ 8,461,329	\$ 8,572,687	\$ 8,731,861	\$ 9,867,449
Change in Net Position										
Governmental activities	\$ (228,664)	\$ (462,659)	\$ (45,604)	\$ 113,663	\$ 537,311	\$ 628,486	\$ 773,898	\$ 709,565	\$ 1,008,478	\$ 684,189
Business-type activities	6,065	2,230	13,218	10,109	10,822	(3,616)	3,198	49,907	26,283	(4,298)
Total district	\$ (222,599)	\$ (460,429)	\$ (32,386)	\$ 123,772	\$ 548,133	\$ 624,870	\$ 777,096	\$ 759,472	\$ 1,034,761	\$ 679,891

RIVERDALE BOARD OF EDUCATION
FUND BALANCES - GOVERNMENTAL FUNDS
LAST TEN FISCAL YEARS
(Unaudited)
(modified accrual basis of accounting)

	Fiscal Year Ended June 30,									
	2015	2016	2017	2018	2019	2020	2021	2022	2023	2024
General Fund										
Restricted	\$ 1,448,630	\$ 1,294,524	\$ 1,491,892	\$ 1,788,344	\$ 2,320,427	\$ 2,472,931	\$ 3,329,765	\$ 3,995,148	\$ 4,403,085	\$ 6,114,680
Committed		16,305	15,290					179,104	228,854	65,829
Assigned	25,887	5,751	80,935	57,216	164,252	396,255	236,039	149,310	343,297	157,558
Unassigned	230,248	148,355	148,532	149,920	143,431	215,399	223,894	234,218	139,059	135,115
Total general fund	<u>\$ 1,704,765</u>	<u>\$ 1,464,935</u>	<u>\$ 1,736,649</u>	<u>\$ 1,995,480</u>	<u>\$ 2,628,110</u>	<u>\$ 3,084,585</u>	<u>\$ 3,789,698</u>	<u>\$ 4,557,780</u>	<u>\$ 5,114,295</u>	<u>\$ 6,473,182</u>
All Other Governmental Funds										
Reserved/Restricted	\$ 14,546	\$ 14,546					\$ 17,894	\$ 15,879	\$ (17,600)	\$ 17,843,406
Unreserved	-	-	-	-	-	-	-	-	-	-
Total all other governmental funds	<u>\$ 14,546</u>	<u>\$ 14,546</u>	<u>\$ -</u>	<u>\$ -</u>	<u>\$ -</u>	<u>\$ -</u>	<u>\$ 17,894</u>	<u>\$ 15,879</u>	<u>\$ (17,600)</u>	<u>\$ 17,843,406</u>

RIVERDALE BOARD OF EDUCATION
CHANGES IN FUND BALANCES - GOVERNMENTAL FUNDS
LAST TEN FISCAL YEARS
(Unaudited)
(modified accrual basis of accounting)

	Fiscal Year Ended June 30.									
	2015	2016	2017	2018	2019	2020	2021	2022	2023	2024
Revenues										
Tax levy	\$ 7,144,612	\$ 7,280,360	\$ 7,761,669	\$ 7,916,902	\$ 8,075,240	\$ 8,227,378	\$ 8,391,926	\$ 8,559,765	\$ 8,717,867	\$ 8,892,660
Interest earnings	3,876	3,249	3,403	4,106	4,183	5,271	5,879	7,249	8,365	950,297
Tuition	99,986	37,480	58,848	45,000	27,000	22,575	12,000	82,970	37,718	53,820
Miscellaneous	20,855	22,211	52,600	6,137	1,805	5,379	76,306	36,152	37,126	59,967
State sources	814,670	835,559	989,812	1,103,307	1,240,293	1,309,730	1,386,614	1,839,450	2,090,506	2,227,967
Federal sources	113,265	100,694	118,724	91,729	145,703	127,327	163,302	327,975	694,957	302,454
Total revenue	8,197,264	8,279,553	8,985,056	9,167,181	9,494,224	9,697,660	10,036,027	10,853,561	11,586,539	12,487,165
Expenditures										
Instruction										
Regular Instruction	3,893,919	3,766,221	3,747,118	3,887,200	4,222,775	4,370,293	4,606,739	4,913,779	4,896,983	5,172,724
Special education instruction	1,671,679	1,971,182	2,090,704	2,058,108	1,573,130	1,446,178	1,421,292	1,715,710	2,102,703	1,767,057
Other instruction	118,205	96,625	113,113	191,928	206,137	209,870	296,258	382,895	226,248	205,813
School sponsored activities and athletics	55,775	58,279	64,221	68,947	74,574	59,319	56,683	172,183	93,896	90,161
Support Services:										
Student & inst. related services	807,908	878,262	859,323	778,896	880,933	869,284	941,435	801,095	993,500	1,328,109
General administration	338,919	370,315	394,872	406,631	416,166	383,462	351,703	381,010	395,175	399,925
School administrative services	170,260	141,232	157,995	160,490	170,230	172,557	173,926	172,234	177,441	199,968
Central services	181,511	214,617	222,078	241,715	261,983	281,204	227,625	197,316	198,258	274,748
Plant operations and maintenance	429,792	481,615	504,485	520,820	505,523	533,365	464,053	551,035	542,306	579,466
Pupil transportation	525,741	530,445	531,828	538,978	434,736	471,910	486,777	582,896	793,993	823,875
Administration Technology							30,307	68,158	38,139	41,463
Capital outlay	9,045	38,592	170,087	19,645	80,415	416,282	289,334	130,702	604,861	1,296,170
Debt service:										
Principal	9,028	9,489	31,041	31,551	31,654	25,447	26,336	18,102	-	-
Interest and other charges	1,561	1,101	3,525	3,441	3,338	2,014	1,125	379	-	-
Total expenditures	8,213,343	8,557,975	8,890,390	8,908,350	8,861,594	9,241,185	9,373,593	10,087,494	11,063,503	12,179,479
Excess (Deficiency) of revenues over (under) expenditures	(16,079)	(278,422)	94,666	258,831	632,630	456,475	662,434	766,067	523,036	307,686
Other Financing sources (uses)										
Transfers in			14,546						33	699,767
Transfers out			(14,546)						(33)	(708,560)
Capital Lease Proceeds			162,502							
Bond Proceeds										18,921,000
Total other financing sources (uses)	-	-	162,502	-	-	-	-	-	-	18,912,207
Net change in fund balances	\$ (16,079)	\$ (278,422)	\$ 257,168	\$ 258,831	\$ 632,630	\$ 456,475	\$ 662,434	\$ 766,067	\$ 523,036	\$ 19,219,893
Debt service as a percentage of noncapital expenditures	0.13%	0.12%	0.40%	0.39%	0.40%	0.31%	0.30%	0.19%	0.00%	0.00%

* Noncapital expenditures are total expenditures less capital outlay.

EXHIBIT J-5

**RIVERDALE BOARD OF EDUCATION
GENERAL FUND OTHER LOCAL REVENUES BY SOURCE*
LAST TEN FISCAL YEARS
(Unaudited)**

<u>Fiscal Year Ended June 30</u>	<u>Tuition</u>	<u>Other</u>	<u>Interest</u>	<u>Total</u>
2024	\$ 53,820	\$ 19,512	\$ 250,530	\$ 323,862
2023	37,718	3,343	8,332	49,393
2022	82,970	3,810	7,249	94,029
2021	12,000	51,512	5,879	69,391
2020	22,575	3,904	5,271	31,750
2019	27,000	-	4,183	31,183
2018	45,000	1,513	4,106	50,619
2017	58,848	46,103	3,403	108,354
2016	37,480	18,369	3,249	59,098
2015	99,986	20,855	3,876	124,717

* Source: School District's Financial Statements

RIVERDALE BOARD OF EDUCATION
ASSESSED VALUE AND ACTUAL VALUE OF TAXABLE PROPERTY
LAST TEN YEARS
(Unaudited)

Fiscal Year Ended June 30,	Vacant Land	Residential	Farm Reg.	Qfarm	Commercial	Industrial	Apartment	Total Assessed Value	Public Utilities	Net Valuation Taxable	Estimated Actual (County Equalized) Value	Total Direct School Tax Rate *
2015	18,334,400	481,688,400	465,400	5,600	205,831,900	41,226,600	40,794,000	788,346,300	7,245,200	795,591,500	856,801,548	0.904
2016	18,192,800	471,545,300	465,400	5,600	192,456,200	41,226,600	40,794,000	764,685,900	7,245,200	771,931,100	836,741,274	0.969
2017	18,553,400	478,727,300	465,400	5,600	190,231,300	41,234,100	40,792,600	770,009,700	7,245,200	777,254,900	876,544,767	1.006
2018	20,161,900	523,199,500	502,200	4,300	210,538,000	45,123,700	46,132,400	845,662,000	7,255,500	852,917,500	943,477,908	0.935
* 2019	20,005,700	536,368,900	516,200	4,300	214,503,600	45,954,500	47,180,800	864,534,000	7,255,500	871,789,500	934,293,752	0.941
2020	20,069,400	535,770,700	525,100	4,300	213,142,800	46,009,800	47,237,200	862,759,300	7,255,500	870,014,800	940,169,968	0.962
2021	19,265,300	556,176,800	535,200	4,300	215,169,400	47,999,400	48,199,800	887,350,200	5,313,532	892,663,732	942,558,776	0.929
2022	19,158,400	579,767,700	1,567,700	4,700	212,131,200	50,490,800	55,949,300	919,069,800	5,127,574	924,197,374	990,603,639	0.933
2023	19,087,100	618,605,900	1,632,400	4,700	222,125,200	55,228,500	51,918,500	968,602,300	5,411,425	974,013,725	1,051,284,078	0.911
2024	19,551,800	656,629,900	1,684,600	4,700	226,900,300	58,264,700	54,394,800	1,017,430,800	5,454,825	1,022,885,625	1,039,446,547	0.944

Source: County Abstract of Ratables

* Tax rates are per \$100

* The Borough underwent a revaluation effective for the calendar year 2018.

**RIVERDALE BOARD OF EDUCATION
PROPERTY TAX RATES
PER \$100 OF ASSESSED VALUATION
LAST TEN YEARS
(Unaudited)**

<u>Calendar Year</u>	<u>Total</u>	<u>Local School District</u>	<u>Municipality</u>	<u>County</u>
2024	\$1.826	\$0.944	\$0.631	\$0.251
2023	1.825	0.911	0.645	0.269
2022	1.870	0.933	0.661	0.276
2021	1.873	0.929	0.669	0.275
2020	1.907	0.962	0.681	0.264
2019	1.883	0.941	0.660	0.282
*2018	1.883	0.935	0.661	0.287
2017	2.019	1.006	0.721	0.292
2016	1.960	0.969	0.722	0.269
2015	1.857	0.904	0.683	0.270

* The Borough underwent a revaluation effective for the calendar year 2018.

Source: Tax Collector

**RIVERDALE BOARD OF EDUCATION
PRINCIPAL PROPERTY TAXPAYERS,
CURRENT YEAR AND NINE YEARS AGO
(Unaudited)**

Taxpayer	2024	
	Taxable Assessed Value	% of Total District Net Assessed Value
Riverdale Multifamily Exchange LLC	\$ 52,348,000	5.15%
Riverdale Crossing, LLC	47,673,300	4.69%
Riverdale Quarry, LLC	24,354,500	2.39%
Cresskill Hills, LLC	18,332,700	1.80%
Target Corp Prop Tax Dept T-2247	17,912,000	1.76%
HD Development of Maryland, INC	15,041,800	1.48%
Filtra CORP	10,105,800	0.99%
Riverdale Square, LLC	10,000,000	0.98%
Cho & Nam Associates, LLC	8,670,500	0.85%
Extra Space Storage INC	8,202,800	0.81%
	<u>\$ 212,641,400</u>	<u>20.90%</u>

Taxpayer	2015	
	Taxable Assessed Value	% of Total District Net Assessed Value
Riverdale Crossing	\$ 48,155,500	6.02%
Riverdale Road Development, LLC	39,500,500	4.94%
Riverdale Quarry, LLC	19,364,600	2.42%
Target Corp.	18,942,800	2.37%
Cresskill Hills	17,780,900	2.22%
Home Depot	14,670,200	1.83%
Riverdale Square	9,375,000	1.17%
Verizon	7,245,200	0.91%
Filtra Corp	7,086,000	0.89%
Cho & Nam Associates LLC	6,308,000	0.79%
	<u>\$188,428,700</u>	<u>23.56%</u>

Source: Municipal Tax Assessor

**RIVERDALE BOARD OF EDUCATION
PROPERTY TAX LEVIES AND COLLECTIONS
LAST TEN FISCAL YEARS
(Unaudited)**

Fiscal Year Ended June 30,	Taxes Levied for the Fiscal Year	Collected within the Fiscal Year of the Levy		Collections in Subsequent Years
		Amount	Percentage of Levy	
2015	7,144,612	7,144,612	100.00%	-
2016	7,280,360	7,280,360	100.00%	-
2017	7,761,669	7,761,664	100.00%	-
2018	7,916,902	7,916,902	100.00%	-
2019	8,075,240	8,075,240	100.00%	-
2020	8,227,378	8,227,378	100.00%	-
2021	8,391,926	8,391,926	100.00%	-
2022	8,559,765	8,559,765	100.00%	-
2023	8,717,867	8,717,867	100.00%	-
2024	8,892,660	8,892,660	100.00%	-

**RIVERDALE BOARD OF EDUCATION
RATIOS OF OUTSTANDING DEBT BY TYPE
LAST TEN FISCAL YEARS
(Unaudited)**

Fiscal Year Ended June 30,	Governmental Activities			Business-Type Activities	Total District	Population	Per Capita
	General Obligation Bonds	Certificates of Participation	Financing Agreements	Capital Leases			
2015		N/A	\$ 26,392	N/A	26,392	4,244	6
2016		N/A	16,903	N/A	16,903	4,227	4
2017		N/A	133,090	N/A	133,090	4,212	32
2018		N/A	101,539	N/A	101,539	4,180	24
2019		N/A	69,885	N/A	69,885	4,132	17
2020		N/A	44,438	N/A	44,438	4,113	11
2021		N/A	18,102	N/A	18,102	4,103	4
2022		N/A	-	N/A	-	4,105	-
2023		N/A	-	N/A	-	4,105 *	-
2024	\$ 18,921,000	N/A	-	N/A	18,921,000	4,105 *	4,609

Source: District records

* Estimate

RIVERDALE BOARD OF EDUCATION
RATIOS OF NET GENERAL BONDED DEBT OUTSTANDING
LAST TEN FISCAL YEARS
(Unaudited)

Fiscal Year Ended June 30,	General Bonded Debt Outstanding		Net General Bonded Debt Outstanding	Percentage of Actual Taxable Value ^a of Property	Per Capita ^b
	General Obligation Bonds	Deductions			
2015	-	-	-	0.00%	-
2016	-	-	-	0.00%	-
2017	-	-	-	0.00%	-
2018	-	-	-	0.00%	-
2019	-	-	-	0.00%	-
2020	-	-	-	0.00%	-
2021	-	-	-	0.00%	-
2022	-	-	-	0.00%	-
2023	-	-	-	0.00%	-
2024	\$ 18,921,000		\$ 18,921,000	1.85%	4,609

Source: District records

Notes:

a See Exhibit J-6 for property tax data.

b See Exhibit J-14 for population data.

RIVERDALE BOARD OF EDUCATION
COMPUTATION OF DIRECT AND OVERLAPPING OUTSTANDING BONDED DEBT
AS OF DECEMBER 31, 2023
(Unaudited)

	<u>Gross Debt</u>	<u>Deductions</u>	<u>Net Debt</u>
Municipal Debt			
School District	\$ 18,921,000	\$ 18,921,000	
Borough of Riverdale (1)	<u>11,148,565</u>	<u>5,337,437</u>	\$ <u>5,811,128</u>
 Total Direct Debt	 <u>\$ 30,069,565</u>	 <u>\$ 24,258,437</u>	 5,811,128
 Net Overlapping Debt of School District:			
County of Morris - Borough's Share			<u>4,244,417</u>
 Total Direct and Overlapping Debt			 <u>\$ 10,055,545</u>

Source: Borough of Riverdale School District, Chief Financial Officer and Morris County Treasurer's Office

(1) Borough of Riverdale 2023 Annual Debt Statement

**RIVERDALE BOARD OF EDUCATION
LEGAL DEBT MARGIN INFORMATION
LAST TEN FISCAL YEARS**

Legal Debt Margin Calculation for Fiscal Year 2023

	Equalized valuation basis	
	2023	\$ 1,028,677,039
	2022	1,041,202,900
	2021	980,822,593
		<u>\$ 3,050,702,532</u>
Average Equalized Valuation of Taxable Property		\$ 1,016,900,844
Debt Limit 3% of Average Equalization Value		30,507,025
Total Net Debt Applicable to Limit		<u>18,921,000</u>
Legal Debt Margin		<u>\$ 11,586,025</u>

	Fiscal Year June 30,									
	2015	2016	2017	2018	2019	2020	2021	2022	2023	2024
Debt limit	\$ 25,700,172	\$ 25,571,637	\$ 25,588,387	\$ 26,384,581	\$ 27,063,978	\$ 27,435,876	\$ 27,475,484	\$ 28,103,715	\$ 29,549,400	\$ 30,507,025
Total net debt applicable to limit	-	-	-	-	-	-	-	-	-	18,921,000
Legal debt margin	<u>\$ 25,700,172</u>	<u>\$ 25,571,637</u>	<u>\$ 25,588,387</u>	<u>\$ 26,384,581</u>	<u>\$ 27,063,978</u>	<u>\$ 27,435,876</u>	<u>\$ 27,475,484</u>	<u>\$ 28,103,715</u>	<u>\$ 29,549,400</u>	<u>\$ 11,586,025</u>
Total net debt applicable to the limit as a percentage of debt limi	0.00%	0.00%	0.00%	0.00%	0.00%	0.00%	0.00%	0.00%	0.00%	62.02%

Source: Equalized valuation bases were obtained from the Annual Report of the State of New Jersey,
Department of Treasury, Division of Taxation

a Limit set by NJSA 18A:24-19 for a K through 12 district; other % limits would be applicable for other district types.

**RIVERDALE BOARD OF EDUCATION
DEMOGRAPHIC STATISTICS
LAST TEN YEARS
(Unaudited)**

<u>Year Ended December 31,</u>	<u>Unemployment Rate</u>	<u>Per Capita Income</u>	<u>Population</u>
2024	3.1%	N/A	4,105 *
2023	2.8%	N/A	4,105
2022	4.7%	111,597	4,105
2021	7.6%	107,767	4,103
2020	2.4%	102,227	4,113
2019	2.4%	99,140	4,132
2018	3.2%	97,244	4,180
2017	3.5%	93,544	4,212
2016	3.7%	91,252	4,227
2015	4.7%	88,298	4,244

Source: State Department of Labor, Office of Demographic and Economic Analysis

* Estimate

RIVERDALE BOARD OF EDUCATION
PRINCIPAL EMPLOYERS,
CURRENT YEAR AND NINE YEARS AGO
(Unaudited)

	2024		2015	
	Employees	Percentage of Total Municipal Employment	Employees	Percentage of Total Municipal Employment
Employer				

INFORMATION NOT AVAILABLE

RIVERDALE BOARD OF EDUCATION
FULL-TIME EQUIVALENT DISTRICT EMPLOYEES BY FUNCTION/PROGRAM
LAST TEN FISCAL YEARS
(Unaudited)

<u>Function/Program</u>	<u>2024</u>	<u>2023</u>	<u>2022</u>	<u>2021</u>	<u>2020</u>	<u>2019</u>	<u>2018</u>	<u>2017</u>	<u>2016</u>	<u>2015</u>
Instruction										
Regular	24.0	22.8	24.8	26.7	24.0	23.8	23.4	23.4	24.5	23.7
Special education	10.4	16.4	12.4	6.8	9.5	8.2	7.6	7.6	9.0	8.2
Support Services:										
Student & instruction related services	14.9	6.1	6.4	14.8	14.2	13.9	13.7	14.8	10.5	10.5
General administration	2.0	2.0	2.0	2.0	2.0	2.0	2.0	2.0	1.4	1.4
School administrative services	2.0	1.5	1.0	1.0	1.0	1.0	1.0	1.0	1.5	1.5
Other administrative services										
Central services	3.5	1.3	1.7	3.3	3.3	3.3	3.3	3.3	1.3	1.3
Administrative Information Technology										
Plant operations and maintenance	5.3	4.9	2.0	4.5	4.5	4.0	4.0	4.0	4.0	4.0
Pupil transportation	0.5	0.7	0.6	-	0.3	0.3	0.3	0.3	0.3	0.3
Total	<u>62.6</u>	<u>55.7</u>	<u>50.8</u>	<u>59.1</u>	<u>58.8</u>	<u>56.5</u>	<u>55.3</u>	<u>56.4</u>	<u>52.5</u>	<u>50.9</u>

Source: District Personnel Records

RIVERDALE BOARD OF EDUCATION
OPERATING STATISTICS
LAST TEN FISCAL YEARS
(Unaudited)

Fiscal Year	Enrollment ^a	Operating Expenditures ^b	Cost Per Pupil ^c	Percentage Change	Pupil/Teacher Ratio				Average Daily Enrollment (ADE)	Average Daily Attendance (ADA)	% Change in Average Daily Enrollment	Student Attendance Percentage
					Teaching Staff	Elementary	Middle School	Senior High School				
2015	332.4	8,193,709	24,650	5.26%	31.8	1:11	N/A	N/A	332.4	318.3	0.57%	95.76%
2016	342.0	8,508,793	24,880	0.93%	33.5	1:10	N/A	N/A	336.4	323.0	1.20%	96.02%
2017	338.0	8,685,737	25,697	3.29%	31.0	1:11	N/A	N/A	341.0	327.1	1.37%	95.92%
2018	333.0	8,853,713	26,588	3.46%	31.0	1:11	N/A	N/A	335.3	323.8	-1.67%	96.57%
2019	334.0	8,746,187	26,186	-1.51%	32.0	1:10	N/A	N/A	338.0	323.2	0.81%	95.62%
2020	295.0	8,797,442	29,822	13.88%	33.5	1:09	N/A	N/A	322.2	316.9	-4.67%	98.36%
2021	295.0	9,056,798	30,701	2.95%	33.5	1:09	N/A	N/A	293.9	280.6	-8.78%	95.47%
2022	299.0	9,938,311	33,238	8.27%	33.5	1:09	N/A	N/A	285.1	270.5	-2.99%	94.88%
2023	304.0	10,458,642	34,403	3.50%	33.5	1:09	N/A	N/A	289.1	273.0	1.40%	94.43%
2024	305.0	10,883,309	35,683	3.72%	34.4	1:09	N/A	N/A	286.8	272.0	-0.81%	94.86%

Sources: District records

- Note:
- a Enrollment based on annual October district count.
 - b Operating expenditures equal total expenditures less debt service and capital outlay.
 - c Cost per pupil represents operating expenditures divided by enrollment.

**RIVERDALE BOARD OF EDUCATION
SCHOOL BUILDING INFORMATION
LAST TEN FISCAL YEARS
(Unaudited)**

	2024	2023	2022	2021	2020	2019	2018	2017	2016	2015
<u>District Building</u>										
<u>Elementary</u>										
Square Feet	73,120	73,120	73,120	73,120	73,120	73,120	73,120	73,120	73,120	73,120
Capacity (students)	520	520	520	520	520	520	520	520	520	520
Enrollment	305	304	299	295	295	334	333	338	342	332
 Number of Schools at June 30										
Elementary =	1	1	1	1	1	1	1	1	1	1

Source: District Records

**RIVERDALE BOARD OF EDUCATION
SCHEDULE OF REQUIRED MAINTENANCE FOR SCHOOL FACILITIES
LAST TEN FISCAL YEARS**

**UNDISTRIBUTED EXPENDITURES - REQUIRED
MAINTENANCE FOR SCHOOL FACILITIES**

11-000-261-xxx

School Facilities	Project #	<u>2024</u>	<u>2023</u>	<u>2022</u>	<u>2021</u>	<u>2020</u>	<u>2019</u>	<u>2018</u>	<u>2017</u>	<u>2016</u>	<u>2015</u>
Riverdale Public School	N/A	<u>\$ 109,816</u>	<u>\$ 107,213</u>	<u>\$ 138,152</u>	<u>\$ 119,289</u>	<u>\$ 159,041</u>	<u>\$ 95,822</u>	<u>\$ 129,177</u>	<u>\$ 113,857</u>	<u>\$ 93,162</u>	<u>\$ 81,014</u>

**RIVERDALE BOARD OF EDUCATION
SCHEDULE OF INSURANCE
JUNE 30, 2024
(Unaudited)**

	<u>Coverage</u>	<u>Deductible</u>
School Package Policy - General Security - Pooled Insurance Limit Blanket Building & Contents per Statement of Values	\$ 28,272,654	\$ 5,000
Flood/Earthquake Per Occurrence	5,000,000	50,000
Crime Coverage	500,000	
Comprehensive/Commercial General Liability: General Aggregate Limit	1,000,000	
Comprehensive Auto Liability	1,000,000	1,000
Excess Liability Coverage	9,000,000	
Workers Compensation Coverage Per Occurrence	1,000,000	
Cyber Coverage - First Party Liability Coverage		
Breach Response	1,000,000	
Crisis Management	1,000,000	
Cyber Extortion	1,000,000	
Business Interruption	1,000,000	
Digital Asset Restoration	1,000,000	
Public Official Bonds -		
Selective Surety Company		
Treasurer of School Monies	200,000	
Business Administrator/Board Secretary	200,000	

Source: Riverdale School District records.

SINGLE AUDIT SECTION



LERCH, VINCI & BLISS, LLP

CERTIFIED PUBLIC ACCOUNTANTS
REGISTERED MUNICIPAL ACCOUNTANTS

EXHIBIT K-1

DIETER P. LERCH, CPA, RMA, PSA
GARY J. VINCI, CPA, RMA, PSA
JEFFREY C. BLISS, CPA, RMA, PSA
PAUL J. LERCH, CPA, RMA, PSA
JULIUS B. CONSONI, CPA, PSA
ANDREW D. PARENTE, CPA, RMA, PSA
ELIZABETH A. SHICK, CPA, RMA, PSA
ROBERT W. HAAG, CPA, RMA, PSA

DEBRA GOLLE, CPA
MARK SACO, CPA
ROBERT LERCH, CPA, PSA
CHRISTOPHER M. VINCI, CPA, PSA
CHRISTINA CUIFFO, CPA, PSA
JOHN CUIFFO, CPA, PSA

**REPORT ON INTERNAL CONTROL OVER FINANCIAL
REPORTING AND ON COMPLIANCE AND OTHER MATTERS
BASED ON AN AUDIT OF FINANCIAL STATEMENTS PERFORMED IN
ACCORDANCE WITH GOVERNMENT AUDITING STANDARDS**

INDEPENDENT AUDITOR'S REPORT

Honorable President and Members
of the Board of Trustees
Riverdale Board of Education
Riverdale, New Jersey

We have audited, in accordance with the auditing standards generally accepted in the United States of America; the standards applicable to financial audits contained in Government Auditing Standards issued by the Comptroller General of the United States and audit requirements prescribed by the Office of School Finance, Department of Education, State of New Jersey, the financial statements of the governmental activities, the business-type activities, each major fund, and the aggregate remaining fund information of the Riverdale Board of Education as of and for the fiscal year ended June 30, 2024 and the related notes to the financial statements, which collectively comprise the Riverdale Board of Education's basic financial statements and have issued our report thereon dated January 15, 2025.

Report on Internal Control Over Financial Reporting

In planning and performing our audit of the financial statements, we considered the Riverdale Board of Education's internal control over financial reporting (internal control) as a basis for designing audit procedures that are appropriate in the circumstances for the purpose of expressing our opinions on the financial statements but not for the purpose of expressing an opinion on the effectiveness of the Riverdale Board of Education's internal control. Accordingly, we do not express an opinion on the effectiveness of the Riverdale Board of Education's internal control.

A deficiency in internal control exists when the design or operation of a control does not allow management or employees, in the normal course of performing their assigned functions, to prevent, or detect and correct, misstatements on a timely basis. A material weakness is a deficiency, or a combination of deficiencies, in internal control, such that there is a reasonable possibility that a material misstatement of the entity's financial statements will not be prevented, or detected and corrected on a timely basis. A significant deficiency is a deficiency, or a combination of deficiencies, in internal control that is less severe than a material weakness, yet important enough to merit attention by those charged with governance.

Our consideration of internal control was for the limited purpose described in the first paragraph of this section and was not designed to identify all deficiencies in internal control that might be material weaknesses or significant deficiencies. Given these limitations, during our audit we did not identify any deficiencies in internal control that we consider to be material weaknesses. However, material weaknesses may exist that have not been identified.


Report on Compliance and Other Matters

As part of obtaining reasonable assurance about whether the Riverdale Board of Education's financial statements are free from material misstatement, we performed tests of its compliance with certain provisions of laws, regulations, contracts, and grant agreements, noncompliance with which could have a direct and material effect on the financial statements. However, providing an opinion on compliance with those provisions was not an objective of our audit, and accordingly, we do not express such an opinion. The results of our tests disclosed no instances of noncompliance or other matters that are required to be reported under Government Auditing Standards and audit requirements as prescribed by the Office of School Finance, Department of Education, State of New Jersey.

However, we noted a certain matter that is not required to be reported under Government Auditing Standards that we reported to management of the Riverdale Board of Education in a separate report entitled, "Auditor's Management Report on Administrative Findings – Financial, Compliance and Performance" dated January 15, 2025.

Purpose of this Report

The purpose of this report is solely to describe the scope of our testing of internal control and compliance and the results of that testing, and not to provide an opinion on the effectiveness of the Riverdale Board of Education's internal control or on compliance. This report is an integral part of an audit performed in accordance with Government Auditing Standards in considering the Riverdale Board of Education's internal control and compliance. Accordingly, this communication is not suitable for any other purpose.



LERCH, VINCI & BLISS, LLP
Certified Public Accountants
Public School Accountants



Dieter P. Lerch
Public School Accountant
PSA Number CS00756

Fair Lawn, New Jersey
January 15, 2025



LERCH, VINCI & BLISS, LLP

CERTIFIED PUBLIC ACCOUNTANTS
REGISTERED MUNICIPAL ACCOUNTANTS

EXHIBIT K-2

DIETER P. LERCH, CPA, RMA, PSA
GARY J. VINCI, CPA, RMA, PSA
JEFFREY C. BLISS, CPA, RMA, PSA
PAUL J. LERCH, CPA, RMA, PSA
JULIUS B. CONSONI, CPA, PSA
ANDREW D. PARENTE, CPA, RMA, PSA
ELIZABETH A. SHICK, CPA, RMA, PSA
ROBERT W. HAAG, CPA, RMA, PSA

DEBRA GOLLE, CPA
MARK SACO, CPA
ROBERT LERCH, CPA, PSA
CHRISTOPHER M. VINCI, CPA, PSA
CHRISTINA CUIFFO, CPA, PSA
JOHN CUIFFO, CPA, PSA

**REPORT ON COMPLIANCE FOR EACH MAJOR STATE PROGRAM;
REPORT ON INTERNAL CONTROL OVER COMPLIANCE; AND REPORT
ON THE SCHEDULE OF EXPENDITURES OF
STATE FINANCIAL ASSISTANCE AS REQUIRED BY NEW JERSEY OMB CIRCULAR 15-08**

INDEPENDENT AUDITOR'S REPORT

Honorable President and Members
of the Board of Trustees
Riverdale Board of Education
Riverdale, New Jersey

Report on Compliance for Each Major State Program

Opinion on Each Major State Program

We have audited the Riverdale Board of Education's compliance with the types of compliance requirements identified as subject to audit in the New Jersey OMB Circular 15-08 State Aid/Grant Compliance Supplement that could have a direct and material effect on each of the Riverdale Board of Education's major state programs for the fiscal year ended June 30, 2024. The Riverdale Board of Education's major state programs are identified in the summary of auditor's results section of the accompanying schedule of findings and questioned costs.

In our opinion, the Riverdale Board of Education complied, in all material respects, with the compliance requirements referred to above that could have a direct and material effect on each of its major state programs for the fiscal year ended June 30, 2024.

Basis for Opinion on Each Major State Program

We conducted our audit of compliance in accordance with auditing standards generally accepted in the United States of America; the standards applicable to financial audits contained in Government Auditing Standards, issued by the Comptroller General of the United States and audit requirements of New Jersey OMB Circular 15-08, Single Audit Policy for Recipients of Federal Grants, State Grants and State Aid. Our responsibilities under those standards and New Jersey OMB Circular are further described in the Auditor's Responsibilities for the Audit of Compliance section of our report.

We are required to be independent of the Riverdale Board of Education and to meet our other ethical responsibilities, in accordance with relevant ethical requirements relating to our audit. We believe that the audit evidence we have obtained is sufficient and appropriate to provide a basis for our opinion on compliance for each major state program. Our audit does not provide a legal determination of the Riverdale Board of Education's compliance with the compliance requirements referred to above.

Responsibilities of Management for Compliance

Management is responsible for compliance with the requirements referred to above and for the design, implementation, and maintenance of effective internal control over compliance with the requirements of laws, statutes, regulation, rules, and provisions of contracts or grant agreements applicable to the Riverdale Board of Education's state programs.

Auditor's Responsibilities for the Audit of Compliance

Our objectives are to obtain reasonable assurance about whether material noncompliance with the compliance requirements referred to above occurred, whether due to fraud or error, and express an opinion on the Riverdale Board of Education's compliance based on our audit. Reasonable assurance is a high level of assurance but is not absolute assurance and therefore is not a guarantee that an audit conducted in accordance with generally accepted auditing standards, Government Auditing Standards, audit requirements prescribed by the Office of School Finance, Department of Education, State of New Jersey and New Jersey OMB Circular 15-08 will always detect material noncompliance when it exists. The risk of not detecting material noncompliance resulting from fraud is higher than for that resulting from error, as fraud may involve collusion, forgery, intentional omission, misrepresentation, or the override of internal control. Noncompliance with the compliance requirements referred to above is considered material if there is a substantial likelihood that, individually or in the aggregate, it would influence the judgment made by a reasonable user of the report on compliance about the Riverdale Board of Education's compliance with the requirements of each major state program as a whole.

In performing an audit in accordance with generally accepted auditing standards, Government Auditing Standards, audit requirements prescribed by the Office of School Finance, Department of Education, State of New Jersey and New Jersey OMB Circular 15-08, we:

- Exercise professional judgement and maintain professional skepticism throughout the audit.
- Identify and assess the risks of material noncompliance, whether due to fraud or error, and design and perform audit procedures responsive to those risks. Such procedures include examining, on a test basis, evidence regarding the Riverdale Board of Education's compliance with the compliance requirements referred to above and performing such other procedures as we considered necessary in the circumstances.
- Obtain an understanding of the Riverdale Board of Education's internal control over compliance relevant to the audit in order to design audit procedures that are appropriate in the circumstances and to test and report on internal control over compliance in accordance with the New Jersey OMB Circular 15-08, but not for the purpose of expressing an opinion on the effectiveness of the Riverdale Board of Education's internal control over compliance. Accordingly, no such opinion is expressed.

We are required to communicate with those charged with governance regarding, among other matters, the planned scope and timing of the audit and any significant deficiencies and material weaknesses in internal control over compliance that we identified during the audit.

Report on Internal Control Over Compliance

A deficiency in internal control over compliance exists when the design or operation of a control over compliance does not allow management or employees, in the normal course of performing their assigned functions, to prevent, or detect and correct, noncompliance with a type of compliance requirement of a state program on a timely basis. A material weakness in internal control over compliance is a deficiency, or combination of deficiencies, in internal control over compliance, such that there is a reasonable possibility that material noncompliance with a type of compliance requirement of a state program will not be prevented, or detected and corrected, on a timely basis. A significant deficiency in internal control over compliance is a deficiency, or a combination of deficiencies, in internal control over compliance with a type of compliance requirement of a state program that is less severe than a material weakness in internal control over compliance, yet important enough to merit attention by those charged with governance.

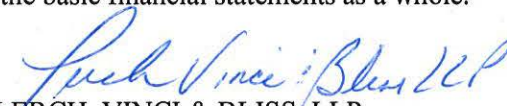
Our consideration of internal control over compliance was for the limited purpose described in the Auditor's Responsibilities for the Audit of Compliance section above and was not designed to identify all deficiencies in internal control over compliance that might be material weaknesses or significant deficiencies in internal control over compliance. Given these limitations, during our audit we did not identify any deficiencies in internal control over compliance that we consider to be material weaknesses, as defined above. However, material weaknesses or significant deficiencies in internal control over compliance may exist that were not identified.


Our audit was not designed for the purpose of expressing an opinion on the effectiveness of internal control over compliance. Accordingly, no such opinion is expressed.

The purpose of this report on internal control over compliance is solely to describe the scope of our testing of internal control over compliance and the results of that testing based on the requirements of New Jersey OMB Circular 15-08. Accordingly, this report is not suitable for any other purpose.

Report on Schedule of Expenditures of State Financial Assistance Required by New Jersey OMB Circular 15-08

We have audited the financial statements of the governmental activities, the business-type activities, each major fund, and the aggregate remaining fund information of the Riverdale Board of Education, as of and for the fiscal year ended June 30, 2024, and the related notes to the financial statements, which collectively comprise the Board of Education's basic financial statements. We have issued our report thereon dated January 15, 2025, which contained unmodified opinions on those financial statements. Our audit was conducted for the purpose of forming opinions on the financial statements that collectively comprise the basic financial statements. The accompanying schedule of expenditures of state financial assistance as required by New Jersey OMB Circular 15-08 is presented for purposes of additional analysis and are not a required part of the basic financial statements. Such information is the responsibility of management and was derived from and relates directly to the underlying accounting and other records used to prepare the basic financial statements. The information has been subjected to the auditing procedures applied in the audit of the financial statements and certain additional procedures, including comparing and reconciling such information directly to the underlying accounting and other records used to prepare the basic financial statements or to the basic financial statements themselves, and other additional procedures in accordance with auditing standards generally accepted in the United States of America. In our opinion, the schedule of expenditures of state financial assistance is fairly stated in all material respects in relation to the basic financial statements as a whole.


LERCH, VINCI & BLISS, LLP
Certified Public Accountants
Public School Accountants


Dieter P. Lerch
Public School Accountant
PSA Number CS00756

Fair Lawn, New Jersey
January 15, 2025

RIVERDALE BOARD OF EDUCATION
SCHEDULE OF EXPENDITURES OF FEDERAL AWARDS
FOR THE FISCAL YEAR ENDED JUNE 30, 2024

Federal/Grantor/Pass-Through Grantor/ Program Title	Federal AL Number	FAIN Number	Grant Period	Award Amount	Balance, July 1, 2023		Carryover/ (Walkover) A/R	Carryover/ (Walkover) Def. Rev.	Cash Received	Budgetary Expenditures	A/R Rev. Adj.	Def Rev Adjustment	Cancelled PY Enc.	Balance, June 30, 2024		GAAP Receivable
					Unearned Revenue	(Accounts Receivable)								Unearned Revenue	(Accounts Receivable)	
U.S. Department of Agriculture Passed-through State Department of Agriculture																
National School Lunch Program																
Cash Assistance	10.555	241NJ304N1099	7/1/23-6/30/24	\$ 29,536					\$ 24,101	\$ 29,536					\$ (5,435)	\$ (5,435)
Cash Assistance	10.555	231NJ304N1099	7/1/22-6/30/23	38,968		\$ (2,738)			2,738							-
Non-Cash Assistance	10.555	241NJ304N1099	7/1/23-6/30/24	20,456					20,456	20,456						-
Non-Cash Assistance	10.555	231NJ304N1099	7/1/22-6/30/23	23,137	\$ 382					382						-
School Breakfast Program	10.553	241NJ304N1099	7/1/23-6/30/24	1,700					1,400	1,700				-	(300)	(300)
School Breakfast Program	10.553	231NJ304N1099	7/1/22-6/30/23	960		(110)			110							-
COVID Supply Chain Award	10.555	241NJ304N1099	7/1/23-6/30/24	11,776	-	-	-	-	11,776	11,776	-	-	-	-	-	-
Total U.S. Department of Agriculture/Child Nutrition Cluster					382	(2,848)	-	-	60,581	63,850	-	-	-	-	(5,735)	(5,735)
U.S. Department of Education Passed-through State Department of Education																
Special Revenue Fund																
I.D.E.A. Part B, Basic	84.027A	H027A230100	7/1/23-9/30/24	74,257						74,257				-	(74,257)	(74,257)
I.D.E.A. Part B, Preschool	84.173A	H173A230114	7/1/23-9/30/24	3,435	-	-	-	-	3,435	3,435	-	-	-	-	-	-
Total Special Education Cluster (IDEA)					-	-	-	-	3,435	77,692	-	-	-	-	(74,257)	(74,257)
E.S.E.A. Title I-A	84.010	S010A220030	7/1/22-9/30/23	47,515	434	(77,200)	\$ 1	\$ (1)	77,199			\$ (433)		-	-	-
E.S.E.A. Title I-A	84.010	S010A230030	7/1/23-9/30/24	45,744				(1)	1	28,210				\$ 17,535	(45,745)	(28,210)
E.S.E.A. Title II-A	84.367A	S367A220029	7/1/22-9/30/23	7,569	617	(2,050)	617	(617)	1,433					-	-	-
E.S.E.A. Title II-A	84.367A	S367A230029	7/1/23-9/30/24	8,236			(617)	617		8,853				-	(8,853)	(8,853)
E.S.E.A. Title III			7/1/22-9/30/23	2,939		(2,939)			2,939					-	-	-
E.S.E.A. Title III			7/1/23-9/30/24	2,204						1,983				221	(2,204)	(1,983)
E.S.E.A. Title IV	84.424	S424A220031	7/1/22-9/30/23	10,000	3,974	(13,537)	3,974	(3,974)	9,563					-	-	-
E.S.E.A. Title IV	84.424	S424A230031	7/1/23-9/30/24	10,000	-	-	(3,974)	3,974	-	9,344	-	-	-	4,630	(13,974)	(9,344)
Total E.S.E.A.					5,025	(95,726)	-	-	91,134	48,390	-	(433)	-	22,386	(70,776)	(48,390)
Elementary and Secondary School Emergency Relief (ESSER II) Coronavirus Response and Relief Supplemental Appropriations (CRRSA) Act																
Learning Acceleration	84.425D	S425D200027	3/13/20-9/30/23	25,000	870	(870)			870	870				-	-	-
Mental Health	84.425D	S425D200027	3/13/20-9/30/23	45,000	1,691	(38,226)			36,968	1,691				-	(1,258)	\$ (1,258)
Elementary and Secondary School Emergency Relief (ESSER III) American Rescue Plan (ARP)																
ARP - ESSER III	84.425U	S425U210027	3/13/20-9/30/24	316,377	63,275	(316,377)			258,777	50,662				12,613	(57,600)	(44,987)
ARP - Accelerated Learning	84.425U	S425U210027	3/13/20-9/30/24	50,000	28,275	(43,321)			23,213	29,075			\$ 800	-	(20,108)	(20,108)
ARP - Summer Learning	84.425U	S425U210027	3/13/20-9/30/24	40,000		(40,000)			40,000	-				-	-	-
ARP - Comprehensive Beyond	84.425U	S425U210027	3/13/20-9/30/24	40,000	27,281	(33,878)			6,701	16,714				10,567	(27,177)	(16,610)
ARP - Mental Health	84.425U	S425U210027	3/13/20-9/30/24	45,000	2,770	(45,000)	-	-	40,967	58	-	-	-	2,712	(4,033)	(1,321)
Total ESSER Grant Cluster					124,162	(517,672)	-	-	407,496	99,070	-	-	800	25,892	(110,176)	(84,284)
DOE Special Education Svcs (ACSERS)	21.027	SLFRDOE1SES	7/1/23-6/30/24	85,802	-	-	-	-	42,901	85,802	-	-	-	-	(42,901)	(42,901)
Total Special Revenue Fund					129,187	(613,398)	-	-	544,966	310,954	-	(433)	800	48,278	(298,110)	(249,832)
Total Federal Financial Assistance					\$ 129,569	\$ (616,246)	\$ -	\$ -	\$ 605,547	\$ 374,804	\$ -	\$ (433)	\$ 800	\$ 48,278	\$ (303,845)	\$ (255,567)

This schedule was subject to Single Audit in accordance with U.S. Uniform Guidance.

RIVERDALE BOARD OF EDUCATION
SCHEDULE OF EXPENDITURES OF STATE FINANCIAL ASSISTANCE
FOR THE FISCAL YEAR ENDED JUNE 30, 2024

State Grantor/Program Title	Grant or State Project Number	Grant Period	Award Amount	Balance, July 1, 2023				Balance, June 30, 2024				MEMO			
				Accounts Receivable	Unearned Revenue	Due to Grantor	Cash Received	Budgetary Expenditures	Accounts Receivable Adjustment	Unearned Revenue	(Accounts Receivable)	Due to Grantor	GAAP Receivable	Cumulative Total Expenditures	
State Department of Education															
Special Education Aid	23-495-034-5120-089	7/1/22-6/30/23	\$ 423,968	\$ (41,119)			\$ 41,119								
Special Education Aid	24-495-034-5120-089	7/1/23-6/30/24	441,797				398,805	\$ 441,797			\$ (42,992)			\$ 441,797	
Security Aid	23-495-034-5120-084	7/1/22-6/30/23	20,869	(2,024)			2,024							-	
Security Aid	24-495-034-5120-084	7/1/23-6/30/24	49,170	-	-	-	44,385	49,170	-	-	(4,785)	-	-	49,170	
Total State Aid Public - Cluster				(43,143)	-	-	486,333	490,967	-	-	(47,777)	-	-	490,967	
Transportation Aid	23-495-034-5120-014	7/1/22-6/30/23	90,222	(8,750)			8,750							-	
Transportation Aid	24-495-034-5120-014	7/1/23-6/30/24	109,013				98,405	109,013			(10,608)			109,013	
Additional Nonpublic Transportation Aid	23-495-034-5120-014	7/1/22-6/30/23	6,552	(6,552)			6,552							-	
Additional Nonpublic Transportation Aid	24-495-034-5120-014	7/1/23-6/30/24	9,100	-	-	-	-	9,100	-	-	(9,100)	-	\$ (9,100)	9,100	
Total Transportation Aid - Cluster				(15,302)	-	-	113,707	118,113	-	-	(19,708)	-	(9,100)	118,113	
Extraordinary Aid	23-495-034-5120-044	7/1/22-6/30/23	140,672	(140,672)			140,672							-	
Extraordinary Aid	24-495-034-5120-044	7/1/23-6/30/24	93,239					93,239			(93,239)			93,239	
On-Behalf TPAF Pension - Normal Cost	24-495-034-5094-002	7/1/23-6/30/24	974,962				974,962	974,962						974,962	
On-Behalf TPAF Pension - NCGI Premium	24-495-034-5094-004	7/1/23-6/30/24	11,119				11,119	11,119						11,119	
On Behalf TPAF Post Retirement Medical Benefits	24-495-034-5094-001	7/1/23-6/30/24	268,375				268,375	268,375						268,375	
On Behalf TPAF Long Term Disability Insurance	24-495-034-5094-001	7/1/23-6/30/24	488				488	488						488	
Reimbursed TPAF Social Security Contributions	23-495-034-5094-003	7/1/22-6/30/23	209,502	(10,258)			10,258							-	
Reimbursed TPAF Social Security Contributions	24-495-034-5094-003	7/1/23-6/30/24	229,763	-	-	-	218,419	229,763	-	-	(11,344)	-	(11,344)	229,763	
Total General Fund State Aid				(209,375)	-	-	2,224,333	2,187,026	-	-	(172,068)	-	(20,444)	2,187,026	
Special Revenue Funds															
SDA Emergency Needs		7/1/21-6/30/22	7,445	-	\$ 7,445	-	-	-	-	\$ 7,445	-	-	-	-	
Total Special Revenue Fund State Aid				-	7,445	-	-	-	-	7,445	-	-	-	-	
Enterprise Funds															
National School Lunch Program (State Share)	23-100-010-3350-023	7/1/22-6/30/23	1,789	(123)			123							-	
National School Lunch Program (State Share)	24-100-010-3350-023	7/1/23-6/30/24	1,512	-	-	-	1,236	1,512	-	-	(276)	-	(276)	1,512	
Total Enterprise Fund/Child Nutrition Cluster				(123)	-	-	1,359	1,512	-	-	(276)	-	(276)	1,512	
Total State Financial Assistance Subject to Single Audit Determination				(209,498)	7,445	-	2,225,692	2,188,538	-	7,445	(172,344)	-	(20,720)	2,188,538	
Less:															
State Financial Assistance Programs Not Subject to Major Program Determination															
On-Behalf TPAF Pension - Normal Cost	24-495-034-5094-002	7/1/23-6/30/24					(974,962)	(974,962)						(974,962)	
On-Behalf TPAF Pension - NCGI Premium	24-495-034-5094-004	7/1/23-6/30/24					(11,119)	(11,119)						(11,119)	
On Behalf TPAF Post Retirement Medical Benefits	24-495-034-5094-001	7/1/23-6/30/24					(268,375)	(268,375)						(268,375)	
On Behalf TPAF Long Term Disability Insurance	24-495-034-5094-001	7/1/23-6/30/24		-	-	-	(488)	(488)	-	-	-	-	-	(488)	
State Financial Assistance Amount Utilized for Calculation to Determine Single Audit and Major Programs.				\$ (209,498)	\$ 7,445	\$ -	\$ 970,748	\$ 933,594	\$ -	\$ 7,445	\$ (172,344)	\$ -	\$ (20,720)	\$ 933,594	

**RIVERDALE BOARD OF EDUCATION
NOTES TO THE SCHEDULES OF EXPENDITURES OF
FEDERAL AWARDS AND STATE FINANCIAL ASSISTANCE
FOR THE FISCAL YEAR ENDED JUNE 30, 2024**

NOTE 1 REPORTING ENTITY

The Riverdale Board of Education (the "Board" or the "District") received and participated in numerous Federal Award and State Financial Assistance programs in the form of cost reimbursement grants and revenue sharing entitlements. The Board is the reporting entity for these programs. The Board is defined in Note 1 (A) to the Board's Financial Statements.

NOTE 2 BASIS OF PRESENTATION

The accompanying schedules of expenditures of federal awards and state financial assistance (the "Schedules") present the activity of all federal and state programs of the Board. All federal awards received directly from federal agencies or passed through other government agencies are included on the schedule of expenditures of federal awards. All state awards received directly from state agencies or passed through other government agencies are included in the schedule of expenditures of state financial assistance. The information in these Schedules are presented in accordance with the requirements of Title 2 U.S. Code of Federal Regulations Part 200, *Uniform Administrative Requirements, Cost Principles, and audit Requirements for Federal Awards* (Uniform Guidance) and New Jersey OMB Circular Letter 15-08 *Single Audit Policy for Recipients of Federal Grants, State Grants and State Aid*.

NOTE 3 SUMMARY OF SIGNIFICANT ACCOUNTING POLICIES

The Schedules are prepared and presented using the budgetary basis of accounting with the exception of programs recorded in the food service fund, which are presented using the accrual basis of accounting. These basis of accounting are described in the Notes to the Budgetary Comparison Schedules (RSI) and Note 1(D) to the Board's financial statements, respectively. Therefore, some amounts presented in these schedules may differ from the amounts presented in, or used in the preparation of, the financial statements. The Board's summary of significant accounting policies are described in Note 1 to the Board's financial statements.

NOTE 4 RELATIONSHIP TO FINANCIAL STATEMENTS

The financial statements present the general fund and special revenue fund on a GAAP basis. Budgetary comparison statements or schedules (RSI) are presented for the general fund and special revenue fund to demonstrate finance-related legal compliance in which certain revenue is permitted by law or grant agreement to be recognized in the audit year, whereas for GAAP reporting, revenue is not recognized until the subsequent year or when expenditures have been made.

The general fund is presented in the accompanying schedules on a modified accrual basis with the exception of the revenue recognition of the delayed state aid payments in the current budget year, which is mandated pursuant to N.J.S.A. 18A:22-44.2. For GAAP purposes, those payments are not recognized until the subsequent year due to the state deferral and recording of certain state aid payments in the subsequent year. The special revenue fund is presented in the accompanying schedules on the grant accounting budgetary basis which recognizes encumbrances as expenditures and also recognizes the related revenues, which may include the delayed state aid payments, whereas the GAAP basis does not. The special revenue fund also recognizes the delayed state aid payments in the current budget year, consistent with N.J.S.A. 18A:22-44.2.

The net adjustment to reconcile from the budgetary basis to the GAAP basis is an increase of \$40,941 for the general fund and a decrease of \$4,250 for the special revenue fund. See the Notes to Required Supplementary Information for a reconciliation of the budgetary basis to the modified accrual basis of accounting for the general and special revenue funds. Awards and financial assistance revenues are reported in the Board's financial statements on a GAAP basis as presented as follows:

	<u>Federal</u>	<u>State</u>	<u>Total</u>
General Fund		\$ 2,227,967	\$ 2,227,967
Special Revenue Fund	\$ 302,454		302,454
Food Service Fund	<u>63,468</u>	<u>1,512</u>	<u>64,980</u>
Total Awards and Financial Assistance	<u>\$ 365,922</u>	<u>\$ 2,229,479</u>	<u>\$ 2,595,401</u>

**RIVERDALE BOARD OF EDUCATION
NOTES TO THE SCHEDULES OF EXPENDITURES OF
FEDERAL AWARDS AND STATE FINANCIAL ASSISTANCE
FOR THE FISCAL YEAR ENDED JUNE 30, 2024**

NOTE 5 RELATIONSHIP TO FEDERAL AND STATE FINANCIAL REPORTS

Amounts reported in the accompanying schedules may not necessarily agree with the amounts reported in the related federal and state financial reports due to timing differences between the District's fiscal year and grant program years.

NOTE 6 OTHER INFORMATION

Revenues and expenditures reported under the Food Distribution Program as non-cash assistance represent current year value received and current year distributions, respectively. TPAF Social Security contributions in the amount of \$229,763 represents the amount reimbursed by the State for the employer's share of social security contributions for TPAF members for the fiscal year ended June 30, 2024. The amount reported as TPAF Pension System Contributions in the amount of \$986,081, TPAF Post-Retirement Medical Benefits Contributions in the amount of \$268,375 and TPAF Long-Term Disability Insurance in the amount of \$488 represents the amount paid by the State on behalf of the District for the fiscal year ended June 30, 2024.

NOTE 7 ON-BEHALF PROGRAMS NOT SUBJECT TO STATE SINGLE AUDIT

On-behalf State Programs for TPAF Pension, Post-Retirement Medical Benefits and Long-Term Disability Insurance Contributions payments are not subject to a State single audit and, therefore, are excluded from major program determination. The Schedule of State Financial Assistance provides a reconciliation of State financial assistance reported in the District's financial statements and the amount subject to State single audit and major program determination.

NOTE 8 DE MINIMIS INDIRECT COST RATE

The District has not elected to use the 10 percent de minimis indirect cost rate allowed under the Uniform Guidance.

**RIVERDALE BOARD OF EDUCATION
SCHEDULE OF FINDINGS AND QUESTIONED COSTS
FOR THE FISCAL YEAR ENDED JUNE 30, 2024**

Part 1 – Summary of Auditor's Results

Financial Statement Section

Description

A) Type of auditors' report issued on financial statements	<u>Unmodified</u>	
B) Internal control over financial reporting:		
(1) Material weakness(es) identified:	<u> </u> Yes	<u> X </u> No
(2) Significant deficiencies identified that are not considered to be material weaknesses?	<u> </u> Yes	<u> X </u> None reported
Noncompliance material to basic financial statements noted?	<u> </u> Yes	<u> X </u> No

Federal Awards Section

Not Applicable

**RIVERDALE BOARD OF EDUCATION
SCHEDULE OF FINDINGS AND QUESTIONED COSTS
FOR THE FISCAL YEAR ENDED JUNE 30, 2024**

Part 1 – Summary of Auditor's Results

State Awards Section

Internal control over major programs:

(1) Material weakness(es) identified: Yes X No

(2) Significant deficiencies identified that are not considered to be material weaknesses? Yes X None reported

Type of auditors' report issued on compliance for major programs

Unmodified

Any audit findings disclosed that are required to be reported in accordance with N.J. Circular Letter 15-08?

 Yes X No

Identification of major state programs:

GMIS Number

Name of State Program or Cluster

495-034-5094-003

Reimbursed TPAF Social Security Contributions

Dollar threshold used to distinguish between Type A and Type B programs:

\$ 750,000

Auditee qualified as low-risk auditee?

 X Yes No

**RIVERDALE BOARD OF EDUCATION
SCHEDULE OF FINDINGS AND QUESTIONED COSTS
FOR THE FISCAL YEAR ENDED JUNE 30, 2024**

Part 2 – Schedule of Financial Statement Findings

This section identifies the significant deficiencies, material weaknesses, and instances of noncompliance related to the basic financial statements that are required to be reported in accordance with Chapter 5.18 of *Government Auditing Standards*.

There are none.

**RIVERDALE BOARD OF EDUCATION
SCHEDULE OF FINDINGS AND QUESTIONED COSTS
FOR THE FISCAL YEAR ENDED JUNE 30, 2024**

***Part 3 – Schedule of Federal Awards and State Financial Assistance
Findings and Questioned Costs***

This section identifies the significant deficiencies, material weaknesses, and instances of noncompliance including questioned costs, related to the audit of major state programs, as required by New Jersey OMB's Circular 15-08.

CURRENT YEAR FEDERAL AWARDS

Not Applicable.

**RIVERDALE BOARD OF EDUCATION
SCHEDULE OF FINDINGS AND QUESTIONED COSTS
FOR THE FISCAL YEAR ENDED JUNE 30, 2024**

*Part 3 – Schedule of Federal Awards and State Financial Assistance
Findings and Questioned Costs*

This section identifies the significant deficiencies, material weaknesses, and instances of noncompliance including questioned costs, related to the audit of major state programs, as required by New Jersey OMB's Circular 15-08.

CURRENT YEAR STATE AWARDS

There are none.