

**BOARD OF EDUCATION
OF THE
TOWNSHIP OF WEST DEPTFORD
SCHOOL DISTRICT
WEST DEPTFORD, NEW JERSEY**



**ANNUAL COMPREHENSIVE FINANCIAL REPORT
FOR THE FISCAL YEAR ENDED
JUNE 30, 2024**

TOWNSHIP OF WEST DEPTFORD SCHOOL DISTRICT
Table of Contents

	<u>Page</u>
INTRODUCTORY SECTION	
Letter of Transmittal	2
Organizational Chart	7
Roster of Officials	8
Consultants and Advisors	9
FINANCIAL SECTION	
Independent Auditor's Report	11
Required Supplementary Information - Part I Management's Discussion and Analysis	15
Basic Financial Statements	
A. Government-Wide Financial Statements:	
A-1 Statement of Net Position	24
A-2 Statement of Activities	25
B. Fund Financial Statements:	
Governmental Funds:	
B-1 Balance Sheet	27
B-2 Statement of Revenues, Expenditures and Changes in Fund Balances	28
B-3 Reconciliation of the Statement of Revenues, Expenditures and Changes in Fund Balances of Governmental Funds to the Statement of Activities	29
Proprietary Funds:	
B-4 Combining Statement of Net Position	30
B-5 Combining Statement of Revenues, Expenses and Changes in Fund Net Position	31
B-6 Combining Statement of Cash Flows	32
Fiduciary Funds:	
B-7 Statement of Fiduciary Net Position	N/A
B-8 Statement of Changes in Fiduciary Net Position	N/A
Notes to Financial Statements	33
Required Supplementary Information - Part II	
C. Budgetary Comparison Schedules	
C-1 Budgetary Comparison Schedule - General Fund	71
C-1a Combining Schedule of Revenues, Expenditures and Changes in Fund Balance - Budget and Actual	N/A
C-1b Community Development Block Grant - Budget and Actual	N/A
C-2 Budgetary Comparison Schedule - Special Revenue Fund	82
C-3 Notes to Required Supplementary Information - Part II Budget-to-GAAP Reconciliation	84

TOWNSHIP OF WEST DEPTFORD SCHOOL DISTRICT
Table of Contents (Cont'd)

	Page
 Required Supplementary Information - Part III	
L. Schedules Related to Accounting and Reporting for Pensions	
L-1 Schedule of the School District's Proportionate Share of the Net Pension Liability - PERS	86
L-2 Schedule of the School District's Contributions – PERS	87
L-3 Schedule of the School District's Proportionate Share of the Net Pension Liability – TPAF	88
L-4 Schedule of the School District's Contributions – TPAF	89
L-5 Notes to Required Supplementary Information - Part III	90
 Required Supplementary Information - Part IV	
M. Schedules Related to Accounting and Reporting for OPEB	
M-1 Schedule of Changes in the School District's Total OPEB Liability and Related Ratios	92
M-2 Notes to Required Supplementary Information - Part IV	93
 Other Supplementary Information	
D. School Based Budget Schedules:	
D-1 Combining Balance Sheet	N/A
D-2 Blended Resource Fund - Schedule of Expenditures Allocated by Resource Type - Actual	N/A
D-3 Blended Resource Fund - Schedule of Blended Expenditures - Budget and Actual	N/A
E. Special Revenue Fund:	
E-1 Combining Schedule of Program Revenues and Expenditures - Budgetary Basis	96
E-2 Schedule of Preschool Education Aid Expenditures - Budgetary Basis	99
F. Capital Projects Fund:	
F-1 Summary Schedule of Project Expenditures	101
F-2 Summary Schedule of Revenues, Expenditures, and Changes in Fund Balances	102
F-2a Schedule(s) of Project Revenues, Expenditures, Project Balance and Project Status	103

TOWNSHIP OF WEST DEPTFORD SCHOOL DISTRICT
Table of Contents (Cont'd)

Other Supplementary Information (Cont'd)	Page
G. Proprietary Funds:	
Enterprise Fund:	
G-1 Combining Statement of Net Position	105
G-2 Combining Statement of Revenues, Expenses and Changes in Fund Net Position	106
G-3 Combining Statement of Cash Flows	107
Internal Service Fund:	
G-4 Combining Statement of Net Position	N/A
G-5 Combining Statement of Revenues, Expenses and Changes in Fund Net Position	N/A
G-6 Combining Statement of Cash Flows	N/A
H. Fiduciary Funds:	
H-1 Combining Statement of Fiduciary Net Position	N/A
H-2 Combining Statement of Changes in Fiduciary Net Position	N/A
H-3 Student Activity Agency Fund Schedule of Receipts and Disbursements	N/A
H-4 Payroll Agency Fund Schedule of Receipts and Disbursements	N/A
I. Long-Term Debt:	
I-1 Schedule of Serial Bonds	109
I-2 Schedule of Obligations under Leases	110
I-3 Debt Service Fund Budgetary Comparison Schedule	111
I-4 Schedule of Obligations under Subscription-Based Information Technology Arrangements	N/A

STATISTICAL SECTION (Unaudited)

Introduction to the Statistical Section

Financial Trends

J-1 Net Position by Component	114
J-2 Changes in Net Position	115
J-3 Fund Balances - Governmental Funds	117
J-4 Changes in Fund Balances - Governmental Funds	118
J-5 General Fund Other Local Revenue by Source	119

Revenue Capacity

J-6 Assessed Value and Actual Value of Taxable Property	121
J-7 Direct and Overlapping Property Tax Rates	122
J-8 Principal Property Taxpayers	123
J-9 Property Tax Levies and Collections	124

Debt Capacity

J-10 Ratios of Outstanding Debt by Type	126
J-11 Ratios of Net General Bonded Debt Outstanding	127
J-12 Direct and Overlapping Governmental Activities Debt	128
J-13 Legal Debt Margin Information	129

TOWNSHIP OF WEST DEPTFORD SCHOOL DISTRICT
Table of Contents (Cont'd)

	Page
STATISTICAL SECTION (Unaudited) (Cont'd)	
Demographic and Economic Information	
J-14 Demographic and Economic Statistics	131
J-15 Principal Employers	132
Operating Information	
J-16 Full-time Equivalent District Employees by Function/Program	134
J-17 Operating Statistics	135
J-18 School Building Information	136
J-19 Schedule of Required Maintenance Expenditures by School Facility	137
J-20 Insurance Schedule	138
SINGLE AUDIT SECTION	
K-1 Report on Internal Control over Financial Reporting and on Compliance and Other Matters Based on an Audit of Financial Statements Performed in Accordance with Government Auditing Standards	140
K-2 Report on Compliance for Each Major Program and Report on Internal Control over Compliance Required by the Uniform Guidance and State of New Jersey Circular 15-08-OMB	142
K-3 Schedule of Expenditures of Federal Awards, Schedule A	145
K-4 Schedule of Expenditures of State Financial Assistance, Schedule B	147
K-5 Notes to Schedules of Expenditures of Federal Awards and State Financial Assistance	149
K-6 Schedule of Findings and Questioned Costs:	
Section 1 - Summary of Auditor's Results	152
Section 2 - Schedule of Financial Statement Findings	154
Section 3 - Schedule of Federal Award Findings and Questioned Costs	155
Section 4 - Schedule of State Financial Assistance Findings and Questioned Costs	156
K-7 Summary Schedule of Prior Year Audit Findings and Questioned Costs as Prepared by Management	157

INTRODUCTORY SECTION

WEST DEPTFORD SCHOOL DISTRICT

Brian C. Gismondi, Ed.D., Superintendent of Schools
Shawnequa Carvalho, Ed.D., Assistant Superintendent for HR & CAO
Steven Jakubowski, Jr., Business Administrator/Board Secretary
Thomas N. Tucci, Director of Technology & Special Projects
Kimberly Seifring, Ed.D., Director of Special Education & Related Services



999 Kings Highway · West Deptford, New Jersey 08086
Phone# (856) 848-4300 · Fax# (856) 845-5743
www.wdeptford.k12.nj.us

January 3, 2025

Honorable President and
Members of the Board of Education
Township of West Deptford School District
County of Gloucester, New Jersey

Dear Board Members:

The annual comprehensive financial report of the Township of West Deptford School District for the fiscal year ended June 30, 2024, is hereby submitted. Responsibility for both the accuracy of the data and completeness and fairness of the presentation, including all disclosures, rests with the management of the Board of Education (Board). To the best of our knowledge and belief, the data presented in this report is accurate in all material respects and is reported in a manner designed to present fairly the financial position and results of operations of the various funds of the District. All disclosures necessary to enable the reader to gain an understanding of the District's financial activities have been included.

The annual comprehensive financial report is presented in four sections: introductory, financial, statistical and single audit. The introductory section includes this transmittal letter, the District's organizational chart and a list of principal officials. The financial section includes the general-purpose financial statements and schedules, as well as the auditor's report thereon. The statistical section includes selected financial and demographic information, generally presented on a multi-year basis. The District is required to undergo an annual single audit in conformity with the provisions of the OMB's Uniform Guidance and the State of New Jersey Circular Letter 15-08-OMB. Information related to this single audit, including the auditor's report on the internal control structure and compliance with applicable laws and regulations and findings and questioned costs, are included in the single audit section of this report.

1. REPORTING ENTITY AND ITS SERVICES:

The West Deptford Public School District is an independent reporting entity within the criteria adopted by the Governmental Accounting Standard Board (GASB) as established by NCGA Statement No. 3. All funds of the district are included in this report; the West Deptford Public School District and all its schools constitute the district's reporting entity. The West Deptford Public School District provides a full range of educational services appropriate to grade levels Pre-K through 12. These include regular and vocational as well as special education for children with special needs. The West Deptford Public School District enrollment for 2023-2024 was 2,856 students, which is 7 students below the previous year's enrollment.

WEST DEPTFORD SCHOOL DISTRICT

Brian C. Gismondi, Ed.D., Superintendent of Schools
Shawnequa Carvalho, Ed.D., Assistant Superintendent for HR & CAO
Steven Jakubowski, Jr., Business Administrator/Board Secretary
Thomas N. Tucci, Director of Technology & Special Projects
Kimberly Seifring, Ed.D., Director of Special Education & Related Services



999 Kings Highway · West Deptford, New Jersey 08086
Phone# (856) 848-4300 · Fax# (856) 845-5743
www.wdeptford.k12.nj.us

The following details the changes in the student average daily enrollment of the School District over the last ten fiscal years.

District Enrollment

<u>Fiscal Year</u>	<u>Student Enrollment</u>	<u>Percent Change</u>
2014-2015	3,013	-0.01%
2015-2016	2,913	-3.32%
2016-2017	2,954	1.41%
2017-2018	2,942	-0.41%
2018-2019	2,904	-1.29%
2019-2020	2,938	1.17%
2020-2021	2,877	-2.08%
2021-2022	2,873	-0.14%
2022-2023	2,863	-0.35%
2023-2024	2,856	-0.002%

2. REPORTING ENTITY AND ITS SERVICES:

West Deptford Township, a community of over 20,000 lies in the northwest section of Gloucester County. Within the Township's 18 square miles is an excellent mix of residential, commercial and industrial properties as well as several small farming areas. The Township contains 2 major industrial/business parks - Mid-Atlantic and Forest Park, which house plenty of diverse businesses. In addition, there are several other industrial sites throughout the Township. The Township offers its residents an excellent array of community-based programs and services such as a Public Library, local theater organization, summer concert series, annual community and holiday events as well as community food and toy drive in conjunction with their partners at the School District and non-profit organizations serving the area. They also maintain several active and passive recreation areas and athletic fields for use by youth and adult sport's programs in the community.

WEST DEPTFORD SCHOOL DISTRICT

Brian C. Gismondi, Ed.D., Superintendent of Schools
Shawnequa Carvalho, Ed.D., Assistant Superintendent for HR & CAO
Steven Jakubowski, Jr., Business Administrator/Board Secretary
Thomas N. Tucci, Director of Technology & Special Projects
Kimberly Seifring, Ed.D., Director of Special Education & Related Services



999 Kings Highway · West Deptford, New Jersey 08086
Phone# (856) 848-4300 · Fax# (856) 845-5743
www.wdeptford.k12.nj.us

3. MAJOR INITIATIVES:

- Continued implementation/professional development of our Math Envisions Program
- Continued Wilson Training and Certification
- Continued updates to our School Safety protocols including infrastructure and protocols
- Continued 1-to-1 laptop initiative in grades (5-12) with expand usage within the earlier grades
- Budgeting for and planning to conduct own School Bus Transportation
- Utilize the Rod Grant monies to update HVAC systems in Green-Fields School
- Initial planning for future school bond referendum for capital improvements

4. INTERNAL ACCOUNTING CONTROLS:

Management of the West Deptford Public School District is responsible for establishing and maintaining internal controls designed to ensure that the assets of the West Deptford Board of Education are protected from loss, theft or misuse and to ensure that adequate accounting data are compiled to allow for the preparation of financial statements in conformity with Generally Accepted Accounting Principles (GAAP). The internal control structure is designed to provide reasonable, but not absolute, assurance that these objectives are met. Continued development of purchasing procedures under current law, Board policy and best practices from other school districts. Continued training was provided to all administrators and department heads to ensure that the purchasing laws are abided by.

As a recipient of federal awards and state financial assistance, the West Deptford Public School District is responsible for ensuring that an adequate internal control structure is in place to ensure compliance with applicable laws and regulations related to those programs. The internal control structure is also subject to periodic evaluation by the West Deptford Board of Education.

As part of the West Deptford Public School District's single audit described earlier, tests are made to determine the adequacy of the internal control structure, including that portion related to federal awards and state financial assistance programs, as well as to determine that the West Deptford Public School District has complied with applicable laws and regulations.

WEST DEPTFORD SCHOOL DISTRICT

Brian C. Gismondi, Ed.D., Superintendent of Schools
Shawnequa Carvalho, Ed.D., Assistant Superintendent for HR & CAO
Steven Jakubowski, Jr., Business Administrator/Board Secretary
Thomas N. Tucci, Director of Technology & Special Projects
Kimberly Seifring, Ed.D., Director of Special Education & Related Services



999 Kings Highway · West Deptford, New Jersey 08086
Phone# (856) 848-4300 · Fax# (856) 845-5743
www.wdeptford.k12.nj.us

5. BUDGETARY CONTROLS:

In addition to internal accounting controls, the West Deptford Public School District maintains budgetary controls. The objective of these budgetary controls is to ensure compliance with legal provisions embodied in the annual appropriated budget. Annual appropriated budgets are adopted for the General Fund, the Special Revenue Fund, and the Debt Service Fund. When project-length budgets are approved for the capital improvements accounted for in the Capital Projects Fund. The final budget amount as amended for the fiscal year is reflected in the financial section.

An encumbrance accounting system is used to record outstanding purchase commitments on a line item basis. Open encumbrances at year-end are either canceled or included as re-appropriations of fund balance in the subsequent year.

6. ACCOUNTING SYSTEM AND REPORTS:

The district's accounting records reflect generally accepted accounting principles, as promulgated by the Governmental Accounting Standards Board (GASB). The district's accounting system is organized on the basis of funds. The funds are explained in "Notes to Financial Statements," Note 1.

We utilize an accounting system that allows us to follow the State of New Jersey Department of Education Uniformed Minimum Chart of Accounts for Public Schools.

7. CASH MANAGEMENT:

The investment policy of the District is guided in large part by state statute as detailed in "Notes to the Financial Statements," Note 2. The District has adopted a cash management plan which requires it to deposit public funds in public depositories protected from loss under the provisions of the Governmental Unit Deposit Protection Act ("GUDPA"). GUDPA was enacted in 1970 to protect governmental units from a loss of funds on deposit with a failed banking institution in New Jersey. The law requires governmental units to deposit public funds only in public depositories located in New Jersey, where the funds are secured in accordance with the Act.

WEST DEPTFORD SCHOOL DISTRICT

Brian C. Gismondi, Ed.D., Superintendent of Schools
Shawnequa Carvalho, Ed.D., Assistant Superintendent for HR & CAO
Steven Jakubowski, Jr., Business Administrator/Board Secretary
Thomas N. Tucci, Director of Technology & Special Projects
Kimberly Seifring, Ed.D., Director of Special Education & Related Services



999 Kings Highway · West Deptford, New Jersey 08086
Phone# (856) 848-4300 · Fax# (856) 845-5743
www.wdeptford.k12.nj.us

8. RISK MANAGEMENT:

The Board carries various forms of insurance, including but not limited to general liability, automobile liability and comprehensive/collision, hazard and theft insurance on property and contents, and fidelity bonds.

9. OTHER INFORMATION:

Independent Audit – State statutes require an annual audit by independent certified public accountants or registered municipal accountants. The Board of Education, at its reorganization meeting, appointed the accounting firm of Bowman & Company LLP. In addition to meeting the requirements of Title 2 U.S. Code of Federal Regulations Part 200, Uniform Administrative Requirements, Cost Principles, and Audit Requirements for Federal Awards (Uniform Guidance); and State of New Jersey Circular 15-08-OMB, Single Audit Policy for Recipients of Federal Grants, State Grants and State Aid, the auditor's report on the general-purpose financial statements and individual fund statements and schedules are included in the financial section of this report. The auditor's report related specifically to the single audit is included in the single audit section of this report.

10. ACKNOWLEDGEMENTS:

We would like to express our appreciation to the members of the West Deptford Board of Education for their concern in providing fiscal accountability to the citizens and taxpayers of West Deptford and thereby contributing their full support to the development and maintenance of our financial operation. The preparation of this report could not have been accomplished without the efficient and dedicated services of our central office staff.

Respectfully submitted,

A handwritten signature in black ink, appearing to read "B. Gismondi", written over a horizontal line.

Brian Gismondi
Superintendent of Schools

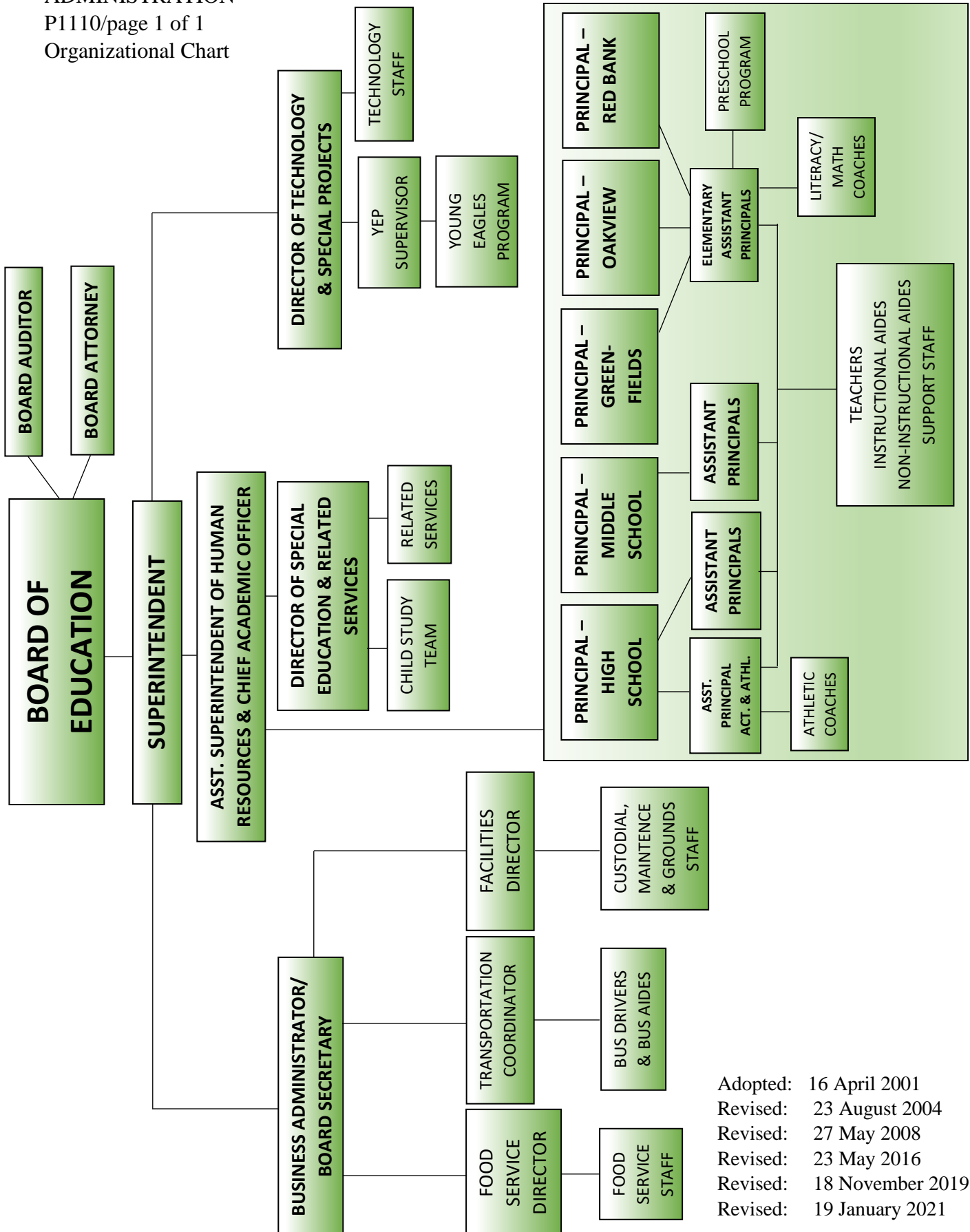
A handwritten signature in blue ink, appearing to read "S. Jakubowski", written over a horizontal line.

Steven Jakubowski
School Business Administrator/
Board Secretary

POLICY

WEST DEPTFORD BOARD OF EDUCATION

ADMINISTRATION
P1110/page 1 of 1
Organizational Chart



Adopted: 16 April 2001
 Revised: 23 August 2004
 Revised: 27 May 2008
 Revised: 23 May 2016
 Revised: 18 November 2019
 Revised: 19 January 2021

**TOWNSHIP OF WEST DEPTFORD SCHOOL DISTRICT
BOARD OF EDUCATION**

**ROSTER OF OFFICIALS
JUNE 30, 2024**

MEMBERS OF THE BOARD OF EDUCATION	TERM EXPIRES
Brian Perticari, Board President	2024
Kimberly Schultz, Esq., Board Vice-President	2024
Nancy Barna	2025
Matthew Dechen	2026
Brett Fetty	2024
Daniel Grazioli	2026
Lindsey Krautwald	2026
Jacquelyn Naphys	2025
Dr. Drew Ricchiuti	2025

OTHER OFFICIALS

Brian Gismondi, Ed.D., Superintendent

Steven Jakubowski, Jr., School Business Administrator / Board Secretary

Shawnequa Carvalho, Ed.D., Assistant Superintendent of Human Resource
& Chief Academic Officer

Thomas N. Tucci, Director of Technology & Special Projects

Kimberly Seifring, Ed.D., Director of Special Education & Related Services

Florio Perrucci Steinhardt Cappelli Tipton & Taylor, LLC., Board Solicitor

**TOWNSHIP OF WEST DEPTFORD SCHOOL DISTRICT
BOARD OF EDUCATION**

CONSULTANTS AND ADVISORS

ENGINEER

Bryson & Yates Consulting Engineers, LLC
307 Greentree Road
Sewell, NJ 08080

ARCHITECT

McKernan Architects & Associates, LLC
100 Dobbs Lane, Suite 204
Cherry Hill, NJ 08034

AUDIT FIRM

Bowman & Company LLP
601 White Horse Road
Voorhees, New Jersey 080403

ATTORNEY

Florio Perrucci Steinhardt Cappelli Tipton & Taylor
1010 Kings Hwy South, Building 2
Cherry Hill, New Jersey 08034

OFFICIAL DEPOSITORY

Fulton Bank
100 Park Ave
Woodbury, New Jersey 08096

FINANCIAL SECTION

INDEPENDENT AUDITOR'S REPORT

The Honorable President and
Members of the Board of Education
Township of West Deptford School District
West Deptford, New Jersey 08066

Report on the Audit of the Financial Statements

Opinions

We have audited the financial statements of the governmental activities, the business-type activities, and each major fund of the Township of West Deptford School District, in the County of Gloucester, State of New Jersey, as of and for the fiscal year ended June 30, 2024, and the related notes to the financial statements, which collectively comprise the School District's basic financial statements as listed in the table of contents.

In our opinion, the accompanying financial statements referred to above present fairly, in all material respects, the respective financial position of the governmental activities, the business-type activities, and each major fund of the Township of West Deptford School District, in the County of Gloucester, State of New Jersey, as of June 30, 2024, and the respective changes in financial position, and, where applicable, cash flows thereof for the fiscal year then ended in accordance with accounting principles generally accepted in the United States of America.

Basis for Opinions

We conducted our audit in accordance with auditing standards generally accepted in the United States of America; the standards applicable to financial audits contained in *Government Auditing Standards*, issued by the Comptroller General of the United States; and audit requirements as prescribed by the Office of School Finance, Department of Education, State of New Jersey. Our responsibilities under those standards are further described in the *Auditor's Responsibilities for the Audit of the Financial Statements* section of our report. We are required to be independent of the School District and to meet our other ethical responsibilities, in accordance with the relevant ethical requirements relating to our audit. We believe that the audit evidence we have obtained is sufficient and appropriate to provide a basis for our audit opinions.

Responsibilities of Management for the Financial Statements

Management is responsible for the preparation and fair presentation of the financial statements in accordance with accounting principles generally accepted in the United States of America, and for the design, implementation, and maintenance of internal control relevant to the preparation and fair presentation of financial statements that are free from material misstatement, whether due to fraud or error.

In preparing the financial statements, management is required to evaluate whether there are conditions or events, considered in the aggregate, that raise substantial doubt about the School District's ability to continue as a going concern for twelve months beyond the financial statement date, including any currently known information that may raise substantial doubt shortly thereafter.

Auditor's Responsibilities for the Audit of the Financial Statements

Our objectives are to obtain reasonable assurance about whether the financial statements as a whole are free from material misstatement, whether due to fraud or error, and to issue an auditor's report that includes our opinions. Reasonable assurance is a high level of assurance but is not absolute assurance and therefore is not a guarantee that an audit conducted in accordance with auditing standards generally accepted in the United States of America and *Government Auditing Standards* will always detect a material misstatement when it exists. The risk of not detecting a material misstatement resulting from fraud is higher than for one resulting from error, as fraud may involve collusion, forgery, intentional omissions, misrepresentations, or the override of internal control. Misstatements are considered material if there is a substantial likelihood that, individually or in the aggregate, they would influence the judgment made by a reasonable user based on the financial statements.

In performing an audit in accordance with auditing standards generally accepted in the United States of America and *Government Auditing Standards*, we:

- Exercise professional judgment and maintain professional skepticism throughout the audit.
- Identify and assess the risks of material misstatement of the financial statements, whether due to fraud or error, and design and perform audit procedures responsive to those risks. Such procedures include examining, on a test basis, evidence regarding the amounts and disclosures in the financial statements.
- Obtain an understanding of internal control relevant to the audit in order to design audit procedures that are appropriate in the circumstances, but not for the purpose of expressing an opinion on the effectiveness of the School District's internal control. Accordingly, no such opinion is expressed.
- Evaluate the appropriateness of accounting policies used and the reasonableness of significant accounting estimates made by management, as well as evaluate the overall presentation of the financial statements.
- Conclude whether, in our judgment, there are conditions or events, considered in the aggregate, that raise substantial doubt about the School District's ability to continue as a going concern for a reasonable period of time.

We are required to communicate with those charged with governance regarding, among other matters, the planned scope and timing of the audit, significant audit findings, and certain internal control-related matters that we identified during the audit.

Required Supplementary Information

Accounting principles generally accepted in the United States of America require that the management's discussion and analysis, budgetary comparison information, schedule of the School District's proportionate share of the net pension liability, schedule of the School District's pension contributions, and schedule of changes in the School District's total OPEB liability and related ratios, as listed in the table of contents, be presented to supplement the basic financial statements. Such information is the responsibility of management and, although not a part of the basic financial statements, is required by the Governmental Accounting Standards Board who considers it to be an essential part of financial reporting for placing the basic financial statements in an appropriate operational, economic, or historical context. We have applied certain limited procedures to the required supplementary information in accordance with auditing standards generally accepted in the United States of America, which consisted of inquiries of management about the methods of preparing the information and comparing the information for consistency with management's responses to our inquiries, the basic financial statements, and other knowledge we obtained during our audit of the basic financial statements. We do not express an opinion or provide any assurance on the information because the limited procedures do not provide us with sufficient evidence to express an opinion or provide any assurance.

Supplementary Information

Our audit was conducted for the purpose of forming opinions on the financial statements that collectively comprise the Township of West Deptford School District's basic financial statements. The combining statements and related major fund supporting statements and schedules, are presented for purposes of additional analysis, as required by the Office of School Finance, Department of Education, State of New Jersey, and are not a required part of the basic financial statements. The accompanying schedules of expenditures of federal awards and state financial assistance, as required by Title 2 U.S. Code of Federal Regulations Part 200, *Uniform Administrative Requirements, Cost Principles, and Audit Requirements for Federal Awards* (Uniform Guidance), and State of New Jersey Circular 15-08-OMB, *Single Audit Policy for Recipients of Federal Grants, State Grants and State Aid*, respectively, are also presented for purposes of additional analysis and are not a required part of the basic financial statements. Such information is the responsibility of management and was derived from and relates directly to the underlying accounting and other records used to prepare the basic financial statements. The information has been subjected to the auditing procedures applied in the audit of the basic financial statements and certain additional procedures, including comparing and reconciling such information directly to the underlying accounting and other records used to prepare the basic financial statements or to the basic financial statements themselves, and other additional procedures in accordance with auditing standards generally accepted in the United States of America. In our opinion, the combining statements and related major fund supporting statements and schedules, and schedules of expenditures of federal awards and state financial assistance are fairly stated, in all material respects, in relation to the basic financial statements as a whole.

Other Information

Management is responsible for the other information included in the annual report. The other information comprises the introductory and statistical sections but does not include the basic financial statements and our auditor's report thereon. Our opinions on the basic financial statements do not cover the other information, and we do not express an opinion or any form of assurance thereon.

In connection with our audit of the basic financial statements, our responsibility is to read the other information and consider whether a material inconsistency exists between the other information and the basic financial statements, or the other information otherwise appears to be materially misstated. If, based on the work performed, we conclude that an uncorrected material misstatement of the other information exists, we are required to describe it in our report.

Other Reporting Required by Government Auditing Standards

In accordance with *Government Auditing Standards*, we have also issued our report dated January 3, 2025 on our consideration of the Township of West Deptford School District's internal control over financial reporting and on our tests of its compliance with certain provisions of laws, regulations, contracts, and grant agreements and other matters. The purpose of that report is solely to describe the scope of our testing of internal control over financial reporting and compliance and the results of that testing, and not to provide an opinion on the effectiveness of the Township of West Deptford School District's internal control over financial reporting or on compliance. That report is an integral part of an audit performed in accordance with *Government Auditing Standards* in considering the Township of West Deptford School District's internal control over financial reporting and compliance.

Respectfully submitted,

Bowman & Company LLP

BOWMAN & COMPANY LLP
Certified Public Accountants
& Consultants

Carol A. McAllister

Carol A. McAllister
Certified Public Accountant
Public School Accountant No. CS 238400

Voorhees, New Jersey
January 3, 2025

REQUIRED SUPPLEMENTARY INFORMATION
PART I

TOWNSHIP OF WEST DEPTFORD SCHOOL DISTRICT
Management's Discussion and Analysis
For the Fiscal Year Ended June 30, 2024
(Unaudited)

The management's discussion and analysis of the Township of West Deptford School District (School District) financial performance provides an overall review of the School District's financial activities for the fiscal years ended June 30, 2024 and 2023. The intent of the discussion and analysis is to look at the School District's financial performance and review the notes to the basic financial statements to enhance the understanding of the School District's financial performance. It is recommended that the discussion and analysis be read in conjunction with a transmittal letter at the front of this financial report.

FINANCIAL HIGHLIGHTS

Financial highlights for fiscal year 2024 are as follows:

- The total assets and deferred outflows of resources of the School District exceeded its total liabilities and deferred inflows of resources at the close of the most recent fiscal year by \$11,618,040 (net position).
- Governmental activities have an unrestricted (deficit) net position of (\$8,347,719). The accounting treatments for pensions, compensated absences payable and the last state aid payment, and state statutes that prohibit school districts from maintaining more than 2% of its general fund expenditures as unrestricted fund balance are primarily responsible for this deficit balance.
- The total net position of the School District at fiscal year-end decreased by \$991,195, a 7.86% decrease from 2022-2023.
- As of the close of the current fiscal year, the School District's governmental funds reported combined ending fund balances of \$4,098,623, a decrease of \$3,775,367 in comparison with the prior year.
- Business-type activities have unrestricted net position of \$1,162,230, which may be used to meet the School District's ongoing obligations of the enterprise-related activities (Food Service and Young Eagles Program).

OVERVIEW OF THE FINANCIAL STATEMENTS

The financial section of this annual report consists of two parts: Part I, management's discussion and analysis (this section), the basic financial statements with the accompanying note disclosures; and Part II, budgetary comparison schedules, notes to the required supplementary information and other supplementary information. The basic financial statements include the government-wide and fund financial statements that present different views of the School District:

- The first statements, Exhibit A-1 and A-2, are government-wide financial statements that provide both long-term and short-term information about the School District's overall financial status.
- The remaining statements are fund financial statements that focus on individual parts of the School District's operations in more detail than the government-wide statements.

The governmental fund statements tell how general government services were financed in the short-term as well as what remains for future spending.

Proprietary fund statements offer short-term and long-term financial information about those types of activities that operate like a business.

The financial statements also include notes that explain some of the information in the financial statements and provide more detailed data.

The statements are followed by another section, Part II that contains required supplementary information that further explains and supports the information in the financial statements including; budget schedules, reconciliations and individual fund statements.

TOWNSHIP OF WEST DEPTFORD SCHOOL DISTRICT
Management's Discussion and Analysis
For the Fiscal Year Ended June 30, 2024
(Unaudited) (Cont'd)

OVERVIEW OF THE FINANCIAL STATEMENTS (CONT'D)

Reporting the School District as a Whole

Statement of Net Position and the Statement of Activities

The Statement of Net Position and the Statement of Activities include all assets and liabilities of the School District using the accrual basis of accounting similar to the accounting used by most private-sector companies. This basis of accounting takes into account all of the current year's revenues and expenses regardless of when cash is received or paid.

These two statements report the School District's net position and changes in those assets. This change in net position is important because it tells the reader that, for the entity as a whole, the financial position of the School District has improved or diminished. The causes of this change may be the result of both financial and non-financial factors. Non-financial factors include the School District's facilities condition, required educational programs and other factors.

In the Statement of Net Position and the Statement of Activities, the School District reports governmental and business-type activities. Governmental activities are the activities where most of the School District's programs and services are reported including, but not limited to, instruction, support services, operation and maintenance of plant, pupil transportation and special schools.

Reporting the School District's Most Significant Funds

Fund Financial Statements

The Fund financial reports provide detailed information about the School District's major funds. The School District uses several funds to account for a variety of financial transactions. However, these fund financial statements focus on the School District's most significant funds. The School District's major governmental funds are the General Fund, the Special Revenue Fund, and the Debt Service Fund.

Governmental Funds

Most of the School District's activities are reported in governmental funds, which focus on how money flows into and out of those funds and the balances left at year-end available for spending in future periods. These funds are reported using an accounting method called modified accrual basis of accounting, which measures cash and all other financial assets that can be readily converted to cash. The governmental fund statements provide a detailed short-term view of the School District's general government operations and the basic services it provides. Governmental fund information helps you determine whether there are more or fewer financial resources that can be spent in the near future to finance educational programs. The relationship (or differences) between governmental activities (reported in the Statement of Net Position and the Statement of Activities) and governmental funds is reconciled in Exhibit B-3 of the financial statements.

TOWNSHIP OF WEST DEPTFORD SCHOOL DISTRICT
Management's Discussion and Analysis
For the Fiscal Year Ended June 30, 2024
(Unaudited) (Cont'd)

OVERVIEW OF THE FINANCIAL STATEMENTS (CONT'D)

As previously mentioned, the financial activity for the School District as a whole is reflected in two Statements, The Statement of Net Position and The Statement of Activities. The Statement of Net Position provides the perspective of the School District's net position as a whole and is comprised of the Governmental Activities and the Business-Type Activities. Table 1 provides a summary of the School District's net position for fiscal years 2024 and 2023.

TABLE 1
Net Position

	Governmental Activities		Business-Type Activities		Totals		Changes in Totals	
	<u>2024</u>	<u>2023</u>	<u>2024</u>	<u>2023</u>	<u>2024</u>	<u>2023</u>	<u>Amount</u>	<u>%</u>
Assets:								
Current and Other Assets	\$ 5,686,801	\$ 9,140,368	\$ 1,243,678	\$ 1,470,833	\$ 6,930,479	\$ 10,611,201	\$(3,680,722)	-34.69%
Capital Assets	32,927,200	28,744,862	297,031	85,430	33,224,231	28,830,292	4,393,939	15.24%
Total Assets	38,614,001	37,885,230	1,540,709	1,556,263	40,154,710	39,441,493	713,217	1.81%
Deferred Outflows of Resources:								
Related to Pensions	978,554	1,155,134			978,554	1,155,134	(176,580)	-15.29%
Liabilities:								
Long-Term Liabilities	25,557,435	23,677,055			25,557,435	23,677,055	1,880,380	7.94%
Other Liabilities	2,938,785	2,501,297	81,448	68,750	3,020,233	2,570,047	450,186	17.52%
Total Liabilities	28,496,220	26,178,352	81,448	68,750	28,577,668	26,247,102	2,330,566	8.88%
Deferred Inflows of Resources:								
Related to Pensions	937,556	1,740,290			937,556	1,740,290	(802,734)	-46.13%
Net Position:								
Net Investment in Capital Assets	15,276,622	13,438,866	297,031	85,430	15,573,653	13,524,296	2,049,357	15.15%
Restricted	3,229,876	6,341,423			3,229,876	6,341,423	(3,111,547)	-49.07%
Unrestricted (Deficit)	(8,347,719)	(8,658,567)	1,162,230	1,402,083	(7,185,489)	(7,256,484)	70,995	-0.98%
Total Net Position	\$ 10,158,779	\$ 11,121,722	\$ 1,459,261	\$ 1,487,513	\$ 11,618,040	\$ 12,609,235	\$ (991,195)	-7.86%

The School District is required to implement Governmental Accounting Standards Board (GASB) Statement No. 68, Accounting and Financial Reporting for Pensions - an amendment of GASB Statement No. 27, and GASB Statement No. 71, Pension Transition for Contributions Made Subsequent to the Measurement Date - an amendment of GASB No. 68. Table 2 provides an illustration of the impact that GASBS 68 and 71 had to the School District's Unrestricted Net Position.

TABLE 2
Statement of Net Position - Effect of Pension Related Items

	<u>June 30, 2024</u>	<u>June 30, 2023</u>	<u>Change</u>	<u>% Change</u>
Deferred Outflows Related to Pensions	\$ 978,554	\$ 1,155,134	\$ (176,580)	-15.29%
Less: Accounts Payable Related to Pensions	(850,654)	(721,242)	(129,412)	17.94%
Less: Net Pension Liability	(7,816,320)	(8,391,707)	575,387	6.86%
Less: Deferred Inflows Related to Pensions	(937,556)	(1,740,290)	802,734	46.13%
	<u>\$ (8,625,976)</u>	<u>\$ (9,698,105)</u>	<u>\$ 1,072,129</u>	<u>11.06%</u>

TOWNSHIP OF WEST DEPTFORD SCHOOL DISTRICT
Management's Discussion and Analysis
For the Fiscal Year Ended June 30, 2024
(Unaudited) (Cont'd)

OVERVIEW OF THE FINANCIAL STATEMENTS (CONT'D)

Table 3 shows a summary of changes in net position for fiscal years 2024 and 2023.

TABLE 3
Change in Net Position

	Governmental Activities		Business-Type Activities		Totals	
	<u>2024</u>	<u>2023</u>	<u>2024</u>	<u>2023</u>	<u>2024</u>	<u>2023</u>
Revenues:						
Program Revenues:						
Charges for Services	\$ 849,151	\$ 769,644	\$ 1,055,556	\$ 1,151,950	\$ 1,904,707	\$ 1,921,594
Operating Grants and Contributions	11,015,567	11,191,518	737,592	796,518	11,753,159	11,988,036
Capital Grants and Contributions	950,985	48,886			950,985	48,886.00
General Revenues:						
Property Taxes	37,479,621	36,752,295			37,479,621	36,752,295
Grants and Contributions	15,921,872	15,654,115			15,921,872	15,654,115
Other	424,376	254,557	3,209	13,064	427,585	267,621
Total Revenues	66,641,572	64,671,015	1,796,357	1,961,532	68,437,929	66,632,547
Expenses:						
Instruction:						
Regular	20,100,611	19,279,618			20,100,611	19,279,618
Special Education	5,877,941	5,456,203			5,877,941	5,456,203
Other Instruction	1,382,630	1,258,423			1,382,630	1,258,423
Tuition	3,098,162	2,786,056			3,098,162	2,786,056
Support Services:						
Student and Instruction Related	7,598,113	7,422,719			7,598,113	7,422,719
School Administrative Services	1,985,793	1,959,025			1,985,793	1,959,025
Other Administrative Services	1,980,278	1,874,055			1,980,278	1,874,055
Plant Operations and Maintenance	5,978,954	5,368,037			5,978,954	5,368,037
Pupil Transportation	4,751,943	4,871,414			4,751,943	4,871,414
Unallocated Benefits & On-behalf Contributions	14,402,788	13,555,385			14,402,788	13,555,385
Transfer to Charter Schools	76,187	106,752			76,187	106,752
Interest on Long-Term Debt	371,115	328,969			371,115	328,969
Loss on Disposal of Capital Assets		374,613			-	374,613.00
Business-Type Activities			1,824,609	1,756,008	1,824,609	1,756,008
Total Expenses	67,604,515	64,641,269	1,824,609	1,756,008	69,429,124	66,397,277
Increase (Decrease) in Net Position	(962,943)	29,746	(28,252)	205,524	(991,195)	235,270
Beginning Net Position	11,121,722	11,091,976	1,487,513	1,281,989	12,609,235	12,373,965
Ending Net Position	<u>\$ 10,158,779</u>	<u>\$ 11,121,722</u>	<u>\$ 1,459,261</u>	<u>\$ 1,487,513</u>	<u>\$ 11,618,040</u>	<u>\$ 12,609,235</u>

TOWNSHIP OF WEST DEPTFORD SCHOOL DISTRICT
Management's Discussion and Analysis
For the Fiscal Year Ended June 30, 2024
(Unaudited) (Cont'd)

FINANCIAL ANALYSIS OF THE DISTRICT AS A WHOLE

Governmental Activities

In 2023-2024, Governmental Activities Revenues were \$66,641,572 or 97.38% of total revenues.

In 2022-2023, Governmental Activities Revenues were \$64,671,015 or 97.06% of total revenues.

The net increase of \$1,970,557 in Governmental Activities Revenue from FY 2022-2023 to FY 2023-2024 was mainly related to the following: a) State Aid revenues increasing \$495,586 from FY 2022-2023; b) Federal and State Grants increasing \$1,330,592 in the special revenue fund from FY2022-2023; and b) local revenue increasing \$253,933 from FY2022-2023, mostly from interest earned on deposits.

In 2023-2024, General Revenues - Property Taxes of \$37,479,621 made up 56.24%, and General Revenues – Grants and Contributions of \$15,921,872 made up 23.89% of total revenues.

In 2022-2023, General Revenues - Property Taxes of \$36,752,295 made up 56.83%, and General Revenues – Grants and Contributions of \$15,654,115 made up 24.21% of total revenues.

In 2023-2024, the School District's Governmental Activities Expenditures increased by \$2,963,246 or 4.58% from 2022-2023. The increase was related to the following: a) increase in instructional expenses, including tuition paid for out-of-district placement, of \$1,679,044; and, b) increase in employee benefits expenses by approximately \$1,015,720.

Business-Type Activities

In 2023-2024 Business-Type Activities Revenues were \$1,796,357 or 2.62% of total revenues. In 2022-2023 Business-Type Activities Revenues were \$1,961,532 or 2.94% of total revenues.

Charges for Services for Business-Type Activities were \$1,055,556 in 2023-2024 compared to \$1,151,950 in 2022-2023, a 8.42% decrease. The decrease was attributed to fewer reimbursable meals served and fewer young eagles enrollments in 2023-2024.

Expenses for Business-Type Activities were \$1,824,609 in 2023-2024 compared to \$1,756,008 in 2022-2023, a 3.91% increase. The increase in expenses are due to increases in salaries and employee benefits costs due to higher minimum wages, in addition to the cost of living adjustments.

General Fund Budgeting Highlights

The School District's budget is prepared in accordance with New Jersey law. The most significant budgeted fund is the General Fund.

For the General Fund, the final budget basis revenue estimate was \$52,856,665, which was equal to the original estimate.

During Fiscal Year 2024, the School District budgeted \$36,630,046 and \$15,680,376 for local tax levy and state aid revenues, respectively. The School District also received \$1,790,578 in reimbursed TPAF Social Security aid, and \$10,876,112 in on-behalf TPAF Medical, Non-Contributory Insurance, Long-Term Disability Insurance and Pension Contributions. This has resulted in a favorable revenue variance.

The final budget basis expenditure appropriation estimate was \$57,073,806, which was equal to the original estimate.

TOWNSHIP OF WEST DEPTFORD SCHOOL DISTRICT
Management's Discussion and Analysis
For the Fiscal Year Ended June 30, 2024
(Unaudited) (Cont'd)

FINANCIAL ANALYSIS OF THE DISTRICT AS A WHOLE (CONT'D)

General Fund Budgeting Highlights (Cont'd)

At the end of the current fiscal year, unassigned fund balance (budgetary basis) of the general fund was \$1,273,966 while total fund balance (budgetary basis) was \$4,148,222. As a measure of the general fund's liquidity, it may be useful to compare both unassigned fund balance (budgetary basis) and total fund balance (budgetary basis) to total general fund expenditures. Actual (budgetary basis) expenditures of the general fund including other financing sources amounted to \$68,520,044. Unassigned fund balance (budgetary basis) represents 1.86% of expenditures while total fund balance (budgetary basis) represents 6.05% of that same amount.

Financial Analysis of the Government's Funds

Governmental Funds - As of the end of the current fiscal year, the School District's governmental funds reported combining ending fund balances of \$4,098,623, a decrease of \$3,775,367 in comparison with the prior year.

Of the combined ending fund balances of \$4,098,623, unassigned fund balance is a deficit of (\$101,183), the deficit in fund balance is a result of delay in the June payments of state aid, as discussed in the notes to financial statements. The remainder of fund balance of \$4,199,806 is restricted, committed or assigned for various purposes.

Proprietary Funds - As of the end of the current fiscal year, the School District's proprietary funds had \$1,162,230 in unrestricted net position.

CAPITAL ASSETS

At the end of the fiscal year 2023-2024, the School District, as a whole, had a net book value of \$33,224,231 in land, construction in progress, land improvements, buildings and improvements, and equipment, including leased equipment.

Major capital asset events for Governmental Activities during the current fiscal year included the following:

- Depreciation and amortization expense of \$12,477,407.
- Capital Assets addition of \$4,393,939 in cost basis.

Table 4 shows a summary of the fiscal years 2022-2023 and 2023-2024 balances.

TABLE 4
Capital Assets (Net of Accumulated Depreciation and Amortization)

	<u>June 30, 2024</u>	<u>June 30, 2023</u>
Land	\$ 313,404	\$ 313,404
Construction In Progress	2,089,882	235,669
Land Improvements	4,175,396	4,400,910
Building and Improvements	20,411,375	21,461,359
Furniture, Fixtures and Equipment	<u>6,234,174</u>	<u>2,418,950</u>
Total Capital Assets, Net	<u>\$ 33,224,231</u>	<u>\$ 28,830,292</u>

Additional information on the School District's capital assets can be found in the notes to the basic financial statements (Note 6) of this report.

TOWNSHIP OF WEST DEPTFORD SCHOOL DISTRICT
Management's Discussion and Analysis
For the Fiscal Year Ended June 30, 2024
(Unaudited) (Cont'd)

DEBT ADMINISTRATION

As of June 30, 2024, the School District had \$9,175,000 in serial bonds payable, \$7,594,602 in obligations under financed purchases, \$381,023 in lease liability and \$590,490 in compensated absences payable, as well as \$7,816,320 of net pension liability. This net pension liability occurred as a result of the implementation of GASB 68.

All reductions in long-term debt were made according to the payment schedules.

State statutes limit the amount of general obligation debt that the School District may issue. At the end of the current fiscal year, the legal debt limit was \$113,966,949 and the legal debt margin was \$104,791,949.

Additional information on the School District's long-term obligations can be found in the notes to the basic financial statements (Note 7) of this report.

FACTORS ON THE DISTRICT'S FUTURE

For the 2023-2024 school year, the School District was able to sustain its budget through the township tax levy, federal aid, state aid and miscellaneous revenue sources. Despite unpredictable funding from the State of New Jersey, the School District manages to provide an excellent educational opportunity for all the School District students. 54.76% of total revenue is from local tax levy and 40.44% percent of the School District's revenue is from operating grants and contributions, including federal and state aid (restricted and not restricted).

In conclusion, the Township of West Deptford Board of Education and Administration have committed themselves to financial excellence for many years. Additionally, the School District's system for financial planning, budgeting, and internal financial controls are well regarded. The School District will continue with sound fiscal management to meet the challenge of the future.

CONTACTING THE DISTRICT'S FINANCIAL MANAGEMENT

This financial report is designed to provide a general overview of the School District's finances and the School District's accountability for the resources it received for all those with an interest in the School District. Questions about this report or requests for additional financial information should be addressed to the Business Administrator / Board Secretary at:

Township of West Deptford School District
999 Kings Highway
West Deptford, New Jersey 08086

BASIC FINANCIAL STATEMENTS

GOVERNMENT-WIDE FINANCIAL STATEMENTS

TOWNSHIP OF WEST DEPTFORD SCHOOL DISTRICT

Statement of Net Position

June 30, 2024

	Governmental Activities	Business-Type Activities	Total
ASSETS:			
Cash and Cash Equivalents	\$ 3,257,971.07	\$ 597,745.92	\$ 3,855,716.99
Receivables	1,605,348.59	118,358.58	1,723,707.17
Internal Balances	(510,889.23)	510,889.23	
Restricted Cash and Cash Equivalents	1,334,370.27		1,334,370.27
Inventory		16,684.26	16,684.26
Capital Assets, net	32,927,200.05	297,030.68	33,224,230.73
Total Assets	38,614,000.75	1,540,708.67	40,154,709.42
DEFERRED OUTFLOWS OF RESOURCES:			
Related to Pensions	978,554.00	-	978,554.00
LIABILITIES:			
Accounts Payable:			
Related to Pensions	850,654.00		850,654.00
Other	809,156.35	53,952.32	863,108.67
Payroll Deductions and Withholdings Payable	85,181.96		85,181.96
Unemployment Compensation Claims Payable	124,969.40		124,969.40
Payable to Other Governments	904.00		904.00
Accrued Interest	249,561.20		249,561.20
Unearned Revenue	818,358.23	27,495.37	845,853.60
Noncurrent Liabilities:			
Due within One Year	2,164,053.78		2,164,053.78
Due beyond One Year	23,393,381.09		23,393,381.09
Total Liabilities	28,496,220.01	81,447.69	28,577,667.70
DEFERRED INFLOWS OF RESOURCES:			
Related to Pensions	937,556.00	-	937,556.00
NET POSITION:			
Net Investment in Capital Assets	15,276,621.65	297,030.68	15,573,652.33
Restricted for:			
Unemployment	135,430.08		135,430.08
Student Activities	719,735.83		719,735.83
Scholarship	321,270.65		321,270.65
Capital Projects	758,038.46		758,038.46
Other Purposes	1,295,400.65		1,295,400.65
Unrestricted (Deficit)	(8,347,718.58)	1,162,230.30	(7,185,488.28)
Total Net Position	\$ 10,158,778.74	\$ 1,459,260.98	\$ 11,618,039.72

The accompanying Notes to Financial Statements are an integral part of this statement.

TOWNSHIP OF WEST DEPTFORD SCHOOL DISTRICT
Statement of Activities
For the Fiscal Year Ended June 30, 2024

Functions / Programs	Expenses	Program Revenues			Net (Expense) Revenue and Changes in Net Position		
		Charges for Services	Operating Grants and Contributions	Capital Grants and Contributions	Governmental Activities	Business-Type Activities	Total
Governmental Activities:							
Instruction:							
Regular	\$ 20,100,611.14	\$ 26,392.27	\$ -	\$ -	\$ (20,074,218.87)	\$ -	\$ (20,074,218.87)
Special Education	5,877,940.32	7,727.53	3,378,664.92		(2,491,547.87)		(2,491,547.87)
Other Instruction	1,382,629.61				(1,382,629.61)		(1,382,629.61)
Tuition	3,098,161.55				(3,098,161.55)		(3,098,161.55)
Support Services:							
Student and Instruction Related Services	7,598,112.96	815,030.71	972,867.46	950,985.20	(4,859,229.59)		(4,859,229.59)
School Administrative Services	1,985,793.67				(1,985,793.67)		(1,985,793.67)
General and Business Administrative Services	1,980,277.68				(1,980,277.68)		(1,980,277.68)
Plant Operations and Maintenance	5,978,954.51				(5,978,954.51)		(5,978,954.51)
Pupil Transportation	4,751,943.25				(4,751,943.25)		(4,751,943.25)
Unallocated Benefits	14,402,787.79		6,623,559.18		(7,779,228.61)		(7,779,228.61)
Transfer to Charter Schools	76,187.00				(76,187.00)		(76,187.00)
Interest on Long Term Debt	371,115.25		40,475.07		(330,640.18)		(330,640.18)
Total Governmental Activities	67,604,514.73	849,150.51	11,015,566.63	950,985.20	(54,788,812.39)	-	(54,788,812.39)
Business-Type Activities:							
Food Service	1,359,069.54	602,577.83	737,591.53			(18,900.18)	(18,900.18)
Young Eagles Program	465,538.91	452,978.38				(12,560.53)	(12,560.53)
Total Business-Type Activities	1,824,608.45	1,055,556.21	737,591.53	-	-	(31,460.71)	(31,460.71)
Total Government	\$ 69,429,123.18	\$ 1,904,706.72	\$ 11,753,158.16	\$ 950,985.20	(54,788,812.39)	(31,460.71)	(54,820,273.10)
General Revenues:							
Taxes:							
Property Taxes, Levied for General Purposes					36,630,046.00		36,630,046.00
Taxes Levied for Debt Service					849,575.00		849,575.00
Federal and State Aid Not Restricted					15,830,547.22		15,830,547.22
Federal and State Aid Restricted					91,324.93		91,324.93
Miscellaneous Income					424,376.59	3,208.55	427,585.14
Total General Revenues					53,825,869.74	3,208.55	53,829,078.29
Change in Net Position					(962,942.65)	(28,252.16)	(991,194.81)
Net Position -- July 1					11,121,721.39	1,487,513.14	12,609,234.53
Net Position -- June 30					\$ 10,158,778.74	\$ 1,459,260.98	\$ 11,618,039.72

The accompanying Notes to Financial Statements are an integral part of this statement.

FUND FINANCIAL STATEMENTS

TOWNSHIP OF WEST DEPTFORD SCHOOL DISTRICT
Governmental Funds
Balance Sheet
June 30, 2024

	General Fund	Special Revenue Fund	Capital Projects Fund	Debt Service Fund	Total Governmental Funds
ASSETS:					
Cash and Cash Equivalents	\$ 3,373,530.22	\$ 1,143,980.47	\$ -	\$ -	\$ 4,517,510.69
Cash Held by Fiscal Agent	74,830.65				74,830.65
Interfund Accounts Receivable:					
General Fund			230,552.50		230,552.50
Special Revenue Fund	68,194.22				68,194.22
Receivables from Other Governments	1,017,258.11	530,082.24			1,547,340.35
Other Accounts Receivable	58,008.24				58,008.24
Total Assets	\$ 4,591,821.44	\$ 1,674,062.71	\$ 230,552.50	\$ -	\$ 6,496,436.65
LIABILITIES AND FUND BALANCES:					
Liabilities:					
Accounts Payable	\$ 801,109.95	\$ 8,046.40	\$ -	\$ -	\$ 809,156.35
Interfund Accounts Payable:					
General Fund		68,194.22			68,194.22
Capital Projects Fund	230,552.50				230,552.50
Enterprise Funds	510,889.23				510,889.23
Payroll Deductions and Withholdings	85,181.96				85,181.96
Unemployment Compensation Claims Payable	124,969.40				124,969.40
Payable to State Government		904.00			904.00
Unearned Revenue	12,054.72	555,911.61			567,966.33
Total Liabilities	1,764,757.76	633,056.23	-	-	2,397,813.99
Fund Balances:					
Restricted:					
Capital Reserve	100,414.96				100,414.96
Capital Reserve - Designated for Subsequent Year's Expenditures	427,071.00				427,071.00
Capital Projects			230,552.50		230,552.50
Excess Surplus	531,672.30				531,672.30
Excess Surplus - Designated for Subsequent Year's Expenditures	763,728.35				763,728.35
Unemployment Compensation	135,430.08				135,430.08
Scholarships		719,735.83			719,735.83
Student Activities		321,270.65			321,270.65
Committed	53,990.40				53,990.40
Assigned:					
Subsequent Year's Expenditures	208,729.00				208,729.00
Other Purposes	707,210.52				707,210.52
Unassigned (Deficit)	(101,182.93)				(101,182.93)
Total Fund Balances	2,827,063.68	1,041,006.48	230,552.50	-	4,098,622.66
Total Liabilities and Fund Balances	\$ 4,591,821.44	\$ 1,674,062.71	\$ 230,552.50	\$ -	-

Amounts reported for governmental activities in the statement of net position (A-1) are different because:

Capital assets used in governmental activities are not financial resources and therefore are not reported in the funds. The cost of the assets is \$56,845,970.12 and the accumulated depreciation and amortization is \$23,918,770.07. 32,927,200.05

Long-term liabilities, including bonds payable, pension liability, lease liability, financed purchases and compensated absences payable are not due and payable in the current period and therefore are not reported in the funds. (25,557,434.87)

Governmental funds report the effect of lease incentive when received, whereas these amounts are deferred and amortized in the statement of activities. This amount is the net effect of the difference in the treatment of the lease incentive received. (250,391.90)

Interest on long term debt is accrued on the statement of net position regardless when due. (249,561.20)

Accounts payable related to the April 1, 2025 Required PERS pension contribution that is not to be liquidated with current financial resources. (850,654.00)

Deferred Outflows of Resources - Related to Pensions 978,554.00

Deferred Inflows of Resources - Related to Pensions (937,556.00)

Net Position of Governmental Activities \$ 10,158,778.74

The accompanying Notes to Financial Statements are an integral part of this statement.

TOWNSHIP OF WEST DEPTFORD SCHOOL DISTRICT
 Governmental Funds
 Statement of Revenues, Expenditures, and Changes in Fund Balances
 For the Fiscal Year Ended June 30, 2024

	General Fund	Special Revenue Fund	Capital Projects Fund	Debt Service Fund	Total Governmental Funds
REVENUES:					
Local Tax Levy	\$ 36,630,046.00	\$ -	\$ -	\$ 849,575.00	\$ 37,479,621.00
Tuition	34,119.80				34,119.80
Other Local Revenue	424,376.59	924,257.39			1,348,633.98
State Sources	28,428,994.58	2,286,245.33		131,800.00	30,847,039.91
Federal Sources	68,242.82	3,256,383.57			3,324,626.39
Total Revenues	65,585,779.79	6,466,886.29	-	981,375.00	73,034,041.08
EXPENDITURES:					
Regular Instruction	16,696,593.95	3,378,664.92			20,075,258.87
Special Education Instruction	5,877,940.32				5,877,940.32
Other Instruction	1,381,699.93				1,381,699.93
Tuition	3,098,161.55				3,098,161.55
Support Services and Undistributed Costs:					
Student and Instruction Related Services	5,870,507.01	1,730,827.75			7,601,334.76
School Administrative Services	1,892,818.65				1,892,818.65
Other Administrative Services	2,115,438.23				2,115,438.23
Plant Operations and Maintenance	5,039,767.46				5,039,767.46
Pupil Transportation	4,590,564.00				4,590,564.00
Unallocated Benefits	8,844,431.73	349,338.00			9,193,769.73
Reimbursed TPAF Pension and Social Security	12,666,690.18				12,666,690.18
Transfer to Charter Schools	76,187.00				76,187.00
Debt Service:					
Principal				680,000.00	680,000.00
Interest				301,375.00	301,375.00
Capital Outlay	4,939,312.71	950,985.20	769,447.50		6,659,745.41
Total Expenditures	73,090,112.72	6,409,815.87	769,447.50	981,375.00	81,250,751.09
Excess (Deficiency) of Revenues over Expenditures	(7,504,332.93)	57,070.42	(769,447.50)	-	(8,216,710.01)
OTHER FINANCING SOURCES (USES):					
Proceeds from Financed Purchase Liability	4,441,343.09				4,441,343.09
Total Other Financing Sources and Uses	4,441,343.09	-	-	-	4,441,343.09
Net Change in Fund Balances	(3,062,989.84)	57,070.42	(769,447.50)	-	(3,775,366.92)
Fund Balance -- July 1	5,890,053.52	983,936.06	1,000,000.00		7,873,989.58
Fund Balance -- June 30	\$ 2,827,063.68	\$ 1,041,006.48	\$ 230,552.50	\$ -	\$ 4,098,622.66

The accompanying Notes to Financial Statements are an integral part of this statement.

TOWNSHIP OF WEST DEPTFORD SCHOOL DISTRICT
Reconciliation of the Statement of Revenues, Expenditures,
and Changes in Fund Balances of Governmental Funds
to the Statement of Activities
For the Fiscal Year Ended June 30, 2024

Total Net Change in Fund Balances - Governmental Funds	\$ (3,775,366.92)
Amounts reported for governmental activities in the statement of activities (A-2) are different because:	
Capital outlays are reported in governmental funds as expenditures. However, in the statement of activities, the cost of those assets is allocated over their estimated useful lives as depreciation and amortization expenses. This is the amount by which capital outlays exceeded depreciation and amortization in the period.	
Depreciation and Amortization Expense	\$ (2,477,407.01)
Capital Outlays	<u>6,659,745.41</u>
	4,182,338.40
Repayment of bond principal is an expenditure in the governmental funds, but the repayment reduces long-term liabilities in the statement of net position and is not reported in the statement of activities.	680,000.00
Proceeds from leases and financed purchases are a financing source in the governmental funds. They are not revenues in the statement of activities; issuing debt increases long-term liabilities in the statement of net position.	(4,441,343.09)
Repayment of lease liability and financed purchase liability is an expenditure in the governmental funds, but the repayment reduces unearned revenue and long-term liabilities in the statement of net position and is not reported in the statement of activities.	1,486,500.44
In the statement of activities, interest on long-term debt in the statement of activities is accrued, regardless of when due. In the governmental funds, interest is reported when due. The decrease in accrued interest is an addition in the reconciliation. (+)	(69,740.25)
In the statement of activities, certain operating expenses, e.g., compensated absences (vacations) are measured by the amounts earned during the year. In the governmental funds, however, expenditures for these items are reported in the amount of financial resources used (paid). When the earned amount exceeds the paid amount, the difference is reduction in the reconciliation (-); when the paid amount exceeds the earned amount the difference is an addition to the reconciliation (+).	(97,460.23)
Governmental funds report School District pension contributions as expenditures. However in the statement of activities, the cost of pension benefits earned is reported as pension expense. This is the amount by which pension benefits earned exceeded the School District's pension contributions in the current period.	<u>1,072,129.00</u>
Change in Net Position of Governmental Activities	<u>\$ (962,942.65)</u>

The accompanying Notes to Financial Statements are an integral part of this statement.

TOWNSHIP OF WEST DEPTFORD SCHOOL DISTRICT

Proprietary Funds
 Business Type Activities - Enterprise Funds
 Combining Statement of Net Position
 June 30, 2024

	<u>Food Service</u>	<u>Young Eagles</u>	<u>Total</u>
ASSETS:			
Current Assets:			
Cash and Cash Equivalents	\$ 319,973.40	\$ 277,772.52	\$ 597,745.92
Interfund Accounts Receivable:			
Due General Fund	510,889.23		510,889.23
Accounts Receivable:			
State	1,473.67		1,473.67
Federal	26,715.21		26,715.21
Other	87,711.96	2,457.74	90,169.70
Inventories	16,684.26		16,684.26
Total Current Assets	<u>963,447.73</u>	<u>280,230.26</u>	<u>1,243,677.99</u>
Noncurrent Assets:			
Capital Assets:			
Furniture, Fixtures and Equipment	627,211.66		627,211.66
Less: Accumulated Depreciation	<u>(330,180.98)</u>		<u>(330,180.98)</u>
Total Noncurrent Assets	<u>297,030.68</u>	<u>-</u>	<u>297,030.68</u>
Total Assets	<u>1,260,478.41</u>	<u>280,230.26</u>	<u>1,540,708.67</u>
LIABILITIES:			
Current Liabilities:			
Accounts Payable	53,363.65	588.67	53,952.32
Unearned Revenue	<u>27,495.37</u>		<u>27,495.37</u>
Total Current Liabilities	<u>80,859.02</u>	<u>588.67</u>	<u>81,447.69</u>
NET POSITION:			
Net Investment in Capital Assets	297,030.68		297,030.68
Unrestricted	<u>882,588.71</u>	<u>279,641.59</u>	<u>1,162,230.30</u>
Total Net Position	<u>\$ 1,179,619.39</u>	<u>\$ 279,641.59</u>	<u>\$ 1,459,260.98</u>

The accompanying Notes to Financial Statements are an integral part of this statement.

TOWNSHIP OF WEST DEPTFORD SCHOOL DISTRICT
Proprietary Funds
Business Type Activities - Enterprise Funds
Combining Statement of Revenues, Expenses and Changes in Fund Net Position
For the Fiscal Year Ended June 30, 2024

	<u>Food Service</u>	<u>Young Eagles</u>	<u>Total</u>
OPERATING REVENUES:			
Charges for Services:			
Daily Sales - Reimbursable Programs	\$ 314,459.99	\$ -	\$ 314,459.99
Daily Sales - Non-Reimbursable Programs	263,561.20		263,561.20
Special Functions	24,556.64		24,556.64
Fees for Enrollment		452,978.38	452,978.38
	<u>602,577.83</u>	<u>452,978.38</u>	<u>1,055,556.21</u>
Total Operating Revenues			
	<u>602,577.83</u>	<u>452,978.38</u>	<u>1,055,556.21</u>
OPERATING EXPENSES:			
Salaries	494,129.65	304,065.15	798,194.80
Employee Benefits	109,206.02	85,602.93	194,808.95
General Supplies	16,408.15	61,808.67	78,216.82
Depreciation	18,454.27		18,454.27
Purchased Professional Services	75,149.19	10,146.98	85,296.17
Other Purchased Services	85,294.23	2,432.04	87,726.27
Cost of Sales - Reimbursable Programs	418,102.25		418,102.25
Cost of Sales - Non-Reimbursable Programs	141,643.53		141,643.53
Miscellaneous	682.25	1,483.14	2,165.39
	<u>1,359,069.54</u>	<u>465,538.91</u>	<u>1,824,608.45</u>
Total Operating Expenses			
	<u>1,359,069.54</u>	<u>465,538.91</u>	<u>1,824,608.45</u>
Operating Income / (Loss)	<u>(756,491.71)</u>	<u>(12,560.53)</u>	<u>(769,052.24)</u>
NONOPERATING REVENUES (EXPENSES):			
State Sources:			
State School Lunch Program	16,370.23		16,370.23
State School Lunch Program - EIE	7,399.70		7,399.70
State School Breakfast Program	1,891.20		1,891.20
State School Breakfast Program - EIE	2,225.65		2,225.65
Federal Sources:			
School Breakfast Program	123,729.02		123,729.02
National School Lunch Program	374,453.35		374,453.35
National School Lunch Program - HHFKA	13,008.96		13,008.96
National School Lunch Program - Supply Chain Assistance	69,971.16		69,971.16
P-EBT Administration	653.00		653.00
Food Distribution Program	127,889.26		127,889.26
Miscellaneous Revenue - Insurance Refund	2,824.30		2,824.30
Interest Revenue	324.30	59.95	384.25
	<u>740,740.13</u>	<u>59.95</u>	<u>740,800.08</u>
Total Nonoperating Revenues (Expenses)			
	<u>740,740.13</u>	<u>59.95</u>	<u>740,800.08</u>
Change in Net Position	(15,751.58)	(12,500.58)	(28,252.16)
Net Position -- July 1	1,195,370.97	292,142.17	1,487,513.14
Net Position -- June 30	<u>\$ 1,179,619.39</u>	<u>\$ 279,641.59</u>	<u>\$ 1,459,260.98</u>

The accompanying Notes to Financial Statements are an integral part of this statement.

TOWNSHIP OF WEST DEPTFORD SCHOOL DISTRICT

Proprietary Funds

Business Type Activities - Enterprise Funds

Combining Statement of Cash Flows

For the Fiscal Year Ended June 30, 2024

	Food Service	Young Eagles	Total
CASH FLOWS FROM OPERATING ACTIVITIES:			
Receipts from Customers	\$ 573,927.57	\$ 463,379.34	\$ 1,037,306.91
Payments to Employees	(33,509.80)	(304,065.15)	(337,574.95)
Payments for Employee Benefits	(2,511.67)	(85,602.93)	(88,114.60)
Payments for Supplies and Services	(1,305,709.95)	(75,282.16)	(1,380,992.11)
Net Cash Provided By (Used For) Operating Activities	(767,803.85)	(1,570.90)	(769,374.75)
CASH FLOWS FROM NON-CAPITAL FINANCING ACTIVITIES:			
State Sources	1,232.85		1,232.85
Federal Sources	232,360.53		232,360.53
Operating Subsidies and Transfers From Other Funds	537,151.26	747.72	537,898.98
Net Cash Provided By (Used For) Non-Capital Financing Activities	770,744.64	747.72	771,492.36
CASH FLOWS FROM CAPITAL AND RELATED FINANCING ACTIVITIES:			
Purchase of Capital Assets	(230,054.83)		(230,054.83)
Net Cash Provided By (Used For) Capital and Related Financing Activities	(230,054.83)	-	(230,054.83)
CASH FLOWS FROM INVESTING ACTIVITIES:			
Interest Revenue	324.30	59.95	384.25
Net Increase (Decrease) in Cash and Cash Equivalents	(226,789.74)	(763.23)	(227,552.97)
Cash and Cash Equivalents -- July 1	546,763.14	278,535.75	825,298.89
Cash and Cash Equivalents -- June 30	\$ 319,973.40	\$ 277,772.52	\$ 597,745.92
Reconciliation of Operating Income (Loss) to Net Cash Provided By (Used For) Operating Activities:			
Operating Income (Loss)	\$ (756,491.71)	\$ (12,560.53)	\$ (769,052.24)
Adjustments to Reconcile Operating Income (Loss) to Net Cash Provided by (used for) Operating Activities:			
Depreciation	18,454.27		18,454.27
(Increase) Decrease in Accounts Receivable	(40,034.29)	10,400.96	(29,633.33)
(Increase) Decrease in Inventories	(1,841.11)		(1,841.11)
Increase (Decrease) in Accounts Payable	724.96	588.67	1,313.63
Increase (Decrease) in Unearned Revenue	11,384.03		11,384.03
Total Adjustments	(11,312.14)	10,989.63	(322.51)
Net Cash Provided By (Used For) Operating Activities	\$ (767,803.85)	\$ (1,570.90)	\$ (769,374.75)

The accompanying Notes to Financial Statements are an integral part of this statement.

TOWNSHIP OF WEST DEPTFORD SCHOOL DISTRICT

Notes to Financial Statements
For the Fiscal Year Ended June 30, 2024

Note 1: SUMMARY OF SIGNIFICANT ACCOUNTING POLICIES

The financial statements of the Township of West Deptford School District (the "School District") have been prepared to conform with accounting principles generally accepted in the United States of America ("GAAP") as applied to governmental units. The Governmental Accounting Standards Board ("GASB") is the accepted standard setting body for establishing governmental accounting and financial reporting principles. The following is a summary of the more significant of these policies.

Description of the Financial Reporting Entity

The School District is a Type II district located in the County of Gloucester, State of New Jersey. As a Type II district, the School District functions independently through a Board of Education (the "Board"). The Board is comprised of nine members elected to three-year terms. These terms are staggered so that three member's terms expire each year. The Superintendent is appointed by the Board to act as executive officer of the School District. The purpose of the School District is to educate students in grades Pre-K through 12 at its five schools. The School District has an approximate enrollment at June 30, 2024 of 2,803.

The primary criterion for including activities within the School District's reporting entity, as set forth in Section 2100 of the Governmental Accounting Standards Board *Codification of Governmental Accounting and Financial Reporting Standards*, is the degree of oversight responsibility maintained by the School District. Oversight responsibility includes financial interdependency, selection of governing authority, designation of management, ability to significantly influence operations and accountability for fiscal matters. The financial statements include all funds of the School District over which the Board exercises operating control.

Government-wide and Fund Financial Statements

The School District's basic financial statements consist of government-wide statements, and fund financial statements which provide a more detailed level of financial information.

The government-wide financial statements (i.e., the statement of net position and the statement of activities) report information on all of the nonfiduciary activities of the government. For the most part, the effect of interfund activity has been removed from these statements. Governmental activities, which normally are supported by property taxes and intergovernmental revenues, are reported separately from business-type activities, which rely to a significant extent on fees and charges for support.

The statement of activities demonstrates the degree to which the direct expenses of a given function or segment is offset by program revenues. Direct expenses are those that are specifically associated with a service, program, or department and, therefore, clearly identifiable to a particular function. It is the policy of the School District to not allocate indirect expenses to functions in the statement of activities. Program revenues include (1) charges to customers or applicants who purchase, use, or directly benefit from goods, services, or privileges provided by a given function or segment and (2) grants and contributions that are restricted to meeting the operational or capital requirements of a particular function or segment. Property taxes and other items not properly included among program revenues are reported instead as general revenues.

In regards to the fund financial statements, the School District segregates transactions related to certain functions or activities in separate funds in order to aid financial management and to demonstrate legal compliance. A fund is defined as a fiscal and accounting entity with a self-balancing set of accounts. Fund financial statements report detailed information about the School District. The focus of governmental fund financial statements is on major funds rather than reporting funds by type. Each major fund is presented in a single column.

Note 1: SUMMARY OF SIGNIFICANT ACCOUNTING POLICIES (CONT'D)**Measurement Focus, Basis of Accounting and Financial Statement Presentation**

The government-wide financial statements are reported using the economic resources measurement focus and the accrual basis of accounting, as are the proprietary fund statements. Revenues are recorded when earned and expenses are recorded when a liability is incurred, regardless of the timing of related cash flows. Grants and similar items are recognized as revenue as soon as all eligibility requirements imposed by the provider have been met. Property taxes are recognized as revenues in the year for which they are levied. The Gloucester County Board of Taxation is responsible for the assessment of properties, and the respective municipal tax collector is responsible for the collection of property taxes. Assessments are certified and property taxes are levied on January 1. Property tax payments are due February 1, May 1, August 1 and November 1. Unpaid property taxes are considered delinquent the following January 1 and are then subject to municipal lien. In accordance with New Jersey State Statute, the School District is entitled to receive moneys under an established payment schedule, and any unpaid amount is considered as an accounts receivable. The governing body of each municipality is required to pay over to the School District, within forty (40) days after the beginning of the school year, twenty percent (20%) of the moneys from school tax due. Thereafter, but prior to the last day of the school year, the municipality must pay the balance of moneys from school tax due for school purposes in such amounts as requested, with certain limitations, from time to time by the School District, within thirty days after each request.

Governmental fund financial statements are reported using the current financial resources measurement focus and the modified accrual basis of accounting. Revenues are recorded when they are deemed both available and measurable. Available means when revenues are collectible within the current period or soon enough thereafter to pay liabilities of the current period. For this purpose, the School District considers revenues to be available if they are collected within sixty (60) days of the end of the current fiscal year. Measurable means that the amount of revenue can be determined. Expenditures generally are recorded when a liability is incurred, as under accrual accounting. However, debt service expenditures, as well as expenditures related to compensated absences and claims and judgments, are recorded only when payment is due.

Property taxes, tuition, reimbursable-type grants, and interest associated with the current fiscal year are all considered to be susceptible to accrual and so have been recognized as revenues of the current fiscal year. All other revenue items are considered to be measurable and available only when cash is received by the School District.

The School District reports the following major governmental funds:

General Fund - The general fund is the primary operating fund of the School District. It is used to account for all financial resources except those required to be accounted for in another fund. Included are certain expenditures for vehicles and movable instructional or non-instructional equipment classified in the capital outlay sub-fund.

As required by the New Jersey State Department of Education, the School District includes budgeted capital outlay in this fund. Accounting principles generally accepted in the United States of America, as they pertain to governmental entities, state that general fund resources may be used to directly finance capital outlays for long-lived improvements as long as the resources in such cases are derived exclusively from unrestricted revenues.

Resources for budgeted capital outlay purposes are normally derived from State of New Jersey aid, ad valorem tax revenues, and appropriated fund balance. Expenditures are those which result in the acquisition of or additions to capital assets for land, existing buildings, improvements of grounds, construction of buildings, additions to, or remodeling of buildings, and the purchase of built-in equipment.

Note 1: SUMMARY OF SIGNIFICANT ACCOUNTING POLICIES (CONT'D)**Measurement Focus, Basis of Accounting and Financial Statement Presentation (Cont'd)**

The School District reports the following major governmental funds (cont'd):

Special Revenue Fund - The special revenue fund is used to account for and report the proceeds of specific revenue sources that are restricted or committed to expenditures for specified purposes other than debt service or capital projects.

Capital Projects Fund - The capital projects fund is used to account for and report financial resources that are restricted, committed, or assigned to expenditures for capital outlays, including the acquisition or construction of capital facilities and other capital assets, other than those financed by proprietary funds. The financial resources are derived from New Jersey Economic Development Authority grants, temporary notes, serial bonds which are specifically authorized by the voters as a separate question on the ballot either during the annual election or at a special election, or from the general fund by way of transfers from capital outlay or the capital reserve account.

Debt Service Fund - The debt service fund is used to account for and report financial resources that are restricted, committed, or assigned to expenditures for principal and interest.

Proprietary funds are used to account for the School District's ongoing organizations and activities, which are operated and financed in a manner similar to those found in the private sector. The measurement focus is upon the determination of net income. Proprietary funds distinguish operating revenues and expenses from nonoperating items. Operating revenues and expenses generally result from providing services and producing and delivering goods in connection with a proprietary fund's principal ongoing operations. All items not meeting this definition are reported as nonoperating revenues and expenses.

The School District reports the following major proprietary funds:

Enterprise Funds

Food Service Fund - This fund accounts for the financial transactions related to the food service operations of the School District.

Young Eagles Fund - This fund accounts for the financial activity related to providing before and after school care for School District students.

As a rule, the effect of internal/interfund activity has been eliminated from the government-wide financial statements.

Amounts reported as program revenues include (1) charges to customers or applicants for goods, services, or privileges provided, (2) operating grants and contributions, and (3) capital grants and contributions. Internally dedicated resources are reported as general revenues rather than as program revenues. Likewise, general revenues include all property taxes.

Budgets / Budgetary Control

Annual appropriated budgets are prepared in the spring of each fiscal year for the general, special revenue, and debt service funds, and are submitted to the county office of education. In accordance with P.L. 2011, c. 202, the School District passed a resolution to move the school board election to the first Tuesday after the first Monday in November, starting in November of 2012, to be held simultaneously with the general election. As a result, a vote is not required on the School District's general fund tax levy for the budget year, other than the general fund tax levy required to support a proposal for additional funds, if any. Budgets are prepared using the modified accrual basis of accounting. The legal level of budgetary control is established at line-item accounts within each fund. Line-item accounts are defined as the lowest (most specific) level of detail as established pursuant to the minimum chart of accounts referenced in N.J.A.C. 6A:23A-16.2(f)1. Transfers of appropriations may be made by school board resolution at any time during the fiscal year in accordance with N.J.A.C. 6A:23A-13.3.

Note 1: SUMMARY OF SIGNIFICANT ACCOUNTING POLICIES (CONT'D)**Budgets / Budgetary Control (Cont'd)**

Formal budgetary integration into the accounting system is employed as a management control device during the year. For governmental funds, there are no substantial differences between the budgetary basis of accounting and generally accepted accounting principles, with the exception of the legally mandated revenue recognition of the one or more June state aid payments for budgetary purposes only, and the special revenue fund. N.J.S.A. 18A:22-44.2 provides that in the event a state school aid payment is not made until the following school budget year, school districts must record the delayed one or more June state aid payments as revenue, for budget purposes only, in the current school budget year. The bill provides legal authority for school districts to recognize this revenue in the current budget year. Encumbrance accounting is also employed as an extension of formal budgetary integration in the governmental fund types. Unencumbered appropriations lapse at fiscal year-end.

The accounting records of the special revenue fund are maintained on the budgetary basis. The budgetary basis differs from GAAP in that the budgetary basis recognizes encumbrances as expenditures and also recognizes the related revenues, whereas the GAAP basis does not. Sufficient supplemental records are maintained to allow for the presentation of GAAP basis financial reports.

The budget, as detailed on exhibit C-1, exhibit C-2, and exhibit I-3, includes all amendments to the adopted budget, if any.

Exhibit C-3 presents a reconciliation of the general fund revenues and special revenue fund revenues and expenditures from the budgetary basis of accounting, as presented in the general fund budgetary comparison schedule and the special revenue fund budgetary comparison schedule, to the GAAP basis of accounting as presented in the statement of revenues, expenditures and changes in fund balances - governmental funds. Note that the School District does not report encumbrances outstanding at fiscal year-end as expenditures in the general fund since the general fund budget follows the modified accrual basis of accounting, with the exception of the aforementioned revenue recognition policy for the one or more June state aid payments.

Encumbrances

Encumbrance accounting, under which purchase orders, contracts, and other commitments for the expenditure of funds are recorded to assign a portion of the applicable appropriation, is utilized for budgetary control purposes. Encumbrances are a component of fund balance at fiscal year-end as they do not constitute expenditures or liabilities, but rather commitments related to unperformed contracts for goods and services. Open encumbrances in the governmental funds, other than the special revenue fund, which have not been previously restricted, committed, or assigned, should be included within committed or assigned fund balance, as appropriate.

Open encumbrances in the special revenue fund, however, for which the School District has received advances of grant awards, are reflected on the balance sheet as unearned revenues at fiscal year-end.

The encumbered appropriation authority carries over into the next fiscal year. An entry will be made at the beginning of the next fiscal year to increase the appropriation reflected in the certified budget by the outstanding encumbrance amount as of the current fiscal year end.

Cash, Cash Equivalents and Investments

Cash and cash equivalents, for all funds, include petty cash, change funds, cash in banks and all highly liquid investments with a maturity of three months or less at the time of purchase and are stated at cost plus accrued interest. Such is the definition of cash and cash equivalents used in the statement of cash flows for the proprietary funds. U.S. treasury and agency obligations and certificates of deposit with maturities of one year or less when purchased are stated at cost. All other investments are stated at fair value.

Note 1: SUMMARY OF SIGNIFICANT ACCOUNTING POLICIES (CONT'D)**Cash, Cash Equivalents and Investments (Cont'd)**

New Jersey school districts are limited as to the types of investments and types of financial institutions in which they may invest. N.J.S.A. 18A:20-37 provides a list of permissible investments that may be purchased by New Jersey school districts.

N.J.S.A. 17:9-41 et seq. establishes the requirements for the security of deposits of governmental units. The statute requires that no governmental unit shall deposit public funds in a public depository unless such funds are secured in accordance with the Governmental Unit Deposit Protection Act ("GUDPA"), a multiple financial institutional collateral pool, which was enacted in 1970 to protect governmental units from a loss of funds on deposit with a failed banking institution in New Jersey. Public depositories include State or federally chartered banks, savings banks or associations located in or having a branch office in the State of New Jersey, the deposits of which are federally insured. All public depositories must pledge collateral, having a market value at least equal to five percent of the average daily balance of collected public funds, to secure the deposits of governmental units. If a public depository fails, the collateral it has pledged, plus the collateral of all other public depositories, is available to pay the amount of their deposits to the governmental units.

Inventories

Inventories are valued at cost, which approximates market. The costs are determined on a first-in, first-out method.

The cost of inventories in the governmental fund financial statements is recorded as expenditures when purchased rather than when consumed.

Inventories recorded on the government-wide financial statements and in the proprietary fund types are recorded as expenses when consumed rather than when purchased.

Tuition Receivable

Tuition charges were established by the School District based on estimated costs. The charges are subject to adjustment when the final costs are determined.

Lease Receivable

Lease receivables recorded on the government-wide financial statement, in the governmental funds, and in the proprietary fund types represents a contract that conveys control of the right to use the School District's (lessor) nonfinancial asset. At the commencement of the lease term, the lessor recognizes a lease receivable and a deferred inflow of resources. The lease receivable is measured at the present value of lease payments expected to be received during the lease term. The School District was not a lessor during the fiscal year ended June 30, 2024.

Prepaid Expenses

Prepaid expenses recorded on the government-wide financial statements and in the proprietary fund types represent payments made to vendors for services that will benefit periods beyond June 30, 2024. The School District had no prepaid expenses for the fiscal year ended June 30, 2024.

In the governmental fund financial statements, however, payments for prepaid items are fully recognized as expenditures in the fiscal year of payment. No asset for the prepayment is created, and no expenditure allocation to future accounting periods is required (*non-allocation method*). This is consistent with the basic governmental concept that only expendable financial resources are reported by a specific fund.

Note 1: SUMMARY OF SIGNIFICANT ACCOUNTING POLICIES (CONT'D)**Short-Term Interfund Receivables / Payables**

Short-term interfund receivables / payables (internal balances) represent amounts that are owed, other than charges for goods or services rendered to / from a particular fund within the School District, and that are due within one year. Such balances are eliminated in the statement of net position to minimize the grossing up of internal balances, thus leaving a net amount due between the governmental and business-type activities that are eliminated in the total government column.

Capital Assets

Capital assets represent the cumulative amount of capital assets used by the School District. Purchased capital assets are recorded as expenditures in the governmental fund financial statements and are capitalized at cost on the government-wide statement of net position and proprietary fund statement of net position. Intangible right to use assets (lease and subscription assets) are recorded as expenditures in the governmental fund financial statements. Lease assets are measured on the government-wide statement of net position and proprietary fund statement of net position at the amount of the initial measurement of the related lease liability, plus any payments made to the lessor at or before the commencement of the lease term and certain direct costs. Subscription assets are recorded as expenditures in the governmental fund financial statements. Subscription assets are measured on the government-wide statement of net position and proprietary fund statement of net position at the amount of the initial measurement of the related subscription liability, plus any payments associated with the arrangement made to the vendor at the commencement of the subscription term and capitalizable initial implementation costs. In the case of gifts or contributions, such capital assets are recorded at acquisition value at the time received.

The School District's capitalization threshold is \$2,000.00. Other costs incurred for repairs and maintenance are expensed as incurred. All reported capital assets, except land and construction in progress, are depreciated using the straight-line method over the useful life of the assets. Lease and subscription assets are amortized in a systematic and rational manner over the shorter of the lease and subscription term or the useful life of the underlying assets. The useful lives of the School District's capital assets are as follows:

<u>Description</u>	<u>Estimated Lives</u>
Land Improvements	10 - 20 Years
Buildings and Improvements	10 - 50 Years
Furniture, Fixtures and Equipment	5 - 20 Years
Lease Assets	2 - 5 Years

The School District does not possess any infrastructure assets.

Deferred Outflows of Resources and Deferred Inflows of Resources

The statement of net position and the balance sheet for governmental funds reports separate sections for deferred outflows of resources and deferred inflows of resources. Deferred outflows of resources, reported after total assets, represents a reduction of net position that applies to a future period(s) and will be recognized as an outflow of resources (expense) at that time. Deferred inflows of resources, reported after total liabilities, represents an acquisition of net position that applies to a future period(s) and will be recognized as an inflow of resources (revenue) at that time.

Note 1: SUMMARY OF SIGNIFICANT ACCOUNTING POLICIES (CONT'D)**Deferred Outflows of Resources and Deferred Inflows of Resources (Cont'd)**

Transactions are classified as deferred outflows of resources and deferred inflows of resources only when specifically prescribed by the Governmental Accounting Standards Board (GASB) standards. The School District is required to report the following as deferred outflows of resources and deferred inflows of resources: defined benefit pension plans.

Tuition Payable

Tuition charges for the fiscal years ended June 30, 2024 and 2023 were based on rates established by the receiving district. These rates are subject to change when the actual costs have been determined.

Unearned Revenue

Unearned revenue arises when assets are recognized before revenue recognition criteria have been satisfied and is recorded as a liability until the revenue is both measurable and the School District is eligible to realize the revenue.

Accrued Salaries and Wages

Certain School District employees who provide services to the School District over the ten-month academic year have the option to have their salaries evenly disbursed during the entire twelve-month year. New Jersey statutes require that these earned but undisbursed amounts be retained in a separate bank account.

Compensated Absences

Compensated absences are payments to employees for accumulated time such as paid vacation, paid holidays, sick pay, and sabbatical leave. A liability for compensated absences that is attributable to services already rendered, and that are not contingent on a specific event that is outside the control of the School District and its employees, is accrued as the employees earn the rights to the benefits. Compensated absences that relate to future services, or that are contingent on a specific event that is outside the control of the School District and its employees, are accounted for in the period in which such services are rendered or in which such events take place.

The School District uses the vesting method to calculate the compensated absences amount. The entire compensated absence liability, including the employer's share of applicable taxes, is reported on the government-wide financial statements. The portion related to employees in the proprietary funds is recorded at the fund level. The current portion is the amount estimated to be used in the following fiscal year. Expenditures are recognized in the governmental funds as payments come due each period, for example, as a result of employee resignations and retirements. Compensated absences not recorded at the fund level represent a reconciling item between the fund level and government-wide presentations.

Accrued Liabilities and Long-Term Obligations

All payables, accrued liabilities, and long-term obligations are reported in the government-wide financial statements, and all payables, accrued liabilities, and long-term obligations payable from proprietary funds are reported on the proprietary fund financial statements. In general, governmental fund payables and accrued liabilities that, once incurred, are paid in a timely manner, and in full from current financial resources, are reported as obligations of the funds. However, claims and judgments, compensated absences, special termination benefits, and contractually required pension contributions that will be paid from governmental funds, are reported as a liability in the fund financial statements only to the extent that they are normally expected to be paid with expendable available financial resources. Bonds are recognized as a liability on the governmental fund financial statements when due.

Note 1: SUMMARY OF SIGNIFICANT ACCOUNTING POLICIES (CONT'D)**Net Position**

Net position represents the difference between the summation of assets and deferred outflows of resources, and the summation of liabilities and deferred inflows of resources. Net position is classified into the following three components:

Net Investment in Capital Assets - This component represents capital assets, net of accumulated depreciation or amortization of intangible capital assets, net of outstanding balances of borrowings used for the acquisition, construction, or improvement of those assets.

Restricted - Net position is reported as restricted when there are limitations imposed on their use either through the enabling legislation adopted by the School District or through external restrictions imposed by creditors, grantors or laws or regulations of other governments.

Unrestricted - Net position is reported as unrestricted when it does not meet the criteria of the other two components of net position.

The School District applies restricted resources when an expense is incurred for purposes for which both restricted and unrestricted net position is available.

Fund Balance

The School District reports fund balance in classifications that comprise a hierarchy based primarily on the extent to which the School District is bound to honor constraints on the specific purposes for which amounts in those funds can be spent. The School District's classifications, and policies for determining such classifications, are as follows:

Nonspendable - The nonspendable fund balance classification includes amounts that cannot be spent because they are either not in spendable form or are legally or contractually required to be maintained intact. The "not in spendable form" criterion includes items that are not expected to be converted to cash, such as inventories and prepaid amounts.

Restricted - The restricted fund balance classification includes amounts that are restricted to specific purposes. Such restrictions, or constraints, are placed on the use of resources either by being (1) externally imposed by creditors, grantors, contributors, or laws or regulations of other governments; or (2) imposed by law through constitutional provisions or enabling legislation.

Committed - The committed fund balance classification includes amounts that can only be used for specific purposes pursuant to constraints imposed by formal action of the School District's highest level of decision-making authority, which, for the School District, is the Board of Education. Such formal action consists of an affirmative vote by the Board of Education, memorialized by the adoption of a resolution. Once committed, amounts cannot be used for any other purpose unless the Board of Education removes, or changes, the specified use by taking the same type of action (resolution) it employed to previously commit those amounts.

Assigned - The assigned fund balance classification includes amounts that are constrained by the School District's *intent* to be used for specific purposes, but are neither restricted nor committed. *Intent* is expressed by either the Board of Education or by the business administrator, to which the Board of Education has delegated the authority to assign amounts to be used for specific purposes. Such authority of the business administrator is established by way of a formal job description for the position and standard operating procedures, approved by the Board of Education.

Note 1: SUMMARY OF SIGNIFICANT ACCOUNTING POLICIES (CONT'D)**Fund Balance (Cont'd)**

Unassigned - The unassigned fund balance classification is the residual classification for the general fund. This classification represents fund balance that has not been assigned to other funds and that has not been restricted, committed, or assigned to specific purposes within the general fund. The general fund is the only fund that reports a positive unassigned fund balance amount. In other governmental funds, if expenditures incurred for specific purposes exceed the amounts restricted, committed, or assigned to those purposes, it may be necessary to report a negative unassigned fund balance.

When expenditures are incurred for purposes for which both restricted and unrestricted fund balances are available, it is the policy of the School District to spend restricted fund balances first. Moreover, when expenditures are incurred for purposes for which amounts in any of the unrestricted fund balance classifications can be used, it is the policy of the School District to spend fund balances, if appropriate, in the following order: committed, assigned, then unassigned.

Interfund Activity

Transfers between governmental and business-type activities on the government-wide statements are reported in the same manner as general revenues. Exchange transactions between funds are reported as revenues in the seller funds and as expenditures / expenses in the purchaser funds. Flows of cash or goods from one fund to another without a requirement for repayment are reported as interfund transfers. Interfund transfers are reported as other financing sources / uses in governmental funds and after non-operating revenues / expenses in proprietary funds. Reimbursements from funds responsible for particular expenditures / expenses to the funds that initially paid for them are not presented on the financial statements.

Accounting Estimates

The preparation of financial statements in conformity with accounting principles generally accepted in the United States of America requires management to make estimates and assumptions that affect the amounts reported in the financial statements and accompanying notes. Actual results may differ from those estimates.

Impact of Recently Issued Accounting Principles**Recently Issued Accounting Pronouncements**

The GASB has issued the following Statement that will become effective for the School District for fiscal year ending June 30, 2025:

Statement No. 101, *Compensated Absences*. The objective of this Statement is to better meet the information needs of financial statement users by updating the recognition and measurement guidance for compensated absences. That objective is achieved by aligning the recognition and measurement guidance under a unified model and by amending certain previously required disclosures. Management is currently evaluating whether or not this Statement will have an impact on the basic financial statements of the School District.

Note 2: CASH AND CASH EQUIVALENTS

Custodial Credit Risk Related to Deposits - Custodial credit risk is the risk that, in the event of a bank failure, the School District's deposits might not be recovered. Although the School District does not have a formal policy regarding custodial credit risk, N.J.S.A. 17:9-41 et seq. requires that governmental units shall deposit public funds in public depositories protected from loss under the provisions of the Governmental Unit Deposit Protection Act (GUDPA). Under the Act, the first \$250,000.00 of governmental deposits in each insured depository is protected by the Federal Deposit Insurance Corporation (FDIC). Public funds owned by the School District in excess of FDIC insured amounts are protected by GUDPA. However, GUDPA does not protect intermingled trust funds, salary withholdings, and student activity funds, or funds that may pass to the School District relative to the happening of a future condition. Such funds are classified as uninsured and uncollateralized.

As of June 30, 2024, the School District's bank balances of \$9,980,934.55 were exposed to custodial credit risk as follows:

Insured by FDIC and GUDPA	\$ 8,968,255.94
Uninsured and Uncollateralized	<u>1,012,678.61</u>
Total	<u><u>\$ 9,980,934.55</u></u>

Note 3: CAPITAL RESERVE ACCOUNT

A capital reserve account was established by the School District by inclusion of \$1.00 on October 9, 2000 for the accumulation of funds for use as capital outlay expenditures in subsequent fiscal years. The capital reserve account is maintained in the general fund and its activity is included in the general fund annual budget.

Funds placed in the capital reserve account are restricted to capital projects in the School District's approved Long Range Facilities Plan ("LRFP"). Upon submission of the LRFP to the Department, a school district may increase the balance in the capital reserve by appropriating funds in the annual general fund budget certified for taxes or by transfer by board resolution at fiscal year-end (June 1 to June 30) of any unanticipated revenue or unexpended line-item appropriation amounts, or both. A school district may also appropriate additional amounts when the express approval of the voters has been obtained by either a separate proposal at budget time or by a special question at one of the four special elections authorized pursuant to N.J.S.A. 19:60-2. Pursuant to N.J.A.C. 6A:23A-14.1(g), the balance in the account cannot at any time exceed the local support costs of uncompleted capital projects in its approved LRFP.

The activity of the capital reserve for the fiscal year is as follows:

Beginning Balance, July 1, 2023	\$ 520,943.27
Increased by:	
Interest Earnings	<u>6,542.69</u>
Ending Balance, June 30, 2024	<u><u>\$ 527,485.96</u></u>

The June 30, 2024 LRFP balance of local support costs of uncompleted projects at June 30, 2024 is \$54,791,130.00.

Note 4: ACCOUNTS RECEIVABLE

Accounts receivable at June 30, 2024 consisted of accounts (fees for services) and intergovernmental awards / grants. All receivables are considered collectible in full due to the stable condition of federal and state programs, the current fiscal year guarantee of federal funds, and the regulated budgetary control of governmental entities in New Jersey.

Accounts receivable as of fiscal year end for the School District's individual major funds, in the aggregate, are as follows:

<u>Description</u>	<u>Governmental Funds</u>		<u>Total Governmental Activities</u>	<u>Proprietary Funds</u>		<u>Total Business- Type Activities</u>	<u>Total</u>
	<u>General Fund</u>	<u>Special Revenue Fund</u>		<u>Food Service Fund</u>	<u>Young Eagles Fund</u>		
Federal Awards	\$ -	\$ 530,082.24	\$ 530,082.24	\$ 26,715.21	\$ -	\$ 26,715.21	\$ 556,797.45
State Awards	1,017,258.11		1,017,258.11	1,473.67		1,473.67	1,018,731.78
Tuition Charges	54,243.24		54,243.24				54,243.24
Provided Services	3,765.00		3,765.00	87,711.96	2,457.74	90,169.70	93,934.70
	<u>\$ 1,075,266.35</u>	<u>\$ 530,082.24</u>	<u>\$ 1,605,348.59</u>	<u>\$ 115,900.84</u>	<u>\$ 2,457.74</u>	<u>\$ 118,358.58</u>	<u>\$ 1,723,707.17</u>

Note 5: INVENTORY

Inventory recorded at June 30, 2024 in business-type activities on the government-wide statement of net position, and on the food service enterprise fund statement of net position, consisted of the following:

Food	\$ 12,116.74
Supplies	<u>4,567.52</u>
	<u>\$ 16,684.26</u>

Note 6: CAPITAL ASSETS

Capital asset activity for the fiscal year ended June 30, 2024 is as follows:

	<u>Balance July 1, 2023</u>	<u>Increases</u>	<u>Decreases</u>	<u>Balance June 30, 2024</u>
Governmental Activities:				
Capital Assets, not being Depreciated:				
Land	\$ 313,404.41	\$ -	\$ -	\$ 313,404.41
Construction in Progress	235,668.32	1,854,213.27		2,089,881.59
Total Capital Assets, not being Depreciated	549,072.73	1,854,213.27	-	2,403,286.00
Capital Assets, being Depreciated:				
Land Improvements	6,113,221.75	26,437.45		6,139,659.20
Buildings and Improvements	37,650,771.91	170,772.00		37,821,543.91
Furniture, Fixtures and Equipment	5,323,869.69	4,608,322.69	(62,832.31)	9,869,360.07
Total Capital Assets, being Depreciated	49,087,863.35	4,805,532.14	(62,832.31)	53,830,563.18
Total Capital Assets, Cost	49,636,936.08	6,659,745.41	(62,832.31)	56,233,849.18
Less Accumulated Depreciation for:				
Land Improvements	(1,712,312.15)	(251,950.68)		(1,964,262.83)
Buildings and Improvements	(16,189,412.98)	(1,220,755.85)		(17,410,168.83)
Furniture, Fixtures and Equipment	(3,470,130.47)	(882,276.28)	62,832.31	(4,289,574.44)
Total Accumulated Depreciation	(21,371,855.60)	(2,354,982.81)	62,832.31	(23,664,006.10)
Total Capital Assets, being Depreciated, net Excluding Lease Assets	27,716,007.75	2,450,549.33	-	30,166,557.08
Total Capital Assets, net Excluding Lease Assets	28,265,080.48	4,304,762.60	-	32,569,843.08
Lease Assets:				
Furniture, Fixtures and Equipment	612,120.94			612,120.94
Less Accumulated Amortization:				
Lease Assets:				
Furniture, Fixtures and Equipment	(132,339.77)	(122,424.20)		(254,763.97)
Total Lease Assets, net	479,781.17	(122,424.20)	-	357,356.97
Governmental Activities Capital Assets, Net	\$ 28,744,861.65	\$ 4,182,338.40	\$ -	\$ 32,927,200.05
	<u>Balance July 1, 2023</u>	<u>Increases</u>	<u>Decreases</u>	<u>Balance June 30, 2024</u>
Business-Type Activities:				
Capital Assets, being Depreciated:				
Furniture, Fixtures and Equipment	\$ 415,353.13	\$ 230,054.83	\$ (18,196.30)	\$ 627,211.66
Less Accumulated Depreciation for:				
Furniture, Fixtures and Equipment	(329,923.01)	(18,454.27)	18,196.30	(330,180.98)
Business-Type Activities Capital Assets, Net	\$ 85,430.12	\$ 211,600.56	\$ -	\$ 297,030.68

Note 6: CAPITAL ASSETS (CONT'D)

Depreciation and amortization expense were charged to functions / programs of the School District as follows:

Governmental Activities:

Regular Instruction	\$ 389,089.56
Other Instruction	929.68
Student and Instruction Related Services	8,732.63
School Administrative Services	36,924.83
General and Business Administrative Services	13,799.57
Plant Operations and Maintenance	1,524,162.76
Pupil Transportation	503,767.98

Total Depreciation and Amortization Expense - Governmental Activities	<u>\$2,477,407.01</u>
---	-----------------------

Business-Type Activities:

Food Service	<u>\$ 18,454.27</u>
--------------	---------------------

Note 7: LONG-TERM LIABILITIES

During the fiscal year ended June 30, 2024, the following changes occurred in long-term obligations for governmental activities:

	<u>Balance July 1, 2023</u>	<u>Additions</u>	<u>Deductions</u>	<u>Balance June 30, 2024</u>	<u>Due within One Year</u>
Governmental Activities:					
Bonds Payable:					
General Obligation Bonds	\$ 9,855,000.00	\$ -	\$ (680,000.00)	\$ 9,175,000.00	\$ 725,000.00
Other Liabilities:					
Financed Purchases	4,441,871.74	4,441,343.09	(1,288,612.93)	7,594,601.90	1,299,222.46
Compensated Absences	493,029.34	145,082.39	(47,622.16)	590,489.57	17,613.07
Net Pension Liability	8,391,707.00	1,517,303.00	(2,092,690.00)	7,816,320.00	
Total Other Liabilities	13,326,608.08	6,103,728.48	(3,428,925.09)	16,001,411.47	1,316,835.53
Lease Liabilities	495,446.94		(114,423.54)	381,023.40	122,218.25
Governmental Activities Long-Term Liabilities	<u>\$ 23,677,055.02</u>	<u>\$ 6,103,728.48</u>	<u>\$ (4,223,348.63)</u>	<u>\$ 25,557,434.87</u>	<u>\$ 2,164,053.78</u>

The bonds payable are generally liquidated by the debt service fund, while financed purchases, compensated absences, net pension liability, and lease liabilities, are liquidated by the general fund.

Bonds Payable - Bonds and loans are authorized in accordance with State law by the voters of the municipality through referendums. All bonds are retired in serial installments within the statutory period of usefulness. Bonds issued by the School District are general obligation bonds.

On January 8, 2015, the School District issued \$13,808,000.00 of general obligation bonds at interest rates varying from 2.00% to 3.25% for various construction and renovation projects. The final maturity of these bonds is January 15, 2035. The bonds will be paid from property taxes.

Note 7: LONG-TERM LIABILITIES (CONT'D)

Bonds Payable (Cont'd) - Principal and interest due on bonds outstanding is as follows:

<u>Fiscal Year</u> <u>Ending June 30,</u>	<u>Principal</u>	<u>Interest</u>	<u>Total</u>
2025	\$ 725,000.00	\$ 280,975.00	\$ 1,005,975.00
2026	750,000.00	259,225.00	1,009,225.00
2027	765,000.00	236,725.00	1,001,725.00
2028	775,000.00	213,775.00	988,775.00
2029	810,000.00	190,525.00	1,000,525.00
2030-2034	4,430,000.00	569,300.00	4,999,300.00
2035	920,000.00	29,900.00	949,900.00
Total	<u>\$ 9,175,000.00</u>	<u>\$ 1,780,425.00</u>	<u>\$ 10,955,425.00</u>

Bonds Authorized but not Issued - As of June 30, 2024, the School District had no authorizations to issue additional bonded debt.

Financed Purchases - The School District's payments on financed purchases are budgeted and paid from the general fund on an annual basis.

As of June 30, 2024, the School District is financing the following:

- one (1) Energy Savings Improvement Program (ESIP) with a total cost of \$4,100,000.00. The agreement is for a term of fifteen (15) years with an interest rate of 2.366%. The final maturity of the financed purchase is January 15, 2032.
- security equipment including district wide access control, IP surveillance and intrusion deduction with a total cost of \$1,110,000.00. The agreement is for a term of five (5) years with an interest rate of 1.060%. The final maturity of the financed purchase is September 15, 2025.
- equipment consisting of four (4) school buses, camera system, GPS technology, wireless radio, four (4) facilities trucks and one (1) facilities van with a total cost of \$1,072,000. The agreement is for a term of five (5) years with an interest rate of 3.965%. The final maturity of the financed purchase is October 1, 2027.
- vehicles and equipment consisting of eleven (11) 54-passenger school buses, camera and video systems for twenty-three (23) school buses with a total cost of \$1,605,857.60. The agreement is for a term of five (5) years with an interest rate of 4.60%. The final maturity of the financed purchase is November 1, 2027.
- vehicles and equipment consisting of eleven (11) 54-passenger school buses, and one (1) 40-passenger school bus with wheelchair lift with a total cost of \$1,692,569.00. The agreement is for a term of eight (8) years with an interest rate of 4.55%. The final maturity of the financed purchase is November 1, 2030.
- technology equipment consisting of computers, laptops, Chromebooks and computer towers with a total cost of \$1,142,916.49. The agreement is for a term of four (4) years with an interest rate of 3.54%. The final maturity of the financed purchase is July 1, 2026.

Note 7: LONG-TERM LIABILITIES (CONT'D)

Financed Purchases (Cont'd) - The following is a schedule of the remaining future minimum payments under the financed purchases, and the present value of the net minimum payments at June 30, 2024:

Fiscal Year Ending June 30,	Principal	Interest	Total
2025	\$ 1,299,222.46	\$ 280,333.21	\$ 1,579,555.67
2026	1,351,559.48	229,142.89	1,580,702.37
2027	1,162,097.17	176,700.40	1,338,797.57
2028	1,545,806.60	107,581.35	1,653,387.95
2029	462,115.19	68,932.99	531,048.18
2030-2032	1,773,801.00	88,304.16	1,862,105.16
Total	<u>\$ 7,594,601.90</u>	<u>\$ 950,995.00</u>	<u>\$ 8,545,596.90</u>

Financed purchases are depreciated in a manner consistent with the School District's depreciation policy for owned assets.

Compensated Absences - As previously stated, compensated absences will be paid from the fund from which the employees' salaries are paid. Refer to note 13 for a description of the School District's policy.

Net Pension Liability - For details on the net pension liability, refer to note 8. The School District's annual required contribution to the Public Employees' Retirement System is budgeted and paid from the general fund on an annual basis.

Lease Liabilities - The School District's payments on lease liabilities are budgeted and paid from the general fund on an annual basis.

Lease agreements are summarized as follows:

Description	Total Lease Liability	Interest Rate	Lease Terms	Balance July 1, 2023	Additions	Deductions	Balance June 30, 2024	Due within One Year
Postage Machines	\$ 28,330.10	1.06%	10/1/20 - 10/1/25	\$ 12,934.41	\$ -	\$ (5,710.57)	\$ 7,223.84	\$ 5,771.41
Digital Copiers	583,790.84	3.97%	7/1/22 - 6/30/27	482,512.53		(108,712.97)	373,799.56	116,446.84
				<u>\$ 495,446.94</u>	<u>\$ -</u>	<u>\$ (114,423.54)</u>	<u>\$ 381,023.40</u>	<u>\$ 122,218.25</u>

The School District leased two (2) postage machines for the High School and the Middle School, beginning on October 1, 2020 for a term of five years. The interest rate is based on the School District's estimated incremental borrowing rate of 1.06% during the period in which the lease agreement was executed. This lease can be extended on a month-to-month basis at the expiration of the lease agreement.

The School District leased digital copiers to be used throughout the School District. The copiers were leased beginning on July 1, 2023 for a term of five years. The lessor provided lease incentive in the amount of \$417,319.83 so that the School District can early retire the copiers lease originally ending on March 1, 2024. The interest rate is based on the School District's estimated incremental borrowing rate of 3.97% during the period in which the lease agreement was executed. This lease can be extended on a month-to-month basis at the expiration of the lease agreement.

Note 7: LONG-TERM LIABILITIES (CONT'D)

Lease Liabilities (Cont'd) - Annual requirements to amortize lease obligations and related interest are as follows:

<u>Fiscal Year</u> <u>Ending June 30,</u>	<u>Principal</u>	<u>Interest</u>	<u>Total</u>
2025	\$ 122,218.25	\$ 21,849.79	\$ 144,068.04
2026	125,944.37	13,758.67	139,703.04
2027	132,860.78	5,387.23	138,248.01
Total	<u>\$ 381,023.40</u>	<u>\$ 40,995.69</u>	<u>\$ 422,019.09</u>

Lease liabilities are amortized in a manner consistent with the School District's depreciation policy for owned assets.

Note 8: PENSION PLANS

A substantial number of the School District's employees participate in one of the following defined benefit pension plans: the Teachers' Pension and Annuity Fund ("TPAF") and the Public Employees' Retirement System ("PERS"), which are administered by the New Jersey Division of Pensions and Benefits (the "Division"). In addition, several School District employees participate in the Defined Contribution Retirement Program, which is a defined contribution pension plan. The DCRP is administered by Empower (formerly Prudential Financial).

Each of the aforementioned plans have a Board of Trustees that is primarily responsible for its administration. The Division issues a publicly available financial report that includes financial statements, required supplementary information, and detailed information about the PERS and TPAF plans' fiduciary net position that can be obtained by writing to or at the following website:

State of New Jersey, Department of the Treasury
Division of Pensions and Benefits
P.O. Box 295
Trenton, New Jersey 08625-0295

<https://www.state.nj.us/treasury/pensions/financial-reports.shtml>

General Information about the Pension Plans**Plan Descriptions**

Teachers' Pension and Annuity Fund - The Teachers' Pension and Annuity Fund is a cost-sharing multiple-employer defined benefit pension plan, with a special funding situation, which was established as of January 1, 1955, under the provisions of N.J.S.A. 18A:66. The State of New Jersey ("State") is responsible to fund 100% of the employer contributions, excluding any local employer early retirement incentive (ERI) contributions. The TPAF's designated purpose is to provide retirement, death, and disability benefits to certain qualified members. Membership in the TPAF is mandatory for substantially all teachers or members of the professional staff certified by the State Board of Examiners, who have titles that are unclassified, professional and certified. The TPAF Board of Trustees is primarily responsible for the administration of the Plan.

Public Employees' Retirement System - The Public Employees' Retirement System is a cost-sharing multiple-employer defined benefit pension plan that was established as of January 1, 1955, under the provisions of N.J.S.A. 43:15A. The PERS' designated purpose is to provide retirement, death, and disability benefits to certain qualified members. Membership in the PERS is mandatory for substantially all full-time employees of the School District, provided the employee is not required to be a member of another state-administered retirement system or other state pensions fund or local jurisdiction's pension fund. The PERS' Board of Trustees is primarily responsible for the administration of the PERS.

Note 8: PENSION PLANS (CONT'D)**General Information about the Pension Plans (Cont'd)****Plan Descriptions (Cont'd)**

Defined Contribution Retirement Program - The Defined Contribution Retirement Program is a multiple-employer defined contribution pension fund established on July 1, 2007 under the provisions of P.L. 2007, c. 92 and P.L. 2007, c. 103, and expanded under the provisions of P.L. 2008, c. 89 and P.L. 2010, c. 1. The DCRP is a tax-qualified defined contribution money purchase pension plan under Internal Revenue Code (IRC) § 401(a) et seq., and is a "governmental plan" within the meaning of IRC § 414(d). The DCRP provides retirement benefits for eligible employees and their beneficiaries. Individuals covered under DCRP are state or local officials who are elected or appointed on or after July 1, 2007; employees enrolled in TPAF or PERS on or after July 1, 2007, who earn salary in excess of established "maximum compensation" limits; employees enrolled in New Jersey State Police Retirement System (SPRS) or the Police and Firemen's Retirement System (PFRS) after May 21, 2010, who earn salary in excess of established "maximum compensation" limits; employees otherwise eligible to enroll in TPAF or PERS on or after November 2, 2008, who do not earn the minimum annual salary for tier 3 enrollment but who earn salary of at least \$5,000.00 annually; and employees otherwise eligible to enroll in TPAF or PERS after May 21, 2010 who do not work the minimum number of hours per week required for tiers 4 or 5 enrollment, but who earn salary of at least \$5,000.00 annually.

Vesting and Benefit Provisions

Teachers' Pension and Annuity Fund - The vesting and benefit provisions are set by N.J.S.A. 18A:66. TPAF provides retirement, death and disability benefits. All benefits vest after ten years of service. Members are always fully vested for their own contributions and, after three years of service credit, become vested for 2% of related interest earned on the contributions. In the case of death before retirement, members' beneficiaries are entitled to full interest credited to the members' accounts.

The following represents the membership tiers for TPAF:

Tier Definition

- 1 Members who were enrolled prior to July 1, 2007
- 2 Members who were eligible to enroll on or after July 1, 2007 and prior to November 2, 2008
- 3 Members who were eligible to enroll on or after November 2, 2008 and prior to May 22, 2010
- 4 Members who were eligible to enroll on or after May 22, 2010 and prior to June 28, 2011
- 5 Members who were eligible to enroll on or after June 28, 2011

Service retirement benefits of 1/55th of final average salary for each year of service credit is available to tiers 1 and 2 members upon reaching age 60 and to tier 3 members upon reaching age 62. Service retirement benefits of 1/60th of final average salary for each year of service credit is available to tier 4 members upon reaching age 62 and tier 5 members upon reaching age 65. Early retirement benefits are available to tiers 1 and 2 members before reaching age 60, tiers 3 and 4 with 25 years or more of service credit before age 62, and tier 5 before age 65 with 30 years or more of service credit. Benefits are reduced by a fraction of a percent for each month that a member retires prior to the retirement age for his/her respective tier. Deferred retirement is available to members who have at least 10 years of service credit and have not reached the service retirement age for the respective tier.

Note 8: PENSION PLANS (CONT'D)**General Information About the Pension Plans (Cont'd)****Vesting and Benefit Provisions (Cont'd)**

Public Employees' Retirement System - The vesting and benefit provisions are set by N.J.S.A. 43:15A. PERS provides retirement, death and disability benefits. All benefits vest after 10 years of service.

The membership tiers for PERS are the same as previously noted for TPAF.

Service retirement benefits of 1/55th of final average salary for each year of service credit is available to tiers 1 and 2 members upon reaching age 60 and to tier 3 members upon reaching age 62. Service retirement benefits of 1/60th of final average salary for each year of service credit is available to tier 4 members upon reaching age 62 and tier 5 members upon reaching age 65. Early retirement benefits are available to tiers 1 and 2 members before reaching age 60, tiers 3 and 4 with 25 years or more service credit before age 62 and tier 5 with 30 or more years of service credit before age 65. Benefits are reduced by a fraction of a percent for each month that a member retires prior to the age at which a member can receive full early retirement benefits in accordance with their respective tier. Tier 1 members can receive an unreduced benefit from age 55 to age 60 if they have at least 25 years of service. Deferred retirement is available to members who have at least 10 years of service credit and have not reached the service retirement age for the respective tier.

Defined Contribution Retirement Program - Eligible members are provided with a defined contribution retirement plan intended to qualify for favorable Federal income tax treatment under IRC Section 401(a), a noncontributory group life insurance plan and a noncontributory group disability benefit plan. A participant's interest in that portion of his or her defined contribution retirement plan account attributable to employee contributions shall immediately become and shall at all times remain fully vested and nonforfeitable. A participant's interest in that portion of his or her defined contribution retirement plan account attributable to employer contributions shall be vested and nonforfeitable on the date the participant commences the second year of employment or upon his or her attainment of age 65, while employed by an employer, whichever occurs first.

Contributions

Teachers' Pension and Annuity Fund - The contribution policy is set by N.J.S.A. 18A:66 and requires contributions by active members and contributing employers. Pursuant to the provisions of P.L. 2011, C. 78, the member contribution rate was 7.50% in State fiscal year 2023. The State's contribution is based on an actuarially determined amount, which includes the normal cost and an amortization of the unfunded accrued liability. For fiscal year 2023, the State's pension contribution was more than the actuarial determined amount.

Under current statute, all employer contributions are made by the State of New Jersey on-behalf of the School District and all other related non-contributing employers. No normal or accrued liability contribution by the School District has been required over several preceding fiscal years. These on-behalf contributions by the State of New Jersey are considered a special funding situation, under the definition of GASB 68, *Accounting and Financial Reporting for Pensions*.

The School District's contractually required contribution rate for the fiscal year ended June 30, 2024 was 33.18% of the School District's covered payroll, of which 0.00% of payroll was required from the School District and 100.00% of payroll was required from the State of New Jersey. The School District was not required to contribute to the pension plan during the fiscal year ended June 30, 2024 because of the 100.00% special funding situation with the State of New Jersey.

Note 8: PENSION PLANS (CONT'D)**General Information About the Pension Plans (Cont'd)****Contributions (Cont'd)**

Teachers' Pension and Annuity Fund (Cont'd) - Based on the most recent TPAF measurement date of June 30, 2023, the State's contractually required contribution, on-behalf of the School District, to the pension plan for the fiscal year ended June 30, 2024 was \$8,179,024.00, and was paid by April 1, 2024. School District employee contributions to the Plan during the fiscal year ended June 30, 2024 were \$1,867,090.03.

Public Employees' Retirement System - The contribution policy is set by N.J.S.A. 43:15A and requires contributions by active members and contributing employers. Pursuant to the provisions of P.L. 2011, C. 78, the member contribution rate was 7.50% in State fiscal year 2023. Employers' contributions are based on an actuarially determined amount, which includes the normal cost and an amortization of the unfunded accrued liability.

Special Funding Situation Component - Under N.J.S.A. 43:15A, local participating employers are responsible for their own contributions based on actuarially determined amounts, except where legislation was passed which legally obligated the State if certain circumstances occurred. One of such legislations, which legally obligate the State, is Chapter 133, P.L. 2001. This legislation increased the accrual rate from 1/60 to 1/55. In addition, it lowered the age required for a veteran benefit equal to 1/55 of highest 12-month compensation for each year of service from 60 to 55. Chapter 133, P.L. 2001 also established the Benefit Enhancement Fund (BEF) to fund the additional annual employer normal contribution due to the State's increased benefits. If the assets in the BEF are insufficient to cover the normal contribution for the increased benefits for a valuation period, the State will pay such amount for both the State and local employers. The amounts contributed on behalf of the local participating employers under this legislation is considered to be a *special funding situation* as defined by GASB Statement No. 68 and the State is treated as a nonemployer contributing entity. Since the local participating employers do not contribute under this legislation directly to the Plan (except for employer specific financed amounts), there is no net pension liability or deferred outflows or inflows to disclose in the notes to the financial statements of the local participating employers related to this legislation.

The School District's contractually required contribution rate for the fiscal year ended June 30, 2024 was 14.96% of the School District's covered payroll. This amount was actuarially determined as the amount that, when combined with employee contributions, is expected to finance the costs of benefits earned by employees during the year, including an additional amount to finance any unfunded accrued liability.

Based on the most recent PERS measurement date of June 30, 2023, the School District's contractually required contribution to the pension plan for the fiscal year ended June 30, 2024 was \$721,241.00, and was paid by April 1, 2024. School District employee contributions to the Plan during the fiscal year ended June 30, 2024 were \$435,374.64.

The amount of contractually required contribution for the State of New Jersey's proportionate share, associated with the School District, under Chapter 133, P.L. 2001, for the fiscal year ended June 30, 2024 was .43% of the School District's covered payroll.

Based on the most recent PERS measurement date of June 30, 2023, the State's contractually required contribution, under Chapter 133, P.L. 2001, on-behalf of the School District, to the pension plan for the fiscal year ended June 30, 2024 was \$24,376.00. For the prior year measurement date of June 30, 2022, the State's contractually required contribution, under Chapter 133, P.L. 2001, on-behalf of the School District, to the pension plan for the year ended June 30, 2023 was \$17,656.00.

Note 8: PENSION PLANS (CONT'D)**General Information About the Pension Plans (Cont'd)****Contributions (Cont'd)**

Defined Contribution Retirement Program - The contribution policy is set by N.J.S.A. 43:15C-3 and requires contributions by active members and contributing employers. In accordance with P.L. 2007, C. 92, and P.L. 2007, C. 103, Plan members are required to contribute 5.5% of their annual covered salary. In addition to the employee contributions, the School District contributes 3% of the employees' base salary, for each pay period.

For the fiscal year ended June 30, 2024, employee contributions totaled \$116,184.51, and the School District recognized pension expense, which equaled the required contributions, of \$63,373.18. There were no forfeitures during the fiscal year.

Pension Liabilities, Pension (Benefit) Expense, and Deferred Outflows of Resources and Deferred Inflows of Resources Related to Pensions**Teachers' Pension and Annuity Fund**

Pension Liability - At June 30, 2024, the School District was not required to report a liability for its proportionate share of the net pension liability for TPAF because of the 100% special funding situation by the State of New Jersey.

The State's proportionate share of net pension liability, however, attributable to the School District is as follows:

Proportionate Share of Net Pension Liability	\$ -
State of New Jersey's Proportionate Share of Net Pension Liability associated with the Employer	100,176,294.00
	<u>\$ 100,176,294.00</u>

The net pension liability was measured as of June 30, 2023, and the total pension liability used to calculate the net pension liability was determined by an actuarial valuation as of July 1, 2022. The total pension liability was calculated using updated procedures to roll forward from the actuarial valuation date to the measurement date of June 30, 2023. For the June 30, 2023 measurement date, the School District's proportion of the net pension liability was based on a projection of the School District's long-term share of contributions to the pension plan relative to the projected contributions of all participating employers and the State of New Jersey, actuarially determined. At the June 30, 2023 measurement date, the School District proportion was 0.00% due to the 100% special funding situation with the State of New Jersey; however, the State's proportionate share of the TPAF net pension liability associated with the School District was .1962983606%, which was an increase of .0016672145% from its proportion measured as of June 30, 2022.

Pension (Benefit) Expense - For the fiscal year ended June 30, 2024, the State's proportionate share of the pension (benefit) expense, associated with the School District, calculated by the Plan as of June 30, 2023 measurement date, was \$2,461,040.00. This on-behalf expense has been recognized by the School District in the government-wide financial statements.

Note 8: PENSION PLANS (CONT'D)**Pension Liabilities, Pension (Benefit) Expense, and Deferred Outflows of Resources and Deferred Inflows of Resources Related to Pensions (Cont'd)****Public Employees' Retirement System**

Pension Liability - At June 30, 2024, there is no net pension liability associated with the special funding situation under Chapter 133, P.L. 2001, as there was no accumulated difference between the annual additional normal cost and the actual State contribution through the valuation date. The School District reported a liability of \$7,816,320.00 for its proportionate share of the net pension liability for PERS. The net pension liability was measured as of June 30, 2023, and the total pension liability used to calculate the net pension liability was determined by an actuarial valuation as of July 1, 2022. The total pension liability was calculated using updated procedures to roll forward from the actuarial valuation date to the measurement date of June 30, 2023. The School District's proportion of the net pension liability was based on a projection of the School District's long-term share of contributions to the pension plan relative to the projected contributions of all participating employers, actuarially determined. For the June 30, 2023 measurement date, the School District's proportion was .0539638077%, which was a decrease of .0016421635% from its proportion measured as of June 30, 2022.

Pension (Benefit) Expense - For the fiscal year ended June 30, 2024, the School District recognized pension (benefit) expense of (\$350,887.00), in the government-wide financial statements. This pension expense was based on the pension plan's June 30, 2023 measurement date.

For the fiscal year ended June 30, 2024, the State's proportionate share of the pension (benefit) expense, associated with the School District, under Chapter 133, P.L. 2001, calculated by the Plan as of June 30, 2023 measurement date, was \$24,376.00. This on-behalf expense has been recognized by the School District in the government-wide financial statements.

Deferred Outflows and Inflows of Resources - At June 30, 2024, the School District reported deferred outflows of resources and deferred inflows of resources related to PERS from the following sources:

	<u>Deferred Outflows of Resources</u>	<u>Deferred Inflows Resources</u>
Differences between Expected and Actual Experience	\$ 74,734.00	\$ 31,951.00
Changes of Assumptions	17,171.00	473,702.00
Net Difference between Projected and Actual Earnings on Pension Plan Investments	35,995.00	-
Changes in Proportion and Differences between Contribution and Proportionate Share of Contributions	-	431,903.00
Contributions Subsequent to the Measurement Date	850,654.00	-
	<u>\$ 978,554.00</u>	<u>\$ 937,556.00</u>

Note 8: PENSION PLANS (CONT'D)**Pension Liabilities, Pension (Benefit) Expense, and Deferred Outflows of Resources and Deferred Inflows of Resources Related to Pensions (Cont'd)****Public Employees' Retirement System (Cont'd)**

Deferred Outflows and Inflows of Resources (Cont'd) - Deferred outflows of resources in the amount of \$850,654.00 will be included as a reduction of the net pension liability in the subsequent fiscal year, June 30, 2025. The other amounts reported as deferred outflows of resources and deferred inflows of resources related to pensions will be recognized in pension expense as follows:

Fiscal Year Ending June 30,	
2025	\$ (600,442.00)
2026	(346,952.00)
2027	252,926.00
2028	(111,857.00)
2029	(3,331.00)
	<u>\$ (809,656.00)</u>

The other deferred outflows of resources and deferred inflows of resources related to pensions will be amortized over the following number of years:

	<u>Deferred Outflows of Resources</u>	<u>Deferred Inflows of Resources</u>		<u>Deferred Outflows of Resources</u>	<u>Deferred Inflows of Resources</u>
Differences between Expected and Actual Experience			Difference between Projected and Actual Earnings on Pension Plan Investments		
Year of Pension Plan Deferral:			Year of Pension Plan Deferral:		
June 30, 2018	-	5.63	June 30, 2019	5.00	-
June 30, 2019	5.21	-	June 30, 2020	5.00	-
June 30, 2020	5.16	-	June 30, 2021	5.00	-
June 30, 2021	-	5.13	June 30, 2022	5.00	-
June 30, 2022	-	5.04	June 30, 2023	5.00	-
June 30, 2023	5.08	-			
Changes of Assumptions			Changes in Proportion		
Year of Pension Plan Deferral:			Year of Pension Plan Deferral:		
June 30, 2018	-	5.63	June 30, 2018	5.63	5.63
June 30, 2019	-	5.21	June 30, 2019	5.21	5.21
June 30, 2020	-	5.16	June 30, 2020	5.16	5.16
June 30, 2021	5.13	-	June 30, 2021	5.13	5.13
June 30, 2022	-	5.04	June 30, 2022	5.04	5.04
			June 30, 2023	5.08	5.08

Note 8: PENSION PLANS (CONT'D)**Actuarial Assumptions**

The net pension liabilities were measured as of June 30, 2023 and the total pension liabilities used to calculate the net pension liability were determined by an actuarial valuation as of July 1, 2022. The total pension liabilities were calculated using updated procedures to roll forward from the actuarial valuation date to the measurement date of June 30, 2023. The actuarial valuation used the following actuarial assumptions, applied to all periods included in the measurement:

	<u>TPAF</u>	<u>PERS</u>
Inflation Rate:		
Price	2.75%	2.75%
Wage	3.25%	3.25%
Salary Increases:	2.75% - 4.25%	2.75% - 6.55%
	Based on Years of Service	Based on Years of Service
Investment Rate of Return	7.00%	7.00%
Period of Actuarial Experience		
Study upon which Actuarial Assumptions were Based	July 1, 2018 - June 30, 2021	July 1, 2018 - June 30, 2021

For TPAF, pre-retirement mortality rates were based on the Pub-2010 Teachers Above-Median Income Employee mortality table with a 93.9% adjustment for males and 85.3% adjustment for females, and with future improvement from the base year of 2010 on a generational basis. Post-retirement mortality rates were based on the Pub-2010 Teachers Above-Median Income Healthy Retiree mortality table with a 114.7% adjustment for males and 99.6% adjustment for females, and with future improvement from the base year of 2010 on a generational basis. Disability mortality rates were based on the Pub-2010 Non-Safety Disabled Retiree mortality table with a 106.3% adjustment for males and 100.3% adjustment for females, and with future improvement from the base year of 2010 on a generational basis. Mortality improvement is based on Scale MP-2021.

For PERS, pre-retirement mortality rates were based on the Pub-2010 General Below-Median Income Employee mortality table with an 82.2% adjustment for males and 101.4% adjustment for females, and with future improvement from the base year of 2010 on a generational basis. Post-retirement mortality rates were based on the Pub-2010 General Below-Median Income Healthy Retiree mortality table with a 91.4% adjustment for males and 99.7% adjustment for females, and with future improvement from the base year of 2010 on a generational basis. Disability retirement rates used to value disabled retirees were based on the Pub-2010 Non-Safety Disabled Retiree mortality table with a 127.7% adjustment for males and 117.2% adjustment for females, and with future improvement from the base year of 2010 on a generational basis. Mortality improvement is based on Scale MP-2021.

Note 8: PENSION PLANS (CONT'D)**Actuarial Assumptions (Cont'd)**

For TPAF and PERS, in accordance with State statute, the long-term expected rate of return on Plan investments (7.00% at the June 30, 2023 measurement date) is determined by the State Treasurer, after consultation with the Directors of the Division of Investments and Division of Pensions and Benefits, the board of trustees and the actuaries. The long-term expected rate of return was determined using a building block method in which best-estimate ranges of expected future real rates of return (expected returns, net of pension plan investment expense and inflation) are developed for each major asset class. These ranges are combined to produce the long-term expected rate of return by weighting the expected future real rates of return by the target asset allocation percentage and by adding expected inflation.

Best estimates of arithmetic rates of return for each major asset class included in TPAF's and PERS' target asset allocation as of the June 30, 2023 measurement date are summarized in the following table:

<u>Asset Class</u>	<u>Target Allocation</u>	<u>Long-Term Expected Real Rate of Return</u>
U.S. Equity	28.00%	8.98%
Non-US Developed Markets Equity	12.75%	9.22%
International Small Cap Equity	1.25%	9.22%
Emerging Market Equity	5.50%	11.13%
Private Equity	13.00%	12.50%
Real Estate	8.00%	8.58%
Real Assets	3.00%	8.40%
High Yield	4.50%	6.97%
Private Credit	8.00%	9.20%
Investment Grade Credit	7.00%	5.19%
Cash Equivalents	2.00%	3.31%
U.S. Treasuries	4.00%	3.31%
Risk Mitigation Strategies	3.00%	6.21%
	<u>100.00%</u>	

Discount Rate -

Teachers' Pension and Annuity Fund - The discount rate used to measure the total pension liability was 7.00% as of June 30, 2023. The projection of cash flows used to determine the discount rate assumed that contributions from Plan members will be made at the current member contribution rates and that contributions from employers would be based on 100% of the actuarially determined contributions for the State. Based on those assumptions, the Plan's fiduciary net position was projected to be available to make projected future benefit payments of current plan members. Therefore, the long-term expected rate of return on Plan investments was applied to projected benefit payments in determining the total pension liability.

Note 8: PENSION PLANS (CONT'D)**Actuarial Assumptions (Cont'd)****Discount Rate (Cont'd) -**

Public Employees' Retirement System - The discount rate used to measure the total pension liability was 7.00% as of June 30, 2023. The projection of cash flows used to determine the discount rate assumed that contributions from Plan members will be made at the current member contribution rates and that contributions from employers and the nonemployer contributing entity would be based on 100% of the actuarially determined contributions for the State employer and 100% of actuarially determined contributions for the local employers. Based on those assumptions, the plan's fiduciary net position was projected to be available to make all projected future benefit payments of current plan members. Therefore, the long-term expected rate of return on Plan investments was applied to all projected benefit payments in determining the total pension liability.

Sensitivity of Proportionate Share of Net Pension Liability to Changes in the Discount Rate

Teachers' Pension and Annuity Fund (TPAF) - As previously mentioned TPAF has a special funding situation where the State pays 100% of the School District's annual required contribution. As such, the proportionate share of the net pension liability as of June 30, 2023, the Plan's measurement date, attributable to the School District is \$0.00. The following, however, presents the net pension liability of the State as of June 30, 2023 (Plan's measurement date), attributable to the School District, calculated using the discount rate of 7.00% as well as what the State's net pension liability would be if it was calculated using a discount rate that is 1-percentage point lower or 1-percentage-point higher than the current rate:

	1% Decrease (6.00%)	Current Discount Rate (7.00%)	1% Increase (8.00%)
Proportionate Share of the Net Pension Liability	\$ -	\$ -	\$ -
State of New Jersey's Proportionate Share of Net Pension Liability associated with the Employer	118,126,029.00	100,176,294.00	85,058,351.00
	<u>\$ 118,126,029.00</u>	<u>\$ 100,176,294.00</u>	<u>\$ 85,058,351.00</u>

Public Employees' Retirement System (PERS) - The following presents the School District's proportionate share of the net pension liability at June 30, 2023, the Plan's measurement date, calculated using a discount rate of 7.00%, as well as what the School District's proportionate share of the net pension liability would be if it were calculated using a discount rate that is 1% lower or 1% higher than the current rates used:

	1% Decrease (6.00%)	Current Discount Rate (7.00%)	1% Increase (8.00%)
Proportionate Share of the Net Pension Liability	<u>\$ 10,175,185.00</u>	<u>\$ 7,816,320.00</u>	<u>\$ 5,808,613.00</u>

Note 8: PENSION PLANS (CONT'D)**Pension Plan Fiduciary Net Position**

For purposes of measuring the net pension liability, deferred outflows of resources, deferred inflows of resources related to pensions, and pension expense, information about the respective fiduciary net position of the TPAF and PERS and additions to/deductions from TPAF and PERS' respective fiduciary net position have been determined on the same basis as they are reported by TPAF and PERS. Accordingly, benefit payments (including refunds of employee contributions) are recognized when due and payable in accordance with the benefit terms. Investments are reported at fair value.

Note 9: POSTEMPLOYMENT BENEFITS OTHER THAN PENSIONS (OPEB)**STATE HEALTH BENEFIT LOCAL EDUCATION RETIRED EMPLOYEES PLAN****General Information about the OPEB Plan**

Plan Description and Benefits Provided - The State Health Benefit Local Education Retired Employees Plan (the "OPEB Plan") is a multiple-employer defined benefit OPEB plan, with a special funding situation, that is administered on a pay-as-you-go basis. Accordingly, no assets are accumulated in a qualifying trust that meets the criteria in paragraph 4 of GASB Statement No. 75 - *Accounting and Financial Reporting for the Postemployment Benefits Other Than Pensions*. The OPEB Plan is administered by the State of New Jersey Division of Pensions and Benefits (the "Division") and is part of the New Jersey State Health Benefits Program (SHBP). The Division issues a publicly available financial report that includes financial statements and required supplementary information which can be obtained by writing to or at the following website:

State of New Jersey
Division of Pensions and Benefits
P.O. Box 295
Trenton, New Jersey 08625-0295
<https://www.nj.gov/treasury/pensions/financial-reports.shtml>

The OPEB Plan provides medical, prescription drug, and Medicare Part B reimbursement to retirees and their covered dependents of local education employers.

Contributions - The employer contributions for the participating local education employers are legally required to be funded by the State of New Jersey (the "State") in accordance with N.J.S.A 52:14-17.32f. According to N.J.S.A 52:14-17.32f, the State provides employer-paid coverage to employees who retire from a board of education or county college with 25 years or more of service credit in, or retires on a disability pension from, one or more of the following plans: the Teachers' Pension and Annuity Fund (TPAF), the Public Employees' Retirement System (PERS), the Police and Firemen Retirement System (PFRS), or the Alternate Benefit Program (ABP). Pursuant to Chapter 78, P.L. 2011, future retirees eligible for postretirement medical coverage who have less than 20 years of creditable service on June 28, 2011 will be required to pay a percentage of the cost of their health care coverage in retirement provided they retire with 25 or more years of pension service credit. The percentage of the premium for which the retiree will be responsible will be determined based on the retiree's annual retirement benefit and level of coverage.

Note 9: POSTEMPLOYMENT BENEFITS OTHER THAN PENSIONS (OPEB) (CONT'D)**STATE HEALTH BENEFIT LOCAL EDUCATION RETIRED EMPLOYEES PLAN (CONT'D)****General Information about the OPEB Plan (Cont'd)**

Employees Covered by Benefit Terms - At June 30, 2023, the OPEB Plan's measurement date, the entire State Health Benefit Local Education Retired Employees OPEB Plan consisted of the following members.

Active Plan Members	217,212
Inactive Plan Members or Beneficiaries Currently Receiving Benefits	152,383
Inactive Plan Members Entitled to but Not Yet Receiving Benefit Payments	-
	<u>369,595</u>

Total Non-Employer OPEB Liability

The State of New Jersey, a non-employer contributing entity, is the only entity that has a legal obligation to make employer contributions to the OPEB Plan for qualified retired TPAF, PERS, PFRS and ABP pension participants. The School District's proportionate share percentage determined under paragraphs 193 and 203 through 205 of GASBS No. 75 is zero percent. Accordingly, the School District did not recognize any portion of the collective net OPEB liability on the statement of net position.

The State's proportionate share of the net OPEB liability associated with the School District as of June 30, 2024 was \$113,578,403.00. Since the OPEB liability associated with the School District is 100% attributable to the State, the OPEB liability will be referred to as the total non-employer OPEB liability.

The total non-employer OPEB liability was measured as of June 30, 2023, and was determined by an actuarial valuation as of June 30, 2022, which was rolled forward to June 30, 2023. For the June 30, 2023 measurement date, the State's proportionate share of the non-employer OPEB liability associated with the School District was .2169113529%, which was a decrease of .0027614090% from its proportion measured as of June 30, 2022.

Actuarial Assumptions and Other Inputs - The actuarial assumptions and other inputs vary for each plan member depending on the pension plan in which the member is enrolled. The actuarial valuation at June 30, 2022, which was rolled forward to June 30, 2023, used the following actuarial assumptions, applied to all periods in the measurement:

Salary Increases -

	<u>TPAF/ABP</u> *	<u>PERS</u> *	<u>PFRS</u> *
Salary Increases	2.75% to 4.25%	2.75% to 6.55%	3.25% to 16.25%

* based on service years

Note 9: POSTEMPLOYMENT BENEFITS OTHER THAN PENSIONS (OPEB) (CONT'D)**STATE HEALTH BENEFIT LOCAL EDUCATION RETIRED EMPLOYEES PLAN (CONT'D)****Total Non-Employer OPEB Liability (Cont'd)****Actuarial Assumptions and Other Inputs (Cont'd) -**

Mortality Rates - Preretirement mortality rates were based on the Pub-2010 Healthy "Teachers" (TPAF/ABP), "General" (PERS), and "Safety" (PFRS) classification headcount-weighted mortality table with fully generational mortality improvement projections from the central year using Scale MP-2021. Postretirement mortality rates were based on the Pub-2010 "General" classification headcount-weighted mortality table with fully generational mortality improvement projections from the central year using Scale MP-2021. Disability mortality was based on the Pub-2010 "General" classification headcount-weighted disabled mortality table with fully generational mortality improvement projections from the central year using Scale MP-2021 for current disabled retirees. Future disabled retirees was based on the Pub-2010 "Safety" (PFRS), "General" (PERS), and "Teachers" (TPAF/ABP) classification headcount-weighted disabled mortality table with fully generational mortality improvement projections from the central year using Scale MP-2021.

Experience Studies - The actuarial assumptions used in the June 30, 2022 valuation, which was rolled forward to June 30, 2023, were based on the results of actuarial experience studies for the periods July 1, 2018 to June 30, 2021 for TPAF, PERS, and PFRS.

Health Care Trend Assumptions - For pre-Medicare medical benefits, the trend rate is initially 6.50% and decreases to a 4.50% long-term trend rate after nine years. For post-65 medical benefits PPO, the trend is increasing to 14.80% in fiscal year 2026 and decreases to 4.50% in fiscal year 2033. For HMO the trend is increasing to 17.40% in fiscal year 2026 and decreases to 4.50% in fiscal year 2033. For prescription drug benefits, the initial trend rate is 9.50% and decreases to a 4.50% long-term trend rate after seven years. For the Medicare Part B reimbursement, the trend rate is 5.00%.

Discount Rate - The discount rate for June 30, 2023 measurement date was 3.65%. This represents the municipal bond return rate as chosen by the Division. The source is the Bond Buyer Go 20-Bond Municipal Bond Index, which includes tax-exempt general obligation municipal bonds with an average rating of AA/Aa or higher. As the long-term rate of return is less than the municipal bond rate, it is not considered in the calculation of the discount rate, rather the discount rate is set at the municipal bond rate.

Changes in the Total Non-Employer OPEB Liability

The below table summarizes the State's proportionate share of the change in the total non-employer OPEB liability associated with the School District:

Balance at June 30, 2023		\$ 111,256,484.00
Changes for the Year:		
Service Cost	\$ 4,041,052.00	
Interest Cost	4,000,093.00	
Difference between Expected and Actual Experience	(2,932,524.00)	
Changes in Assumptions	228,927.00	
Member Contributions	102,508.00	
Gross Benefit Payments	(3,118,137.00)	
Net Changes		<u>2,321,919.00</u>
Balance at June 30, 2024		<u>\$ 113,578,403.00</u>

Note 9: POSTEMPLOYMENT BENEFITS OTHER THAN PENSIONS (OPEB) (CONT'D)**STATE HEALTH BENEFIT LOCAL EDUCATION RETIRED EMPLOYEES PLAN (CONT'D)****Changes in the Total Non-Employer OPEB Liability (Cont'd)**

Differences between expected and actual experience reflect a decrease in liability for the measurement period from June 30, 2022 to June 30, 2023 due to changes in the census and premium and claims experience.

Changes in assumptions reflect an increase in the liability for the measurement period from June 30, 2022 to June 30, 2023 due to the combined effect of the discount rate change; and changes in the trend update.

Sensitivity of the Total Non-Employer OPEB Liability to Changes in the Discount Rate - The State's proportionate share of the total non-employer OPEB liability as of June 30, 2023, associated with the School District, using a discount rate of 3.65%, as well as using a discount rate that is 1% lower or 1% higher than the current rate used is as follows:

	1% Decrease (2.65%)	Current Discount Rate (3.65%)	1% Increase (4.65%)
State of New Jersey's Proportionate Share of the Total Non-Employer OPEB Liability Associated with the Employer	<u>\$ 133,151,179.00</u>	<u>\$ 113,578,403.00</u>	<u>\$ 97,863,736.00</u>

Sensitivity of the Total Non-Employer OPEB Liability to Changes in the Healthcare Cost Trend Rates - The State's proportionate share of the total non-employer OPEB liability as of June 30, 2023, associated with the School District, using a healthcare cost trend rates that are 1% lower or 1% higher than the current healthcare cost trend rate used is as follows:

	1% Decrease	Healthcare Cost Trend Rates	1% Increase
State of New Jersey's Proportionate Share of the Total Non-Employer OPEB Liability Associated with the Employer	<u>\$ 94,287,585.00</u>	<u>\$ 113,578,403.00</u>	<u>\$ 138,820,488.00</u>

OPEB Expense and Deferred Outflows of Resources and Deferred Inflows of Resources Related to the Total Non-Employer OPEB Liability

OPEB Expense - For the fiscal year ended June 30, 2024, the School District recognized \$1,995,137.00 in OPEB expense and revenue, in the government-wide financial statements, for the State's proportionate share of the OPEB Plan's OPEB expense, associated with the School District. This expense and revenue was based on the OPEB Plan's June 30, 2023 measurement date.

Note 9: POSTEMPLOYMENT BENEFITS OTHER THAN PENSIONS (OPEB) (CONT'D)**STATE HEALTH BENEFIT LOCAL EDUCATION RETIRED EMPLOYEES PLAN (CONT'D)****OPEB Expense and Deferred Outflows of Resources and Deferred Inflows of Resources Related to the Total Non-Employer OPEB Liability (Cont'd)**

Deferred Outflows and Inflows of Resources - In accordance with GASBS No. 75, the School District's proportionate share of the OPEB liability is zero. As such, there is no recognition of the allocation of proportionate share of deferred outflows of resources and deferred inflows of resources by the School District; however, at June 30, 2024, the State's proportionate share of the total non-employer OPEB liability's deferred outflows of resources and deferred inflows of resources, associated with School District, from the following sources are as follows:

	<u>Deferred Outflows of Resources</u>	<u>Deferred Inflows of Resources</u>
Difference between Expected and Actual Experience	\$ 16,571,415.00	\$ 29,915,419.00
Changes of Assumptions	16,150,992.00	31,343,579.00
Changes in Proportion	<u>2,772,659.00</u>	<u>4,889,384.00</u>
	<u><u>\$ 35,495,066.00</u></u>	<u><u>\$ 66,148,382.00</u></u>

Amounts reported as deferred outflows of resources and deferred inflows of resources related to the State's proportionate share of the total non-employer OPEB liability, associated with the School District, will be recognized in OPEB expense as follows:

<u>Fiscal Year Ending June 30,</u>	
2025	\$ (6,046,252.00)
2026	(6,046,252.00)
2027	(5,274,352.00)
2028	(3,163,372.00)
2029	(681,326.00)
Thereafter	<u>(9,441,762.00)</u>
	<u><u>\$ (30,653,316.00)</u></u>

Note 10: ON-BEHALF PAYMENTS

For the fiscal year ended June 30, 2024, the School District has recognized as revenues and expenditures on-behalf payments made by the State for normal costs and post-retirement medical costs related to TPAF, in the fund financial statements. The amounts recognized as revenues and expenditures in the fund financial statements for normal costs, non-contributory insurance, post-retirement medical costs, and long-term disability insurance were \$8,450,502.00, \$96,373.00, \$2,326,147.00, and \$3,090.00, respectively.

Note 11: RISK MANAGEMENT

The School District is exposed to various risks of loss related to torts; theft of, damage to, and destruction of assets; errors and omissions; injuries to employees; and natural disasters.

Property and Liability Insurance - The School District maintains insurance coverage for property, liability, student accident, and surety bonds. A complete schedule of insurance coverage can be found in the statistical section of this Annual Comprehensive Financial Report.

New Jersey Unemployment Compensation Insurance - The School District has elected to fund its New Jersey Unemployment Compensation Insurance under the "Benefit Reimbursement Method". Under this plan, the School District is required to reimburse the New Jersey Unemployment Trust Fund for benefits paid to its former employees and charged to its account with the State. The School District is billed quarterly for amounts due to the State.

The following is a summary of the activity of the School District's unemployment claims for the current and previous two fiscal years:

<u>Fiscal Year</u> <u>Ended June 30,</u>	<u>School</u> <u>District</u> <u>Contributions</u>	<u>Employee</u> <u>Contributions</u>	<u>Interest</u> <u>Income</u>	<u>Claims</u> <u>Incurred</u>	<u>Ending Balance</u>	
					<u>Claims</u> <u>Payable</u>	<u>Restricted</u> <u>Fund</u> <u>Balance</u>
2024	\$ -	\$ 62,146.34	\$ 3.64	\$ 26,298.04	\$ 124,969.40	\$ 135,430.08
2023		58,474.17	116.91	70,283.31	89,121.10	135,426.44
2022		53,314.32	1.66		100,930.24	135,309.53

Joint Insurance Fund - The School District is a member of the New Jersey Schools Insurance Group Joint Insurance Fund. The Fund provides its members with the following coverage:

Workers' Compensation including Employer's Liability
General Liability including Police Professional and Employee Benefit Liability
Automobile Liability
Blanket Crime including Public Employee Dishonesty
Property Including Boiler and Machinery
Public Officials and Employment Practices Liability
Volunteer Directors and Officers Liability
Cyber Liability

The following coverages are provided to the Fund's member local units by their membership in the Municipal Excess Liability Joint Insurance Fund (MEL):

Excess Workers' Compensation
Excess General Liability
Non-Owned Aircraft Liability
Excess Auto Liability
Fidelity and Performance (Blanket)
Excess Property including Boiler and Machinery
Crime including Excess Public Employee and Public Official Coverage

Environmental Impairment Liability coverage is provided to the Fund's member local units by the Fund's membership in the New Jersey Municipal Environmental Risk Management Fund.

Contributions to the Fund, including a reserve for contingencies, are payable in two installments and are based on actuarial assumptions determined by the Fund's actuary. The Commissioner of Banking and Insurance may order additional assessments to supplement the Fund's claim, loss retention, or administrative accounts to assure the payment of the Fund's obligations.

Note 11: RISK MANAGEMENT (CONT'D)

Joint Insurance Fund (Cont'd) - The School District's agreement with the Pool provides that the Pool will be self-sustaining through member premiums and will reinsure through the Municipal Excess Liability Joint Insurance Fund, which is an insurance pool formed by all the other joint insurance funds.

For more information regarding claims, coverages and deductibles, the Fund publishes its own financial report that can be obtained from:

New Jersey Schools Insurance Group
6000 Midlantic Drive
Mount Laurel, New Jersey 08054

Note 12: DEFERRED COMPENSATION

The School District offers its employees a choice of various deferred compensation plans created in accordance with Internal Revenue Code Sections 403(b) and 457. The plans permit participants to defer a portion of their salary until future years. Amounts deferred under the plans are not available to employees until termination, retirement, death, or unforeseeable emergency. The plan administrators are as follows:

AXA Equitable
American Finds Group
Great American Financial Resources
Lincoln Investment Planning
Syracusa
VALIC

Note 13: COMPENSATED ABSENCES

The School District accounts for compensated absences (e.g., unused vacation, sick leave) as directed by Governmental Accounting Standards Board Statement No. 16, *Accounting for Compensated Absences*. A liability for compensated absences attributable to services already rendered and not contingent on a specific event that is outside the control of the employer and employee is accrued as employees earn the rights to the benefits.

School District employees who are employed for ten months are entitled to ten paid sick leave days per fiscal school year. School District employees who are employed for twelve months are entitled to twelve paid sick leave days per fiscal school year. Unused sick leave may be accumulated and carried forward to the subsequent years. School District employees are entitled to three personal days which may be carried forward to subsequent years. Vacation days not used during the year may not be accumulated and carried forward, unless the Board approves amendments to existing collective bargaining agreements due to unusual circumstances. Benefits paid in any future year will be calculated according to formulas outlined in the School Districts' agreements with the various employee unions and included in the current years' budget.

The liability for vested compensated absences is recorded within those funds as the benefits accrue to employees. At June 30, 2024, the liability for compensated absences reported on the government-wide statement of net position was \$590,489.57.

Note 14: INTERFUND RECEIVABLES, PAYABLES, AND TRANSFERS

Interfunds - The composition of interfund balances as of June 30, 2024 is as follows:

<u>Fund</u>	<u>Interfunds Receivable</u>	<u>Interfunds Payable</u>
General	\$ 68,194.22	\$ 741,441.73
Special Revenue		68,194.22
Capital Projects	230,552.50	
Food Service	510,889.23	
	<u>\$ 809,635.95</u>	<u>\$ 809,635.95</u>

The interfund receivables and payables above predominately resulted from payments made by certain funds on behalf of other funds. During the fiscal year 2025, the School District expects to liquidate such interfunds, depending upon the availability of cash flow.

Note 15: CONTINGENCIES

Grantor Agencies - Amounts received or receivable from grantor agencies could be subject to audit and adjustment by grantor agencies. Any disallowed claims, including amounts already collected, may constitute a liability of the applicable funds. The amount, if any, of expenditures which may be disallowed by the grantor cannot be determined at this time, although the School District expects such amount, if any, to be immaterial.

Litigation - The School District is a defendant in several legal proceedings that are in various stages of litigation. It is believed that the outcome, or exposure to the School District, from such litigation is either unknown or potential losses, if any, would not be material to the financial statements.

Note 16: CONCENTRATIONS

The School District depends on financial resources flowing from, or associated with, both the federal government and the State of New Jersey. As a result of this dependency, the School District is subject to changes in specific flows of intergovernmental revenues based on modifications to federal and State laws and federal and State appropriations.

Note 17: COMMITMENTS

The School District had commitments to purchase vehicles and equipment pursuant to a financed purchase agreement entered into during the fiscal year ended June 30, 2023. The balance in the general fund as of June 30, 2024 is \$53,990.40.

The School District had one construction project ongoing as of the fiscal year ended June 30, 2024 that is to continue into the subsequent fiscal years. This project, which is related to the capital projects fund, is as follows:

<u>Contract</u>	<u>Commitment Date</u>	<u>Amount Outstanding</u>
Green-Fields Elementary School HVAC Improvements	12/18/23	\$ 230,552.50

Note 18: DEFICIT FUND BALANCES

The School District has a deficit fund balance of \$101,182.93 in the general fund as of June 30, 2024 as reported in the fund statements (modified accrual basis). N.J.S.A. 18A:22-44.2 provides that in the event a state school aid payment is not made until the following school budget year, school districts must record the delayed one or more June state aid payments as revenue, for budget purposes only, in the current school budget year. The statute provides legal authority for school districts to recognize this revenue in the current budget year. For intergovernmental transactions, GASB Statement No. 33 requires that recognition (revenue, expenditure, asset, liability) should be in symmetry, i.e., if one government recognizes an asset, the other government recognizes a liability. Since the State is recording the June state aid payments in the subsequent fiscal year, the School District cannot recognize the June state aid payment on the GAAP financial statements until the year the State records the payable. Due to the timing difference of recording the June state aid payments, the general and special revenue fund balance deficit does not alone indicate that the School District is facing financial difficulties.

Pursuant to N.J.S.A. 18A:22-44.2 any negative unassigned general fund balance that is reported as a direct result from a delay in the June payments of state aid until the following fiscal year, is not considered in violation of New Jersey statute and regulation nor in need of corrective action. The School District deficit in the GAAP funds statements of \$101,182.93 is less than the June state aid payments.

Note 19: FUND BALANCES**RESTRICTED**

As stated in note 1, the restricted fund balance classification includes amounts that are restricted to specific purposes. Such restrictions, or constraints, are placed on the use of resources by either of the following: (1) externally imposed by creditors, grantors, contributors, or laws or regulations of other governments; or (2) imposed by law through constitutional provisions or enabling legislation. Specific restrictions of the School District's fund balance are summarized as follows:

General Fund

For Capital Reserve Account - As of June 30, 2024, the balance in the capital reserve account is \$527,485.96. These funds are restricted for future capital outlay expenditures for capital projects in the School District's approved Long Range Facilities Plan (LRFP). Additionally, \$427,071.00 of the \$527,485.96 capital reserve balance has been designated for utilization in the 2024-2025 budget.

For Excess Surplus - In accordance with N.J.S.A. 18A:7F-7, as amended, the designation of restricted fund balance - excess surplus is the result of a required calculation. New Jersey school districts are required to restrict general fund balance at the fiscal year end of June 30 if they did not appropriate a required minimum amount as budgeted fund balance in their subsequent years' budget. The excess fund balance at June 30, 2024 is \$531,672.30. Additionally, \$763,728.35 of excess fund balance generated during 2022-2023 has been restricted and designated for utilization in the 2024-2025 budget.

For Unemployment Compensation - Pursuant to N.J.S.A. 43:21-7.3(g), the School District has elected to fund its New Jersey Unemployment Compensation Insurance under the "Benefit Reimbursement Method" (see note 11). As a result, there exists at June 30, 2024 a restricted fund balance from employer contributions in the amount of \$135,430.08 for future unemployment claims.

Special Revenue Fund

For Scholarships - The School District reports fund balance resulting from the receipt of an endowment to be used for scholarships for future teachers. These funds are required to be used as restricted by the donor. The balance of these funds as of June 30, 2024 is \$719,735.83.

Note 19: FUND BALANCES (CONT'D)**RESTRICTED (CONT'D)****Special Revenue Fund (Cont'd)**

For Student Activities - In accordance with N.J.A.C. 6A:23A-16.12(c), each school district shall ensure through adoption of a formal board policy that all financial and bookkeeping controls are adequate to ensure appropriate fiscal accountability and sound business practices for funds collected for student activities. As such, borrowing from student activity funds is prohibited. The balance of these funds as of June 30, 2024 is \$321,270.65.

Capital Projects Fund - As of June 30, 2024, the restricted fund balance amount was \$230,552.50, which represents a portion of the local share of the Green-Fields Elementary School HVAC project, net of year to date expenditures.

COMMITTED

As stated in note 1, the committed fund balance classification includes amounts that can only be used for specific purposes pursuant to constraints imposed by formal action of the School District's highest level of decision-making authority, which is the Board of Education. Specific commitments of the School District's fund balance are summarized as follows:

General Fund - As of June 30, 2024, the School District has committed \$53,990.40 of general fund balance for the acquisition of equipment. This fund balance represents the proceeds received from the financed purchase agreement that the School District has entered into during the fiscal year ended June 30, 2023, net of expenditures in fiscal years 2023 and 2024 (see note 7).

ASSIGNED

As stated in note 1, the assigned fund balance classification includes amounts that are constrained by the School District's *intent* to be used for specific purposes, but are neither restricted nor committed. Specific assignments of the School District's fund balance are summarized as follows:

General Fund

For Subsequent Year's Expenditures - The School District has appropriated and included as an anticipated revenue for the fiscal year ending June 30, 2025 \$208,729.00 of general fund balance at June 30, 2024.

Other Purposes - As of June 30, 2024, the School District had \$707,210.52 of encumbrances outstanding for purchase orders and contracts signed by the School District, but not completed, as of the close of the fiscal year.

UNASSIGNED

As stated in note 1, the unassigned fund balance classification represents fund balance that has not been restricted, committed, or assigned to specific purposes. The School District's unassigned fund balance is summarized as follows:

General Fund - As of June 30, 2024, unassigned fund balance of the general fund was a deficit of \$101,182.93 (note 18).

Note 20: TAX ABATEMENTS

As defined by the Governmental Accounting Standards Board (GASB), a tax abatement is an agreement between a government and an individual or entity in which the government promises to forgo tax revenues and the individual or entity promises to subsequently take a specific action that contributes to economic development or otherwise benefits the government or its citizens. School districts are not authorized by New Jersey statute to enter into tax abatement agreements. However, the county or municipality in which the school district is situated may have entered into tax abatement agreements, and that potential must be disclosed in these financial statements. If the county or municipality entered into tax abatement agreements, those agreements will not directly affect the school district's local tax revenue because N.J.S.A. 54:4-75 and N.J.S.A. 54:4-76 require that amounts so forgiven must effectively be recouped from other taxpayers and remitted to the school district.

The Township of West Deptford has entered into various property tax abatement agreements with properties having aggregate assessed valuations of \$40,423,200.00. Based on the School District's 2024 certified tax rate of \$1.679, and the applicable abatement percentage, abated taxes totaled \$678,705.53.

REQUIRED SUPPLEMENTARY INFORMATION
PART II

BUDGETARY COMPARISON SCHEDULES

TOWNSHIP OF WEST DEPTFORD SCHOOL DISTRICT

Required Supplementary Information - Part II

Budgetary Comparison Schedule

General Fund

For the Fiscal Year Ended June 30, 2024

	Original Budget	Budget Modifications	Final Budget	Actual	Variance Positive (Negative) Final to Actual
REVENUES:					
Local Sources:					
Local Tax Levy	\$ 36,630,046.00	\$ -	\$ 36,630,046.00	\$ 36,630,046.00	\$ -
Interest Earned on Capital Reserve Funds	100.00		100.00	6,542.69	6,442.69
Unrestricted Miscellaneous Revenues	329,558.00		329,558.00	417,830.26	88,272.26
Tuition from Other LEAs Within the State	125,001.00		125,001.00	34,119.80	(90,881.20)
Other Restricted Miscellaneous Revenue				3.64	3.64
Total - Local Sources	37,084,705.00	-	37,084,705.00	37,088,542.39	3,837.39
State Sources:					
Equalization Aid	11,043,408.00		11,043,408.00	11,043,408.00	
Special Education Aid	2,537,445.00		2,537,445.00	2,537,445.00	
Security Aid	293,580.00		293,580.00	293,580.00	
Transportation Aid	1,034,656.00		1,034,656.00	1,034,656.00	
Extraordinary Aid	771,287.00		771,287.00	879,282.00	107,995.00
Non-public Transportation Aid				48,904.00	48,904.00
Reimbursed TPAF Social Security Contributions (non-budgeted)				1,790,578.18	1,790,578.18
On-behalf TPAF Medical Contributions (non-budgeted)				2,326,147.00	2,326,147.00
On-behalf TPAF Pension Contributions (non-budgeted)				8,450,502.00	8,450,502.00
On-behalf TPAF Non-Contributory Insurance (non-budgeted)				96,373.00	96,373.00
On-behalf TPAF Long-Term Disability Insurance (non-budgeted)				3,090.00	3,090.00
Total - State Sources	15,680,376.00	-	15,680,376.00	28,503,965.18	12,823,589.18
Federal Sources:					
SEMI Medicaid Reimbursement	91,584.00		91,584.00	68,242.82	(23,341.18)
Total - Federal Sources	91,584.00	-	91,584.00	68,242.82	(23,341.18)
Total Revenues	52,856,665.00	-	52,856,665.00	65,660,750.39	12,804,085.39

(Continued)

TOWNSHIP OF WEST DEPTFORD SCHOOL DISTRICT

Required Supplementary Information - Part II

Budgetary Comparison Schedule

General Fund

For the Fiscal Year Ended June 30, 2024

	Original Budget	Budget Modifications	Final Budget	Actual	Variance Positive (Negative) Final to Actual
EXPENDITURES:					
GENERAL CURRENT EXPENSE:					
Regular Programs - Instruction:					
Salaries of Teachers:					
Kindergarten	\$ 673,587.00	\$ (98,782.15)	\$ 574,804.85	\$ 574,804.85	\$ -
Grades 1 - 5	4,605,886.00	188,259.27	4,794,145.27	4,794,145.27	
Grades 6 - 8	4,619,803.00	(78,299.66)	4,541,503.34	4,541,503.34	
Grades 9-12	4,979,804.00	(67,330.62)	4,912,473.38	4,912,473.38	
Regular Programs - Home Instruction:					
Salaries of Teachers	26,000.00	2,875.50	28,875.50	28,875.50	
Purchased Professional/Educational Services	25,200.00	1,718.50	26,918.50	26,918.50	
Regular Programs - Undistributed Instruction:					
Other Salaries for Instruction	184,576.00	(9,680.38)	174,895.62	174,895.62	
Purchased Professional/Educational Services	6,000.00	(1,560.50)	4,439.50	4,439.50	
Purchased Technical Services	538,026.00	(71,669.30)	466,356.70	425,813.49	40,543.21
Other Purchased Services	635,855.00	(47,311.35)	588,543.65	565,035.45	23,508.20
General Supplies	656,387.00	74,461.05	730,848.05	639,100.89	91,747.16
Textbooks	10,200.00		10,200.00	7,175.03	3,024.97
Other Objects	2,020.00		2,020.00	1,413.13	606.87
Total Regular Programs	16,963,344.00	(107,319.64)	16,856,024.36	16,696,593.95	159,430.41
Special Education:					
Learning and/or Language Disabilities:					
Salaries of Teachers	1,384,170.00	38,298.72	1,422,468.72	1,422,468.72	
Other Salaries for Instruction	317,387.00	(14,120.50)	303,266.50	303,266.50	
General Supplies	7,600.00		7,600.00	6,957.65	642.35
Total - Learning and/or Language Disabilities	1,709,157.00	24,178.22	1,733,335.22	1,732,692.87	642.35
Multiple Disabilities:					
Salaries of Teachers	257,847.00	213,640.50	471,487.50	471,487.50	
Other Salaries for Instruction	237,064.00	(46,646.87)	190,417.13	188,053.93	2,363.20
General Supplies	1,400.00	(50.00)	1,350.00	1,327.12	22.88
Total - Multiple Disabilities	496,311.00	166,943.63	663,254.63	660,868.55	2,386.08

(Continued)

TOWNSHIP OF WEST DEPTFORD SCHOOL DISTRICT

Required Supplementary Information - Part II

Budgetary Comparison Schedule

General Fund

For the Fiscal Year Ended June 30, 2024

	Original Budget	Budget Modifications	Final Budget	Actual	Variance Positive (Negative) Final to Actual
EXPENDITURES (CONT'D):					
GENERAL CURRENT EXPENSE (CONT'D):					
Special Education (Cont'd):					
Resource Room/Center:					
Salaries of Teachers	\$ 2,996,664.00	\$ (81,897.00)	\$ 2,914,767.00	\$ 2,909,980.36	\$ 4,786.64
Other Salaries for Instruction	164,671.00	(75,516.17)	89,154.83	87,507.16	1,647.67
General Supplies	14,050.00		14,050.00	8,598.43	5,451.57
Total - Resource Room/Center	3,175,385.00	(157,413.17)	3,017,971.83	3,006,085.95	11,885.88
Autism:					
Salaries of Teachers	75,000.00	(74,068.46)	931.54		931.54
Other Salaries for Instruction	22,000.00	(22,000.00)			
General Supplies	14,000.00	(13,780.01)	219.99	219.99	
Total - Autism	111,000.00	(109,848.47)	1,151.53	219.99	931.54
Preschool Disabilities - Part-Time:					
Salaries of Teachers	203,747.00	6,681.00	210,428.00	210,428.00	
Other Salaries for Instruction	114,546.00	19,763.84	134,309.84	134,309.84	
Supplies and Materials	2,100.00	(226.89)	1,873.11	1,873.11	
Total - Preschool Disabilities - Part-Time	320,393.00	26,217.95	346,610.95	346,610.95	-
Home Instruction:					
Salaries of Teachers	56,000.00	(15,074.99)	40,925.01	40,925.01	
Purchased Professional/Educational Services	85,967.00	6,000.00	91,967.00	90,537.00	1,430.00
Total - Home Instruction	141,967.00	(9,074.99)	132,892.01	131,462.01	1,430.00
Total - Special Education	5,954,213.00	(58,996.83)	5,895,216.17	5,877,940.32	17,275.85
School Sponsored Cocurricular Activities - Instruction:					
Salaries	174,830.00	3,003.44	177,833.44	168,896.38	8,937.06
Purchased Services	66,881.90	(427.74)	66,454.16	63,935.87	2,518.29
Supplies and Materials	33,350.00		33,350.00	28,943.92	4,406.08
Other Objects	12,936.00	1,346.06	14,282.06	9,551.06	4,731.00
Total - School Sponsored Cocurricular Activities - Instruction	287,997.90	3,921.76	291,919.66	271,327.23	20,592.43

(Continued)

TOWNSHIP OF WEST DEPTFORD SCHOOL DISTRICT

Required Supplementary Information - Part II

Budgetary Comparison Schedule

General Fund

For the Fiscal Year Ended June 30, 2024

	Original Budget	Budget Modifications	Final Budget	Actual	Variance Positive (Negative) Final to Actual
EXPENDITURES (CONT'D):					
GENERAL CURRENT EXPENSE (CONT'D):					
School Sponsored Athletics - Instruction:					
Salaries	\$ 507,190.00	\$ (18,381.80)	\$ 488,808.20	\$ 481,423.53	\$ 7,384.67
Purchased Services	125,285.00	10,332.71	135,617.71	129,076.48	6,541.23
Supplies and Materials	141,024.00	16,247.92	157,271.92	157,231.92	40.00
Other Objects	50,650.00	(4,093.55)	46,556.45	45,906.45	650.00
Total - School Sponsored Athletics - Instruction	824,149.00	4,105.28	828,254.28	813,638.38	14,615.90
Community Services Programs and Operations:					
Salaries	39,431.00	2,413.96	41,844.96	41,844.96	
Purchased Services	292,000.00	(14,958.69)	277,041.31	239,579.99	37,461.32
Supplies and Materials	15,000.00	5,395.82	20,395.82	20,395.82	
Total - Community Services Programs and Operations	346,431.00	(7,148.91)	339,282.09	301,820.77	37,461.32
Total - Instruction	24,376,134.90	(165,438.34)	24,210,696.56	23,961,320.65	249,375.91
Undistributed Expenditures - Instruction:					
Tuition to Other LEAs within State-Regular	75,000.00	592.76	75,592.76	75,457.35	135.41
Tuition to Other LEAs within State-Special		12,697.36	12,697.36	12,697.36	
Tuition to County Vocational School District-Regular	277,553.00	13,759.00	291,312.00	291,312.00	
Tuition to CSSD & Reg. Day Schools	375,485.00	160,996.04	536,481.04	536,480.17	0.87
Tuition to Private School for the Disabled within State	2,622,731.00	(571,166.29)	2,051,564.71	2,049,546.67	2,018.04
Tuition - Other		132,668.04	132,668.04	132,668.00	0.04
Total Undistributed Expenditures - Instruction	3,350,769.00	(250,453.09)	3,100,315.91	3,098,161.55	2,154.36
Undistributed Expenditures - Attendance and Social Work:					
Salaries	129,937.00	(12,946.48)	116,990.52	116,990.48	0.04
Supplies and Materials	900.00	(284.14)	615.86	615.10	0.76
Total Attendance and Social Work	130,837.00	(13,230.62)	117,606.38	117,605.58	0.80
Undistributed Expenditures - Health Services:					
Salaries	511,465.00	(10,332.93)	501,132.07	501,132.07	
Purchased Professional and Technical Services	40,350.00	12,102.76	52,452.76	52,452.76	
Supplies and Materials	16,450.00	(2,830.98)	13,619.02	13,619.02	
Other Objects	30.00	(30.00)			
Total Health Services	568,295.00	(1,091.15)	567,203.85	567,203.85	-

(Continued)

TOWNSHIP OF WEST DEPTFORD SCHOOL DISTRICT

Required Supplementary Information - Part II

Budgetary Comparison Schedule

General Fund

For the Fiscal Year Ended June 30, 2024

	Original Budget	Budget Modifications	Final Budget	Actual	Variance Positive (Negative) Final to Actual
EXPENDITURES (CONT'D):					
GENERAL CURRENT EXPENSE (CONT'D):					
Undistributed Expenditures (Cont'd):					
Other Support Services-Students-Related Services:					
Salaries	\$ 660,298.00	\$ (790.50)	\$ 659,507.50	\$ 659,507.50	\$ -
Purchased Professional - Educational Services	80,200.00	(36,011.04)	44,188.96	38,671.00	5,517.96
Supplies and Materials	5,745.00	(684.36)	5,060.64	4,284.24	776.40
Other Objects	1,500.00	(925.64)	574.36	574.36	
Total - Other Support Services-Students-Related Services	747,743.00	(38,411.54)	709,331.46	703,037.10	6,294.36
Other Support Services - Students - Extraordinary Services:					
Salaries	658,451.00	(287,954.56)	370,496.44	370,133.60	362.84
Purchased Professional - Educational Services	1,787,468.00	(379,610.45)	1,407,857.55	1,367,930.15	39,927.40
Supplies and Materials	200.00		200.00	195.13	4.87
Total - Other Support Services - Student - Extraordinary Services	2,446,119.00	(667,565.01)	1,778,553.99	1,738,258.88	40,295.11
Other Support Services - Students - Regular:					
Salaries of Other Professional Staff	969,809.00	(89,165.44)	880,643.56	880,628.46	15.10
Salaries of Secretarial and Clerical Assistants	50,804.00	500.00	51,304.00	51,303.92	0.08
Purchased Professional - Educational Services	4,050.00	(496.39)	3,553.61	3,053.90	499.71
Other Purchased Prof. and Tech. Services	3,300.00		3,300.00	1,601.98	1,698.02
Other Purchased Services	5,700.00	746.39	6,446.39	6,399.97	46.42
Supplies and Materials	36,850.00	(952.36)	35,897.64	29,999.15	5,898.49
Other Objects	9,325.00	(5,000.00)	4,325.00	560.00	3,765.00
Total Other Support Services - Students - Regular	1,079,838.00	(94,367.80)	985,470.20	973,547.38	11,922.82
Other Support Services - Students - Special Services:					
Salaries of Other Professional Staff	774,184.00	37,835.65	812,019.65	812,019.65	
Salaries of Secretarial and Clerical Assistants	99,356.00	1,470.86	100,826.86	100,826.86	
Purchased Professional - Educational Services	14,000.00	30,517.49	44,517.49	38,619.49	5,898.00
Other Purchased Professional and Technical Services	35,890.00	(588.74)	35,301.26	34,925.05	376.21
Miscellaneous Purchased Services	9,000.00	2,436.75	11,436.75	8,959.13	2,477.62
Residential Costs					
Supplies and Materials	35,330.00	(405.00)	34,925.00	29,690.79	5,234.21
Other Objects	5,000.00	(410.00)	4,590.00	4,582.37	7.63
Total Other Support Services - Students - Special Services	972,760.00	70,857.01	1,043,617.01	1,029,623.34	13,993.67

(Continued)

TOWNSHIP OF WEST DEPTFORD SCHOOL DISTRICT

Required Supplementary Information - Part II

Budgetary Comparison Schedule

General Fund

For the Fiscal Year Ended June 30, 2024

	Original Budget	Budget Modifications	Final Budget	Actual	Variance Positive (Negative) Final to Actual
EXPENDITURES (CONT'D):					
GENERAL CURRENT EXPENSE (CONT'D):					
Undistributed Expenditures (Cont'd):					
Improvement of Instruction Services/Other Support					
Services - Instructional Staff:					
Salaries of Supervisor of Instruction	\$ 359,155.00	\$ 13,244.89	\$ 372,399.89	\$ 372,399.89	\$ -
Salaries of Other Professional Staff	55,000.00	(7,819.97)	47,180.03	37,080.00	10,100.03
Salaries of Secretarial and Clerical Assistants	172,945.00	(5,424.92)	167,520.08	163,153.43	4,366.65
Other Purchased Services	15,000.00	(1,000.00)	14,000.00	5,142.82	8,857.18
Supplies and Materials	2,000.00		2,000.00	1,941.45	58.55
Other Objects	3,500.00	1,000.00	4,500.00	4,200.71	299.29
Total Improvement of Instruction Services/Other	607,600.00	-	607,600.00	583,918.30	23,681.70
Support Services - Instructional Staff					
Educational Media Services/School Library:					
Salaries	68,839.00		68,839.00	66,263.44	2,575.56
Purchased Professional and Technical Services	17,900.00	300.00	18,200.00	18,024.29	175.71
Supplies and Materials	9,400.00		9,400.00	6,533.25	2,866.75
Total Educational Media Services/School Library	96,139.00	300.00	96,439.00	90,820.98	5,618.02
Instructional Staff Training Services:					
Salaries of Other Professional Staff	40,000.00		40,000.00	15,771.40	24,228.60
Purchased Professional- Educational Services	50,000.00		50,000.00	29,791.00	20,209.00
Other Purchased Services	22,379.00	(4,944.20)	17,434.80	11,479.47	5,955.33
Supplies and Materials	9,996.00	1,500.00	11,496.00	9,449.73	2,046.27
Other Objects	400.00		400.00		400.00
Total Instructional Staff Training Services	122,775.00	(3,444.20)	119,330.80	66,491.60	52,839.20
Support Services General Administration:					
Salaries	244,132.00	17,372.47	261,504.47	261,504.47	
Legal Services	65,000.00	27,730.07	92,730.07	92,730.07	
Audit Fees	58,000.00	13,902.00	71,902.00	71,902.00	
Architectural/Engineering Services	60,000.00	(183.85)	59,816.15	59,816.15	
Other Purchased Professional Services	43,400.00	10,915.88	54,315.88	54,315.88	
Purchased Technical Services	40,000.00	(26,723.75)	13,276.25	13,276.25	
Communications/Telephone	130,695.00	14,971.95	145,666.95	145,149.17	517.78
BOE Other Purchased Services	7,916.00	(2,021.53)	5,894.47	5,894.47	
Other Purchased Services	178,389.00	(13,005.90)	165,383.10	165,383.10	

(Continued)

TOWNSHIP OF WEST DEPTFORD SCHOOL DISTRICT

Required Supplementary Information - Part II

Budgetary Comparison Schedule

General Fund

For the Fiscal Year Ended June 30, 2024

	Original Budget	Budget Modifications	Final Budget	Actual	Variance Positive (Negative) Final to Actual
EXPENDITURES (CONT'D):					
GENERAL CURRENT EXPENSE (CONT'D):					
Undistributed Expenditures (Cont'd):					
Support Services General Administration (Cont'd):					
General Supplies	\$ 16,223.68	\$ 4,628.47	\$ 20,852.15	\$ 20,852.15	\$ -
Miscellaneous Expenditures	8,100.00	(1,909.28)	6,190.72	6,190.72	
BOE Membership Dues and Fees	23,000.00	(949.19)	22,050.81	22,050.81	
Total Support Services General Administration	874,855.68	44,727.34	919,583.02	919,065.24	517.78
Support Services School Administration:					
Salaries of Principals/Assistant Principals	1,026,336.00	(39,429.12)	986,906.88	980,709.36	6,197.52
Salaries of Other Professional Staff	427,625.00	(28,518.78)	399,106.22	396,441.82	2,664.40
Salaries of Secretarial and Clerical Assistants	415,061.00	(8,291.67)	406,769.33	403,982.94	2,786.39
Purchased Professional and Technical Services	2,500.00		2,500.00	990.00	1,510.00
Other Purchased Services	64,500.00	(421.83)	64,078.17	59,291.83	4,786.34
Supplies and Materials	40,424.00	(376.78)	40,047.22	29,947.75	10,099.47
Other Objects	34,295.00		34,295.00	21,454.95	12,840.05
Total Support Services School Administration	2,010,741.00	(77,038.18)	1,933,702.82	1,892,818.65	40,884.17
Central Services:					
Salaries	455,089.00	(31,257.91)	423,831.09	422,322.77	1,508.32
Purchased Professional Services	13,700.00	(11,739.99)	1,960.01	1,960.01	
Purchased Technical Services	44,100.00	2,549.95	46,649.95	46,649.95	
Miscellaneous Purchased Services	10,000.00	15,017.97	25,017.97	21,333.28	3,684.69
Supplies and Materials	5,500.00	(386.21)	5,113.79	5,113.79	
Interest on Lease Purchase Agreements	65,000.00	46,648.48	111,648.48	111,648.48	
Miscellaneous Expenditures	1,750.00	7,786.78	9,536.78	9,536.78	
Total Central Services	595,139.00	28,619.07	623,758.07	618,565.06	5,193.01
Administration of Information Technology:					
Salaries	522,472.00	(5,816.64)	516,655.36	516,002.36	653.00
Purchased Technical Services	7,000.00		7,000.00	7,000.00	
Other Purchased Services	71,000.00	(6,115.40)	64,884.60	44,487.57	20,397.03
Supplies and Materials	5,000.00	(5,000.00)			
Total Administration of Information Technology	605,472.00	(16,932.04)	588,539.96	567,489.93	21,050.03

(Continued)

TOWNSHIP OF WEST DEPTFORD SCHOOL DISTRICT

Required Supplementary Information - Part II

Budgetary Comparison Schedule

General Fund

For the Fiscal Year Ended June 30, 2024

	Original Budget	Budget Modifications	Final Budget	Actual	Variance Positive (Negative) Final to Actual
EXPENDITURES (CONT'D):					
GENERAL CURRENT EXPENSE (CONT'D):					
Undistributed Expenditures (Cont'd):					
Required Maintenance for School Facilities:					
Salaries	\$ 396,102.00	\$ 13,151.83	\$ 409,253.83	\$ 409,253.83	\$ -
Cleaning, Repair & Maintenance Services	498,515.00	(4,159.42)	494,355.58	483,044.36	11,311.22
Lead Testing of Drinking Water	7,500.00	(7,500.00)			
General Supplies	111,500.00	(3,164.21)	108,335.79	106,899.95	1,435.84
Total - Required Maintenance for School Facilities	1,013,617.00	(1,671.80)	1,011,945.20	999,198.14	12,747.06
Custodial Services:					
Salaries	1,285,016.00	13,670.69	1,298,686.69	1,297,666.97	1,019.72
Purchased Professional and Technical Services	17,500.00	9,145.77	26,645.77	26,298.55	347.22
Cleaning, Repair & Maintenance Services	64,651.00	102,200.41	166,851.41	158,575.73	8,275.68
Rental of Land & Bldg. Oth. Than Lease Pur Agrmt	120,000.00	(118,221.56)	1,778.44		1,778.44
Lease Purchase Pymts - Energy Savings Impr Prog	330,482.00	(0.30)	330,481.70	330,481.70	
Other Purchased Property Services	510,500.00	(9,571.65)	500,928.35	496,440.64	4,487.71
Insurance	184,590.00	21,730.00	206,320.00	206,320.00	
General Supplies	231,200.00	13.15	231,213.15	201,851.64	29,361.51
Energy (Natural Gas)	170,000.00	48,642.30	218,642.30	198,979.07	19,663.23
Energy (Electricity)	650,000.00	(151,287.59)	498,712.41	498,712.41	
Other Objects	3,750.00	(252.28)	3,497.72	2,377.50	1,120.22
Total - Custodial Services	3,567,689.00	(83,931.06)	3,483,757.94	3,417,704.21	66,053.73
Care and Upkeep of Grounds:					
Salaries	241,204.00	709.42	241,913.42	241,913.42	
Cleaning, Repair, and Maintenance Services	45,000.00	(5,000.00)	40,000.00	34,417.28	5,582.72
General Supplies	47,000.00	(13,313.00)	33,687.00	33,687.00	
Other Objects	11,500.00	14,000.00	25,500.00	25,500.00	
Total - Care and Upkeep of Grounds	344,704.00	(3,603.58)	341,100.42	335,517.70	5,582.72
Security:					
Salaries	276,002.00	17,593.83	293,595.83	293,595.83	
Total - Security	276,002.00	17,593.83	293,595.83	293,595.83	-
Total - Operation and Maintenance of Plant Services	5,202,012.00	(71,612.61)	5,130,399.39	5,046,015.88	84,383.51

(Continued)

TOWNSHIP OF WEST DEPTFORD SCHOOL DISTRICT

Required Supplementary Information - Part II

Budgetary Comparison Schedule

General Fund

For the Fiscal Year Ended June 30, 2024

	Original Budget	Budget Modifications	Final Budget	Actual	Variance Positive (Negative) Final to Actual
EXPENDITURES (CONT'D):					
GENERAL CURRENT EXPENSE (CONT'D):					
Undistributed Expenditures (Cont'd):					
Student Transportation Services:					
Salaries of Non-Instructional Aides	\$ 227,803.00	\$ 37,759.42	\$ 265,562.42	\$ 265,562.42	\$ -
Salaries for Pupil Transportation (Between Home & School) - Regular	923,733.00	181,172.29	1,104,905.29	1,103,265.29	1,640.00
Salaries for Pupil Transportation (Between Home & School) - Special	496,482.00	12,235.94	508,717.94	497,062.94	11,655.00
Salaries for Pupil Transportation (Other than Between Home & School)	295,000.00	(160,320.68)	134,679.32	134,679.32	
Other Purchased Professional and Technical Services	6,000.00	(6,000.00)			
Cleaning, Repair, and Maintenance Services	20,000.00	9,120.13	29,120.13	29,120.13	
Lease Purchase Payments - School Buses	443,746.00	(2,097.04)	441,648.96	441,648.96	
Contracted Services - Aid in Lieu of Payments - Non-public Schools	110,000.00	3,328.00	113,328.00	113,328.00	
Contracted Services (Other Than Home & School) - Vendors		17,565.61	17,565.61	17,565.61	
Contracted Services (Special Education Students) - Vendors	581,000.00	804,792.04	1,385,792.04	1,385,792.04	
Contracted Services (Special Education Students) - Joint Agreements	175,000.00	(38,724.12)	136,275.88	136,275.88	
Miscellaneous Purchased Services - Transportation	35,000.00	7,260.90	42,260.90	33,011.90	9,249.00
Transportation Supplies	275,000.00	160,646.50	435,646.50	434,841.50	805.00
Other Objects	2,000.00	(190.00)	1,810.00	1,810.00	
Total Student Transportation Services	3,590,764.00	1,026,548.99	4,617,312.99	4,593,963.99	23,349.00
Unallocated Benefits - Employee Benefits:					
Social Security Contributions	659,980.00	134,260.88	794,240.88	794,151.00	89.88
Other Retirement Contributions - PERS	695,769.00	25,473.00	721,242.00	721,242.00	
Other Retirement Contributions - Regular	78,000.00	71,246.15	149,246.15	144,743.25	4,502.90
Unemployment Compensation	500.00	(408.34)	91.66		91.66
Workmen's Compensation	379,025.00	78,471.49	457,496.49	457,496.49	
Health Benefits	6,667,497.00	(24,580.97)	6,642,916.03	6,642,916.03	
Tuition Reimbursement	59,000.00	(20,535.80)	38,464.20	38,464.20	
Unused Sick Payment to Terminated/Retired Staff	80,000.00	(34,581.24)	45,418.76	45,418.76	
Total Unallocated Benefits - Employee Benefits	8,619,771.00	229,345.17	8,849,116.17	8,844,431.73	4,684.44
Reimbursed TPAF Social Security Contributions (non-budgeted)				1,790,578.18	(1,790,578.18)
On-behalf TPAF Pension Contributions (non-budgeted):					
On-behalf TPAF Medical Contributions (non-budgeted)				2,326,147.00	(2,326,147.00)
On-behalf TPAF Pension Contributions (non-budgeted)				8,450,502.00	(8,450,502.00)
On-behalf TPAF Non-Contributory Insurance (non-budgeted)				96,373.00	(96,373.00)
On-behalf TPAF Long-Term Disability Insurance (non-budgeted)				3,090.00	(3,090.00)
Total On-Behalf Contributions	-	-	-	12,666,690.18	(12,666,690.18)

(Continued)

TOWNSHIP OF WEST DEPTFORD SCHOOL DISTRICT

Required Supplementary Information - Part II

Budgetary Comparison Schedule

General Fund

For the Fiscal Year Ended June 30, 2024

	Original Budget	Budget Modifications	Final Budget	Actual	Variance Positive (Negative) Final to Actual
EXPENDITURES (CONT'D):					
GENERAL CURRENT EXPENSE (CONT'D):					
Total Undistributed Expenses	\$ 31,621,629.68	\$ 166,251.34	\$ 31,787,881.02	\$ 44,117,709.22	\$ (12,329,828.20)
Total Expenditures - Current Expense	55,997,764.58	813.00	55,998,577.58	68,079,029.87	(12,080,452.29)
CAPITAL OUTLAY:					
Increase in Capital Reserve	100.00	-	100.00	-	100.00
Equipment:					
Grades 1-5	35,000.00	(4,022.95)	30,977.05	29,680.00	1,297.05
Grades 6-8	28,500.00	14,022.95	42,522.95	41,546.09	976.86
Grades 9-12	33,000.00	(1,066.00)	31,934.00	27,514.00	4,420.00
School- Sponsored and Other Instructional Program	15,000.00		15,000.00	14,783.00	217.00
Undistributed Expenditures - Administration of Information Technology	20,000.00	6,489.22	26,489.22	26,489.22	
Undistributed Expenditures - Care and Upkeep of Grounds	30,000.00	2,800.00	32,800.00	32,800.00	
Undistributed Expenditures - Student Trans.- Non-Inst. Equip.	22,588.00	(5,191.40)	17,396.60		17,396.60
School Buses - Regular	30,000.00	(24,500.00)	5,500.00	5,500.00	
School Buses - Special		203,202.20	203,202.20		203,202.20
Undistributed Expenditures - Non-Inst. Serv.	25,000.00	(5,423.22)	19,576.78	19,277.48	299.30
Total - Equipment	239,088.00	186,310.80	425,398.80	197,589.79	227,809.01
Facilities Acquisition and Construction Services:					
Construction Services	39,535.00	523,689.20	563,224.20	156,919.22	406,304.98
Lease Purchase Agreements - Principal	700,000.00	(700,000.00)			
Assessment for Debt Service on SDA Funding	10,318.00		10,318.00	10,318.00	
Total - Facilities Acquisition and Construction Services	749,853.00	(176,310.80)	573,542.20	167,237.22	406,304.98
Total Capital Outlay	989,041.00	10,000.00	999,041.00	364,827.01	634,213.99
Transfer of Funds to Charter Schools	87,000.00	(10,813.00)	76,187.00	76,187.00	-
Total Expenditures	57,073,805.58	-	57,073,805.58	68,520,043.88	(11,446,238.30)

(Continued)

TOWNSHIP OF WEST DEPTFORD SCHOOL DISTRICT

Required Supplementary Information - Part II

Budgetary Comparison Schedule

General Fund

For the Fiscal Year Ended June 30, 2024

	Original Budget	Budget Modifications	Final Budget	Actual	Variance Positive (Negative) Final to Actual
Calculation of Deficiency of Revenues Under Expenditures:					
Excess (Deficiency) of Revenues Over (Under) Expenditures	\$ (4,217,140.58)	\$ -	\$ (4,217,140.58)	\$ (2,859,293.49)	\$ (1,357,847.09)
Calculation of Deficiency of Revenues Under Expenditures:					
Excess (Deficiency) of Revenues and Other Financing Sources					
Over (Under) Expenditures and Other Financing Uses	(4,217,140.58)	-	(4,217,140.58)	(2,859,293.49)	1,357,847.09
Fund Balances, July 1	7,007,515.77	-	7,007,515.77	7,007,515.77	-
Fund Balances, June 30	<u>\$ 2,790,375.19</u>	<u>\$ -</u>	<u>\$ 2,790,375.19</u>	<u>\$ 4,148,222.28</u>	<u>\$ 1,357,847.09</u>
Recapitulation:					
Restricted Fund Balance:					
Excess Surplus -- Designated for Subsequent Year's Expenditures				\$ 763,728.35	
Excess Surplus -- Current Year				531,672.30	
Capital Reserve				100,414.96	
Capital Reserve -- Designated for Subsequent Year's Expenditures				427,071.00	
Unemployment Compensation				135,430.08	
Assigned Fund Balance:					
Designated for Subsequent Year's Expenditures				208,729.00	
Year End Encumbrances				707,210.52	
Unassigned Fund Balance				<u>1,273,966.07</u>	
				4,148,222.28	
Reconciliation to Governmental Funds Statements (GAAP):					
Committed Fund Balance - Proceeds from Financed Purchases (Net of Expenditures)				53,990.40	
Last State Aid Payment Not Recognized on GAAP Basis				<u>(1,375,149.00)</u>	
Fund Balance per Governmental Funds (GAAP)				<u>\$ 2,827,063.68</u>	

TOWNSHIP OF WEST DEPTFORD SCHOOL DISTRICT
 Required Supplementary Information - Part II
 Budgetary Comparison Schedule
 Special Revenue Fund
 For the Fiscal Year Ended June 30, 2024

	Original <u>Budget</u>	Budget <u>Modifications</u>	Final <u>Budget</u>	<u>Actual</u>	Variance Positive (Negative) <u>Final to Actual</u>
REVENUES:					
Local Sources:					
Scholarship Fund	\$ -	\$ -	\$ -	\$ 102,474.72	\$ 102,474.72
Student Activity Fund				815,030.71	815,030.71
Other Local Grants		7,174.00	7,174.00	6,751.96	(422.04)
Total - Local Sources	-	7,174.00	7,174.00	924,257.39	917,083.39
State Sources:					
Preschool Education Aid	2,702,797.00	82,029.25	2,784,826.25	2,138,303.87	(646,522.38)
S.D.A. Capital Maintenance Project		68,478.00	68,478.00		(68,478.00)
Nonpublic Aid		2,613.00	2,613.00	1,709.46	(903.54)
Total - State Sources	2,702,797.00	153,120.25	2,855,917.25	2,140,013.33	(715,903.92)
Federal Sources:					
Title I, Part A	400,861.00	179,696.00	580,557.00	526,754.00	(53,803.00)
Title I, SIA		12,500.00	12,500.00		(12,500.00)
Title III		6,744.58	6,744.58	6,660.31	(84.27)
Title III, Immigrant		5,235.00	5,235.00		(5,235.00)
I.D.E.A., Part B Basic	715,000.00	142,547.26	857,547.26	857,547.26	
I.D.E.A., Part B, Preschool		40,101.00	40,101.00	40,101.00	
A.R.P. - I.D.E.A., Part B	25,000.00	23,567.61	48,567.61	48,567.61	
A.R.P. - I.D.E.A., Part B, Preschool		3,845.02	3,845.02	3,845.02	
Education Stabilization Fund:					
CRRSA - ESSER II		3,002.86	3,002.86	3,002.86	
CRRSA - Learning Acceleration		5,179.42	5,179.42	5,179.42	
CRRSA - Mental Health		632.38	632.38	632.38	
A.R.P. ESSER	754,140.00	173,176.89	927,316.89	864,684.70	(62,632.19)
A.R.P. ESSER - Accelerated Learning Coach and Educator Support	200,000.00	41,019.00	241,019.00	182,247.24	(58,771.76)
A.R.P. ESSER - Evidence Based Summer Learning and Enrichment	30,000.00	(186.00)	29,814.00		(29,814.00)
A.R.P. ESSER - Evidence Based Comprehensive Beyond the School Day	35,000.00	(1,818.25)	33,181.75	33,181.75	
A.R.P. ESSER - NJTSS Mental Health Support	88,501.00		88,501.00	48,501.00	(40,000.00)
A.R.P. ESSER - Homeless		21,653.00	21,653.00	21,653.00	
Additional or Compensatory Special Education and Related Services		576,082.00	576,082.00	576,082.00	
Total - Federal Sources	2,248,502.00	1,232,977.77	3,481,479.77	3,218,639.55	(262,840.22)
Total Revenues	4,951,299.00	1,393,272.02	6,344,571.02	6,282,910.27	(61,660.75)
EXPENDITURES:					
Instruction:					
Salaries of Teachers	1,004,961.80	155,249.08	1,160,210.88	997,772.01	162,438.87
Other Salaries for Instruction	525,628.55	145,150.24	670,778.79	613,980.86	56,797.93
Purchased Professional - Technical Services	127,307.31	122,261.45	249,568.76	179,319.90	70,248.86
Other Purchased Services	721,926.32	549,368.57	1,271,294.89	1,220,132.23	51,162.66
General Supplies	262,031.16	201,259.35	463,290.51	367,459.92	95,830.59
Total Instruction	2,641,855.14	1,173,288.69	3,815,143.83	3,378,664.92	436,478.91

(Continued)

TOWNSHIP OF WEST DEPTFORD SCHOOL DISTRICT
Required Supplementary Information - Part II
Budgetary Comparison Schedule
Special Revenue Fund
For the Fiscal Year Ended June 30, 2024

	Original <u>Budget</u>	Budget <u>Modifications</u>	Final <u>Budget</u>	<u>Actual</u>	Variance Positive (Negative) <u>Final to Actual</u>
EXPENDITURES (CONT'D):					
Support Services:					
Salaries	\$ 78,501.00	\$ 41,974.00	\$ 120,475.00	\$ 90,661.00	\$ 29,814.00
Salaries of Supervisors of Instruction	48,542.00	2,003.85	50,545.85	50,545.85	
Salaries of Program Directors	215,415.00	(6,357.42)	209,057.58	179,882.99	29,174.59
Salaries of Other Professional Staff	3,801.00	96,199.00	100,000.00		100,000.00
Salaries of Secretarial and Clerical Assistants	118,486.00	50,748.00	169,234.00	118,347.20	50,886.80
Salaries of Community Parent Involvement Specialist	69,983.00	6,616.97	76,599.97	76,599.97	
Salaries of Master Teachers	84,699.00	4,317.50	89,016.50	89,016.50	
Personal Services - Employee Benefits	449,490.89	(57,742.93)	391,747.96	349,338.00	42,409.96
Purchased Professional - Educational Services	110,884.89	60,632.11	171,517.00	111,235.42	60,281.58
Purchased Professional - Technical Services	70,000.00	(22,424.00)	47,576.00	32,381.77	15,194.23
Other Purchased Services	27,801.08	31,535.54	59,336.62	48,279.29	11,057.33
Contracted Services - Trans. (Bet. Home & School)	200,000.00	(194,771.29)	5,228.71		5,228.71
Supplies and Materials	25,000.00	9,674.00	34,674.00	31,680.71	2,993.29
Other Objects	10,000.00		10,000.00	4,018.02	5,981.98
Scholarships Awarded				91,572.42	(91,572.42)
Student Activities				768,862.59	(768,862.59)
Total Support Services	<u>1,512,603.86</u>	<u>22,405.33</u>	<u>1,535,009.19</u>	<u>2,042,421.73</u>	<u>(507,412.54)</u>
Facilities Acquisition and Construction Services:					
Construction Services	754,140.00		754,140.00	754,140.00	
Instructional Equipment	21,350.00	71,350.00	92,700.00	33,563.20	59,136.80
Non-Instructional Equipment	21,350.00	126,228.00	147,578.00	17,050.00	130,528.00
Total Facilities Acquisition and Construction Services	<u>796,840.00</u>	<u>197,578.00</u>	<u>994,418.00</u>	<u>804,753.20</u>	<u>189,664.80</u>
Total Expenditures	<u>4,951,299.00</u>	<u>1,393,272.02</u>	<u>6,344,571.02</u>	<u>6,225,839.85</u>	<u>118,731.17</u>
Excess (Deficiency) of Revenues over (Under) Expenditures	<u>\$ -</u>	<u>\$ -</u>	<u>\$ -</u>	57,070.42	<u>\$ 57,070.42</u>
Fund Balance, July 1				<u>983,936.06</u>	
Fund Balance, June 30				<u>\$ 1,041,006.48</u>	
Recapitulations:					
Restricted:					
Scholarships				\$ 719,735.83	
Student Activities				<u>321,270.65</u>	
				1,041,006.48	
Reconciliation to Governmental Funds Statements (GAAP)					
Fiscal Year 2024 Last State Aid Payments not recognized on GAAP Basis				(220,220.00)	
Unearned Fiscal Year 2024 Restricted State Aid Last State Aid Payment not Recognized on GAAP Basis				<u>220,220.00</u>	
Fund Balance per Governmental Funds (GAAP)				<u>\$ 1,041,006.48</u>	

TOWNSHIP OF WEST DEPTFORD SCHOOL DISTRICT
Required Supplementary Information - Part II
Budgetary Comparison Schedule
Budget-to-GAAP Reconciliation
For the Fiscal Year Ended June 30, 2024

Note A - Explanation of Differences between Budgetary Inflows and Outflows and GAAP Revenues and Expenditures

	General Fund	Special Revenue Fund
Sources / Inflows of Resources:		
Actual amounts (budgetary basis) "revenues" from the budgetary comparison schedules	\$ 65,660,750.39	\$ 6,282,910.27
Differences - Budget to GAAP:		
Grant accounting budgetary basis differs from GAAP in that encumbrances are recognized as expenditures, and the related revenue is recognized.		
Current Year		-
Prior Year		183,976.02
The Restricted State Aids recorded in the Special Revenue Fund are realized utilizing the budgetary basis which dictates that revenue must equal expenditures and differs from GAAP which recognizes the revenue once the eligibility criteria are met as specified in Note 1 and GASB 33.		
Current Year		220,220.00
Prior Year		(208,038.60)
The last State aid payment is recognized as revenue for budgetary purposes, and differs from GAAP which does not recognize this revenue until the subsequent year when the State recognizes the related expense (GASB 33) received July 2023.	1,300,178.40	208,038.60
The last State aid payment is recognized as revenue for budgetary purposes, and differs from GAAP which does not recognize this revenue until the subsequent year when the State recognizes the related expense (GASB 33) received July 2024.	(1,375,149.00)	(220,220.00)
Total revenues as reported on the statement of revenues, expenditures, and changes in fund balances - governmental funds	<u>\$ 65,585,779.79</u>	<u>\$ 6,466,886.29</u>
Uses / Outflows of Resources:		
Actual amounts (budgetary basis) "total expenditures" from the budgetary comparison schedule	\$ 68,520,043.88	\$ 6,225,839.85
Differences - Budget to GAAP:		
Expenditures related to lease and financed purchase agreements are not recognized on the budgetary comparison schedule but are considered expenditures on the governmental fund financial statements.	4,570,068.84	
Encumbrances for supplies and equipment ordered but not received is reported in the year the order is placed for budgetary purposes, but in the year the supplies are received for financial reporting purposes.		
Current Year		-
Prior Year		183,976.02
Total expenditures as reported on the statement of revenues, expenditures, and changes in fund balances - governmental funds (B-2)	<u>\$ 73,090,112.72</u>	<u>\$ 6,409,815.87</u>

REQUIRED SUPPLEMENTARY INFORMATION
PART III

TOWNSHIP OF WEST DEPTFORD SCHOOL DISTRICT
 Required Supplementary Information - Part III
 Schedule of the School District's Proportionate Share of the Net Pension Liability
 Public Employees' Retirement System (PERS)
 Last Ten Plan Years

	Measurement Date Ending June 30,				
	<u>2023</u>	<u>2022</u>	<u>2021</u>	<u>2020</u>	<u>2019</u>
School District's Proportion of the Net Pension Liability	0.0539638077%	0.0556059712%	0.0558539781%	0.0568888202%	0.0582328400%
School District's Proportionate Share of the Net Pension Liability	\$ 7,816,320.00	\$ 8,391,707.00	\$ 6,616,741.00	\$ 9,277,079.00	\$ 10,492,674.00
School District's Covered Payroll (Plan Measurement Period)	\$ 4,161,284.00	\$ 4,142,436.00	\$ 4,190,792.00	\$ 4,261,012.00	\$ 4,265,640.00
School District's Proportionate Share of the Net Pension Liability as a Percentage of its Covered Payroll	187.83%	202.58%	157.89%	217.72%	245.98%
Plan Fiduciary Net Position as a Percentage of the Total Pension Liability	65.23%	62.91%	70.33%	58.32%	56.27%
	Measurement Date Ending June 30,				
	<u>2018</u>	<u>2017</u>	<u>2016</u>	<u>2015</u>	<u>2014</u>
School District's Proportion of the Net Pension Liability	0.0606307424%	0.0607089948%	0.0592305786%	0.0610696263%	0.0604695198%
School District's Proportionate Share of the Net Pension Liability	\$ 11,937,891.00	\$ 14,132,084.00	\$ 17,542,399.00	\$ 13,708,907.00	\$ 11,321,548.00
School District's Covered Payroll (Plan Measurement Period)	\$ 4,448,004.00	\$ 4,373,264.00	\$ 4,316,232.00	\$ 4,400,664.00	\$ 4,429,928.00
School District's Proportionate Share of the Net Pension Liability as a Percentage of its Covered Payroll	268.39%	323.15%	406.43%	311.52%	255.57%
Plan Fiduciary Net Position as a Percentage of the Total Pension Liability	53.60%	48.10%	40.14%	47.93%	52.08%

TOWNSHIP OF WEST DEPTFORD SCHOOL DISTRICT
 Required Supplementary Information - Part III
 Schedule of the School District's Contributions
 Public Employees' Retirement System (PERS)
 Last Ten Fiscal Years

	Fiscal Year Ended June 30,				
	<u>2024</u>	<u>2023</u>	<u>2022</u>	<u>2021</u>	<u>2020</u>
Contractually Required Contribution	\$ 850,654.00	\$ 721,242.00	\$ 701,218.00	\$ 654,115.00	\$ 622,335.00
Contributions in Relation to the Contractually Required Contribution	<u>(850,654.00)</u>	<u>(721,242.00)</u>	<u>(701,218.00)</u>	<u>(654,115.00)</u>	<u>(622,335.00)</u>
Contribution Deficiency (Excess)	<u>-</u>	<u>-</u>	<u>-</u>	<u>-</u>	<u>-</u>
School District's Covered Payroll (Fiscal Year)	\$ 5,687,239.00	\$ 4,668,152.00	\$ 3,977,119.00	\$ 4,009,985.00	\$ 4,024,357.00
Contributions as a Percentage of School District's Covered Payroll	14.96%	15.45%	17.63%	16.31%	15.46%
	Fiscal Year Ended June 30,				
	<u>2019</u>	<u>2018</u>	<u>2017</u>	<u>2016</u>	<u>2015</u>
Contractually Required Contribution	\$ 566,434.00	\$ 603,080.00	\$ 562,204.00	\$ 526,196.00	\$ 525,035.00
Contributions in Relation to the Contractually Required Contribution	<u>(566,434.00)</u>	<u>(603,080.00)</u>	<u>(562,204.00)</u>	<u>(526,196.00)</u>	<u>(525,035.00)</u>
Contribution Deficiency (Excess)	<u>-</u>	<u>-</u>	<u>-</u>	<u>-</u>	<u>-</u>
School District's Covered Payroll (Fiscal Year)	\$ 4,086,885.00	\$ 4,138,823.00	\$ 4,189,873.00	\$ 4,117,555.00	\$ 4,116,446.00
Contributions as a Percentage of School District's Covered Payroll	13.86%	14.57%	13.42%	12.78%	12.75%

TOWNSHIP OF WEST DEPTFORD SCHOOL DISTRICT
Required Supplementary Information - Part III
Schedule of the School District's Proportionate Share of the Net Pension Liability
Teachers' Pension and Annuity Fund (TPAF)
Last Ten Plan Years

	Measurement Date Ending June 30,				
	<u>2023</u>	<u>2022</u>	<u>2021</u>	<u>2020</u>	<u>2019</u>
School District's Proportion of the Net Pension Liability	0.00%	0.00%	0.00%	0.00%	0.00%
State's Proportion of the Net Pension Liability Associated with the School District	<u>100.00%</u>	<u>100.00%</u>	<u>100.00%</u>	<u>100.00%</u>	<u>100.00%</u>
	<u>100.00%</u>	<u>100.00%</u>	<u>100.00%</u>	<u>100.00%</u>	<u>100.00%</u>
School District's Proportionate Share of the Net Pension Liability	\$ -	\$ -	\$ -	\$ -	\$ -
State's Proportionate Share of the School District's Net Pension Liability	<u>100,176,294.00</u>	<u>100,418,803.00</u>	<u>92,617,821.00</u>	<u>124,960,863.00</u>	<u>117,328,325.00</u>
	<u>\$ 100,176,294.00</u>	<u>\$ 100,418,803.00</u>	<u>\$ 92,617,821.00</u>	<u>\$ 124,960,863.00</u>	<u>\$ 117,328,325.00</u>
School District's Covered Payroll (Plan Measurement Period)	\$ 26,943,024.00	\$ 26,125,316.00	\$ 25,796,884.00	\$ 24,780,184.00	\$ 23,941,648.00
School District's Proportionate Share of the Net Pension Liability as a Percentage of its Covered Payroll	0.00%	0.00%	0.00%	0.00%	0.00%
State's Proportionate Share of the Net Pension Liability as a Percentage of its Covered Payroll	371.81%	384.37%	359.03%	504.28%	490.06%
Plan Fiduciary Net Position as a Percentage of the Total Pension Liability	34.68%	32.29%	35.52%	24.60%	26.95%
	Measurement Date Ending June 30,				
	<u>2018</u>	<u>2017</u>	<u>2016</u>	<u>2015</u>	<u>2014</u>
School District's Proportion of the Net Pension Liability	0.00%	0.00%	0.00%	0.00%	0.00%
State's Proportion of the Net Pension Liability Associated with the School District	<u>100.00%</u>	<u>100.00%</u>	<u>100.00%</u>	<u>100.00%</u>	<u>100.00%</u>
	<u>100.00%</u>	<u>100.00%</u>	<u>100.00%</u>	<u>100.00%</u>	<u>100.00%</u>
School District's Proportionate Share of the Net Pension Liability	\$ -	\$ -	\$ -	\$ -	\$ -
State's Proportionate Share of the School District's Net Pension Liability	<u>117,609,510.00</u>	<u>125,152,769.00</u>	<u>142,512,164.00</u>	<u>113,219,406.00</u>	<u>95,430,026.00</u>
	<u>\$ 117,609,510.00</u>	<u>\$ 125,152,769.00</u>	<u>\$ 142,512,164.00</u>	<u>\$ 113,219,406.00</u>	<u>\$ 95,430,026.00</u>
School District's Covered Payroll (Plan Measurement Period)	\$ 23,384,944.00	\$ 22,693,620.00	\$ 22,475,632.00	\$ 21,633,840.00	\$ 20,814,952.00
School District's Proportionate Share of the Net Pension Liability as a Percentage of its Covered Payroll	0.00%	0.00%	0.00%	0.00%	0.00%
State's Proportionate Share of the Net Pension Liability as a Percentage of its Covered Payroll	502.93%	551.49%	634.07%	523.34%	458.47%
Plan Fiduciary Net Position as a Percentage of the Total Pension Liability	26.49%	25.41%	22.33%	28.71%	33.64%

TOWNSHIP OF WEST DEPTFORD SCHOOL DISTRICT
Required Supplementary Information - Part III
Schedule of the School District's Contributions
Teachers' Pension and Annuity Fund (TPAF)
Last Ten Fiscal Years

This schedule is not applicable.

The School District is not required to make any contributions towards TPAF.

There is a special funding situation where the State of New Jersey pays 100% of the required contributions.

TOWNSHIP OF WEST DEPTFORD SCHOOL DISTRICT
 Required Supplementary Information - Part III
 Notes to Required Supplementary Information - Part III
 For the Fiscal Year Ended June 30, 2024

Teachers' Pension and Annuity Fund (TPAF)

Changes in Benefit Terms:

The Division of Pensions and Benefits adopted a new policy regarding the crediting of interest on member contributions for the purpose of refund of accumulated deductions. Previously, after termination of employment, but prior to retirement or death, interest was credited on member accumulated deductions at the valuation interest rate for the entire period. Effective July 1, 2018, interest is only credited at the valuation interest rate for the first two years of inactivity prior to retirement or death.

Changes in Assumptions:

The discount rate and long-term expected rate of return used as of June 30 measurement date are as follows:

<u>Discount Rate</u>				<u>Long-term Expected Rate of Return</u>			
<u>Year</u>	<u>Rate</u>	<u>Year</u>	<u>Rate</u>	<u>Year</u>	<u>Rate</u>	<u>Year</u>	<u>Rate</u>
2023	7.00%	2018	4.86%	2023	7.00%	2018	7.00%
2022	7.00%	2017	4.25%	2022	7.00%	2017	7.00%
2021	7.00%	2016	3.22%	2021	7.00%	2016	7.65%
2020	5.40%	2015	4.13%	2020	7.00%	2015	7.90%
2019	5.60%	2014	4.68%	2019	7.00%	2014	7.90%

Public Employees' Retirement System (PERS)

Changes in Benefit Terms:

The Division of Pensions and Benefits adopted a new policy regarding the crediting of interest on member contributions for the purpose of refund of accumulated deductions. Previously, after termination of employment, but prior to retirement or death, interest was credited on member accumulated deductions at the valuation interest rate for the entire period. Effective July 1, 2018, interest is only credited at the valuation interest rate for the first two years of inactivity prior to retirement or death.

Changes in Assumptions:

The discount rate and long-term expected rate of return used as of June 30 measurement date are as follows:

<u>Discount Rate</u>				<u>Long-term Expected Rate of Return</u>			
<u>Year</u>	<u>Rate</u>	<u>Year</u>	<u>Rate</u>	<u>Year</u>	<u>Rate</u>	<u>Year</u>	<u>Rate</u>
2023	7.00%	2018	5.66%	2023	7.00%	2018	7.00%
2022	7.00%	2017	5.00%	2022	7.00%	2017	7.00%
2021	7.00%	2016	3.98%	2021	7.00%	2016	7.65%
2020	7.00%	2015	4.90%	2020	7.00%	2015	7.90%
2019	6.28%	2014	5.39%	2019	7.00%	2014	7.90%

REQUIRED SUPPLEMENTARY INFORMATION
PART IV

TOWNSHIP OF WEST DEPTFORD SCHOOL DISTRICT
 Required Supplementary Information - Part IV
 Schedule of Changes in the School District's Total OPEB Liability and Related Ratios
 Last Seven Plan Years

Total Non-Employer OPEB Liability - State's Proportionate Share of the Total OPEB Liability Associated with the School District	Measurement Date Ended June 30,			
	<u>2023</u>	<u>2022</u>	<u>2021</u>	<u>2020</u>
Changes for the Year:				
Service Cost	\$ 4,041,052.00	\$ 5,211,291.00	\$ 5,918,548.00	\$ 3,308,615.00
Interest Cost	4,000,093.00	2,948,420.00	3,476,253.00	3,245,362.00
Changes in Benefit Terms			(142,633.00)	
Difference between Expected & Actual Differences	(2,932,524.00)	1,763,277.00	(19,731,676.00)	25,431,779.00
Changes in Assumptions	228,927.00	(29,845,550.00)	132,207.00	26,852,323.00
Member Contributions	102,508.00	93,691.00	88,871.00	77,569.00
Gross Benefit Payments	(3,118,137.00)	(2,920,497.00)	(2,738,314.00)	(2,559,194.00)
Net Change in Total Non-Employer OPEB Liability	2,321,919.00	(22,749,368.00)	(12,996,744.00)	56,356,454.00
Total Non-Employer OPEB Liability - Beginning of Fiscal Year	111,256,484.00	134,005,852.00	147,002,596.00	90,646,142.00
Total Non-Employer OPEB Liability - End of Fiscal Year	<u>\$ 113,578,403.00</u>	<u>\$ 111,256,484.00</u>	<u>\$ 134,005,852.00</u>	<u>\$ 147,002,596.00</u>
School District's Covered Payroll (Plan Measurement Period)	<u>\$ 28,329,641.00</u>	<u>\$ 26,664,406.00</u>	<u>\$ 26,201,717.00</u>	<u>\$ 25,610,636.00</u>
State's Proportionate Share of the Total Non-Employer OPEB Liability Associated with the School District as a Percentage of Covered Payroll	400.92%	417.25%	511.44%	573.99%

Total Non-Employer OPEB Liability - State's Proportionate Share of the Total OPEB Liability Associated with the School District	Measurement Date Ended June 30,		
	<u>2019</u>	<u>2018</u>	<u>2017</u>
Changes for the Year:			
Service Cost	\$ 3,272,575.00	\$ 3,650,556.00	\$ 4,404,413.00
Interest Cost	3,996,164.00	4,337,795.00	3,759,392.00
Changes in Benefit Terms			
Difference between Expected & Actual Differences	(16,598,764.00)	(11,233,644.00)	
Changes in Assumptions	1,351,541.00	(11,627,517.00)	(15,519,994.00)
Member Contributions	82,483.00	93,641.00	101,334.00
Gross Benefit Payments	(2,782,566.00)	(2,709,387.00)	(2,751,967.00)
Net Change in Total Non-Employer OPEB Liability	(10,678,567.00)	(17,488,556.00)	(10,006,822.00)
Total Non-Employer OPEB Liability - Beginning of Fiscal Year	101,324,709.00	118,813,265.00	128,820,087.00
Total Non-Employer OPEB Liability - End of Fiscal Year	<u>\$ 90,646,142.00</u>	<u>\$ 101,324,709.00</u>	<u>\$ 118,813,265.00</u>
School District's Covered Payroll (Plan Measurement Period)	<u>\$ 24,788,848.00</u>	<u>\$ 24,521,877.00</u>	<u>\$ 23,553,520.00</u>
State's Proportionate Share of the Total Non-Employer OPEB Liability Associated with the School District as a Percentage of Covered Payroll	365.67%	413.20%	504.44%

This schedule is presented to illustrate the requirement to show information for 10 years. However, until a full 10-year trend is compiled, this presentation will only include information for those years for which information is available.

TOWNSHIP OF WEST DEPTFORD SCHOOL DISTRICT
Required Supplementary Information - Part IV
Notes to Required Supplementary Information - Part IV
For the Fiscal Year Ended June 30, 2024

Changes in Benefit Terms:

None.

Changes in Assumptions:

The discount rate used as of June 30 measurement date is as follows:

<u>Year</u>	<u>Rate</u>	<u>Year</u>	<u>Rate</u>
2023	3.65%	2019	3.50%
2022	3.54%	2018	3.87%
2021	2.16%	2017	3.58%
2020	2.21%		

In addition to changes in the discount rate, other factors that affected the valuation of the net OPEB liability included update in trend and experience study.

For pre-Medicare medical benefits, the trend rate is initially 6.50% and decreases to a 4.50% long-term trend rate after nine years. For post-65 medical benefits PPO, the trend is increasing to 14.80% in fiscal year 2026 and decreases to 4.50% in fiscal year 2033. For HMO, the trend is increasing to 17.40% in fiscal year 2026 and decreases to 4.50% in fiscal year 2033. For prescription drug benefits, the initial trend rate is 9.50% and decreases to a 4.50% long-term trend rate after seven years. For the Medicare Part B reimbursement, the trend is 5.00%.

OTHER SUPPLEMENTARY INFORMATION

SPECIAL REVENUE FUND

TOWNSHIP OF WEST DEPTFORD SCHOOL DISTRICT
Special Revenue Fund
Combining Schedule of Revenues and Expenditures - Budgetary Basis
For the Fiscal Year Ended June 30, 2024

	<u>Every Student Succeeds Act (E.S.S.A.)</u>			<u>I.D.E.A.</u>				<u>Additional or Compensatory Special Education and Related Services (ACSERS)</u>	<u>Total Brought Forward</u>
	<u>Total</u>	<u>Title I, Part A</u>	<u>Title III</u>	<u>Part B Basic</u>	<u>Preschool</u>	<u>A.R.P. Part B Basic</u>	<u>A.R.P. Preschool</u>		
REVENUES:									
Federal Sources	\$ 3,218,639.55	\$ 526,754.00	\$ 6,660.31	\$ 857,547.26	\$ 40,101.00	\$ 48,567.61	\$ 3,845.02	\$ 576,082.00	\$ 1,159,082.35
State Sources	2,140,013.33								2,140,013.33
Local Sources	924,257.39								924,257.39
Total Revenues	6,282,910.27	526,754.00	6,660.31	857,547.26	40,101.00	48,567.61	3,845.02	576,082.00	4,223,353.07
EXPENDITURES:									
Instruction:									
Salaries	997,772.01								997,772.01
Other Salaries for Instruction	613,980.86	336,875.79	1,120.00						275,985.07
Purchased Professional - Technical Services	179,319.90							128,620.00	50,699.90
Other Purchased Services	1,220,132.23		3,686.60	715,000.00	40,101.00	48,567.61	3,845.02	405,302.00	3,630.00
General Supplies	367,459.92	189,878.21		25,020.64					152,561.07
Total Instruction	3,378,664.92	526,754.00	4,806.60	740,020.64	40,101.00	48,567.61	3,845.02	533,922.00	1,480,648.05
Support Services:									
Salaries	90,661.00							42,160.00	48,501.00
Salaries of Supervisors of Instruction	50,545.85								50,545.85
Salaries of Program Directors	179,882.99								179,882.99
Salaries of Secretarial and Clerical Assistants	118,347.20								118,347.20
Salaries of Community Parent Involvement Specialist	76,599.97								76,599.97
Salaries of Master Teachers	89,016.50								89,016.50
Personal Services - Employee Benefits	349,338.00								349,338.00
Purchased Professional - Educational Services	111,235.42			101,468.00					9,767.42
Purchased Professional - Technical Services	32,381.77								32,381.77
Other Purchased Services	48,279.29		1,625.00	16,058.62					30,595.67
Supplies and Materials	31,680.71		228.71						31,452.00
Other Objects	4,018.02								4,018.02
Scholarships Awarded	91,572.42								91,572.42
Student Activities	768,862.59								768,862.59
Total Support Services	2,042,421.73	-	1,853.71	117,526.62	-	-	-	42,160.00	1,880,881.40
Facilities Acquisition and Construction Services:									
Construction Services	754,140.00								754,140.00
Instructional Equipment	33,563.20								33,563.20
Non-Instructional Equipment	17,050.00								17,050.00
Total Capital Outlay	804,753.20								804,753.20
Total Expenditures	6,225,839.85	526,754.00	6,660.31	857,547.26	40,101.00	48,567.61	3,845.02	576,082.00	4,166,282.65
Excess (Deficiency) of Revenues Over (Under) Expenditures	57,070.42	-	-	-	-	-	-	-	57,070.42
Fund Balance, July 1	983,936.06	-	-	-	-	-	-	-	983,936.06
Fund Balance, June 30	\$ 1,041,006.48	\$ -	\$ -	\$ -	\$ -	\$ -	\$ -	\$ -	\$ 1,041,006.48

(Continued)

TOWNSHIP OF WEST DEPTFORD SCHOOL DISTRICT
Special Revenue Fund
Combining Schedule of Revenues and Expenditures - Budgetary Basis
For the Fiscal Year Ended June 30, 2024

	Education Stabilization Fund									
	Total Carried Forward	CRRSA ESSER II	CRRSA Learning Acceleration	CRRSA Mental Health	ARP ESSER	ARP ESSER Accelerated Learning	ARP ESSER Evidence Based Comprehensive Beyond the School Day	ARP ESSER NJTSS Mental Health Support Staffing	ARP HCY Homeless Children and Youth	Total Brought Forward
REVENUES:										
Federal Sources	\$ 1,159,082.35	\$ 3,002.86	\$ 5,179.42	\$ 632.38	\$ 864,684.70	\$ 182,247.24	\$ 33,181.75	\$ 48,501.00	\$ 21,653.00	\$ -
State Sources	2,140,013.33									2,140,013.33
Local Sources	924,257.39									924,257.39
Total Revenues	4,223,353.07	3,002.86	5,179.42	632.38	864,684.70	182,247.24	33,181.75	48,501.00	21,653.00	3,064,270.72
EXPENDITURES:										
Instruction:										
Salaries	997,772.01				38,171.50	135,880.24				823,720.27
Other Salaries for Instruction	275,985.07						33,181.75			242,803.32
Purchased Professional - Technical Services	50,699.90					46,367.00				4,332.90
Other Purchased Services	3,630.00									3,630.00
General Supplies	152,561.07	3,002.86	5,179.42	632.38	72,373.20					71,373.21
Total Instruction	1,480,648.05	3,002.86	5,179.42	632.38	110,544.70	182,247.24	33,181.75	-	-	1,145,859.70
Support Services:										
Salaries	48,501.00							48,501.00		-
Salaries of Supervisors of Instruction	50,545.85									50,545.85
Salaries of Program Directors	179,882.99									179,882.99
Salaries of Secretarial and Clerical Assistants	118,347.20									118,347.20
Salaries of Community Parent Involvement Specialist	76,599.97									76,599.97
Salaries of Master Teachers	89,016.50									89,016.50
Personal Services - Employee Benefits	349,338.00									349,338.00
Purchased Professional - Educational Services	9,767.42									9,767.42
Purchased Professional - Technical Services	32,381.77									32,381.77
Other Purchased Services	30,595.67								21,653.00	8,942.67
Supplies and Materials	31,452.00									31,452.00
Other Objects	4,018.02									4,018.02
Scholarships Awarded	91,572.42									91,572.42
Student Activities	768,862.59									768,862.59
Total Support Services	1,880,881.40	-	-	-	-	-	-	48,501.00	21,653.00	1,810,727.40
Facilities Acquisition and Construction Services:										
Construction Services	754,140.00				754,140.00					-
Instructional Equipment	33,563.20									33,563.20
Non-Instructional Equipment	17,050.00									17,050.00
Total Capital Outlay	804,753.20				754,140.00					50,613.20
Total Expenditures	4,166,282.65	3,002.86	5,179.42	632.38	864,684.70	182,247.24	33,181.75	48,501.00	21,653.00	3,007,200.30
Excess (Deficiency) of Revenues Over (Under) Expenditures	57,070.42	-	-	-	-	-	-	-	-	57,070.42
Fund Balance, July 1	983,936.06	-	-	-	-	-	-	-	-	983,936.06
Fund Balance, June 30	\$ 1,041,006.48	\$ -	\$ -	\$ -	\$ -	\$ -	\$ -	\$ -	\$ -	\$ 1,041,006.48

(Continued)

TOWNSHIP OF WEST DEPTFORD SCHOOL DISTRICT
Special Revenue Fund
Combining Schedule of Revenues and Expenditures - Budgetary Basis
For the Fiscal Year Ended June 30, 2024

	Total Carried <u>Forward</u>	Preschool Education Aid	Nonpublic Textbook Aid	Nonpublic Nursing Services Aid	Nonpublic Chapter 192 AS Transportation	Nonpublic Technology Aid	Nonpublic Corrective Speech	NJSIG Safety Grant	Coastline Donations	Scholarship Fund	Student Activity Fund
REVENUES:											
Federal Sources	\$ -	\$ -	\$ -	\$ -	\$ -	\$ -	\$ -	\$ -	\$ -	\$ -	\$ -
State Sources	2,140,013.33	2,138,303.87	231.00	480.00	49.00	112.46	837.00				
Local Sources	924,257.39							5,251.96	1,500.00	102,474.72	815,030.71
Total Revenues	3,064,270.72	2,138,303.87	231.00	480.00	49.00	112.46	837.00	5,251.96	1,500.00	102,474.72	815,030.71
EXPENDITURES:											
Instruction:											
Salaries	823,720.27	823,720.27									
Other Salaries for Instruction	242,803.32	242,803.32									
Purchased Professional - Technical Services	4,332.90	3,264.90	231.00				837.00				
Other Purchased Services	3,630.00	3,630.00									
General Supplies	71,373.21	69,873.21							1,500.00		
Total Instruction	1,145,859.70	1,143,291.70	231.00	-	-	-	837.00	-	1,500.00	-	-
Support Services:											
Salaries	-										
Salaries of Supervisors of Instruction	50,545.85	50,545.85									
Salaries of Program Directors	179,882.99	179,882.99									
Salaries of Secretarial and Clerical Assistants	118,347.20	118,347.20									
Salaries of Community Parent Involvement Specialist	76,599.97	76,599.97									
Salaries of Master Teachers	89,016.50	89,016.50									
Personal Services - Employee Benefits	349,338.00	349,338.00									
Purchased Professional - Educational Services	9,767.42	9,125.96		480.00	49.00	112.46					
Purchased Professional - Technical Services	32,381.77	32,381.77									
Other Purchased Services	8,942.67	8,942.67									
Supplies and Materials	31,452.00	26,200.04						5,251.96			
Other Objects	4,018.02	4,018.02									
Scholarships Awarded	91,572.42									91,572.42	
Student Activities	768,862.59										768,862.59
Total Support Services	1,810,727.40	944,398.97	-	480.00	49.00	112.46	-	5,251.96	-	91,572.42	768,862.59
Facilities Acquisition and Construction Services:											
Construction Services	-										
Instructional Equipment	33,563.20	33,563.20									
Non-Instructional Equipment	17,050.00	17,050.00									
Total Capital Outlay	50,613.20	50,613.20	-	-	-	-	-	-	-	-	-
Total Expenditures	3,007,200.30	2,138,303.87	231.00	480.00	49.00	112.46	837.00	5,251.96	1,500.00	91,572.42	768,862.59
Excess (Deficiency) of Revenues Over (Under) Expenditures	57,070.42	-	-	-	-	-	-	-	-	10,902.30	46,168.12
Fund Balance, July 1	983,936.06	-	-	-	-	-	-	-	-	708,833.53	275,102.53
Fund Balance, June 30	\$ 1,041,006.48	\$ -	\$ -	\$ -	\$ -	\$ -	\$ -	\$ -	\$ -	\$ 719,735.83	\$ 321,270.65

TOWNSHIP OF WEST DEPTFORD SCHOOL DISTRICT
Special Revenue Fund
Schedule of Preschool Education Aid Expenditures
Preschool - All Programs
Budgetary Basis
For the Fiscal Year Ended June 30, 2024

	Original Budget	Budget Modifications	Final Budget	Actual	Variance
EXPENDITURES:					
Instruction:					
Salaries of Teachers	\$ 857,207.00	\$ -	\$ 857,207.00	\$ 823,720.27	\$ 33,486.73
Other Salaries for Instruction	255,874.00	20,000.00	275,874.00	242,803.32	33,070.68
Purchased Professional - Educational Services	70,000.00	(20,000.00)	50,000.00	3,264.90	46,735.10
Other Purchased Services (400-500 series)	120,000.00	(62,220.00)	57,780.00	3,630.00	54,150.00
General Supplies	86,537.00	13,463.00	100,000.00	69,873.21	30,126.79
Total Instruction	1,389,618.00	(48,757.00)	1,340,861.00	1,143,291.70	197,569.30
Support Services:					
Salaries of Supervisors	48,542.00	2,003.85	50,545.85	50,545.85	
Salaries of Program Director	215,415.00	(6,357.42)	209,057.58	179,882.99	29,174.59
Salaries of Other Professional Staff	3,801.00	96,199.00	100,000.00		100,000.00
Salaries of Secretarial and Clerical Assistants	118,486.00	50,748.00	169,234.00	118,347.20	50,886.80
Salaries of Community Parent Involvement Specialist	69,983.00	6,616.97	76,599.97	76,599.97	
Salaries of Master Teachers	84,699.00	4,317.50	89,016.50	89,016.50	
Personal Services - Employee Benefits	419,553.00	(64,770.90)	354,782.10	349,338.00	5,444.10
Purchased Professional - Educational Services	30,000.00		30,000.00	9,125.96	20,874.04
Purchased Professional - Technical Services	30,000.00	16,900.00	46,900.00	32,381.77	14,518.23
Other Purchased Services	15,000.00	5,000.00	20,000.00	8,942.67	11,057.33
Contracted Services - Trans. (Bet. Home & School)	200,000.00	(195,000.00)	5,000.00		5,000.00
Supplies and Materials	25,000.00	4,000.00	29,000.00	26,200.04	2,799.96
Other Objects	10,000.00		10,000.00	4,018.02	5,981.98
Total Support Services	1,270,479.00	(80,343.00)	1,190,136.00	944,398.97	245,737.03
Facilities Acquisition and Construction Services:					
Instructional Equipment	21,350.00	71,350.00	92,700.00	33,563.20	59,136.80
Noninstructional Equipment	21,350.00	57,750.00	79,100.00	17,050.00	62,050.00
Total Facilities Acquisition and Construction Services	42,700.00	129,100.00	171,800.00	50,613.20	121,186.80
Total Expenditures	\$ 2,702,797.00	\$ -	\$ 2,702,797.00	\$ 2,138,303.87	\$ 564,493.13

CALCULATION OF BUDGET & CARRYOVER

Total Revised 2023-24 Preschool Education Aid Allocation	\$ 2,202,200.00
Add: Actual Carryover (June 30, 2023)	582,626.25
Add: Budgeted Transfer From General Fund 2023-24	-
Total Preschool Education Aid Funds Available for the 2023-24 Budget	2,784,826.25
Less: 2023-24 Budgeted Preschool Education Aid (Including prior year budget carryover)	(2,702,797.00)
Available & Unbudgeted Preschool Education Aid Funds as of June 30, 2024	82,029.25
Add: June 30, 2024 Unexpended Preschool Education Aid	564,493.13
2023-24 Carryover - Preschool Education Aid Programs	\$ 646,522.38
2023-24 Preschool Education Aid Carryover Budgeted for Preschool Programs 2024-25	\$ 582,626.00

CAPITAL PROJECTS FUND

TOWNSHIP OF WEST DEPTFORD SCHOOL DISTRICT
CAPITAL PROJECTS FUND
Summary Schedule of Project Expenditures
For the Fiscal Year Ended June 30, 2024

<u>Project Title / Issue</u>	<u>Original Date</u>	<u>Appropriations</u>	<u>Expenditures to Date</u>		<u>Unexpended Balance June 30, 2024</u>
			<u>Prior Years</u>	<u>Current Year</u>	
Green-Fields School HVAC Renovation	05/02/22	\$ 1,000,000.00	\$ -	\$ 769,447.50	\$ 230,552.50
SDA Grants		1,197,342.80			
Additional Local Share Budgeted in 2024-2025		41,874.20			
Additional Local Share through ARP ESSER		754,140.00			
		<u>\$ 2,993,357.00</u>			

TOWNSHIP OF WEST DEPTFORD SCHOOL DISTRICT
CAPITAL PROJECTS FUND
Summary Schedule of Revenues, Expenditures, and Changes in Fund Balances
For the Fiscal Year Ended June 30, 2024

Revenues and Other Financing Sources		
State Sources--SDA Grant		<u>\$ -</u>
Expenditures and Other Financing Uses		
Construction Services	<u>\$ 769,447.50</u>	
Total Expenditures		<u>769,447.50</u>
Excess (Deficiency) of Revenues Over (Under) Expenditures		(769,447.50)
Fund Balance -- July 1		<u>1,000,000.00</u>
Fund Balance -- June 30		<u><u>\$ 230,552.50</u></u>

TOWNSHIP OF WEST DEPTFORD SCHOOL DISTRICT
CAPITAL PROJECTS FUND
Schedule of Project Revenues, Expenditures, Project Balance and Project Status
Green-Fields School HVAC Renovation
From Inception and for the Fiscal Year Ended June 30, 2024

	<u>Prior Years</u>	<u>Current Year</u>	<u>Totals</u>	<u>Revised Authorized Cost *</u>
Revenues and Other Financing Sources				
State Sources - SDA Grant	\$ -	\$ -	\$ -	\$ 1,197,342.80
Local Share	1,000,000.00		1,000,000.00	1,796,014.20
Total Revenues	1,000,000.00	-	1,000,000.00	2,993,357.00
Expenditures and Other Financing Uses				
Purchased Professional and Technical Services				228,130.00
Construction Services		769,447.50	769,447.50	2,765,227.00
Total Expenditures	-	769,447.50	769,447.50	2,993,357.00
Excess (Deficiency) of Revenues Over (Under) Expenditures	\$ 1,000,000.00	\$ (769,447.50)	\$ 230,552.50	\$ -
Encumbered			\$ 230,552.50	

Additional Project Information:

Project Number	5620-070-23-R501
Grant Date	N/A
Bond Authorization Date	N/A
Bonds Authorized	N/A
Bonds Issued	N/A
Original Authorized Cost	\$ 2,993,357.00
Additional Authorized Cost	\$ -
Revised Authorized Cost	\$ 2,993,357.00
Percentage Increase over Original Authorized Cost	N/A
Percentage Completion	51%
Original Target Completion Date	June 30, 2025
Revised Target Completion Date	N/A

* \$754,140.00 of Local Share are funded by and spent as ARP ESSER Grant in the Special Revenue Fund, as approved by SDA.

PROPRIETARY FUNDS

TOWNSHIP OF WEST DEPTFORD SCHOOL DISTRICT

Proprietary Funds

Business Type Activities - Enterprise Funds

Combining Statement of Net Position

June 30, 2024

	<u>Food Service</u>	<u>Young Eagles</u>	<u>Total</u>
ASSETS:			
Current Assets:			
Cash and Cash Equivalents	\$ 319,973.40	\$ 277,772.52	\$ 597,745.92
Interfund Accounts Receivable:			
Due General Fund	510,889.23		510,889.23
Accounts Receivable:			
State	1,473.67		1,473.67
Federal	26,715.21		26,715.21
Other	87,711.96	2,457.74	90,169.70
Inventories	16,684.26		16,684.26
Total Current Assets	<u>963,447.73</u>	<u>280,230.26</u>	<u>1,243,677.99</u>
Noncurrent Assets:			
Capital Assets:			
Furniture, Fixtures and Equipment	627,211.66		627,211.66
Less: Accumulated Depreciation	<u>(330,180.98)</u>		<u>(330,180.98)</u>
Total Noncurrent Assets	<u>297,030.68</u>	<u>-</u>	<u>297,030.68</u>
Total Assets	<u>1,260,478.41</u>	<u>280,230.26</u>	<u>1,540,708.67</u>
LIABILITIES:			
Current Liabilities:			
Accounts Payable	53,363.65	588.67	53,952.32
Unearned Revenue	<u>27,495.37</u>		<u>27,495.37</u>
Total Current Liabilities	<u>80,859.02</u>	<u>588.67</u>	<u>81,447.69</u>
NET POSITION:			
Net Investment in Capital Assets	297,030.68		297,030.68
Unrestricted	<u>882,588.71</u>	<u>279,641.59</u>	<u>1,162,230.30</u>
Total Net Position	<u>\$ 1,179,619.39</u>	<u>\$ 279,641.59</u>	<u>\$ 1,459,260.98</u>

TOWNSHIP OF WEST DEPTFORD SCHOOL DISTRICT

Proprietary Funds

Business Type Activities - Enterprise Funds

Combining Statement of Revenues, Expenses and Changes in Fund Net Position

For the Fiscal Year Ended June 30, 2024

	<u>Food Service</u>	<u>Young Eagles</u>	<u>Total</u>
OPERATING REVENUES:			
Charges for Services:			
Daily Sales - Reimbursable Programs	\$ 314,459.99	\$ -	\$ 314,459.99
Daily Sales - Non-Reimbursable Programs	263,561.20		263,561.20
Special Functions	24,556.64		24,556.64
Fees for Enrollment, Net of Refunds		452,978.38	452,978.38
Total Operating Revenues	<u>602,577.83</u>	<u>452,978.38</u>	<u>1,055,556.21</u>
OPERATING EXPENSES:			
Salaries	494,129.65	304,065.15	798,194.80
Employee Benefits	109,206.02	85,602.93	194,808.95
General Supplies	16,408.15	61,808.67	78,216.82
Depreciation	18,454.27		18,454.27
Purchased Professional Services	75,149.19	10,146.98	85,296.17
Other Purchased Services	85,294.23	2,432.04	87,726.27
Cost of Sales - Reimbursable Programs	418,102.25		418,102.25
Cost of Sales - Non-Reimbursable Programs	141,643.53		141,643.53
Miscellaneous	682.25	1,483.14	2,165.39
Total Operating Expenses	<u>1,359,069.54</u>	<u>465,538.91</u>	<u>1,824,608.45</u>
Operating Income / (Loss)	<u>(756,491.71)</u>	<u>(12,560.53)</u>	<u>(769,052.24)</u>
NONOPERATING REVENUES (EXPENSES):			
State Sources:			
State School Lunch Program	16,370.23		16,370.23
State School Lunch Program - EIE	7,399.70		7,399.70
State School Breakfast Program	1,891.20		1,891.20
State School Breakfast Program - EIE	2,225.65		2,225.65
Federal Sources:			
School Breakfast Program	123,729.02		123,729.02
National School Lunch Program	374,453.35		374,453.35
National School Lunch Program - HHFKA	13,008.96		13,008.96
National School Lunch Program - Supply Chain Assistance	69,971.16		69,971.16
P-EBT Administration	653.00		653.00
Food Distribution Program	127,889.26		127,889.26
Miscellaneous Revenue - Insurance Refund	2,824.30		2,824.30
Interest Revenue	324.30	59.95	384.25
Total Nonoperating Revenues (Expenses)	<u>740,740.13</u>	<u>59.95</u>	<u>740,800.08</u>
Change in Net Position	(15,751.58)	(12,500.58)	(28,252.16)
Net Position -- July 1	<u>1,195,370.97</u>	<u>292,142.17</u>	<u>1,487,513.14</u>
Net Position -- June 30	<u>\$ 1,179,619.39</u>	<u>\$ 279,641.59</u>	<u>\$ 1,459,260.98</u>

TOWNSHIP OF WEST DEPTFORD SCHOOL DISTRICT
Proprietary Funds
Business Type Activities - Enterprise Funds
Combining Statement of Cash Flows
For the Fiscal Year Ended June 30, 2024

	<u>Food Service</u>	<u>Young Eagles</u>	<u>Total</u>
CASH FLOWS FROM OPERATING ACTIVITIES:			
Receipts from Customers	\$ 573,927.57	\$ 463,379.34	\$ 1,037,306.91
Payments to Employees	(33,509.80)	(304,065.15)	(337,574.95)
Payments for Employee Benefits	(2,511.67)	(85,602.93)	(88,114.60)
Payments for Supplies and Services	<u>(1,305,709.95)</u>	<u>(75,282.16)</u>	<u>(1,380,992.11)</u>
Net Cash Provided By (Used For) Operating Activities	<u>(767,803.85)</u>	<u>(1,570.90)</u>	<u>(769,374.75)</u>
CASH FLOWS FROM NON-CAPITAL FINANCING ACTIVITIES:			
State Sources	1,232.85		1,232.85
Federal Sources	232,360.53		232,360.53
Operating Subsidies and Transfers From Other Funds	<u>537,151.26</u>	<u>747.72</u>	<u>537,898.98</u>
Net Cash Provided By (Used For) Non-Capital Financing Activities	<u>770,744.64</u>	<u>747.72</u>	<u>771,492.36</u>
CASH FLOWS FROM CAPITAL AND RELATED FINANCING ACTIVITIES:			
Purchase of Capital Assets	<u>(230,054.83)</u>		<u>(230,054.83)</u>
Net Cash Provided By (Used For) Capital and Related Financing Activities	<u>(230,054.83)</u>	<u>-</u>	<u>(230,054.83)</u>
CASH FLOWS FROM INVESTING ACTIVITIES:			
Interest Revenue	<u>324.30</u>	<u>59.95</u>	<u>384.25</u>
Net Increase (Decrease) in Cash and Cash Equivalents	(226,789.74)	(763.23)	(227,552.97)
Cash and Cash Equivalents -- July 1	<u>546,763.14</u>	<u>278,535.75</u>	<u>825,298.89</u>
Cash and Cash Equivalents -- June 30	<u><u>\$ 319,973.40</u></u>	<u><u>\$ 277,772.52</u></u>	<u><u>\$ 597,745.92</u></u>
Reconciliation of Operating Income (Loss) to Net Cash Provided By (Used For) Operating Activities:			
Operating Income (Loss)	<u>\$ (756,491.71)</u>	<u>\$ (12,560.53)</u>	<u>\$ (769,052.24)</u>
Adjustments to Reconcile Operating Income (Loss) to Net Cash Provided by (used for) Operating Activities:			
Depreciation	18,454.27		18,454.27
(Increase) Decrease in Accounts Receivable	(40,034.29)	10,400.96	(29,633.33)
(Increase) Decrease in Inventories	(1,841.11)		(1,841.11)
Increase (Decrease) in Accounts Payable	724.96	588.67	1,313.63
Increase (Decrease) in Unearned Revenue	<u>11,384.03</u>		<u>11,384.03</u>
Total Adjustments	<u>(11,312.14)</u>	<u>10,989.63</u>	<u>(322.51)</u>
Net Cash Provided By (Used For) Operating Activities	<u><u>\$ (767,803.85)</u></u>	<u><u>\$ (1,570.90)</u></u>	<u><u>\$ (769,374.75)</u></u>

LONG-TERM DEBT

TOWNSHIP OF WEST DEPTFORD SCHOOL DISTRICT
Schedule of Serial Bonds
For the Fiscal Year Ended June 30, 2024

<u>Issue</u>	<u>Date of Issue</u>	<u>Amount of Issue</u>	<u>Annual Maturities</u>		<u>Interest Rate</u>	<u>Balance July 1, 2023</u>	<u>Retired</u>	<u>Balance June 30, 2024</u>
			<u>Date</u>	<u>Amount</u>				
School District Bonds - Series 2015	01-08-15	\$ 13,808,000.00	01-15-25	\$ 725,000.00	3.000%			
			01-15-26	750,000.00	3.000%			
			01-15-27	765,000.00	3.000%			
			01-15-28	775,000.00	3.000%			
			01-15-29	810,000.00	3.000%			
			01-15-30	850,000.00	3.000%			
			01-15-31	870,000.00	3.000%			
			01-15-32	890,000.00	3.000%			
			01-15-33	900,000.00	3.125%			
			01-15-34	920,000.00	3.250%			
			01-15-35	920,000.00	3.250%			
						<u>\$ 9,855,000.00</u>	<u>\$ 680,000.00</u>	<u>\$ 9,175,000.00</u>

TOWNSHIP OF WEST DEPTFORD SCHOOL DISTRICT
Schedule of Obligations Under Leases
For the Fiscal Year Ended June 30, 2024

<u>Series</u>	<u>Date of Lease</u>	<u>Term of Lease</u>	<u>Amount of Original Issue</u>		<u>Interest Rate Payable</u>	<u>Amount Outstanding July 1, 2023 (a)</u>	<u>Issued Current Year</u>	<u>Retired Current Year</u>	<u>Amount Outstanding June 30, 2024 (a)</u>
			<u>Principal</u>	<u>Interest</u>					
Postage Machines	10/01/20	5 Years	28,330.10	\$ 32,188.51	1.060%	\$ 12,934.41	\$ -	\$ 5,710.57	\$ 7,223.84
Digital Copiers	07/01/22	5 Years	583,790.84	107,449.33	3.965%	<u>482,512.53</u>		<u>108,712.97</u>	<u>373,799.56</u>
						<u>\$ 495,446.94</u>	<u>-</u>	<u>\$ 114,423.54</u>	<u>\$ 381,023.40</u>

(a) Future Interest Payments Removed from Carrying Value of Lease Agreement.

TOWNSHIP OF WEST DEPTFORD SCHOOL DISTRICT
Debt Service Fund
Budgetary Comparison Schedule
For the Fiscal Year Ended June 30, 2024

	<u>Original Budget</u>	<u>Budget Modifications</u>	<u>Final Budget</u>	<u>Actual</u>	<u>Variance Positive (Negative) Final to Actual</u>
REVENUES:					
Local Sources:					
Local Tax Levy	\$ 849,575.00	\$ -	\$ 849,575.00	\$ 849,575.00	\$ -
State Sources:					
Debt Service Aid Type II	<u>131,800.00</u>		<u>131,800.00</u>	<u>131,800.00</u>	
Total Revenues	<u>981,375.00</u>	<u>-</u>	<u>981,375.00</u>	<u>981,375.00</u>	<u>-</u>
EXPENDITURES:					
Regular Debt Service:					
Interest on Bonds	301,375.00		301,375.00	301,375.00	
Redemption of Principal	<u>680,000.00</u>		<u>680,000.00</u>	<u>680,000.00</u>	
Total Regular Debt Service	<u>981,375.00</u>	<u>-</u>	<u>981,375.00</u>	<u>981,375.00</u>	<u>-</u>
Total Expenditures	<u>981,375.00</u>	<u>-</u>	<u>981,375.00</u>	<u>981,375.00</u>	<u>-</u>
Excess (Deficiency) of Revenues Over (Under) Expenditures	-	-	-	-	-
Fund Balance, July 1	<u>-</u>	<u>-</u>	<u>-</u>	<u>-</u>	<u>-</u>
Fund Balance, June 30	<u><u>\$ -</u></u>	<u><u>\$ -</u></u>	<u><u>\$ -</u></u>	<u><u>\$ -</u></u>	<u><u>\$ -</u></u>

STATISTICAL SECTION

Financial Trends Information

Financial trends information is intended to assist the user in understanding and assessing how the School District's financial position has changed over time. Please refer to the following exhibits for a historical view of the School District's financial performance.

TOWNSHIP OF WEST DEPTFORD SCHOOL DISTRICT
Net Position by Component
Last Ten Fiscal Years (Accrual Basis of Accounting)
(Unaudited)

	Fiscal Year Ended June 30,									
	2024	2023	2022	2021	2020	2019	2018	2017	2016	2015
Governmental Activities:										
Net Investment in Capital Assets	\$ 15,276,621.65	\$ 13,438,866.15	\$ 13,539,672.38	\$ 14,050,503.26	\$ 13,991,060.62	\$ 14,027,760.00	\$ 12,791,080.84	\$ 13,586,997.00	\$ 16,913,823.00	\$ 12,022,800.00
Restricted	3,229,875.67	6,341,422.38	8,408,310.93	6,138,279.52	1,641,268.48	354,872.00	418,277.79	1,457,293.00	1,710,941.00	651,427.00
Unrestricted (Deficit)	<u>(8,347,718.58)</u>	<u>(8,658,567.14)</u>	<u>(10,856,007.80)</u>	<u>(12,322,466.77)</u>	<u>(13,394,137.86)</u>	<u>(13,465,543.00)</u>	<u>(13,644,755.79)</u>	<u>(14,822,167.33)</u>	<u>(16,401,573.00)</u>	<u>(10,061,863.00)</u>
Total Governmental Activities Net Position	<u>\$ 10,158,778.74</u>	<u>\$ 11,121,721.39</u>	<u>\$ 11,091,975.51</u>	<u>\$ 7,866,316.01</u>	<u>\$ 2,238,191.24</u>	<u>\$ 917,089.00</u>	<u>\$ (435,397.16)</u>	<u>\$ 222,122.67</u>	<u>\$ 2,223,191.00</u>	<u>\$ 2,612,364.00</u>
Business-type Activities:										
Net Investment in Capital Assets	\$ 297,030.68	\$ 85,430.12	\$ 38,982.93	\$ 109,301.75	\$ 119,668.60	\$ 109,701.00	\$ 90,043.27	\$ 59,700.00	\$ 28,904.00	\$ 38,323.00
Unrestricted	<u>1,162,230.30</u>	<u>1,402,083.02</u>	<u>1,243,006.36</u>	<u>480,376.98</u>	<u>295,397.78</u>	<u>511,967.00</u>	<u>390,607.17</u>	<u>309,041.00</u>	<u>216,401.00</u>	<u>174,722.00</u>
Total Business-type Activities Net Position	<u>\$ 1,459,260.98</u>	<u>\$ 1,487,513.14</u>	<u>\$ 1,281,989.29</u>	<u>\$ 589,678.73</u>	<u>\$ 415,066.38</u>	<u>\$ 621,668.00</u>	<u>\$ 480,650.44</u>	<u>\$ 368,741.00</u>	<u>\$ 245,305.00</u>	<u>\$ 213,045.00</u>
Government-wide:										
Net Investment in Capital Assets	\$ 15,573,652.33	\$ 13,524,296.27	\$ 13,578,655.31	\$ 14,159,805.01	\$ 14,110,729.22	\$ 14,137,461.00	\$ 12,881,124.11	\$ 13,646,697.00	\$ 16,942,727.00	\$ 12,061,123.00
Restricted	3,229,875.67	6,341,422.38	8,408,310.93	6,138,279.52	1,641,268.48	354,872.00	418,277.79	1,457,293.00	1,710,941.00	651,427.00
Unrestricted (Deficit)	<u>(7,185,488.28)</u>	<u>(7,256,484.12)</u>	<u>(9,613,001.44)</u>	<u>(11,842,089.79)</u>	<u>(13,098,740.08)</u>	<u>(12,953,576.00)</u>	<u>(13,254,148.62)</u>	<u>(14,513,126.33)</u>	<u>(16,185,172.00)</u>	<u>(9,887,141.00)</u>
Total Government-wide Net Position	<u>\$ 11,618,039.72</u>	<u>\$ 12,609,234.53</u>	<u>\$ 12,373,964.80</u>	<u>\$ 8,455,994.74</u>	<u>\$ 2,653,257.62</u>	<u>\$ 1,538,757.00</u>	<u>\$ 45,253.28</u>	<u>\$ 590,863.67</u>	<u>\$ 2,468,496.00</u>	<u>\$ 2,825,409.00</u>

Source: Exhibit A-1

For the fiscal year ended June 30, 2021, the School District adopted GASBS No. 84, which required the School District to report several funds that were previously reported as fiduciary fund type as governmental activities and governmental fund type. Balances prior to June 30, 2022 are shown as originally reported and have not been restated for this adoption.

For the fiscal year ended June 30, 2022, the School District adopted GASB No. 87, which required the School District to reclassify certain long-term liabilities previously identified as operating leases as lease liabilities and record capital assets for the underlying leases. Balances prior to June 30, 2022 are shown as originally reported and have not been restated for this adoption.

TOWNSHIP OF WEST DEPTFORD SCHOOL DISTRICT
Changes in Net Position
Last Ten Fiscal Years (Accrual Basis of Accounting)
(Unaudited)

	Fiscal Year Ended June 30,									
	2024	2023	2022	2021	2020	2019	2018	2017	2016	2015
EXPENSES:										
Governmental Activities:										
Instruction:										
Regular	\$ 20,100,611.14	\$ 19,279,617.61	\$ 18,925,489.13	\$ 17,836,148.68	\$ 17,048,682.55	\$ 14,480,752.00	\$ 14,799,390.30	\$ 15,036,028.00	\$ 14,175,032.00	\$ 14,175,546.00
Special Education	5,877,940.32	5,456,203.59	4,915,185.41	4,552,239.23	4,554,323.22	6,275,147.00	5,522,812.14	5,400,637.00	5,217,464.00	5,017,651.00
Other Special Education							42,635.69	1,089,229.00	1,210,156.00	982,737.00
Other Instruction	1,382,629.61	1,258,422.59	1,226,652.02	1,080,945.73	1,182,734.75	1,196,443.00	1,099,655.71			
Tuition	3,098,161.55	2,786,056.12	2,418,245.63	3,539,117.17	3,543,258.54	2,887,882.00	2,780,981.81	2,972,124.00	2,533,108.00	2,312,608.00
Support Services:										
Student and Instruction Related Services	7,598,112.96	7,422,718.82	7,364,932.56	6,820,380.23	6,042,665.20	5,960,220.00	6,015,009.21	4,777,398.00	4,873,875.00	4,797,050.00
School Administrative Services	1,985,793.67	1,959,024.54	1,789,300.24	1,982,477.19	1,930,858.85	1,843,546.00	1,927,405.06	1,818,237.00	1,748,891.00	1,728,948.00
Other Administrative Services	1,980,277.68	1,874,054.89	1,803,854.36	1,803,236.44	1,801,804.92	1,329,853.00	1,974,100.35	1,249,566.00	1,243,238.00	1,247,313.00
Plant Operations and Maintenance	5,978,954.51	5,368,037.49	5,932,674.12	3,658,517.57	4,004,725.89	4,060,919.00	3,703,955.27	4,372,561.00	4,310,933.00	4,262,396.00
Pupil Transportation	4,751,943.25	4,871,414.26	3,384,926.47	2,166,421.73	3,033,963.44	3,085,598.00	3,204,292.38	2,896,249.00	3,478,386.00	2,820,476.00
Business and Other Support						491,515.00		480,366.00	459,512.00	473,976.00
Unallocated Benefits	14,402,787.79	13,555,384.83	16,326,776.46	22,333,187.04	16,598,422.97	10,265,543.00	23,929,763.35	7,842,121.00	15,221,616.00	14,170,337.00
Reimbursed TPAF and Social Security						8,359,133.00		5,260,316.00		
Transfer to Charter Schools	76,187.00	106,752.00	78,015.00	62,123.00	82,389.00	80,635.00	163,342.00	137,573.00	97,508.00	28,939.00
Interest on Long-Term Debt	371,115.25	328,969.50	330,849.41	337,002.36	388,653.52	318,381.00	310,463.87	486,250.00	386,308.00	170,449.00
Unallocated Depreciation and Amortization						622,289.00		669,553.00	666,695.00	658,672.00
Increase (Decrease) in Compensated Absences									(165,923.00)	(30,163.00)
Cancellation on Prior Year's Accounts Receivable								23,554.00	25,553.00	
Total Governmental Activities Expenses	67,604,514.73	64,266,656.24	64,496,900.81	66,171,796.37	60,212,482.85	61,257,856.00	65,473,807.14	54,511,762.00	55,482,352.00	52,816,935.00
Business-type Activities:										
Food Service	1,359,069.54	1,333,844.01	1,386,525.74	937,098.99	877,166.62	1,014,043.00	914,811.57	859,837.00	822,534.00	816,824.00
Young Eagles Program	465,538.91	422,163.55	406,580.29	436,961.31	445,297.28	339,206.00	333,100.19	277,468.00	251,571.00	257,774.00
Total Business-type Activities Expense	1,824,608.45	1,756,007.56	1,793,106.03	1,374,060.30	1,322,463.90	1,353,249.00	1,247,911.76	1,137,305.00	1,074,105.00	1,074,598.00
Total Government Expenses	\$ 69,429,123.18	\$ 66,022,663.80	\$ 66,290,006.84	\$ 67,545,856.67	\$ 61,534,946.75	\$ 62,611,105.00	\$ 66,721,718.90	\$ 55,649,067.00	\$ 56,556,457.00	\$ 53,891,533.00
PROGRAM REVENUES:										
Governmental Activities:										
Operating Grants and Contributions	\$ 11,015,566.63	\$ 11,191,517.68	\$ 15,089,430.91	\$ 19,908,996.21	\$ 12,460,625.55	\$ 14,202,095.00	\$ 18,003,295.36	\$ 6,441,296.00	\$ 9,398,865.00	\$ 9,129,008.00
Capital Grants and Contributions	950,985.20	48,886.29								
Charges for Services	849,150.51	769,644.46	969,823.00	98,388.95	78,801.47		236,244.42			
Total Governmental Activities Program Revenues	12,815,702.34	12,010,048.43	16,059,253.91	20,007,385.16	12,539,427.02	14,202,095.00	18,239,539.78	6,441,296.00	9,398,865.00	9,129,008.00
Business-type Activities:										
Charges for Services:										
Food Service	602,577.83	644,302.02	203,549.80	28,466.61	360,708.36	567,683.00	506,022.96	488,014.00	443,002.00	411,891.00
Young Eagles Program	452,978.38	507,647.83	488,989.44	378,882.64	356,055.72	446,875.00	408,147.81	327,309.00	252,160.00	269,753.00
Operating Grants and Contributions	737,591.53	796,517.50	1,871,069.15	1,141,182.11	393,585.82	476,058.00	440,461.20	444,804.00	410,969.00	405,577.00
Total Business-type Activities Program Revenues	1,793,147.74	1,948,467.35	2,563,608.39	1,548,531.36	1,110,349.90	1,490,616.00	1,354,631.97	1,260,127.00	1,106,131.00	1,087,221.00
Total Government Program Revenues	\$ 14,608,850.08	\$ 13,958,515.78	\$ 18,622,862.30	\$ 21,555,916.52	\$ 13,649,776.92	\$ 15,692,711.00	\$ 19,594,171.75	\$ 7,701,423.00	\$ 10,504,996.00	\$ 10,216,229.00
NET (EXPENSE)/REVENUE:										
Governmental Activities	\$ (54,788,812.39)	\$ (52,256,607.81)	\$ (48,437,646.90)	\$ (46,164,411.21)	\$ (47,673,055.83)	\$ (47,055,761.00)	\$ (47,234,267.36)	\$ (48,070,466.00)	\$ (46,083,487.00)	\$ (43,687,927.00)
Business-type Activities	(31,460.71)	192,459.79	770,502.36	174,471.06	(212,114.00)	137,367.00	106,720.21	122,822.00	32,026.00	12,623.00
Total Government-wide Net Expense	\$ (54,820,273.10)	\$ (52,064,148.02)	\$ (47,667,144.54)	\$ (45,989,940.15)	\$ (47,885,169.83)	\$ (46,918,394.00)	\$ (47,127,547.15)	\$ (47,947,644.00)	\$ (46,051,461.00)	\$ (43,675,304.00)

(Continued)

TOWNSHIP OF WEST DEPTFORD SCHOOL DISTRICT
Changes in Net Position
Last Ten Fiscal Years (Accrual Basis of Accounting)
(Unaudited)

	Fiscal Year Ended June 30,									
	2024	2023	2022	2021	2020	2019	2018	2017	2016	2015
GENERAL REVENUES AND OTHER CHANGES IN NET POSITION:										
Governmental Activities:										
Property Taxes Levied for General Purposes, Net	\$ 36,630,046.00	\$ 35,911,810.00	\$ 34,687,347.00	\$ 33,959,499.00	\$ 33,293,626.00	\$ 32,518,104.00	\$ 31,755,838.00	\$ 30,799,580.00	\$ 30,060,265.00	\$ 28,346,358.00
Taxes Levied for Debt Service	849,575.00	840,485.00	812,918.00	801,876.00	784,878.00	750,377.00	684,831.00	379,411.00		
Unrestricted Grants and Contributions	15,830,547.22	15,567,983.98	14,001,523.95	13,917,061.10	13,514,747.00	12,876,908.83	12,674,638.00	12,444,037.00	12,412,050.00	12,237,996.00
Restricted Grants and Contributions	91,324.93	86,131.12	247,472.65		206,531.00	94,008.61	1,315,537.00	1,435,950.00	198,974.00	
Tuition Received					31,519.00		308,536.00	330,377.00	219,608.00	65,043.00
Miscellaneous Income	424,376.59	254,556.96	933,189.31	410,366.04	482,939.00	431,357.61	428,161.00	304,958.00	974,095.00	433,300.00
Adjustment of Capital Assets Net of Depreciation									7,426.00	55,968.00
Loss on Disposal of Capital Assets		(374,613.37)								
Total Governmental Activities	53,825,869.74	52,286,353.69	50,682,450.91	49,088,802.14	48,314,240.00	46,670,756.05	47,167,541.00	45,694,313.00	43,872,418.00	41,138,665.00
Business-type Activities:										
Miscellaneous Income	3,208.55	13,064.06	141.29	5,512.83		5,189.69				
Investment Earnings					3,651.00		614.00	234.00	44.00	76.00
Total Business-type Activities	3,208.55	13,064.06	141.29	5,512.83	3,651.00	5,189.69	614.00	234.00	44.00	76.00
Total Government-wide	\$ 53,829,078.29	\$ 52,299,417.75	\$ 50,682,592.20	\$ 49,094,314.97	\$ 48,317,891.00	\$ 46,675,945.74	\$ 47,168,155.00	\$ 45,694,547.00	\$ 43,872,462.00	\$ 41,138,741.00
CHANGE IN NET POSITION:										
Governmental Activities	\$ (962,942.65)	\$ 29,745.88	\$ 2,244,804.01	\$ 2,924,390.93	\$ 641,184.17	\$ (385,004.95)	\$ (66,726.36)	\$ (2,376,153.00)	\$ (2,211,069.00)	\$ (2,549,262.00)
Business-type Activities	(28,252.16)	205,523.85	770,643.65	179,983.89	(208,463.00)	142,556.69	107,334.21	123,056.00	32,070.00	12,699.00
Total Government	\$ (991,194.81)	\$ 235,269.73	\$ 3,015,447.66	\$ 3,104,374.82	\$ 432,721.17	\$ (242,448.26)	\$ 40,607.85	\$ (2,253,097.00)	\$ (2,178,999.00)	\$ (2,536,563.00)

Source: Exhibit A-2

For the fiscal year ended June 30, 2021, the School District adopted GASBS No. 84, which required the School District to report several funds that were previously reported as fiduciary fund type as governmental activities and governmental fund type. Balances prior to June 30, 2021 are shown as originally reported and have not been restated for this adoption.

For the fiscal year ended June 30, 2022, the School District adopted GASB No. 87, which required the School District to reclassify certain long-term liabilities previously identified as operating leases as lease liabilities and record capital assets for the underlying leases. Balances prior to June 30, 2022 are shown as originally reported and have not been restated for this adoption.

TOWNSHIP OF WEST DEPTFORD SCHOOL DISTRICT
Fund Balances, Governmental Funds
Last Ten Fiscal Years (Modified Accrual Basis of Accounting)
(Unaudited)

	Fiscal Year Ended June 30,									
	<u>2024</u>	<u>2023</u>	<u>2022</u>	<u>2021</u>	<u>2020</u>	<u>2019</u>	<u>2018</u>	<u>2017</u>	<u>2016</u>	<u>2015</u>
General Fund:										
Restricted	\$ 1,958,316.69	\$ 4,357,486.32	\$ 6,733,003.99	\$ 4,963,233.23	\$ 1,475,287.16	\$ 198,284.00	\$ 13,381.69	\$ 13,179.00	\$ 447,918.00	\$ 650,470.00
Committed	53,990.40	182,716.15								
Assigned	915,939.52	1,288,793.02	692,093.32	533,124.77	1,137,316.93	685,102.00	723,029.67	1,267,445.00	1,430,943.00	2,170,428.00
Unassigned (Deficit)	<u>(101,182.93)</u>	<u>61,058.03</u>	<u>988,968.96</u>	<u>958,548.45</u>	<u>(8,829.41)</u>	<u>(48,618.00)</u>	<u>(404,968.66)</u>	<u>(190,009.00)</u>		
Total General Fund	<u>\$ 2,827,063.68</u>	<u>\$ 5,890,053.52</u>	<u>\$ 8,414,066.27</u>	<u>\$ 6,454,906.45</u>	<u>\$ 2,603,774.68</u>	<u>\$ 834,768.00</u>	<u>\$ 331,442.70</u>	<u>\$ 1,090,615.00</u>	<u>\$ 1,878,861.00</u>	<u>\$ 2,820,898.00</u>
All Other Governmental Funds:										
Restricted, Reported in:										
Special Revenue Fund	\$ 1,041,006.48	\$ 983,936.06	\$ 983,213.62	\$ 1,010,053.97						
Capital Projects Fund	230,552.50	1,000,000.00				\$ 335,518.00	\$ 484,678.09	\$ 1,425,137.00	\$ 9,644,164.00	\$ 13,091,712.00
Debt Service Fund				164,992.32	\$ 165,981.32	5,663.00	14,226.62	18,977.00	9,425.00	957.00
Unassigned (Deficit)					<u>(179,438.00)</u>	<u>(123,431.00)</u>				
Total All Other Governmental Funds	<u>\$ 1,271,558.98</u>	<u>\$ 1,983,936.06</u>	<u>\$ 983,213.62</u>	<u>\$ 1,175,046.29</u>	<u>\$ (13,456.68)</u>	<u>\$ 217,750.00</u>	<u>\$ 498,904.71</u>	<u>\$ 1,444,114.00</u>	<u>\$ 9,653,589.00</u>	<u>\$ 13,092,669.00</u>

Source: Exhibit B-1

For the fiscal year ended June 30, 2022, the School District adopted GASBS No. 84, which required the School District to report several funds that were previously reported as fiduciary fund type as governmental activities and governmental fund type. Balances prior to June 30, 2022 are shown as originally reported and have not been restated for this adoption.

TOWNSHIP OF WEST DEPTFORD SCHOOL DISTRICT
Changes in Fund Balances, Governmental Funds
Last Ten Fiscal Years (Modified Accrual Basis of Accounting)
(Unaudited)

	Fiscal Year Ended June 30,									
	2024	2023	2022	2021	2020	2019	2018	2017	2016	2015
REVENUES:										
Tax Levy	\$ 37,479,621.00	\$ 36,752,295.00	\$ 35,867,913.00	\$ 35,500,265.00	\$ 34,761,375.00	\$ 34,078,504.00	\$ 33,268,481.00	\$ 32,440,669.00	\$ 31,178,991.00	\$ 30,060,265.00
Other Local Revenue	1,382,753.78	1,546,140.60	1,691,602.48	1,031,578.26	489,167.51	514,457.00	667,602.03	736,697.00	635,335.00	1,193,703.00
State Sources	30,847,039.91	29,543,163.47	28,797,710.16	25,954,307.66	22,714,558.11	21,627,719.00	19,060,067.97	19,122,402.00	18,366,828.00	16,410,788.00
Federal Sources	3,324,626.39	2,357,149.25	2,791,445.34	1,637,873.15	1,183,124.54	1,227,980.00	1,311,152.83	1,309,069.00	1,176,472.00	1,162,669.00
Total Revenues	73,034,041.08	70,198,748.32	69,148,670.98	64,124,024.07	59,148,225.16	57,448,660.00	54,307,303.83	53,608,837.00	51,357,626.00	48,827,425.00
EXPENDITURES:										
Instruction										
Regular Instruction	20,075,258.87	19,665,803.33	18,962,374.20	17,423,879.29	16,791,949.48	14,925,685.00	15,068,572.39	15,036,028.00	14,175,032.00	14,175,546.00
Special Education Instruction	5,877,940.32	5,456,203.59	4,915,185.41	4,419,777.44	4,452,887.03	6,275,147.00	5,431,270.86	5,400,637.00	5,217,464.00	5,017,651.00
Other Special Instruction							41,929.00	1,089,229.00	1,210,156.00	982,737.00
Other Instruction	1,381,699.93	1,257,828.16	1,226,057.59	1,049,492.20	1,156,392.28	1,196,443.00	1,081,428.78			
Tuition	3,098,161.55	2,786,056.12	2,418,245.63	3,539,117.17	3,543,258.54	2,887,882.00	2,780,981.81	2,972,124.00	2,533,108.00	2,312,608.00
Support Services:										
Student and Instruction Related Services	7,601,334.76	7,430,945.92	7,344,382.55	6,604,953.50	5,908,027.59	5,960,220.00	5,915,309.71	4,777,398.00	4,873,875.00	4,797,050.00
School Administrative Services	1,892,818.65	2,021,756.44	1,953,493.96	1,854,941.17	1,820,493.56	1,843,546.00	1,807,143.99	1,818,237.00	1,738,573.00	1,718,630.00
Other Administrative Services	2,115,438.23	1,914,444.71	1,736,849.45	1,707,852.49	1,848,822.49	1,329,853.00	1,945,149.36	1,249,566.00	1,243,238.00	1,247,313.00
Plant Operations and Maintenance	5,039,767.46	4,520,054.48	4,714,863.10	3,799,733.81	4,132,491.17	4,060,919.00	3,644,297.76	4,372,561.00	4,310,933.00	4,262,396.00
Pupil Transportation	4,590,564.00	4,807,185.75	3,412,291.96	2,111,063.64	2,978,097.51	3,085,598.00	3,151,180.85	2,896,249.00	3,478,386.00	2,820,476.00
Business and Other Support						491,515.00		480,366.00	459,512.00	473,976.00
Unallocated Benefits	9,193,769.73	8,178,050.05	7,806,287.58	7,218,061.64	6,882,653.26	6,433,628.00	6,760,443.67	6,769,119.00	6,518,130.00	6,029,288.00
Reimbursed TPAF Pension and Social Security	12,666,690.18	11,989,901.80	11,667,988.82	9,093,430.13	7,363,965.57	7,086,479.00	6,057,670.22	5,260,316.00	4,562,280.00	3,879,987.00
Transfer to Charter Schools	76,187.00	106,752.00	78,015.00	62,123.00	82,389.00	80,635.00	163,342.00			
Debt Service:										
Principal	680,000.00	650,000.00	620,000.00	595,000.00	575,000.00	789,165.00	681,012.28	463,000.00		
Interest and Other Charges	301,375.00	334,005.56	333,274.32	345,175.00	356,675.00	377,993.00	377,675.00	397,253.00	379,411.00	
Capital Outlay	6,659,745.41	2,258,841.56	1,302,034.26	369,874.53	151,743.05	401,782.00	1,104,278.31	9,463,348.00	9,015,584.00	1,058,005.00
Total Expenditures	81,250,751.09	73,377,829.47	68,491,343.83	60,194,475.01	58,044,845.53	57,226,490.00	56,011,685.99	62,445,431.00	59,715,682.00	48,775,663.00
Excess (Deficiency) of Revenues Over (Under) Expenditures	<u>(8,216,710.01)</u>	<u>(3,179,081.15)</u>	<u>657,327.15</u>	<u>3,929,549.06</u>	<u>1,103,379.63</u>	<u>222,170.00</u>	<u>(1,704,382.16)</u>	<u>(8,836,594.00)</u>	<u>(8,358,056.00)</u>	<u>51,762.00</u>
OTHER FINANCING SOURCES (USES):										
Miscellaneous / Other								(137,573.00)	(97,508.00)	(28,939.00)
Cancellation of Prior Year's Receivables								(23,554.00)	(25,553.00)	
Proceeds from Financed Purchase Liability	4,441,343.09	1,072,000.00	1,110,000.00		529,065.66				4,100,000.00	
Proceeds from Lease Liability		583,790.84								
Total Other Financing Sources (Uses)	4,441,343.09	1,655,790.84	1,110,000.00	-	529,065.66	-	-	(161,127.00)	3,976,939.00	(28,939.00)
Net Change in Fund Balances	\$ (3,775,366.92)	\$ (1,523,290.31)	\$ 1,767,327.15	\$ 3,929,549.06	\$ 1,632,445.29	\$ 222,170.00	\$ (1,704,382.16)	\$ (8,997,721.00)	\$ (4,381,117.00)	\$ 22,823.00
Debt Service as a Percentage of Non-capital Expenditures	1.32%	1.38%	1.42%	1.57%	1.61%	2.05%	1.93%	1.62%	0.75%	0%

Source: Exhibit B-2

For the fiscal year ended June 30, 2022, the School District adopted GASBS No. 84, which required the School District to report several funds that were previously reported as fiduciary fund type as governmental activities and governmental fund type. Balances prior to June 30, 2022 are shown as originally reported and have not been restated for this adoption.

TOWNSHIP OF WEST DEPTFORD SCHOOL DISTRICT
General Fund - Other Local Revenue by Source
Last Ten Fiscal Years (Modified Accrual Basis of Accounting)
(Unaudited)

	Fiscal Year Ended June 30,									
	<u>2024</u>	<u>2023</u>	<u>2022</u>	<u>2021</u>	<u>2020</u>	<u>2019</u>	<u>2018</u>	<u>2017</u>	<u>2016</u>	<u>2015</u>
Interest on Deposits	\$ 189,944.31	\$ 21,129.41	\$ 4,176.48	\$ 3,629.60	\$ 61,733.75	\$ 80,143.00	\$ 49,842.27	\$ 14,221.00	\$ 4,950.00	\$ 719.00
Insurance Dividends / Legal Claims				10,268.06			24,263.00			
Rental of Facilities			16,350.00	10,806.45		9,196.00			4,792.00	10,525.00
Sale of Assets	18,607.46	4,722.00								
Rebates (E-Rate)		55,586.34	57,635.22	57,635.22	58,712.88	60,806.00	69,584.62	87,877.00	137,787.00	65,939.00
Rebates (HP)						69,096.00	56,482.00			
Athletic Fees			9,253.09	3,285.00	24,926.00	18,000.00	19,573.00	20,288.00	18,427.00	17,641.00
Activities Fees					28,560.00					
Shared Service Agreement	156,403.00	17,838.80	153,943.00	131,706.00	130,371.00	129,062.00	127,778.00	126,520.00		
Refund Prior Year Expenditures	36,418.57	106,136.31	44,869.25	36,658.66	76,610.08	42,864.00	70,016.32	59,033.00	24,980.00	396,166.00
Workers Compensation Salary Refunds		22,598.42		10,577.33	18,564.40					
Computer Refunds/Fees	22,796.35	16,270.00	12,314.00	14,141.31						
SHIF Dividends			284,783.65							
Voided Checks			29,763.26	114,821.71						
Insurance Refunds		6,003.00								
Miscellaneous	206.90	4,272.68	27,999.27	45,753.62	10,887.93	72,784.00	8,941.05	110,670.00	105,554.00	482,149.00
Total Miscellaneous Revenues	\$ 424,376.59	\$ 254,556.96	\$ 641,087.22	\$ 439,282.96	\$ 410,366.04	\$ 481,951.00	\$ 426,480.26	\$ 418,609.00	\$ 296,490.00	\$ 973,139.00

Source: District Records

Revenue Capacity Information

Revenue capacity information is intended to assist users in understanding and assessing the factors affecting the School District's ability to generate revenues. Please refer to the following exhibits for a historical view of these factors and how they relate to the School District's ability to generate revenues.

TOWNSHIP OF WEST DEPTFORD SCHOOL DISTRICT
Assessed Value and Actual Value of Taxable Property
Last Ten Fiscal Years
(Unaudited)

<u>Year Ended Dec. 31</u>	<u>Vacant Land</u>	<u>Residential</u>	<u>Farm</u>	<u>Commercial</u>	<u>Industrial</u>	<u>Apartment</u>	<u>Total Assessed Value</u>	<u>Public Utilities (1)</u>	<u>Net Valuation Taxable</u>	<u>Tax-Exempt Property</u>	<u>Estimated Actual (County Equalized) Value</u>	<u>Total Direct School Tax Rate (2)</u>
2024	\$ 57,364,900.00	\$ 1,364,663,500.00	\$ 3,488,500.00	\$ 348,563,100.00	\$ 453,338,600.00	\$ 80,153,900.00	\$ 2,307,572,500.00	\$ -	\$ 2,307,572,500.00	\$ 297,949,300.00	\$ 3,366,023,637.00	\$ 1.679
2023	76,711,200.00	1,351,514,300.00	3,474,400.00	371,364,400.00	352,200,900.00	80,153,900.00	2,235,419,100.00	4,260,030.00	2,239,679,130.00	345,889,400.00	2,837,350,586.00	1.674
2022	74,942,200.00	1,344,652,400.00	3,684,600.00	374,654,500.00	343,510,200.00	80,153,900.00	2,221,597,800.00	4,699,328.00	2,226,297,128.00	348,105,900.00	2,530,702,632.00	1.651
2021	62,067,900.00	1,342,855,900.00	3,957,800.00	376,375,800.00	343,686,500.00	80,153,900.00	2,209,097,800.00	4,841,403.00	2,213,939,203.00	345,443,200.00	2,392,413,230.00	1.621
2020	68,646,000.00	1,340,288,900.00	3,484,100.00	373,088,900.00	341,428,900.00	80,153,900.00	2,207,090,700.00	4,752,159.00	2,211,842,859.00	345,747,600.00	2,405,746,005.00	1.605
2019	72,232,000.00	1,337,249,700.00	3,510,700.00	374,015,300.00	334,273,900.00	80,153,900.00	2,201,435,500.00	4,911,196.00	2,206,346,696.00	345,344,900.00	2,257,825,109.00	1.576
2018	70,052,000.00	1,339,925,200.00	3,843,700.00	383,063,600.00	368,370,100.00	80,153,900.00	2,245,408,500.00	4,858,105.00	2,250,266,605.00	297,483,000.00	2,306,073,586.00	1.514
2017	58,803,600.00	1,342,013,600.00	3,889,900.00	385,534,900.00	368,370,100.00	80,153,900.00	2,238,766,000.00	4,998,051.00	2,243,764,051.00	292,736,500.00	2,272,182,488.00	1.483
2016	58,409,800.00	1,342,841,500.00	3,892,300.00	390,656,700.00	367,391,800.00	80,163,900.00	2,243,356,000.00	4,957,928.00	2,248,313,928.00	293,835,000.00	2,263,712,471.00	1.443
2015	60,867,600.00	1,363,458,500.00	4,069,000.00	400,951,800.00	358,869,700.00	80,163,900.00	2,268,380,500.00	5,012,075.00	2,273,392,575.00	294,709,100.00	2,273,392,575.00	1.371

(1) Taxable Value of Machinery, Implements and Equipment of Telephone, Telegraph and Messenger System Companies.

(2) Tax Rates are per \$100.00 of Assessed Valuation.

Source: Gloucester County Board of Taxation

TOWNSHIP OF WEST DEPTFORD SCHOOL DISTRICT
Direct and Overlapping Property Tax Rates
Last Ten Fiscal Years
(Unaudited)

Year Ended <u>Dec. 31</u>	<u>District Direct Rate (1)</u>			<u>Overlapping Rates (1)</u>		
	<u>Basic Rate</u>	<u>General Obligation Debt Service</u>	<u>Total Direct School Tax Rate</u>	<u>Township of West Deptford</u>	<u>Gloucester County</u>	<u>Total Direct and Overlapping Tax Rate</u>
2024	\$ 1.641	\$ 0.038	\$ 1.679	\$ 1.080	\$ 0.733	\$ 3.492
2023	1.636	0.038	1.674	1.060	0.713	3.447
2022	1.621	0.030	1.651	1.055	0.725	3.431
2021	1.584	0.037	1.621	1.053	0.745	3.419
2020	1.568	0.037	1.605	1.044	0.762	3.411
2019	1.540	0.036	1.576	1.045	0.695	3.316
2018	1.480	0.034	1.514	1.008	0.704	3.226
2017	1.452	0.031	1.483	0.988	0.680	3.151
2016	1.443		1.443	0.950	0.670	3.063
2015	1.371		1.371	0.894	0.653	2.918

Source: Municipal Tax Collector

(1) Rate per \$100 of Assessed Value

TOWNSHIP OF WEST DEPTFORD SCHOOL DISTRICT

Principal Property Tax Payers
Current Year and Nine Years Ago
(Unaudited)

<u>Taxpayer</u>	2024			2015		
	<u>Taxable Assessed Value</u>	<u>Rank</u>	<u>% of Total District Net Assessed Value</u>	<u>Taxable Assessed Value</u>	<u>Rank</u>	<u>% of Total District Net Assessed Value</u>
Sunoco	\$ 57,734,500.00	1	2.50%	\$ 106,699,400.00	2	4.69%
GPT BTS Mantua Grove Owner LLC	55,000,000.00	2	2.38%			
Solvay Specialty Polymers USA LLC	43,995,700.00	3	1.91%			
Johnson Matthey, Inc.	28,068,200.00	4	1.22%			
CPI Operations LLC	27,500,000.00	5	1.19%			
Deptford Property Owner LLC	24,322,200.00	6	1.05%			
BCIF Crown Point LC LLC	23,809,200.00	7	1.03%			
SES Gloucester CO Waste Management	22,000,700.00	8	0.95%			
Heather Ridge LLC	22,000,000.00	9	0.95%			
Reep 1250 Forest LLC	21,736,900.00	10	0.94%			
Colonial Pipeline Co				115,927,000.00	1	5.10%
Sunoco Partners Marketing & Terminals				71,299,500.00	3	3.14%
Cobalt Ind. Partners LP				48,264,300.00	4	2.12%
Nustar Asphalt Refining LLC				40,150,900.00	5	1.77%
West Deptford Energy Associates URB				36,863,400.00	6	1.62%
FP Building 17 LLC				14,128,700.00	7	0.62%
FP Building 19 LLC				12,950,000.00	8	0.57%
Coim USA Real Estate, Inc.				11,470,800.00	9	0.50%
Coim USA, Inc.				10,393,700.00	10	0.46%
Total	<u>\$ 326,167,400.00</u>		<u>14.13%</u>	<u>\$ 468,147,700.00</u>		<u>20.59%</u>

Source: County Tax Assessor

TOWNSHIP OF WEST DEPTFORD SCHOOL DISTRICT
Property Tax Levies and Collections
Last Ten Fiscal Years
(Unaudited)

<u>Fiscal Year Ended June 30,</u>	<u>School District Taxes Levied for the Fiscal Year</u>	<u>Collected within the Fiscal Year of the Levy (1)</u>		<u>Collections in Subsequent Years</u>
		<u>Amount</u>	<u>Percentage of Levy</u>	
2024	\$ 37,479,621.00	\$ 37,479,621.00	100.00%	-
2023	36,752,295.00	36,752,295.00	100.00%	-
2022	35,867,913.00	35,867,913.00	100.00%	-
2021	35,500,265.00	35,500,265.00	100.00%	-
2020	34,761,375.00	34,761,375.00	100.00%	-
2019	34,078,504.00	34,078,504.00	100.00%	-
2018	32,440,669.00	32,440,669.00	100.00%	-
2017	31,178,991.00	31,178,991.00	100.00%	-
2016	30,060,265.00	30,060,265.00	100.00%	-
2015	28,346,358.00	28,346,358.00	100.00%	-

(1) School taxes are collected by the Municipal Tax Collector. Under New Jersey State Statute, a municipality is required to remit to the school district the entire property tax balance, in the amount voted upon or certified prior to the end of the school year.

Source: District Records

Debt Capacity Information

Debt capacity information is intended to assist users in understanding and assessing the School District's debt burden and its ability to issue additional debt. Please refer to the following exhibits for a historical view of the School District's outstanding debt and its debt capacity.

TOWNSHIP OF WEST DEPTFORD SCHOOL DISTRICT
Ratios of Outstanding Debt by Type
Last Ten Fiscal Years
(Unaudited)

Fiscal Year Ended <u>June 30,</u>	<u>Governmental Activities</u>				Percentage of Personal Income (2)	<u>Per Capita</u>
	<u>General Obligation Bonds (1)</u>	<u>Leases**</u>	<u>Financed Purchases</u>	<u>Total District</u>		
2024	\$ 9,175,000.00	\$ 381,023.40	\$ 7,594,601.90	\$ 17,150,625.30	Unavailable	Unavailable
2023	9,855,000.00	495,446.94	4,441,871.74	14,792,318.68	Unavailable	658.26 (4)
2022	10,505,000.00	672,252.07	3,977,891.41	15,155,143.48	1.08%	676.18 (4)
2021	11,125,000.00	-	3,457,748.25	14,582,748.25	1.04%	649.19 (4)
2020	11,720,000.00	-	3,826,271.55	15,546,271.55	1.22%	739.66 (3)
2019	12,295,000.00	-	3,790,540.40	16,085,540.40	1.36%	766.71 (3)
2018	12,845,000.00	-	4,474,638.79	17,319,638.79	1.50%	821.93 (3)
2017	13,345,000.00	-	4,100,000.00	17,445,000.00	1.64%	821.02 (3)
2016	13,808,000.00	-	4,100,000.00	17,908,000.00	1.68%	840.67 (3)
2015	13,808,000.00	-	-	13,808,000.00	1.32%	645.66 (3)

** Amounts include leases as defined in Governmental Accounting Standards Board Statement No. 87, Leases.

Sources:

- (1) District Records
- (2) Personal income has been estimated based upon the municipal population and per capita personal income.
- (3) Per capita personal income by county-estimated based upon the 2010 Census published
- (4) Per capita personal income by county-estimated based upon the 2020 Census published

TOWNSHIP OF WEST DEPTFORD SCHOOL DISTRICT

Ratios of Net General Bonded Debt Outstanding

Last Ten Fiscal Years

(Unaudited)

Fiscal Year Ended June 30.	General Bonded Debt Outstanding			Percentage of Net Assessed Valuation Taxable (2)	Per Capita (3)
	General Obligation Bonds	Deductions	Net General Bonded Debt Outstanding (1)		
2024	\$ 9,175,000.00	\$ -	\$ 9,175,000.00	0.40%	N/A
2023	9,855,000.00	-	9,855,000.00	0.44%	\$ 438.55
2022	10,505,000.00	-	10,505,000.00	0.47%	468.70
2021	11,125,000.00	-	11,125,000.00	0.50%	495.26
2020	11,720,000.00	-	11,720,000.00	0.53%	557.62
2019	12,295,000.00	-	12,295,000.00	0.56%	586.03
2018	12,845,000.00	-	12,845,000.00	0.57%	609.58
2017	13,345,000.00	-	13,345,000.00	0.59%	628.06
2016	13,808,000.00	-	13,808,000.00	0.61%	648.20
2015	13,808,000.00	-	13,808,000.00	0.61%	645.66

Sources:

(1) District Records

(2) Net Assessed Valuation provided by Abstract of Ratables, County Board of Taxation.

(3) Per Capita calculation based upon population information provided by the NJ Dept. of Labor and Workforce Development.

TOWNSHIP OF WEST DEPTFORD SCHOOL DISTRICT
Direct and Overlapping Governmental Activities Debt
As of December 31, 2023
(Unaudited)

	<u>Gross Debt</u>	<u>Deductions</u>	<u>Statutory Net Debt Outstanding</u>	<u>Net Debt Outstanding Allocated to West Deptford Township</u>
Municipal Debt: (1)				
West Deptford Township Local School District	\$ 9,855,000.00	\$ 9,855,000.00		
West Deptford Utilities	19,027,639.48	19,027,639.48		
West Deptford Township	<u>70,996,578.75</u>	<u>16,543,687.99</u>	<u>\$ 54,452,890.76</u>	<u>\$ 54,452,890.76</u>
	<u>99,879,218.23</u>	<u>45,426,327.47</u>	<u>54,452,890.76</u>	<u>54,452,890.76</u>
Overlapping Debt Apportioned to the Municipality:				
County of Gloucester: (2)				
General:				
Bonds	224,530,000.00	17,263,364.00 (3)	207,266,636.00	17,675,408.73 (5)
Bonds Issued by Other Public Bodies Guaranteed by the County	<u>110,308,418.00</u>	<u>110,308,418.00 (4)</u>		
	<u>334,838,418.00</u>	<u>127,571,782.00</u>	<u>207,266,636.00</u>	<u>17,675,408.73</u>
	<u>\$ 434,717,636.23</u>	<u>\$ 172,998,109.47</u>	<u>\$ 261,719,526.76</u>	<u>\$ 72,128,299.49</u>

Sources:

- (1) 2023 Annual Debt Statement
- (2) County's 2023 Annual Debt Statement
- (3) Includes Reserve for Payment of Debt and County College Bonds.
- (4) Deductible in accordance with N.J.S. 40:37A-80.
- (5) Such debt is allocated as a proportion of the Township's share of the total 2023 Equalized Value, which is 8.53%.
The source for this computation was the 2023 Table of Equalized Valuations, which is supplied by the New Jersey Division of Taxation.

TOWNSHIP OF WEST DEPTFORD SCHOOL DISTRICT
 Legal Debt Margin Information
 Last Ten Fiscal Years
 (Unaudited)

Legal Debt Margin Calculation for Fiscal Year 2024

Equalized Valuation Basis (1):	
2023	\$3,246,324,572.00
2022	2,802,217,205.00
2021	<u>2,498,979,412.00</u>
[A]	<u>\$8,547,521,189.00</u>
Average Equalized Valuation of Taxable Property	[A/3] <u>\$2,849,173,729.67</u>
Debt Limit (4% of Average Equalization Value) (2)	[B] \$ 113,966,949.19
Total Net Debt Applicable to Limit (3)	[C] <u>9,175,000.00</u>
Legal Debt Margin	[B-C] <u>\$ 104,791,949.19</u>

	Fiscal Year Ended June 30,									
	<u>2024</u>	<u>2023</u>	<u>2022</u>	<u>2021</u>	<u>2020</u>	<u>2019</u>	<u>2018</u>	<u>2017</u>	<u>2016</u>	<u>2015</u>
Debt Limit	\$113,966,949.19	\$102,482,790.13	\$ 97,045,577.48	\$ 94,363,162.67	\$ 93,153,497.61	\$ 79,598,693.00	\$ 90,969,934.83	\$ 79,681,833.00	\$ 81,077,051.00	\$ 83,772,180.00
Total Net Debt Applicable to Limit (3)	<u>9,175,000.00</u>	<u>9,855,000.00</u>	<u>10,505,000.00</u>	<u>11,125,000.00</u>	<u>11,720,000.00</u>	<u>12,295,000.00</u>	<u>12,845,000.00</u>	<u>13,345,000.00</u>	<u>13,808,000.00</u>	<u>13,808,000.00</u>
Legal Debt Margin	<u>\$104,791,949.19</u>	<u>\$ 92,627,790.13</u>	<u>\$ 86,540,577.48</u>	<u>\$ 83,238,162.67</u>	<u>\$ 81,433,497.61</u>	<u>\$ 67,303,693.00</u>	<u>\$ 78,124,934.83</u>	<u>\$ 66,336,833.00</u>	<u>\$ 67,269,051.00</u>	<u>\$ 69,964,180.00</u>
Total Net Debt Applicable to the Limit as a Percentage of Debt Limit	8.05%	9.62%	10.82%	11.79%	12.58%	15.45%	14.12%	16.75%	17.03%	16.48%

Sources:

- (1) Equalized valuation bases were provided by the Annual Report of the State of New Jersey, Department of Treasury, Division of Taxation.
 (2) Limit set by NJSA 18A:24-19 for a K through 12 district.
 (3) District Records

Demographic and Economic Information

Demographic and economic information is intended (1) to assist users in understanding the socioeconomic environment within which the School District operates and (2) to provide information that facilitates comparisons of financial statement information over time and among school districts. Please refer to the following exhibits for a historical view of the demographic and economic statistics and factors prevalent in the location in which the School District operates.

TOWNSHIP OF WEST DEPTFORD SCHOOL DISTRICT
Demographic and Economic Statistics
Last Ten Fiscal Years
(Unaudited)

<u>Year</u>	<u>Population (1)</u>	<u>Personal Income (2)</u>	<u>Per Capita Personal Income (3)</u>	<u>Unemployment Rate (4)</u>
2024	N/A	Unavailable	Unavailable	4.4%
2023	22,472	Unavailable	Unavailable	3.7%
2022	22,413	\$ 1,398,683,265.00	\$ 62,405.00	6.0%
2021	22,463	1,405,128,039.00	62,553.00	9.0%
2020	21,018	1,269,192,948.00	60,386.00	3.5%
2019	20,980	1,185,349,020.00	56,499.00	3.5%
2018	21,072	1,153,586,640.00	54,745.00	4.1%
2017	21,248	1,062,527,488.00	50,006.00	4.6%
2016	21,302	1,065,227,812.00	50,006.00	4.8%
2015	21,386	1,047,571,824.00	48,984.00	6.0%

Sources:

- (1) Population information provided by the NJ Dept. of Labor and Workforce Development
- (2) Personal income has been estimated based upon the municipal population and per capita
- (3) Per Capita personal income by county-estimated based upon the 2020 Census published
- (4) Unemployment data provided by the NJ Dept. of Labor and Workforce Development

TOWNSHIP OF WEST DEPTFORD SCHOOL DISTRICT
Principal Employers
Previous Year and Nine Years Ago
(Unaudited)

<u>Employer</u>	<u>2024</u>			<u>2015</u>		
	<u>Employees</u>	<u>Rank</u>	<u>Percentage of Total Employment</u>	<u>Employees</u>	<u>Rank</u>	<u>Percentage of Total Employment</u>
Rowan University	3,500	1	N/A	1,483	4	N/A
Inspira Health	2,000	2	N/A	1,825	1	N/A
Walmart - Turnersville	1,500	3	N/A			
Washington Township School District	1,495	4	N/A	1,631	3	N/A
ShopRite	575	8	N/A	1,675	2	N/A
County of Gloucester	1,200	5	N/A	1,398	5	N/A
Monroe Township School District	912	6	N/A	807	7	N/A
Jefferson Health	670	7	N/A			
Aryzta LaBrea Bakery Inc.	500	9	N/A			
Keller Williams Realty	500	10	N/A			
Missa Bay				950	6	N/A
U.S. Foodservices				725	8	N/A
Exxon Mobil Research Development				540	9	N/A
LaBrea Bakery				525	10	N/A
	<u>12,852</u>			<u>11,559</u>		

Source: Gloucester County Department of Economic Development and Employer Directly

Note - The information is for the County of Gloucester, information at the municipal level is not readily available.

N/A - Information not available

Operating Information

Operating information is intended to provide contextual information about the School District's operations and resources to assist readers in using financial statement information to understand and assess the School District's economic condition. Please refer to the following exhibits for a historical view of the factors and statistics pertinent to the School District's operations.

TOWNSHIP OF WEST DEPTFORD SCHOOL DISTRICT
 Full-time Equivalent District Employees by Function/Program
 Last Ten Fiscal Years
 (Unaudited)

Function/Program	Fiscal Year Ended June 30,									
	2024	2023	2022	2021	2020	2019	2018	2017	2016	2015
Instruction:										
Regular & Special Education	270	266	271	264	261	260	266	204	202	208
Other Instruction	77	76	88	81	38	38	69	38	38	37
Support Services:										
General Administrative Services	5	5	5	4	4	4	5	4	4	4
School Administrative Services	28	29	27	28	23	23	23	25	25	25
Business Administrative Services	11	11	11	10	12	12	12	11	11	11
Plant Operations & Maintenance	36	37	34	32	34	34	34	32	33	33
Pupil Transportation	55	29	32	5	5	5	5	4	4	3
Food Service	1	2	2	26	29	32	34	27	27	27
Young Eagles Program	11	11	11	11	24	19	16	9	10	9
Total	<u>494</u>	<u>466</u>	<u>481</u>	<u>461</u>	<u>430</u>	<u>427</u>	<u>464</u>	<u>354</u>	<u>354</u>	<u>357</u>

Source: District Records

TOWNSHIP OF WEST DEPTFORD SCHOOL DISTRICT
Operating Statistics
Last Ten Fiscal Years
(Unaudited)

Fiscal Year Ended June 30.	Resident Enrollment	Operating Expenditures	Cost Per Pupil	Percentage Change	Teaching Staff	Pupil / Teacher Ratio			Average Daily Enrollment (ADE)	Average Daily Attendance (ADA)	% Change in Average Daily Enrollment	Student Attendance Percentage
						Elementary	Middle School	High School				
2024	2,803	\$ 73,609,630.68	\$ 26,261.02	4.80%	270	11.06	10.00	9.84	2,779	2,612	-1.00%	93.99%
2023	2,799	70,134,982.35	25,057.16	8.35%	266	11.16	10.17	10.03	2,807	2,613	-1.78%	93.09%
2022	2,864	66,236,035.25	23,127.11	11.70%	269	11.10	10.70	9.98	2,858	2,665	-0.45%	93.25%
2021	2,844	58,884,425.48	20,704.79	7.12%	264	11.06	10.44	10.74	2,871	2,755	-2.28%	95.95%
2020	2,947	56,961,427.48	19,328.61	2.98%	244	14.69	8.70	11.96	2,938	2,835	N/A	96.49%
2019	2,872	53,904,997.00	18,769.15	2.54%	261	N/A	N/A	N/A	N/A	N/A	N/A	N/A
2018	2,942	53,848,720.00	18,303.44	5.92%	265	12.05	11.88	11.30	2,942	2,777	1.00%	94.39%
2017	2,954	51,045,056.00	17,279.98	2.20%	235	11.37	13.05	11.87	2,913	2,772	-1.28%	95.18%
2016	2,913	49,251,740.00	16,907.57	8.91%	235	12.94	12.41	12.28	2,951	2,805	-2.16%	95.06%
2015	3,013	46,774,432.00	15,524.21	8.03%	237	12.09	13.40	12.20	3,016	2,863	-0.35%	94.93%

Sources: District Records

TOWNSHIP OF WEST DEPTFORD SCHOOL DISTRICT
School Building Information
Last Ten Fiscal Years
(Unaudited)

	Fiscal Year Ended June 30,									
	<u>2024</u>	<u>2023</u>	<u>2022</u>	<u>2021</u>	<u>2020</u>	<u>2019</u>	<u>2018</u>	<u>2017</u>	<u>2016</u>	<u>2015</u>
<u>District Building</u>										
Elementary Schools:										
Green-Fields Elementary										
Square Feet	42,021	42,021	42,021	42,021	42,021	42,021	42,021	42,021	42,021	42,021
Capacity (students)	595	595	595	595	595	595	595	595	336	336
Enrollment	478	496	480	465	527	488	498	511	511	520
Oakview Elementary										
Square Feet	49,764	49,764	49,764	49,761	49,761	49,761	49,761	49,761	49,761	41,405
Capacity (students)	486	486	486	486	486	486	486	486	437	331
Enrollment	465	414	409	431	437	358	365	319	319	338
Red Bank Elementary										
Square Feet	34,358	34,358	34,358	34,358	34,358	35,358	34,358	34,358	34,358	34,358
Capacity (students)	297	297	297	297	297	297	297	297	274	274
Enrollment	252	273	310	258	266	253	235	244	244	294
Middle School:										
West Deptford Middle School										
Square Feet	120,064	120,064	120,064	120,064	120,064	120,064	120,064	120,064	120,064	120,064
Capacity (students)	976	976	976	976	976	976	976	976	913	913
Enrollment	860	844	867	867	871	900	900	943	943	979
High School:										
West Deptford High School										
Square Feet	145,974	145,974	145,974	145,974	145,974	145,974	145,974	145,974	145,974	145,974
Capacity (students)	1,081	1,081	1,081	1,081	1,081	1,081	1,081	1,081	873	873
Enrollment	748	772	798	856	846	873	873	933	933	915

Number of Schools at June 30, 2024

Elementary School = 3

Middle School = 1

High School = 1

Source: District Records

TOWNSHIP OF WEST DEPTFORD SCHOOL DISTRICT
Schedule of Required Maintenance
Last Ten Fiscal Years
(Unaudited)

UNDISTRIBUTED EXPENDITURES - REQUIRED MAINTENANCE FOR SCHOOL FACILITIES (11-000-261-XXX)

School Facilities*	Fiscal Year Ended June 30,									
	2024	2023	2022	2021	2020	2019	2018	2017	2016	2015
West Deptford High School	\$ 276,223.01	\$ 324,178.21	\$ 249,128.80	\$ 146,364.60	\$ 157,155.30	\$ 140,255.00	\$ 116,064.00	\$ 154,844.00	\$ 201,992.00	\$ 242,673.00
West Deptford Middle School	227,202.10	203,104.04	307,937.36	67,600.41	72,371.15	79,953.00	66,163.00	74,242.00	102,893.00	68,372.00
Green-Fields Elementary	128,044.22	121,299.65	109,352.05	34,849.65	62,500.42	48,945.00	40,503.00	48,915.00	51,900.00	62,469.00
Oakview Elementary	111,255.55	107,385.56	106,638.76	26,031.56	64,786.27	52,099.00	43,113.00	64,731.00	38,605.00	44,558.00
Red Bank Elementary	86,882.40	81,878.15	65,318.93	21,053.79	33,744.92	27,379.00	22,657.00	36,627.00	31,816.00	50,442.00
CST Building				663.00	1,652.74	4,936.00	4,085.00	1,371.00	2,250.00	1,119.00
Other	169,590.86	45,406.92	167,067.32							
Total School Facilities	<u>\$ 999,198.14</u>	<u>\$ 883,252.53</u>	<u>\$ 1,005,443.22</u>	<u>\$ 296,563.01</u>	<u>\$ 392,210.80</u>	<u>\$ 353,567.00</u>	<u>\$ 292,585.00</u>	<u>\$ 380,730.00</u>	<u>\$ 429,456.00</u>	<u>\$ 469,633.00</u>

* School Facilities as defined under EFCFA. (N.J.A.C. 6A:26-1.2 and N.J.A.C. 6A:26A-1.3)

Source: District Records

TOWNSHIP OF WEST DEPTFORD SCHOOL DISTRICT

Insurance Schedule

June 30, 2024

(Unaudited)

	<u>Coverage</u>	<u>Deductible</u>
New Jersey Schools Insurance Group		
Educational Risk and Insurance Consortium - South		
School Package Policy:		
Property	\$ 350,000,000.00	\$ 1,000.00
Electronic Data Processing	350,000,000.00	1,000.00
Equipment Breakdown	100,000,000.00	25,000.00
Crime:		
Public Employee Dishonesty with Faithful Performance	250,000.00	1,000.00
Forgery or Alteration	250,000.00	1,000.00
Theft, Disappearance and Destruction	25,000.00	500.00
Money Orders & Counterfeit Paper Currency	25,000.00	500.00
Computer Fraud	250,000.00	1,000.00
Comprehensive General Liability	16,000,000.00	
Automobile	16,000,000.00	1,000.00
Workers' Compensation	Statutory	
Selective Insurance Company		
Surety Bond:		
School Business Administrator	500,000.00	
Zurich American Insurance Company		
Student Accident Coverage	5,000,000.00	

Source: District Records

SINGLE AUDIT SECTION

Exhibit K-1

**REPORT ON INTERNAL CONTROL OVER FINANCIAL REPORTING AND ON COMPLIANCE AND
OTHER MATTERS BASED ON AN AUDIT OF FINANCIAL STATEMENTS PERFORMED IN
ACCORDANCE WITH GOVERNMENT AUDITING STANDARDS**

INDEPENDENT AUDITOR'S REPORT

The Honorable President and
Members of the Board of Education
Township of West Deptford School District
West Deptford, New Jersey 08066

We have audited, in accordance with the auditing standards generally accepted in the United States of America, the standards applicable to financial statement audits contained in *Government Auditing Standards* issued by the Comptroller General of the United States, and audit requirements as prescribed by the Office of School Finance, Department of Education, State of New Jersey, the financial statements of the governmental activities, the business-type activities, and each major fund of the Township of West Deptford School District, in the County of Gloucester, State of New Jersey, as of and for the fiscal year ended June 30, 2024, and the related notes to the financial statements, which collectively comprise the School District's basic financial statements, and have issued our report thereon dated January 3, 2025.

Report on Internal Control Over Financial Reporting

In planning and performing our audit of the financial statements, we considered the Township of West Deptford School District's internal control over financial reporting (internal control) as a basis for designing audit procedures that are appropriate in the circumstances for the purpose of expressing our opinions on the financial statements, but not for the purpose of expressing an opinion on the effectiveness of the School District's internal control. Accordingly, we do not express an opinion on the effectiveness of the Township of West Deptford School District's internal control.

A deficiency in internal control exists when the design or operation of a control does not allow management or employees, in the normal course of performing their assigned functions, to prevent, or detect and correct, misstatements on a timely basis. A *material weakness* is a deficiency, or combination of deficiencies, in internal control, such that there is a reasonable possibility that a material misstatement of the entity's financial statements will not be prevented, or detected and corrected, on a timely basis. A *significant deficiency* is a deficiency, or a combination of deficiencies, in internal control that is less severe than a material weakness, yet important enough to merit attention by those charged with governance.

Our consideration of internal control was for the limited purpose described in the first paragraph of this section and was not designed to identify all deficiencies in internal control that might be material weaknesses or significant deficiencies. Given these limitations, during our audit we did not identify any deficiencies in internal control that we consider to be material weaknesses. However, material weaknesses or significant deficiencies may exist that were not identified.

Report on Compliance and Other Matters

As part of obtaining reasonable assurance about whether the Township of West Deptford School District's financial statements are free from material misstatement, we performed tests of its compliance with certain provisions of laws, regulations, contracts, and grant agreements, noncompliance with which could have a direct and material effect on the financial statements. However, providing an opinion on compliance with those provisions was not an objective of our audit, and accordingly, we do not express such an opinion. The results of our tests disclosed an instance of noncompliance or other matter that is required to be reported under *Government Auditing Standards* and audit requirements as prescribed by the Office of School Finance, Department of Education, State of New Jersey, and which are described in the accompanying *Schedule of Findings and Questioned Costs* and *Independent Auditor's Management Report on Administrative Findings - Financial, Compliance and Performance as Finding No. 2024-001*.


The Township of West Deptford School District's Response to Findings

Government Auditing Standards requires the auditor to perform limited procedures on the School District's response to the findings identified in our audit and described in the accompanying *Schedule of Findings and Questioned Costs*. The School District's response was not subjected to the other auditing procedures applied in the audit of the financial statements and, accordingly, we express no opinion on the response.


Purpose of this Report

The purpose of this report is solely to describe the scope of our testing of internal control and compliance and the results of that testing, and not to provide an opinion on the effectiveness of the entity's internal control or on compliance. This report is an integral part of an audit performed in accordance with *Government Auditing Standards* and audit requirements as prescribed by the Office of School Finance, Department of Education, State of New Jersey, and federal and state awarding agencies and pass-through entities, in considering the entity's internal control and compliance. Accordingly, this communication is not suitable for any other purpose.

Respectfully submitted,



BOWMAN & COMPANY LLP
Certified Public Accountants
& Consultants



Carol A. McAllister
Certified Public Accountant
Public School Accountant No. CS 238400

Voorhees, New Jersey
January 3, 2025

Exhibit K-2**REPORT ON COMPLIANCE FOR EACH MAJOR PROGRAM AND REPORT ON INTERNAL CONTROL
OVER COMPLIANCE REQUIRED BY THE UNIFORM GUIDANCE AND
STATE OF NEW JERSEY CIRCULAR 15-08-OMB****INDEPENDENT AUDITOR'S REPORT**

The Honorable President and
Members of the Board of Education
Township of West Deptford School District
West Deptford, New Jersey 08066

Report on Compliance for Each Major Federal and State Program***Opinion on Each Major Federal and State Program***

We have audited the Township of West Deptford School District's, in the County of Gloucester, State of New Jersey, compliance with the types of compliance requirements identified as subject to audit in the *OMB Compliance Supplement* and the *New Jersey State Grant Compliance Supplement* that could have a direct and material effect on each of the School District's major federal and state programs for the fiscal year ended June 30, 2024. The School District's major federal and state programs are identified in the *Summary of Auditor's Results* section of the accompanying *Schedule of Findings and Questioned Costs*.

In our opinion, the Township of West Deptford School District, in the County of Gloucester, State of New Jersey, complied, in all material respects, with the compliance requirements referred to above that could have a direct and material effect on each of its major federal and state programs for the fiscal year ended June 30, 2024.

Basis for Opinion on Each Major Federal and State Program

We conducted our audit of compliance in accordance with auditing standards generally accepted in the United States of America; the standards applicable to financial audits contained in *Government Auditing Standards* issued by the Comptroller General of the United States; audit requirements as prescribed by the Office of School Finance, Department of Education, State of New Jersey; the audit requirements of Title 2 U.S. *Code of Federal Regulations* Part 200, *Uniform Administrative Requirements, Cost Principles, and Audit Requirements for Federal Awards* (Uniform Guidance); and State of New Jersey Circular 15-08-OMB, *Single Audit Policy for Recipients of Federal Grants, State Grants and State Aid*. Our responsibilities under those standards, the Uniform Guidance, and State of New Jersey Circular 15-08-OMB, are further described in the *Auditor's Responsibilities for the Audit of Compliance* section of our report.

We are required to be independent of the School District and to meet our other ethical responsibilities, in accordance with relevant ethical requirements relating to our audit. We believe that the audit evidence we have obtained is sufficient and appropriate to provide a basis for our opinion on compliance for each major federal and state program. Our audit does not provide a legal determination of the School District's compliance with the compliance requirements referred to above.

Responsibilities of Management for Compliance

Management is responsible for compliance with the requirements referred to above and for the design, implementation, and maintenance of effective internal control over compliance with the requirements of laws, statutes, regulations, rules and provisions of contracts or grant agreements applicable to the School District's federal and state programs.

Auditor's Responsibilities for the Audit of Compliance

Our objectives are to obtain reasonable assurance about whether material noncompliance with the compliance requirements referred to above occurred, whether due to fraud or error, and express an opinion on the School District's compliance based on our audit. Reasonable assurance is a high level of assurance but is not absolute assurance and therefore is not a guarantee that an audit conducted in accordance with auditing standards generally accepted in the United States of America; *Government Auditing Standards*; the Office of School Finance, Department of Education, State of New Jersey; Uniform Guidance; and State of New Jersey Circular 15-08-OMB, will always detect material noncompliance when it exists. The risk of not detecting material noncompliance resulting from fraud is higher than for that resulting from error, as fraud may involve collusion, forgery, intentional omissions, misrepresentations, or the override of internal control. Noncompliance with the compliance requirements referred to above is considered material, if there is a substantial likelihood that, individually or in the aggregate, it would influence the judgement made by a reasonable user of the report on compliance about the School District's compliance with the requirements of each major federal and state program as a whole.

In performing an audit in accordance with auditing standards generally accepted in the United States of America, *Government Auditing Standards*, the Uniform Guidance, and State of New Jersey Circular 15-08-OMB, we:

- Exercise professional judgment and maintain professional skepticism throughout the audit.
- Identify and assess the risks of material noncompliance, whether due to fraud or error, and design and perform audit procedures responsive to those risks. Such procedures include examining, on a test basis, evidence regarding the School District's compliance with the compliance requirements referred to above and performing such other procedures as we considered necessary in the circumstances.
- Obtain an understanding of the School District's internal control over compliance relevant to the audit in order to design audit procedures that are appropriate in the circumstances and to test and report on internal control over compliance in accordance with the Uniform Guidance and State of New Jersey Circular 15-08-OMB, but not for the purpose of expressing an opinion on the effectiveness of the School District's internal control over compliance. Accordingly, no such opinion is expressed.

We are required to communicate with those charged with governance regarding, among other matters, the planned scope and timing of the audit and any significant deficiencies and material weaknesses in internal control over compliance that we identified during the audit.

Other Matters

The results of our auditing procedures disclosed an instance of noncompliance which is required to be reported in accordance with New Jersey Circular 15-08-OMB and which is described in the accompanying *Schedule of Findings and Questioned Costs* and *Independent Auditor's Management Report on Administrative Findings - Financial, Compliance and Performance* as *Finding No. 2024-002*. Our opinion on each major state program is not modified with respect to this matter.

Government Auditing Standards requires the auditor to perform limited procedures on the Township of West Deptford School District's response to the noncompliance findings identified in our audit described in the accompanying *Schedule of Findings and Questioned Costs*. The School District's response was not subjected to the other auditing procedures applied in the audit of compliance and, accordingly, we express no opinion on the response.

Report on Internal Control over Compliance

Our consideration of internal control over compliance was for the limited purpose described in the *Auditor's Responsibilities for the Audit of Compliance* section above and was not designed to identify all deficiencies in internal control over compliance that might be material weaknesses or significant deficiencies in internal control over compliance and therefore, material weaknesses or significant deficiencies may exist that were not identified. We did not identify any deficiencies in internal control over compliance that we consider to be material weaknesses. However, as discussed below, we did identify certain deficiencies in internal control over compliance that we consider to be significant deficiencies.

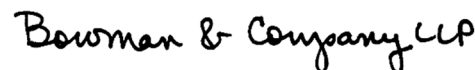
A deficiency in internal control over compliance exists when the design or operation of a control over compliance does not allow management or employees, in the normal course of performing their assigned functions, to prevent, or detect and correct, noncompliance with a type of compliance requirement of a federal and state program on a timely basis. *A material weakness in internal control over compliance* is a deficiency, or combination of deficiencies, in internal control over compliance, such that there is a reasonable possibility that material noncompliance with a type of compliance requirement of a federal and state program will not be prevented, or detected and corrected, on a timely basis. *A significant deficiency in internal control over compliance* is a deficiency, or a combination of deficiencies, in internal control over compliance with a type of compliance requirement of a federal and state program that is less severe than a material weakness in internal control over compliance, yet important enough to merit attention by those charged with governance. We consider the deficiency in internal control over compliance described in the accompanying *Schedule of Findings and Questioned Costs* and *Independent Auditor's Management Report on Administrative Findings - Financial, Compliance and Performance* as *Finding No. 2024-002*, to be a significant deficiency.

Our audit was not designed for the purpose of expressing an opinion on the effectiveness of internal control over compliance. Accordingly, no such opinion is expressed.

Government Auditing Standards requires the auditor to perform limited procedures on the Township of West Deptford School District's response to the internal control over compliance findings identified in our audit described in the accompanying *Schedule of Findings and Questioned Costs*. The School District's response was not subjected to the other auditing procedures applied in the audit of compliance and, accordingly, we express no opinion on the response.

The purpose of this report on internal control over compliance is solely to describe the scope of our testing of internal control over compliance and the results of that testing based on the requirements of the Uniform Guidance and State of New Jersey Circular 15-08-OMB. Accordingly, this report is not suitable for any other purpose.

Respectfully submitted,



BOWMAN & COMPANY LLP
Certified Public Accountants
& Consultants



Carol A. McAllister
Certified Public Accountant
Public School Accountant No. CS 238400

Voorhees, New Jersey
January 3, 2025

TOWNSHIP OF WEST DEPTFORD SCHOOL DISTRICT
Schedule of Expenditures of Federal Awards, Schedule A
For the Fiscal Year Ended June 30, 2024

Federal Grantor/ Pass-Through Grantor/ Program or Cluster Title	Federal Assistance Listing Number	Additional Award Identification	Federal FAIN Number	Pass-through Entity Identifying Number	Program or Award Amount	Grant Period		Balance June 30, 2023	Carryover / (Walkover) Amount	Cash Received	Budgetary Expenditures			Passed Through to Subrecipients	Adjustments	Repayment of Prior Years' Balances	Balance June 30, 2024																					
						From	To				Pass-through Funds	Direct Funds	Total Budgetary Expenditures				Accounts Receivable	Unearned Revenue	Due to Grantor																			
General Fund:																																						
U.S. Department of Health and Human Services																																						
Passed-Through State Department of Human Services: Medical Assistance Program (Medicaid)																			93.778	N/A	2005NJ5MAP	100-054-7540-211	\$ 68,242.82	7/1/23	6/30/24		\$ 68,242.82	\$ 68,242.82										
Total Medical Assistance Program (Medicaid) Cluster																											\$ -	\$ -	68,242.82	68,242.82	\$ -	68,242.82	\$ -	\$ -	\$ -	\$ -	\$ -	
Total General Fund																											-	-	68,242.82	68,242.82	-	68,242.82	-	-	-	-	-	
Special Revenue Fund:																																						
U.S. Department of Education																																						
Passed-Through State Department of Education: E.S.S.A. Consolidated:																																						
Title I Grants to Local Educational Agencies (Title I, Part A)																			84.010	N/A	S010A220030	ESSA-5620-23	445,478.00	7/1/22	9/30/23	(16,332.90)	16,333.00				(0.10)							
Title I Grants to Local Educational Agencies (Title I, Part A)																			84.010	N/A	S010A230030	ESSA-5620-24	580,557.00	7/1/23	9/30/24		324,350.00	526,754.00		526,754.00				(202,404.00)				
Total Title I Grants to Local Educational Agencies																										(16,332.90)	-	340,683.00	526,754.00	-	526,754.00	-	(0.10)	-	(202,404.00)	-	-	
Special Education Cluster (IDEA):																																						
ARP - Special Education - Grants to States (IDEA, Part B)																			84.027	COVID-19, 84.027X	H027X210100	FT562022	139,905.00	7/1/21	9/30/23	(3,304.39)	51,872.00	48,567.61		48,567.61								
Special Education - Grants to States (IDEA, Part B)																			84.027	84.027A	H027A220100	FT562023	804,195.00	7/1/22	9/30/23	(105,200.89)	105,240.00	699.26		699.26		660.15						
Special Education - Grants to States (IDEA, Part B)																			84.027	84.027A	H027A230100	FT562024	856,848.00	7/1/23	9/30/24		836,053.00	856,848.00		856,848.00		7,568.00		(13,227.00)				
Total Special Education - Grants to States (IDEA, Part B)																										(108,505.28)	-	993,165.00	906,114.87	-	906,114.87	-	8,228.15	-	(13,227.00)	-	-	
ARP Special Education - Preschool Grants (IDEA Preschool)																			84.173	COVID-19, 84.173X	H173X210114	PSH562022	11,910.00	7/1/21	9/30/23	(6,909.98)	10,755.00	3,845.02		3,845.02								
Special Education - Preschool Grants (IDEA Preschool)																			84.173	N/A	H173A220114	PSH562023	39,214.00	7/1/22	9/30/23	(3,644.44)	3,644.00					0.44						
Special Education - Preschool Grants (IDEA Preschool)																			84.173	N/A	H173A230114	PSH562024	40,101.00	7/1/23	9/30/24		37,995.00	40,101.00		40,101.00		762.00		(1,344.00)				
Total Special Education - Preschool Grants (IDEA Preschool)																										(10,554.42)	-	52,394.00	43,946.02	-	43,946.02	-	762.44	-	(1,344.00)	-	-	
Total Special Education Cluster (IDEA)																										(119,059.70)	-	1,045,559.00	950,060.89	-	950,060.89	-	8,990.59	-	(14,571.00)	-	-	
Education Stabilization Fund (ESF):																																						
Coronavirus Response and Relief Supplemental Appropriations Act (CRRSA):																																						
Elementary and Secondary Emergency Relief Fund (ESSER II)																			84.425	COVID-19, 84.425D	S425D210027	100-034-5120-518	886,055.00	3/13/20	9/30/23	(0.14)	3,003.00	3,002.86		3,002.86								
Learning Acceleration																			84.425	COVID-19, 84.425D	S425D210027	100-034-5120-518	56,863.00	3/13/20	9/30/23	5,179.42		5,179.42		5,179.42								
Mental Health																			84.425	COVID-19, 84.425D	S425D210027	100-034-5120-518	45,000.00	3/13/20	9/30/23	632.38		632.38		632.38								
American Rescue Plan Act:																																						
Elementary and Secondary Emergency Relief Fund (ESSER III)																			84.425	COVID-19, 84.425U	S425U210027	100-034-5120-523	1,991,351.00	3/13/20	9/30/24	(32,042.11)	957,436.00	864,684.70		864,684.70					60,709.19			
Accelerated Learning Coach and Educator Support																			84.425	COVID-19, 84.425U	S425U210027	100-034-5120-523	253,439.00	3/13/20	9/30/24		157,181.00	182,247.24		182,247.24				(25,066.24)				
Evidence Based Summer Learning and Enrichment																			84.425	COVID-19, 84.425U	S425U210027	100-034-5120-523	40,000.00	3/13/20	9/30/24													
Evidence Based Comprehensive Beyond the School Day																			84.425	COVID-19, 84.425U	S425U210027	100-034-5120-523	40,000.00	3/13/20	9/30/24	(2,748.25)	35,930.00	33,181.75		33,181.75								
NJTSS Mental Health Support Staffing																			84.425	COVID-19, 84.425U	S425U210027	100-034-5120-523	88,501.00	3/13/20	9/30/24		48,501.00	48,501.00		48,501.00								
Homeless Children and Youth (ARP-HCY)																			84.425	COVID-19, 84.425W	S425W210031	100-034-5120-523	21,653.00	4/23/21	9/30/24		21,653.00	21,653.00		21,653.00								
Total Education Stabilization Fund																										(28,978.70)	-	1,223,704.00	1,159,082.35	-	1,159,082.35	-	-	-	(25,066.24)	60,709.19	-	
Passed-through Swedesboro-Woolwich School District Consortium:																																						
E.S.S.A.:																																						
Title III - English Language Acquisition Grants																			84.365	84.365A	S365A230030	ESSA-5620-23	6,744.00	7/1/23	9/30/24		6,660.31	6,660.31		6,660.31								
Total Title III - English Language Acquisition Grants																											-	-	6,660.31	6,660.31	-	6,660.31	-	-	-	-	-	
Total U.S. Department of Education																											(164,371.30)	-	2,616,606.31	2,642,557.55	-	2,642,557.55	-	8,990.49	-	(242,041.24)	60,709.19	-
U.S. Department of Treasury																																						
Passed-Through State Department of Education:																																						
Coronavirus State and Local Fiscal Recovery Funds (SLFRF):																																						
Additional or Compensatory Special Education and Related Services																			21.027	COVID-19	SLFRFDOE1SES	100-034-5065-020	93,074.00	7/1/22	6/30/23	(49,614.00)	49,614.00											
Additional or Compensatory Special Education and Related Services																			21.027	COVID-19	SLFRFDOE1SES	100-034-5065-020	576,082.00	7/1/23	6/30/24		288,041.00	576,082.00		576,082.00				(288,041.00)				
Total Coronavirus State and Local Fiscal Recovery Funds (SLFRF)																										(49,614.00)	-	337,655.00	576,082.00	-	576,082.00	-	-	-	(288,041.00)	-	-	
Total Special Revenue Fund																										(213,985.30)	-	2,954,261.31	3,218,639.55	-	3,218,639.55	-	8,990.49	-	(530,082.24)	60,709.19	-	

(Continued)

TOWNSHIP OF WEST DEPTFORD SCHOOL DISTRICT
Schedule of Expenditures of Federal Awards, Schedule A
For the Fiscal Year Ended June 30, 2024

Federal Grantor/ Pass-Through Grantor/ Program or Cluster Title	Federal Assistance Listing Number	Additional Award Identification	Federal FAIN Number	Pass-through Entity Identifying Number	Program or Award Amount	Grant Period		Balance June 30, 2023	Carryover / (Walkover) Amount	Cash Received	Budgetary Expenditures			Passed Through to Subrecipients	Adjustments	Repayment of Prior Years' Balances	Balance June 30, 2024		
						From	To				Pass-through Funds	Direct Funds	Total Budgetary Expenditures				Accounts Receivable	Unearned Revenue	Due to Grantor
Enterprise Fund:																			
U.S. Department of Agriculture																			
Passed-Through State Department of Agriculture:																			
Child Nutrition Cluster:																			
National School Lunch Program (NSLP):																			
Non-Cash Assistance:																			
National School Lunch Program - Commodities	10.555	N/A	241NJ304N1099	N/A	\$ 127,889.26	7/1/23	6/30/24			\$ 127,889.26	\$ 127,889.26		\$ 127,889.26						
Total National School Lunch Program - Non-Cash Assistance								\$ -	\$ -	127,889.26	127,889.26	\$ -	127,889.26	\$ -	\$ -	\$ -	\$ -	\$ -	
Cash Assistance:																			
Healthy Hunger-Free Kids Act	10.555	N/A	231NJ304N1099	100-010-3350-026	14,175.20	7/1/22	6/30/23	(845.84)		845.84									
National School Lunch Program	10.555	N/A	231NJ304N1099	100-010-3350-026	417,368.26	7/1/22	6/30/23	(26,093.33)		26,093.33									
Healthy Hunger-Free Kids Act	10.555	N/A	241NJ304N1099	100-010-3350-026	13,008.96	7/1/23	6/30/24			12,362.64	13,008.96		13,008.96				(646.32)		
National School Lunch Program	10.555	N/A	241NJ304N1099	100-010-3350-026	374,453.35	7/1/23	6/30/24			355,464.90	374,453.35		374,453.35				(18,988.45)		
Supply Chain Assistance Funding	10.555	COVID-19	231NJ344N8903	100-010-3350-118	69,971.16	7/1/23	6/30/24			69,971.16	69,971.16		69,971.16						
Total National School Lunch Program - Cash Assistance								(26,939.17)	-	464,737.87	457,433.47	-	457,433.47	-	-	-	(19,634.77)	-	-
Total National School Lunch Program								(26,939.17)	-	592,627.13	585,322.73	-	585,322.73	-	-	-	(19,634.77)	-	-
School Breakfast Program (SBP):																			
School Breakfast Program	10.553	N/A	231NJ304N1099	100-010-3350-028	99,775.02	7/1/22	6/30/23	(6,907.94)		6,907.94									
School Breakfast Program	10.553	N/A	241NJ304N1099	100-010-3350-028	123,729.02	7/1/23	6/30/24			116,648.58	123,729.02		123,729.02				(7,080.44)		
Total School Breakfast Program (SBP)								(6,907.94)	-	123,556.52	123,729.02	-	123,729.02	-	-	-	(7,080.44)	-	-
Total Child Nutrition Cluster								(33,847.11)	-	716,183.65	709,051.75	-	709,051.75	-	-	-	(26,715.21)	-	-
P-EBT Administrative Cost																			
P-EBT Administrative Cost	10.649	COVID-19	2022225900941	100-115-3350-015	653.00	7/1/23	6/30/24			653.00	653.00		653.00						
Total P-EBT Administrative Cost								-	-	653.00	653.00	-	653.00	-	-	-	-	-	
Total Enterprise Fund								(33,847.11)	-	716,836.65	709,704.75	-	709,704.75	-	-	-	(26,715.21)	-	-
Total Federal Awards								\$ (247,832.41)	\$ -	\$ 3,739,340.78	\$ 3,996,587.12	\$ -	\$ 3,996,587.12	\$ -	\$ 8,990.49	\$ -	\$ (556,797.45)	\$ 60,709.19	\$ -

The accompanying Notes to Financial Statements and Notes to Schedules of Expenditures of Federal Awards and State Financial Assistance are an integral part of this schedule.

TOWNSHIP OF WEST DEPTFORD SCHOOL DISTRICT
Schedule of Expenditures of State Financial Assistance
For the Fiscal Year Ended June 30, 2024

State Grantor / Program Title	Grant or State Project Number	Program or Award Amount	Grant Period From	To	Balance at June 30, 2023				Balance at June 30, 2024				Memo			
					Unearned Revenue/ (Accounts Receivable)	Due to Grantor	Carryover/ (Walkover) Amount	Cash Received	Budgetary Expenditures	Passed- Trough to Subrecipients	Adjustments	Repayment of Prior Years' Balances	Unearned Revenue/ Interfund Payable	Due to Grantor	Budgetary Receivable June 30, 2024	Cumulative Total Expenditures
General Fund:																
New Jersey Department of Education:																
State Aid - Public:																
Equalization Aid	495-034-5120-078	\$ 11,043,408.00	7/1/22	6/30/23	\$ (999,016.98)			\$ 999,016.98								\$ 11,043,408.00
Special Education Categorical Aid	495-034-5120-089	2,000,885.00	7/1/22	6/30/23	(181,005.55)			181,005.55								2,000,885.00
Security Aid	495-034-5120-084	293,580.00	7/1/22	6/30/23	(26,558.05)			26,558.05								293,580.00
Equalization Aid	495-034-5120-078	11,043,408.00	7/1/23	6/30/24				10,024,812.46	\$ 11,043,408.00				\$ (1,018,595.54)			\$ 1,018,595.54
Special Education Categorical Aid	495-034-5120-089	2,537,445.00	7/1/23	6/30/24				2,303,402.20	2,537,445.00				(234,042.80)			234,042.80
Security Aid	495-034-5120-084	293,580.00	7/1/23	6/30/24				266,501.47	293,580.00				(27,078.53)			27,078.53
Total State Aid - Public					(1,206,580.58)	\$ -	\$ -	13,801,296.71	13,874,433.00	\$ -	\$ -	\$ -	(1,279,716.87)	\$ -	\$ -	1,279,716.87
Extraordinary Special Education Cost Aid:																
Extraordinary Aid	495-034-5120-044	1,011,008.00	7/1/22	6/30/23	(1,011,008.00)			1,011,008.00								1,011,008.00
Extraordinary Aid	495-034-5120-044	879,282.00	7/1/23	6/30/24					879,282.00				(879,282.00)			879,282.00
Total Extraordinary Special Education Cost Aid					(1,011,008.00)	-	-	1,011,008.00	879,282.00	-	-	-	(879,282.00)	-	-	-
Transportation Aid:																
Transportation Aid	495-034-5120-014	1,034,656.00	7/1/22	6/30/23	(93,597.82)			93,597.82								1,034,656.00
Transportation Aid	495-034-5120-014	1,034,656.00	7/1/23	6/30/24				939,223.87	1,034,656.00				(95,432.13)		95,432.13	1,034,656.00
Nonpublic Transportation Aid	495-034-5120-014	29,446.00	7/1/22	6/30/23	(29,446.00)			29,446.00								29,446.00
Nonpublic Transportation Aid	495-034-5120-014	48,904.00	7/1/23	6/30/24					48,904.00				(48,904.00)			48,904.00
Total Transportation Aid					(123,043.82)	-	-	1,062,267.69	1,083,560.00	-	-	-	(144,336.13)	-	-	95,432.13
Reimbursed TPAF Social Security Contributions:																
Reimbursed TPAF Social Security Contributions	495-034-5094-003	1,790,578.18	7/1/23	6/30/24				1,701,506.07	1,790,578.18				(89,072.11)			1,790,578.18
Total Reimbursed TPAF Social Security Contributions					-	-	-	1,701,506.07	1,790,578.18	-	-	-	(89,072.11)	-	-	-
On-Behalf T.P.A.F. Contributions (non-budgeted):																
On-Behalf T.P.A.F. Pension - Post-Retirement Medical	495-034-5094-001	2,326,147.00	7/1/23	6/30/24				2,326,147.00	2,326,147.00							2,326,147.00
On-Behalf T.P.A.F. Pension - Normal Cost	495-034-5094-002	8,450,502.00	7/1/23	6/30/24				8,450,502.00	8,450,502.00							8,450,502.00
On-Behalf T.P.A.F. Pension - Non-contributory Insurance	495-034-5094-004	96,373.00	7/1/23	6/30/24				96,373.00	96,373.00							96,373.00
On-Behalf T.P.A.F. Pension - Long-Term Disability Insurance	495-034-5094-004	3,090.00	7/1/23	6/30/24				3,090.00	3,090.00							3,090.00
Total On-Behalf T.P.A.F. Pension Contribution (non-budgeted)					-	-	-	10,876,112.00	10,876,112.00	-	-	-	-	-	-	-
Total General Fund					(2,340,632.40)	-	-	28,452,190.47	28,503,965.18	-	-	-	(2,392,407.11)	-	-	1,375,149.00
Special Revenue Fund:																
New Jersey Department of Education:																
Preschool Education Aid:																
Preschool Education Aid	495-034-5120-086	2,080,386.00	7/1/22	6/30/23	374,587.65		(582,626.25)	208,038.60								1,497,759.75
Preschool Education Aid	495-034-5120-086	2,202,200.00	7/1/23	6/30/24			582,626.25	1,981,980.00	2,138,303.87				(220,220.00)	646,522.38	220,220.00	2,138,303.87
Total Preschool Education Aid					374,587.65	-	-	2,190,018.60	2,138,303.87	-	-	-	(220,220.00)	646,522.38	-	3,636,063.62
N.J. Nonpublic Textbook Aid:																
Textbook Aid	100-034-5120-064	264.00	7/1/22	6/30/23		5.00					5.00					259.00
Textbook Aid	100-034-5120-064	231.00	7/1/23	6/30/24				231.00	231.00						-	231.00
Total N.J. Nonpublic Textbook Aid					-	5.00	-	231.00	231.00	-	-	5.00	-	-	-	490.00
N.J. Nonpublic Technology Initiative Aid:																
Technology Initiative Aid	100-034-5120-373	168.00	7/1/22	6/30/23		168.00					168.00					-
Technology Initiative Aid	100-034-5120-373	196.00	7/1/23	6/30/24				196.00	112.46	0.46					84.00	112.46
Total N.J. Nonpublic Technology Initiative Aid					-	168.00	-	196.00	112.46	-	0.46	168.00	-	-	84.00	-
N.J. Nonpublic Nursing Aid:																
Nursing Services	100-034-5120-070	480.00	7/1/23	6/30/24				480.00	480.00							480.00
Total N.J. Nonpublic Nursing Aid					-	-	-	480.00	480.00	-	-	-	-	-	-	-

(Continued)

TOWNSHIP OF WEST DEPTFORD SCHOOL DISTRICT
Schedule of Expenditures of State Financial Assistance
For the Fiscal Year Ended June 30, 2024

State Grantor / Program Title	Grant or State Project Number	Program or Award Amount	Grant Period From	To	Balance at June 30, 2023			Cash Received	Budgetary Expenditures	Passed- Trough to Subrecipients	Adjustments	Repayment of Prior Years' Balances	Balance at June 30, 2024			Memo	
					Unearned Revenue/ (Accounts Receivable)	Due to Grantor	Carryover/ (Walkover) Amount						(Accounts Receivable)	Unearned Revenue/ Interfund Payable	Due to Grantor	Budgetary Receivable June 30, 2024	Cumulative Total Expenditures
Special Revenue Fund (Cont'd):																	
New Jersey Department of Education (Cont'd):																	
N.J. Nonpublic Security Aid:																	
Security Aid	100-034-5120-509	\$ 820.00	7/1/22	6/30/23		\$ 820.00						\$ 820.00					
Security Aid	100-034-5120-509	820.00	7/1/23	6/30/24			\$ 820.00							\$ 820.00			
Total N.J. Nonpublic Security Aid					\$ -	820.00	\$ -	820.00	\$ -	\$ -	\$ -	820.00	\$ -	\$ -	820.00	\$ -	
N.J. Nonpublic Auxiliary Services Aid:																	
Auxiliary Services:																	
Transportation	100-034-5120-067	266.00	7/1/22	6/30/23		266.00						266.00					
Auxiliary Services:																	
Transportation	100-034-5120-067	49.00	7/1/23	6/30/24				49.00	49.00							49.00	
Total N.J. Nonpublic Auxiliary Services Aid					-	266.00	-	49.00	49.00	-	-	266.00	-	-	-	49.00	
N.J. Nonpublic Handicapped Services Aid:																	
Handicapped Services:																	
Initial Exam & Class	100-034-5120-066	1,326.00	7/1/22	6/30/23		1,326.00						1,326.00					
Corrective Speech	100-034-5120-066	3,720.00	7/1/22	6/30/23		3,720.00						3,720.00					
Handicapped Services:																	
Corrective Speech	100-034-5120-066	837.00	7/1/23	6/30/24				837.00	837.00							837.00	
Total N.J. Nonpublic Handicapped Services Aid					-	5,046.00	-	837.00	837.00	-	-	5,046.00	-	-	-	837.00	
New Jersey School Development Authority (SDA):																	
School Development Authority	N/A	68,478.00	7/1/23	6/30/24				68,478.00						68,478.00		-	
Total School Development Authority					-	-	-	68,478.00	-	-	-	-	-	68,478.00	-	-	
Total Special Revenue Fund					374,587.65	6,305.00	-	2,261,109.60	2,140,013.33	-	0.46	6,305.00	(220,220.00)	715,000.38	904.00	220,220.00	
Debt Service Fund:																	
Debt Service Aid Type II	495-034-5120-075	131,800.00	7/1/23	6/30/24				131,800.00	131,800.00							131,800.00	
Total Debt Service Fund					-	-	-	131,800.00	131,800.00	-	-	-	-	-	-	131,800.00	
Enterprise Fund:																	
State School Lunch Program	100-010-3350-023	17,409.31	7/1/22	6/30/23	(1,092.75)			1,092.75								17,409.31	
State School Reduced Breakfast Program	100-010-3350-023	1,828.20	7/1/22	6/30/23	(140.10)			140.10								1,828.20	
State School Lunch Program	100-010-3350-023	16,370.23	7/1/23	6/30/24				15,534.56	16,370.23				(835.67)			16,370.23	
Working Class Families State Supplement - EIE Lunch	100-010-3350-023	7,399.70	7/1/23	6/30/24				7,022.40	7,399.70				(377.30)			7,399.70	
State School Reduced Breakfast Program	100-010-3350-023	1,891.20	7/1/23	6/30/24				1,771.50	1,891.20				(119.70)			1,891.20	
Working Class Families State Supplement - EIE Breakfast	100-010-3350-023	2,225.65	7/1/23	6/30/24				2,084.65	2,225.65				(141.00)			2,225.65	
Total Enterprise Fund					(1,232.85)	-	-	27,645.96	27,886.78	-	-	-	(1,473.67)	-	-	47,124.29	
Total State Financial Assistance					\$ (1,967,277.60)	\$ 6,305.00	\$ -	\$ 30,872,746.03	30,803,665.29	\$ -	\$ 0.46	\$ 6,305.00	\$ (2,614,100.78)	\$ 715,000.38	\$ 904.00	\$ 1,595,369.00	
Less: State Financial Assistance not subject to Calculation for Major Program Determination for State Single Audit:																	
General Fund (Non-Cash Assistance):																	
New Jersey Department of the Treasury:																	
On-Behalf T.P.A.F. Pension - Post-Retirement Medical	495-034-5094-001	2,326,147.00	7/1/23	6/30/24					(2,326,147.00)								
On-Behalf T.P.A.F. Pension - Normal Cost	495-034-5094-002	8,450,502.00	7/1/23	6/30/24					(8,450,502.00)								
On-Behalf T.P.A.F. Pension - Non-contributory Insurance	495-034-5094-004	96,373.00	7/1/23	6/30/24					(96,373.00)								
On-Behalf T.P.A.F. Pension - Long-Term Disability Insurance	495-034-5094-004	3,090.00	7/1/23	6/30/24					(3,090.00)								
Total General Fund (Non-Cash Assistance)									(10,876,112.00)								
Total State Financial Assistance subject to Major Program Determination for State Single Audit								\$ 19,927,553.29									

The accompanying Notes to Financial Statements and Notes to the Schedules of Expenditures of Federal Awards and State Financial Assistance are an integral part of this schedule.

TOWNSHIP OF WEST DEPTFORD SCHOOL DISTRICT
Notes to Schedules of Expenditures of Federal Awards and State Financial Assistance
For the Fiscal Year Ended June 30, 2024

Note 1: BASIS OF PRESENTATION

The accompanying schedules of expenditures of federal awards and state financial assistance ("the schedules") include federal and state award activity of the Township of West Deptford School District (hereafter referred to as the "School District"). The School District is defined in note 1 to the School District's basic financial statements. The information in these schedules is presented in accordance with the requirements of Title 2 U.S. Code of Federal Regulations (CFR) Part 200, *Uniform Administrative Requirements, Cost Principles, and Audit Requirements for Federal Awards* (Uniform Guidance) and State of New Jersey Circular 15-08-OMB, *Single Audit Policy for Recipients of Federal Grants, State Grants and State Aid*. All federal and state awards received directly from federal and state agencies, as well as federal awards and state financial assistance passed through other government agencies, are included on the schedules. Because these schedules present only a selected portion of the operations of the School District, it is not intended to and does not present the financial position and changes in operations of the School District.

Note 2: SUMMARY OF SIGNIFICANT ACCOUNTING POLICIES

The accompanying schedules are presented using the budgetary basis of accounting, with the following exception: programs recorded in the enterprise fund are presented using the accrual basis of accounting. These bases of accounting are described in note 1 to the School District's basic financial statements. Such expenditures are recognized following the cost principles contained in Title 2 U.S. Code of Federal Regulations (CFR) Part 200, *Uniform Administrative Requirements, Cost Principles, and Audit Requirements for Federal Awards*, and State of New Jersey Circular 15-08-OMB, *Single Audit Policy for Recipients of Federal Grants, State Grants and State Aid*, wherein certain types of expenditures are not allowed or are limited as to reimbursement. The expenditures reflected in the schedules are presented at the federal and state participation level; thus, any matching portion is not included.

Note 3: INDIRECT COST RATE

The School District has elected not to use the 10-percent de minimis indirect cost rate allowed under the Uniform Guidance.

Note 4: RELATIONSHIP TO BASIC FINANCIAL STATEMENTS

The basic financial statements present the general fund, special revenue fund, debt service fund and proprietary fund (enterprise fund - food service) on a GAAP basis. Budgetary comparison statements or schedules (RSI) are presented for the general fund and special revenue fund to demonstrate finance-related legal compliance in which certain revenue is permitted by law or grant agreement to be recognized in the audit year, whereas for GAAP reporting, revenue is not recognized until the subsequent year or when expenditures have been made.

The general fund is presented in the accompanying schedules on the modified accrual basis with the exception of the revenue recognition of the one or more deferred June state aid payments in the current budget year, which is mandated pursuant to N.J.S.A. 18A:22-44.2. For GAAP purposes, payments are not recognized until the subsequent budget year due to the State deferral and recording of the one or more June state aid payments in the subsequent year. The special revenue fund is presented in the accompanying schedules on the budgetary basis which recognizes encumbrances as expenditures and also recognizes the related revenues, whereas the GAAP basis does not. The special revenue fund also recognizes the one or more June state aid payments in the current budget year, consistent with N.J.S.A. 18A:22-44.2.

Note 4: RELATIONSHIP TO BASIC FINANCIAL STATEMENTS (CONT'D)

The net adjustment to reconcile from the budgetary basis to the GAAP basis is (\$74,970.60) for the general fund and \$183,976.02 for the special revenue fund. See exhibit C-3, notes to required supplementary information, for a reconciliation of the budgetary basis to the modified accrual basis of accounting for the general and special revenue funds.

The revenues reported on a GAAP basis from the basic financial statements with a reconciliation to the reported amounts on the schedule of expenditures of federal awards and schedule of expenditures of state financial assistance are presented as follows:

<u>Fund</u>	<u>Federal</u>	<u>State</u>	<u>Total</u>
General	\$ 68,242.82	\$ 28,428,994.58	\$ 28,497,237.40
Special Revenue	3,256,383.57	2,286,245.33	5,542,628.90
Debt Service		131,800.00	131,800.00
Food Service	709,704.75	27,886.78	737,591.53
	<u>4,034,331.14</u>	<u>30,874,926.69</u>	<u>34,909,257.83</u>
GAAP Basis Revenues			
GAAP Adjustments:			
State Aid Payments		74,970.60	74,970.60
Encumbrances	(37,744.02)	(146,232.00)	(183,976.02)
	<u>(37,744.02)</u>	<u>(71,261.40)</u>	<u>(109,005.42)</u>
Total Awards and Financial Assistance Expended	<u>\$ 3,996,587.12</u>	<u>\$ 30,803,665.29</u>	<u>\$ 34,800,252.41</u>

Note 5: RELATIONSHIP TO FEDERAL AND STATE FINANCIAL REPORTS

Amounts reported in the accompanying schedules agree with the amounts reported in the related federal and state financial reports.

Note 6: ADJUSTMENTS

In addition to minor rounding adjustments, amounts reported in the column entitled "adjustments" on the Schedule of Expenditures of Federal Awards represent the following:

Difference incurred in the liquidation of encumbrances	\$ 660.15
Difference incurred during final expenditure reconciliation & reporting:	
Special Education - Grants to States (IDEA, Part B) - 2022-2023	7,568.00
Special Education - Preschool Grants (IDEA Preschool) -2022-2023	762.00
	<u>\$ 8,990.15</u>

Note 7: REIMBURSED AND ON-BEHALF PAYMENTS

During the fiscal year ended June 30, 2024, the School District was the recipient of federal and state assistance that represented either a reimbursement to the School District or payments made on-behalf of the School District. Revenues and expenditures reported under the federal food distribution program represent the current year value received and the current year distribution, respectively, of American-grown United States Department of Agriculture foods utilized in the School District's food service program. TPAF Social Security Contributions represents the amount reimbursed by the State for the employer's share of social security contributions for TPAF members for the fiscal year. Lastly, the School District has recognized as revenues and expenditures on-behalf payments made by the State for normal costs, non-contributory insurance, post-retirement medical costs, and long-term disability insurance related to TPAF members.

Note 8: MAJOR PROGRAMS

Major programs are identified in the *Summary of Auditor's Results* section of the *Schedule of Findings and Questioned Costs*.

TOWNSHIP OF WEST DEPTFORD SCHOOL DISTRICT

Schedule of Findings and Questioned Costs
For the Fiscal Year Ended June 30, 2024

Section 1- Summary of Auditor's Results**Financial Statements**

Type of auditor's report issued Unmodified

Internal control over financial reporting:

Material weakness(es) identified? yes x no

Significant deficiency(ies) identified? yes x none reported

Noncompliance material to financial statements noted? x yes no

Federal Awards

Internal control over major programs:

Material weakness(es) identified? yes x no

Significant deficiency(ies) identified? yes x none reported

Type of auditor's report issued on compliance for major programs Unmodified

Any audit findings disclosed that are required to be reported in accordance with Section 516 of Title 2 U.S. Code of Federal Regulations Part 200, *Uniform Administrative Requirements, Cost Principles, and Audit Requirements for Federal Awards* (Uniform Guidance)? yes x no

Identification of major programs:

<u>Assistance Listing Number(s)</u>	<u>FAIN Number(s)</u>	<u>Name of Federal Program or Cluster</u>
84.010	S010A230030	Title I Grants to Local Educational Agencies (Title I, Part A)
84.425:		Education Stabilization Fund (ESF):
84.425D	S425D210027	Elementary and Secondary School Emergency Relief (ESSER) Fund
84.425U	S425U210027	American Rescue Plan - Elementary and Secondary School Emergency Relief (ESSER) Fund
84.425W	S425W210031	American Rescue Plan - Elementary and Secondary School Emergency Relief - Homeless Children and Youth (ARP HCY)

Dollar threshold used to distinguish between type A and type B programs: \$ 750,000.00

Auditee qualified as low-risk auditee? x yes no

TOWNSHIP OF WEST DEPTFORD SCHOOL DISTRICT
Schedule of Findings and Questioned Costs
For the Fiscal Year Ended June 30, 2024

Section 1- Summary of Auditor's Results (Cont'd)

State Financial Assistance

Internal control over major programs:

Material weakness(es) identified? ☐ yes ☒ no

Significant deficiency(ies) identified? ☒ yes ☐ none reported

Type of auditor's report issued on compliance for major programs Unmodified

Any audit findings disclosed that are required to be reported in accordance with New Jersey Circular 15-08-OMB? ☒ yes ☐ no

Identification of major programs:

<u>State Grant / Project #</u>	<u>Name of State Program</u>
	State Aid - Public:
<u>495-034-5120-078</u>	<u>Equalization Aid</u>
<u>495-034-5120-089</u>	<u>Special Education Categorical Aid</u>
<u>495-034-5120-084</u>	<u>Security Aid</u>
<u>495-034-5120-014</u>	<u>Transportation Aid</u>
<u>495-034-5094-003</u>	<u>Reimbursed TPAF Social Security Contributions</u>

Dollar threshold used to distinguish between type A and type B programs: \$ 750,000.00

Auditee qualified as low-risk auditee? ☒ yes ☐ no

TOWNSHIP OF WEST DEPTFORD SCHOOL DISTRICT
Schedule of Findings and Questioned Costs
For the Fiscal Year Ended June 30, 2024

Section 2- Schedule of Financial Statement Findings

This section identifies the significant deficiencies, material weaknesses, fraud, noncompliance with provisions of laws, regulations, contracts, and grant agreements related to financial statements for which *Government Auditing Standards* and audit requirements as prescribed by the Office of School Finance, Department of Education, State of New Jersey, requires.

Finding No. 2024-001

Criteria or Specific Requirement

The school food authority shall limit its net cash resources to an amount that does not exceed 3 months average expenditures for its nonprofit school food service or such other amount may be approved by the State agency.

Condition

The School District's Food Service Fund Net Cash Resources exceeded its three months average expenditures by \$463,719.87.

Context

While performing the calculation to determine if the Food Service program is running at a nonprofit status, it was determined that the net cash resources totaled \$865,904.45 at June 30, 2024 which exceeded the three months average expenditures of \$402,184.58 calculated using the sample Net Cash Resources Schedule in the format provided by the U.S.D.A.

Effect or Potential Effect

The School District is not in compliance with requirements as prescribed the Office of School Finance, Department of Education, State of New Jersey Audit Program.

Cause

The School District was monitoring the finances of its Food Service Fund and had a plan to reduce the net cash resources; however, the amount of prior year excess, as well as additional supply chain assistance funding received caused the net cash resources at the end of the fiscal year to be above the three months average expenditures.

Identification as a Repeat Finding

The condition existed in the immediately preceding fiscal year – see Finding No. 2023-002.

Recommendation

The School District continue to monitor the finances of its Food Service Fund and follow up the plan to reduce the net cash resources below its three month average expenditures.

View of Responsible Officials and Planned Corrective Action

The responsible officials agree with the finding and will address the matter as part of their corrective action plan.

TOWNSHIP OF WEST DEPTFORD SCHOOL DISTRICT
Schedule of Findings and Questioned Costs
For the Fiscal Year Ended June 30, 2024

Section 3- Schedule of Federal Award Findings and Questioned Costs

This section identifies the significant deficiencies, material weaknesses, material instances of noncompliance, including questioned costs, and significant instances of abuse related to the audit of major Federal programs, as required by Title 2 U.S. Code of Federal Regulations Part 200, *Uniform Administrative Requirements, Cost Principles, and Audit Requirements for Federal Awards* (Uniform Guidance).

None.

TOWNSHIP OF WEST DEPTFORD SCHOOL DISTRICT
Schedule of Findings and Questioned Costs
For the Fiscal Year Ended June 30, 2024

Section 4- Schedule of State Financial Assistance Findings and Questioned Costs

This section identifies the significant deficiencies, material weaknesses, material instances of noncompliance, including questioned costs, and significant instances of abuse related to the audit of major State programs, as required by State of New Jersey Circular 15-08-OMB.

Finding No. 2024-002

Information on the State Program

New Jersey Department of Education, Transportation Aid, 7/1/2023 – 6/30/2024, 495-034-5120-014

Criteria or Specific Requirement

School Districts must complete the District Report of Transported Resident Students (DRTRS) in accordance with instructions provided by the Office of School Finance, Department of Education. School Districts must complete a set of supporting workpapers that document the compilation of data and provide an audit trail for testing the student counts reported on the DRTRS.

Condition

The School District's reported student counts in the categories of "Public School Students Excluding Vocational School Students" and "Special Education Public School Students" could not be verified to supporting documents.

Questioned Costs

Unknown.

Context

The population of transported resident students was 1,821 students, of which 1,223 and 229 were reported as "Public School Students Excluding Vocational School Students" and "Special Education Public School Students", respectively.

The sample of transported resident students was 299 students, of which 200 and 37 were reported as "Public School Students Excluding Vocational School Students" and "Special Education Public School Students", respectively.

The sample was not statistically valid.

During the testing, the followings were noted: (1) 7 sampled students should have been categorized and reported on a different line in the DRTRS; and (2) 9 sampled students could not be traced to school registers and therefore should not have been reported in the DRTRS.

Effect or Potential Effect

The School District's DRTRS reporting is not accurate; ineligible students are reported.

Cause

Procedures were not consistently followed to allow for an accurate compilation of information from various departments in order to correctly report the information on the DRTRS.

Identification as a Repeat Finding

The condition existed in the immediately preceding fiscal year – see Finding No. 2023-001.

Recommendation

The School District should implement procedures and maintain adequate workpapers to support student counts reported in each category to ensure students are correctly reported on the DRTRS.

View of Responsible Officials and Planned Corrective Action

The responsible officials agree with the finding and will address the matter as part of their corrective action plan.

TOWNSHIP OF WEST DEPTFORD SCHOOL DISTRICT
 Summary Schedule of Prior Year Audit Findings
 and Questioned Costs as Prepared by Management

This section identifies the status of prior year findings related to the financial statements and federal awards and state financial assistance that are required to be reported in accordance with *Government Auditing Standards*, Title 2 U.S. Code of Federal Regulations Part 200, *Uniform Administrative Requirements, Cost Principles, and Audit Requirements for Federal Awards* (Uniform Guidance), and State of New Jersey Circular 15-08-OMB.

FINANCIAL STATEMENT FINDINGS

Finding No. 2023-001

Condition

The School District's reported student counts in the category of "Public School Students Excluding Vocational School Students" could not be verified to supporting documents.

Current Status

The condition continues to exist, see Finding No. 2024-002.

Planned Corrective Action

The responsible officials agree with the finding and will address the matter as part of their corrective action plan.

FEDERAL AWARDS

Finding No. 2023-002

Information on the Federal Program

U.S. Department of Agriculture – Child Nutrition Cluster (Federal Award Year 7/1/22 to 6/30/23):

School Breakfast Program (Assistance Listing Number 10.553) (FAIN – 231NJ304N1199)

National School Lunch Program (Assistance Listing Number 10.555) (FAIN – 231NJ304N1199)

National School Lunch Program - Food Distribution Program (Assistance Listing Number 10.555) (FAIN – 231NJ304N1199)

National School Lunch Program - Supply Chain Assistance Funding

(Assistance Listing Number 10.555) (FAIN – 221NJ344N8903)

Condition

The School District's Food Service Fund Net Cash Resources exceeded its three months average expenditures by \$696,886.34.

Current Status

The condition continues to exist, see Finding No. 2024-001.

Planned Corrective Action

The responsible officials agree with the finding and will address the matter as part of their corrective action plan.

TOWNSHIP OF WEST DEPTFORD SCHOOL DISTRICT
Summary Schedule of Prior Year Audit Findings
and Questioned Costs as Prepared by Management (Cont'd)

FEDERAL AWARDS (CONT'D)**Finding No. 2023-003****Information on the Federal Program**

U.S. Department of Agriculture – Child Nutrition Cluster (Federal Award Year 7/1/22 to 6/30/23):

School Breakfast Program (Assistance Listing Number 10.553) (FAIN – 231NJ304N1199)

National School Lunch Program (Assistance Listing Number 10.555) (FAIN – 231NJ304N1199)

National School Lunch Program - Food Distribution Program (Assistance Listing Number 10.555) (FAIN – 231NJ304N1199)

National School Lunch Program - Supply Chain Assistance Funding

(Assistance Listing Number 10.555) (FAIN – 221NJ344N8903)

Condition

The School District's reported meal counts of free, reduced, and paid lunches and breakfasts served could not be verified to the School District's meal count records for 3 out of the 10 months tested.

Current Status

The condition has been corrected.

Finding No. 2023-004**Information on the Federal Program**

U.S. Department of Agriculture – Child Nutrition Cluster (Federal Award Year 7/1/22 to 6/30/23):

School Breakfast Program (Assistance Listing Number 10.553) (FAIN – 231NJ304N1199)

National School Lunch Program (Assistance Listing Number 10.555) (FAIN – 231NJ304N1199)

National School Lunch Program - Food Distribution Program (Assistance Listing Number 10.555) (FAIN – 231NJ304N1199)

National School Lunch Program - Supply Chain Assistance Funding

(Assistance Listing Number 10.555) (FAIN – 221NJ344N8903)

Condition

Several students reported as "low income" and receiving free or reduced price meals lacked appropriate qualifying documentation (Free and Reduced Lunch Application or Direct Certification).

Current Status

The condition has been corrected.

TOWNSHIP OF WEST DEPTFORD SCHOOL DISTRICT
Summary Schedule of Prior Year Audit Findings
and Questioned Costs as Prepared by Management (Cont'd)

STATE FINANCIAL ASSISTANCE PROGRAMS

Finding No. 2023-005

Information on the State Program

New Jersey Department of Education, State Aid Public, 7/1/2022 – 6/30/2023

Equalization Aid	G.M.I.S. No. 495-034-5120-078
Special Education Categorical Aid	G.M.I.S. No. 495-034-5120-089
Security Aid	G.M.I.S. No. 495-034-5120-084

Condition

The School District's workpapers and corresponding documentation for On Roll, Resident Low Income, and Resident LEP Not Low Income did not agree with the submitted A.S.S.A. report. Several students reported as "low income" and receiving free or reduced price meals lacked appropriate qualifying documentation (Free and Reduced Lunch Application or Direct Certification).

Current Status

The condition has been corrected.

Finding No. 2023-006

Information on the State Program

New Jersey Department of Education, Extraordinary Aid (ExAid), 7/1/2022 – 6/30/2023, G.M.I.S. No. 495-034-5120-044

Condition

The School District did not notify the Office of School Finance in writing that the School District's cost for individual students applied for decreased significantly from cost estimates included in the Extraordinary Aid application.

Current Status

The condition has been corrected.