

**ANNUAL COMPREHENSIVE  
FINANCIAL REPORT  
OF THE  
JOHN P. HOLLAND CHARTER SCHOOL  
NEW JERSEY  
FOR THE FISCAL YEAR ENDED JUNE 30, 2024**

**JOHN P. HOLLAND CHARTER SCHOOL**  
**JUNE 30, 2024**  
**TABLE OF CONTENTS**

**INTRODUCTORY SECTION**

Letter of Transmittal .....	1
Roster of Trustees and Officers.....	6
Consultants and Advisors .....	7

**FINANCIAL SECTION**

Independent Auditor's Report on General Purpose Financial Statements and Supplementary Schedule of Expenditures of Federal Awards and State Financial Assistance .....	8
Required Supplementary Information - Part I Management's Discussion and Analysis .....	12

**Basic Financial Statements:**

**A. School-wide Financial Statements**

A-1 Statement of Net Position .....	23
A-2 Statement of Activities .....	24

**B. Fund Financial Statements:**

**Governmental Funds:**

B-1 Balance Sheet.....	25
B-2 Statement of Revenues, Expenditures and Changes in Fund Balances.....	26
B-3 Reconciliation of the Statement of Revenues, Expenditures, and Changes in Fund Balances of Governmental Funds to the Statement of Activities.....	27

**Proprietary Funds:**

B-4 Statement of Net Position .....	28
B-5 Statement of Revenues, Expenses, and Changes in Fund Net Position .....	29
B-6 Statement of Cash Flows .....	30

**Fiduciary Funds:**

B-7 Statement of Fiduciary Net Position – <b>Not Applicable</b> .....	31
B-8 Statement of Changes in Fiduciary Net Position – <b>Not Applicable</b> .....	32

<b>Notes to Financial Statements .....</b>	<b>33</b>
--	-----------

**Required Supplementary Information - Part II**

**C. Budgetary Comparison Schedules:**

C-1 Budgetary Comparison Schedule General Fund .....	65
C-2 Budgetary Comparison Schedule Special Revenue Fund .....	68

**Notes to Required Supplementary Information:**

C-3 Budget to GAAP Reconciliation.....	70
--	----

**JOHN P. HOLLAND CHARTER SCHOOL**  
**JUNE 30, 2024**  
**TABLE OF CONTENTS**

**Required Supplementary Information - Part III**

**L. Schedules Related to Accounting and Reporting for Pensions (GASB 68):**

L-1	Schedule of the Charter School's Proportionate Share of the Net Pension Liability-PERS .....	71
L-2	Schedule of Charter School Contributions - PERS .....	72
L-3	Schedule of the Charter School Proportionate Share of the Net Pension Liability-TPAF .....	73
L-4	Notes to Required Supplementary Information Pension Schedules .....	74
L-5	Notes to Required Supplementary Information OPEB Liability .....	75
M-1	Schedule of Changes in the Charter School's Proportionate Share of Total OPEB Liability .....	76

**Other Supplementary Information**

**E. Special Revenue Fund:**

E-1	Combining Schedule of Program Revenues and Expenditures, Special Revenue Fund - Budgetary Basis .....	77
E-2	Schedule of Preschool Education Aid Expenditures – Budgetary Basis .....	78

**G. Proprietary Funds:**

**Enterprise Fund:**

G-1	Combining Statement of Net Position .....	79
G-2	Combining Statement of Revenues, Expenses and Changes in Fund Net Position .....	80
G-3	Combining Statement of Cash Flows .....	81

**Fiduciary Funds:**

H-1	Combining Statement of Fiduciary Net Position – <b>Not Applicable</b> .....	82
H-2	Combining Statement of Changes in Fiduciary Net Position – <b>Not Applicable</b> .....	83
H-3	Student Activity Agency Fund Schedule of Receipts and Disbursements – <b>Not Applicable</b> .....	84
H-4	Payroll Agency Fund Schedule of Receipts and Disbursements – <b>Not Applicable</b> .....	85
H-5	Unemployment Compensation Insurance Trust Fund – <b>Not Applicable</b> .....	86

**J. Financial Trends:**

J-1	Net Position by Component .....	87
J-2	Changes in Net Position .....	88
J-3	Fund Balances – Governmental Funds .....	90
J-4	Changes in Fund Balances – Governmental funds .....	91

**J. Revenue Capacity:**

J-5	General Fund - Other Local Revenue By Source .....	92
J-6	Assessed Value and Actual Value of Taxable Property – <b>Not Applicable</b> .....	93
J-7	Direct and Overlapping Properties – <b>Not Applicable</b> .....	94

**JOHN P. HOLLAND CHARTER SCHOOL**  
**JUNE 30, 2024**  
**TABLE OF CONTENTS**

J-8	Principal Property Taxpayers – <b>Not Applicable</b> .....	95
-----	--	----

**J. Debt Capacity:**

J-9	Property Tax Levies and Collections – <b>Not Applicable</b> .....	96
J-10	Ratios of Outstanding Debt by Type – <b>Not Applicable</b> .....	97
J-11	Ratios of Net General Bonded Debt Outstanding – <b>Not Applicable</b> .....	98
J-12	Direct and Overlapping Governmental Activities Debt – <b>Not Applicable</b> .....	99

**J. Demographic and Economic Information:**

J-13	Legal Debt Margin Information – <b>Not Applicable</b> .....	100
J-14	Demographic and Economic Statistics – <b>Not Applicable</b> .....	101

**J. Operating Information:**

J-15	Principal Employers – <b>Not Applicable</b> .....	102
J-16	Full Time Equivalent Charter School Employees by Function/Program .....	103
J-17	Operating Statistics .....	104
J-18	School Building Information .....	105
J-19	General Fund-Schedule of Required Maintenance – <b>Not Applicable</b> .....	106
J-20	Insurance Schedule .....	107

**J. Charter School Performance Framework Financial Indicators:**

J-21	Near Term Indicators .....	108
------	----------------------------	-----

**SINGLE AUDIT SECTION K.**

K-1	Report on Compliance and on Internal Control over Financial Reporting Based on an Audit of Financial Statements Performed in Accordance with <i>Government Auditing Standards</i> .....	109
K-2	Report on Compliance with Requirements Applicable to Each Major Program and Internal Control Over Compliance in Accordance with The Uniform Guidance and New Jersey OMB Circular letter 15-08 .....	111
K-3	Schedule of Expenditures of Federal Awards .....	114
K-4	Schedule of Expenditures of State Financial Assistance .....	115
K-5	Notes to the Schedule of Awards and Financial Assistance .....	116
K-6	Schedule of Finding and Questioned Costs Section I – Summary of Auditor’s Results .....	118
	Section II – Financial Statement Findings .....	120
	Section III – Federal Awards and State Financial Findings and Questioned Costs .....	121
K-7	Summary Schedule of Prior Audit Findings .....	122



January 9, 2025

The Honorable Chairman and  
Members of the Board of Trustees  
John P. Holland Charter School  
County of Passaic  
Paterson, New Jersey

Dear Board Members:

The Annual Comprehensive Financial Report of the John P. Holland Charter School for the fiscal year ended June 30, 2024, is hereby submitted. Responsibility for both the accuracy of the data and completeness and fairness of the presentation, including all disclosures, rests with the management of the school. To the best of our knowledge and belief, the data presented in this report are accurate in all material respects and are reported in a manner designed to present fairly the financial position and results of operations of the various funds and account groups of the school. All disclosures necessary to enable the reader to gain an understanding of the school's financial activities have been included.

The Annual Comprehensive Financial Report is presented in four sections: introductory, financial, statistical and single audit. The introductory section includes this transmittal letter and list of principal officials. The financial section includes the general-purpose financial statements and schedules, as well as the auditor's report. The statistical section includes audited data from the school's first six fiscal years. The school is required to undergo an annual single audit in conformity with the requirements of 2 CFR 200-Uniform Administrative Requirements, Cost Principles and Audit Requirements for Federal Awards (U.S. Uniform Guidance), "Audits of State and Local Governments and Non-Profit Organizations," and the State Treasury Circular Letter 15-08 OMB, "Single Audit Policy for Recipients of Federal Grants, State Grants and State Aid Payments." Information related to this single audit, including the auditors' reports on internal control and compliance with applicable laws and regulations and findings and recommendations is included in the single audit section of this report.

- 1) **REPORTING ENTITY AND ITS SERVICES** The John P. Holland Charter School is an independent reporting entity within the criteria adopted by the Government Accounting Standards Board (GASB) as established by National Council on Governmental Accounting (NCGA) Statement No. 3. All funds of the Charter School are included in this report. The overarching mission of the Charter School is to inspire and empower its students, families and staff with opportunities to successfully shape and transform their lives by becoming successful, lifelong learners who possess the critical-thinking, academic, advocacy, and leadership skills required to continuously open new doors in their lives and the lives of others.

The Charter school is open to all Paterson students on a space available basis and does not discriminate in its admission policies or practices on the basis of intellectual or athletic ability, measures of achievement or aptitude, status as a handicapped person, proficiency in the English language, or any other basis that would be illegal if used by a charter-school.

The Charter School's average daily enrollment was 732 in 2023-2024 school year.

- 2) **ENROLLMENT OUTLOOK:** The John P. Holland Charter School services the students in the City of Paterson in the County of Passaic, within the State of New Jersey. Paterson's population stands at 156,661 in 2022. Paterson is known as the "Silk City" for its dominant role in silk production during the latter half of the 19th century. The city is served by the New Jersey Transit Main Line commuter rail service, with the station located in Downtown Paterson. Bus service to locations in Passaic, Bergen, Essex and Hudson counties is provided by New Jersey Transit, making the city a regional transit hub.
- 3) **MAJOR ACCOMPLISHMENTS:** The John P. Holland Charter School understands its responsibility to serve all students, including special education students, English Language Learners, students who qualify for free or reduced-price lunch, and other underserved or at-risk populations.

We love what we do at John P. Holland Charter School and that's educating children in a loving, challenging, and nurturing environment. We pride ourselves on offering world-class education and the latest technologies for student use and exploration. Here at John P. Holland, we view every child as important, special, and unique. No one gets missed or overlooked. It's a promise we've made to ourselves because your children are that important.

The mission of John P. Holland Charter School is to promote student achievement and learning through a rich educational program. Our program prepares students both academically and civically for participation in the world around them. We focus on individualized learning, creative teaching techniques, a strong applied arts program, character education, and community service and involvement.

We place an emphasis on the use of technology by both teachers and students within and outside of the classroom, the innovative use of the environment surrounding the school, and a close connection with the community and parents. Our philosophy and educational approach closes the education gap that thwarts the potential of many youth who live in urban communities. We are proud of the academically and civically responsible students who graduate from John P. Holland Charter School. We know you'll love it here on our campus!

- 4) **INTERNAL ACCOUNTING CONTROLS:** Management of the Charter School is responsible for establishing and maintaining an internal control structure designed to ensure that the assets of the school are protected from loss, theft or misuse and to ensure that adequate accounting data are compiled to allow for the preparation of financial statements in conformity with generally accepted accounting principles (GAAP). The internal control

structure is designed to provide reasonable, but not absolute, assurance that these objectives are met. The concept of reasonable assurance recognized that: (1) the cost of a control should not exceed the benefits like to be derived: and (2) the valuation of costs and benefits requires estimates and judgments by management.

As a recipient of federal and state financial assistance, the school also is responsible for ensuring that an adequate control structure is in place to ensure compliance with applicable laws and regulations related to those programs. This internal control structure is also subject to periodic evaluation by the school management.

As part of the school's single audit described earlier, tests are made to determine the adequacy of the internal control structure, including that portion related to federal and state financial assistance programs, as well as to determine that the school has complied with applicable laws and regulations.

- 5) **BUDGETARY CONTROLS:** In addition to internal accounting controls, the school maintains budgetary controls. The objective of these budgetary controls is to ensure compliance with legal provisions embodied in the annual appropriated budget approved by the school and the State of New Jersey. Annual appropriated budgets are adopted for the general fund and the special revenue fund. The final budget amount as amended for the fiscal year is reflected in the financial section.

An encumbrance accounting system is used to record outstanding purchase commitments on a line item basis. Open encumbrances at year-end are either canceled or are included as reappropriations of fund balance in the subsequent year. Those amounts to be reappropriated are reported as reservations of fund balances at June 30, 2024.

- 6) **ACCOUNTING SYSTEM AND REPORTS:** The Charter Schools' accounting records reflect generally accepted accounting principles, as promulgated by the Government Accounting Standards Board (GASB). The accounting system of the school is organized on the basis of funds and account groups. These funds and account groups are explained in "Notes to the Financial Statements," Note 1.

- 7) **FINANCIAL INFORMATION AT FISCAL YEAR-END:** As demonstrated by the various statements and schedules included in the financial section of report, the school continues to meet its responsibility for sound financial management. The following schedule presents a summary of the General, Special Revenue, Proprietary and Student Activity funds for the fiscal period ended June 30, 2024.

Revenue	Amount	Percent of Total
State / Local Share	\$11,025,047	64%
State Aid Restricted	2,001,127	12%
Special Revenue	2,406,018	14%
Misc.	185,411	1%
Proprietary Fund	<u>1,420,702</u>	<u>9%</u>
Total	<u>\$17,038,305</u>	<u>100%</u>

The following schedule presents a summary of the General, Special Revenue and Proprietary and Student Activity fund expenditures for the fiscal period ended June 30, 2024.

Expenditures	Amount	Percent of Total
General Fund	\$13,473,046	78%
Special Revenue Fund	2,406,018	14%
Proprietary Fund	<u>1,459,929</u>	<u>8%</u>
Total	<u>\$17,338,993</u>	<u>100%</u>

8) **CASH MANAGEMENT:** The investment policy of the school is guided in large by the state Statute as detailed in “Notes to the Financial Statements,” Note 2. The school had adopted a cash management plan, which requires it to deposit public funds in public depositories protected from loss under the provisions of the Governmental Unit Deposit Protection Act (GUDPA). GUDPA was enacted in 1970 to protect Governmental Units from a loss of funds on deposit with failed banking institutions in New Jersey. The law requires governmental units to deposit funds only in public depositories located in New Jersey, where the funds are secured in accordance with the Act.

9) **RISK MANAGEMENT:** The school carries various forms of insurance, including but not limited to general liability, automobile liability and comprehensive/collision, and hazard and theft insurance on property and Contents.

10) **OTHER INFORMATION:**

**Independent Audit** – State statutes require an annual audit by an independent Certified Public Accountant or Registered Municipal Accountant. The Accounting firm of Gerald D. Longo, CPA was selected by the Charter School.

In addition to meeting the requirements set forth in the state statutes, the Charter School is required to undergo an annual single audit in conformity with the provisions of the *Title 2 U.S. Code of Federal Regulations (CFR) Part 200, Uniform Administrative Requirements, Cost Principles, and Audit Requirements for Federal Awards* (Uniform Guidance), and the New



Jersey OMB's Circular 15-08, "*Single Audit Policy for Recipients of Federal Grants, State Grants, and State Aid*". Information related to this single audit, including the auditor's report on internal control and compliance with applicable *laws and regulations* and findings and recommendations are included in the single audit section of this report.

Respectfully submitted,

A handwritten signature in black ink, appearing to read 'Dr. Brian Falkowski', with a stylized, cursive script.

Dr. Brian Falkowski  
School Business Administrator

# **JOHN P. HOLLAND CHARTER SCHOOL**

## **ROSTER OF TRUSTEES JUNE 30, 2024**

<b><u>BOARD OF TRUSTEES</u></b>	<b><u>TERM EXPIRES</u></b>
Arlene Marocco	6/2027
Beverly Vickerella	6/2026
Lynann Dragone	3/2027
Dr. Claude Dilts	9/2025
Dr. Patricia Cucolo	6/2026
Leah Fabian	2/2025

**CONSULTANTS AND ADVISORS**  
**June 30, 2024**

**AUDIT FIRM**

Gerald D. Longo, CPA  
62 Old Queens Blvd.  
Manalapan, NJ 07726-3648

**ATTORNEYS**

Porzio, Bromberg and Newman PC  
100 Southgate Parkway  
Morristown, NJ 07960

**OFFICIAL DEPOSITORY**

Provident Bank  
111 Wood Ave South  
Iselin, NJ 08830

## **FINANCIAL SECTION**

**GERALD D. LONGO**  
CERTIFIED PUBLIC ACCOUNTANT  
62 OLD QUEENS BLVD.  
MANALAPAN, NEW JERSEY 07726-3648

TELEPHONE  
732 446-4768

FAX  
732 792-0868

**Independent Auditor's Report**

The Honorable Chairman and  
Members of the Board of Trustees  
John P. Holland Charter School  
County of Passaic  
Paterson, New Jersey

**Report on the Audit of the Financial Statements**

**Opinions**

I have audited the accompanying financial statements of the governmental activities, the business-type activities, each major fund, and the aggregate remaining fund information of the John P. Holland Charter School, as of and for the year ended June 30, 2024, and the related notes to the financial statements, which collectively comprise the John P. Holland Charter School's basic financial statements as listed in the table of contents.

In my opinion, the financial statements referred to above present fairly, in all material respects, the respective financial position of the governmental activities, the business-type activities, each major fund, and the aggregate remaining fund information of the John P. Holland Charter School as of June 30, 2024, and the respective changes in financial position, and, where applicable, cash flows thereof for the year then ended in accordance with accounting principles generally accepted in the United States of America.

**Basis for Opinions**

I conducted my audit in accordance with auditing standards generally accepted in the United States of America, the standards applicable to financial audits contained in Government Auditing Standards, issued by the Comptroller General of the United States, and *audit requirements as prescribed by the Office of School Finance, Department of Education, State of New Jersey*. My responsibilities under those standards and Specifications are further described in the Auditor's Responsibilities for the Audit of the Financial Statements section of my report. I am required to be independent of the John P. Holland Charter School and to meet my other ethical responsibilities, in accordance with the relevant ethical requirements relating to my audit. I believe the audit evidence I have obtained is sufficient and appropriate to provide a basis for my audit opinions.

## **Responsibilities of Management for the Financial Statements**

Management is responsible for the preparation and fair presentation of the financial statements in accordance with accounting principles generally accepted in the United States of America, and for the design, implementation, and maintenance of internal control relevant to the preparation and fair presentation of financial statements that are free from material misstatement, whether due to fraud or error.

In preparing the financial statements, management is required to evaluate whether there are conditions or events, considered in the aggregate, that raise substantial doubt about the John P. Holland Charter School's ability to continue as a going concern for twelve months beyond the financial statement date, including any currently known information that may raise substantial doubt shortly thereafter.

## **Auditor's Responsibilities for the Audit of the Financial Statements**

My objectives are to obtain reasonable assurance about whether the financial statements as a whole are free from material misstatement, whether due to fraud or error, and to issue an auditor's report that includes my opinions. Reasonable assurance is a high level of assurance but is not absolute assurance and therefore is not a guarantee that an audit conducted in accordance with generally accepted auditing standards, Government Auditing Standards, and the Specifications will always detect a material misstatement when it exists. The risk of not detecting a material misstatement resulting from fraud is higher than for one resulting from error, as fraud may involve collusion, forgery, intentional omissions, misrepresentations, or the override of internal control. Misstatements are considered material if there is a substantial likelihood that, individually or in the aggregate, they would influence the judgment made by a reasonable user based on the financial statements.

In performing an audit in accordance with generally accepted auditing standards, Government Auditing Standards, and Audit Requirements prescribed by the Office of School Finance Department of Education, State of New Jersey:

- Exercise professional judgment and maintain professional skepticism throughout the audit.
- Identify and assess the risks of material misstatement of the financial statements, whether due to fraud or error, and design and perform audit procedures responsive to those risks. Such procedures include examining, on a test basis, evidence regarding the amounts and disclosures in the financial statements.
- Obtain an understanding of internal control relevant to the audit in order to design audit procedures that are appropriate in the circumstances, but not for the purpose of expressing an opinion on the effectiveness of the John P. Holland Charter School's internal control. Accordingly, no such opinion is expressed.
- Evaluate the appropriateness of accounting policies used and the reasonableness of significant accounting estimates made by management, as well as evaluate the overall presentation of the financial statements.
- Conclude whether, in my judgment, there are conditions or events, considered in the aggregate, that raise substantial doubt about the John P. Holland Charter School's ability to continue as a going concern for a reasonable period of time.

I am required to communicate with those charged with governance regarding, among other matters, the planned scope and timing of the audit, significant audit findings, and certain internal control related matters that I identified during the audit.

### **Required Supplementary Information**

Accounting principles generally accepted in the United States of America require that the management's discussion and analysis; the schedules related to accounting and reporting for Pensions and Post-Retirement Benefits and the other required supplementary information and notes to the required supplementary information be presented to supplement the basic financial statements. Such information is the responsibility of management and, although not a part of the basic financial statements, is required by the Governmental Accounting Standards Board who considers it to be an essential part of financial reporting for placing the basic financial statements in an appropriate operational, economic, or historical context. I have applied certain limited procedures to the required supplementary information in accordance with auditing standards generally accepted in the United States of America, which consisted of inquiries of management about the methods of preparing the information and comparing the information for consistency with management's responses to my inquiries, the basic financial statements, and other knowledge I obtained during my audit of the basic financial statements. I do not express an opinion or provide any assurance on the information because the limited procedures do not provide us with sufficient evidence to express an opinion or provide any assurance.

### **Supplementary Information**

My audit was conducted for the purpose of forming opinions on the financial statements that collectively comprise the John P. Holland Charter School's basic financial statements. The combining and individual fund financial statements and the schedules of expenditures of federal awards and state financial assistance, as required by Title 2 U.S. Code of Federal Regulations (CFR) Part 200 Uniform Administrative Requirements, Cost Principles and Audit Requirements for Federal Awards (Uniform Guidance) and New Jersey OMB Circular 15-08, Single Audit Policy for Recipients of Federal Grants, State Grants and State Aid, respectively, are presented for additional analysis and are not a required part of the basic financial statements. Such information is the responsibility of management and was derived from and relates directly to the underlying accounting and other records used to prepare the basic financial statements. The information has been subjected to the auditing procedures applied in the audit of the basic financial statements and certain additional procedures, including comparing and reconciling such information directly to the underlying accounting and other records used to prepare the basic financial statements or to the basic financial statements themselves, and other additional procedures in accordance with GAAS. In my opinion, the combining and individual fund financial statements and the schedules of expenditures of federal awards and state financial assistance are fairly stated, in all material respects, in relation to the basic financial statements as a whole.

### **Other Information**

Management is responsible for the other information included in the Annual Comprehensive Financial Report for the year ended June 30, 2024. The other information comprises the introductory and statistical sections but does not include the basic financial statements and my auditors' report thereon. My opinions

on the basic financial statements do not cover the other information, and I do not express an opinion or any form of assurance thereon.

In connection with my audit of the basic financial statements, my responsibility is to read the other information and consider whether a material inconsistency exists between the other information and the basic financial statements, or the other information otherwise appears to be materially misstated. If, based on the work performed, I conclude that an uncorrected material misstatement of the other information exists, I am required to describe it in my report.

#### **Other Reporting Required by Government Auditing Standards**

In accordance with Government Auditing Standards, I have also issued my report dated January 9, 2025, on my consideration of the John P. Holland Charter School's internal control over financial reporting and on my tests of its compliance with certain provisions of laws, regulations, contracts, and grant agreements and other matters. The purpose of that report is solely to describe the scope of my testing of internal control over financial reporting and compliance and the results of that testing, and not to provide an opinion on the effectiveness of the John P. Holland Charter School's internal control over financial reporting or on compliance. That report is an integral part of an audit performed in accordance with Government Auditing Standards in considering the John P. Holland Charter School's internal control over financial reporting and compliance.

Licensed Public School Accountant No. 20CS00206400



Gerald D. Longo  
Certified Public Accountant  
January 9, 2025



**REQUIRED SUPPLEMENTARY INFORMATION**  
**MANAGEMENT'S DISCUSSION AND ANALYSIS**

**JOHN P. HOLLAND CHARTER SCHOOL  
Management's Discussion and Analysis  
For the Fiscal Year Ended June 30, 2024  
(Unaudited)**

This section of John P. Holland Charter School annual financial report presents its discussion and analysis of the Board's financial performance during the fiscal year that ended on June 30, 2024. Please read it in conjunction with the transmittal letter at the front of this report and the Board's financial statements, which immediately follows this section.

**FINANCIAL HIGHLIGHTS**

Key financial highlights school wide for the 2023-24 fiscal year include the following:

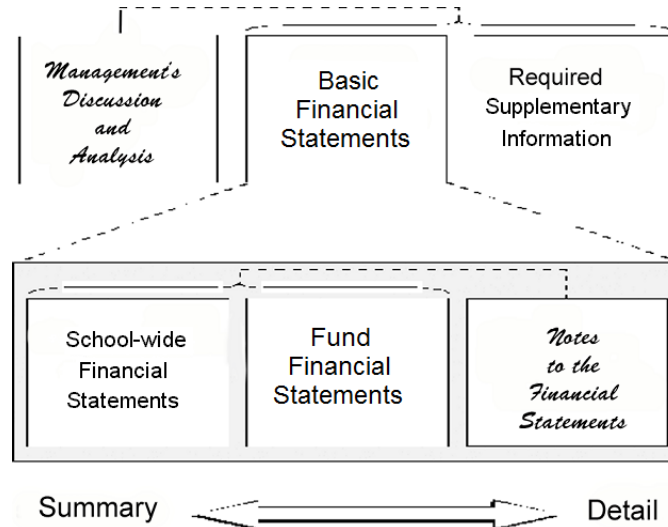
- Total School Wide Net Position (Deficit) is (\$673,680).
- The School Wide Unrestricted Unassigned Fund balances at June 30, 2024 is \$1,038,106.

**OVERVIEW OF THE FINANCIAL STATEMENTS**

The financial section of the annual report consists of four parts – Independent Auditor's Report, required supplementary information that includes the management's discussion and analysis (this section), the basic financial statements, and supplemental information. The basic financial statements include two kinds of statements that present different views of the John P. Holland Charter School.

**JOHN P. HOLLAND CHARTER SCHOOL**  
**Management's Discussion and Analysis**  
**For the Fiscal Year Ended June 30, 2024**  
**(Unaudited)**

**Figure A-1. Required Components of the Board's Annual Financial Report**



- The first two statements are school-wide financial statements that provide both short-term and long-term information about the John P. Holland Charter School overall financial status.
- The remaining statements are fund financial statements that focus on individual parts of the John P. Holland Charter School, reporting the John P. Holland Charter School operation in more detail than the school-wide statements.
- The governmental funds statements tell how basic services such as regular and special education were financed in the short term as well as what remains for future spending.
- Proprietary funds statements offer short- and long-term financial information about the Food Service activities the John P. Holland Charter School operates like businesses.

**JOHN P. HOLLAND CHARTER SCHOOL**  
**Management's Discussion and Analysis**  
**For the Fiscal Year Ended June 30, 2024**  
**(Unaudited)**

The financial statements also include notes that explain some of the information in the statements and provide data that are more detailed. Figure A-1 summarizes the major features of the John P. Holland Charter School financial statements, including the portion of the John P. Holland Charter School activities they cover and the types of information they contain. The remainder of this overview section of management's discussion and analysis highlights the structure and contents of each of the statements.

**Figure A-2 - Major Features of the School-wide and Financial Statements**

	<b><u>School-wide Statements</u></b>	<b><u>Fund Financial Statements</u></b>	
		<b>Governmental Funds</b>	<b>Proprietary Funds</b>
Scope	Entire school (except fiduciary funds)	The activities of the John P. Holland Charter School that are for the school operations and not proprietary or fiduciary, such as teachers' salaries, special education and building maintenance, food service, and community education	Activities the John P. Holland Charter School operates similar to private businesses: Internal service fund
Required financial statements	Statement of net position	Balance sheet	Statement of net position
	Statement of activities	Statement of revenue expenditures and changes in fund balances	Statement of revenue, expenses, and changes in fund net position
Accounting Basis and measurement focus	Accrual accounting and economic resources focus	Modified accrual accounting and current financial focus	Statement of cash flows Accrual accounting and economic resources focus
Type of asset/liability information	All assets and liabilities, both financial and capital, short-term and long-term	Generally assets expected to be used up and liabilities that come due during the year or soon there after; no capital assets or long-term liabilities included	All assets and liabilities, both financial and capital, and short-term and long-term
Type of inflow/out flow information	All revenues and expenses during year, regardless of when cash is received or paid	Revenues for which cash is received during or soon after the end of the year; expenditures when goods or services have been received and the related liability is due and payable	All revenues and expenses during the year, regardless of when cash is received or paid

**JOHN P. HOLLAND CHARTER SCHOOL**  
**Management's Discussion and Analysis**  
**For the Fiscal Year Ended June 30, 2024**  
**(Unaudited)**

**School-wide Statements**

The school-wide statements report information about the John P. Holland Charter School as a whole using accounting methods similar to those used by private-sector companies. The statement of net position includes all of the John P. Holland Charter School assets and liabilities. All of the current year's revenue and expenses are accounted for in the statement of activities regardless of when cash is received or paid.

The two school-wide statements report the John P. Holland Charter School net position and how they have changed. Net position – the difference between the John P. Holland Charter School assets and liabilities – are one way to measure the John P. Holland Charter School financial health or position.

In the school-wide financial statements, the John P. Holland Charter School activities are shown in two categories:

- *Governmental activities*- Most of the John P. Holland Charter School basic services are included here, such as regular and special education, transportation, administration, food services, and community education. Property taxes and state aid finance most of these activities.
- *Business-type activities*- The John P. Holland Charter School Food Service Fund and the after school program are included here.

**Fund Financial Statements**

The fund financial statements provide more detailed information about the John P. Holland Charter School funds – focusing on its most significant or “major” funds – not the John P. Holland Charter School as a whole.

Funds are accounting devices the John P. Holland Charter School uses to keep track of specific sources of funding and spending on particular programs:

- Some funds are required by State law.

John P. Holland Charter School uses other funds, established in accordance with the State of New Jersey Uniform Chart, to control and manage money for particular purposes (e.g., repaying its long-term debts) or to show that it is properly using certain revenues (e.g., federal funds).

**JOHN P. HOLLAND CHARTER SCHOOL**  
**Management's Discussion and Analysis**  
**For the Fiscal Year Ended June 30, 2024**  
**(Unaudited)**

The John P. Holland Charter School has two kinds of funds:

- **Governmental funds-** Most of the John P. Holland Charter School basic services are included in governmental funds, which generally focus on (1) how cash and other financial assets that can readily be converted to cash flow in and out and (2) the balances left at year-end that are available for spending. Consequently, the governmental funds statements provide a detailed short-term view that helps to determine whether there are more or fewer financial resources that can be spent in the near future to finance the John P. Holland Charter School programs. Because this information does not encompass the additional long-term focus of the school-wide statements, we provide additional information at the bottom of the governmental funds statements that explain the relationship (or differences) between them.
- **Proprietary funds-** Services for which the John P. Holland Charter School charges a fee are generally reported in proprietary funds. Proprietary funds are reported in the same way as the school-wide statements.

**FINANCIAL ANALYSIS OF THE JOHN P. HOLLAND CHARTER SCHOOL AS A WHOLE**

**Net position (Deficit).** The John P. Holland Charter School, School Wide Net Position (Deficit) is (\$673,680) as of June 30, 2024. (See Table A-1).

Governmental Funds	(\$684,752)
Enterprise Fund	<u>11,072</u>
Total	<u><u>(\$673,680)</u></u>

The Statement of Net Position (Deficit) of (\$673,680) reflects total capital assets net of \$3,362,390 at June 30, 2024 net of assumed depreciation of \$582,710 from inception, resulting in a Total Net Asset amount of \$2,779,680.

**JOHN P. HOLLAND CHARTER SCHOOL**  
**Management's Discussion and Analysis**  
**For the Fiscal Year Ended June 30, 2024**  
**(Unaudited)**

The John P. Holland Charter School financial position is the product of these factors:

- Special Revenue Fund Revenues were \$2,362,387
- Special Revenue Fund - Expenditures were \$2,406,018
- General Fund Revenues were \$13,211,585
- General Fund Expenditures were \$13,473,046

Table A-1  
**JOHN P. HOLLAND CHARTER SCHOOL**  
**Statement of Net Position (Deficit) - School Wide**  
**As of June 30, 2024**

	<u><b>Total</b></u>
<b>Assets</b>	
Current and Other Assets	\$1,547,768
Deferred Pension Outflows	1,105,379
Right-to-use lease assets-net	34,047,935
Capital Assets, Net	2,779,680
<b>Net Assets and Deferred Pension Outflows</b>	<u><b>\$39,480,762</b></u>
Current and Other Liabilities	\$483,207
Lease liabilities	36,360,288
Net Pension Liability - Non Current	2,912,530
Compensated Absences - Non Current	210,000
Deferred Pension Inflows - Non Current	188,417
<b>Total Liabilities and Deferred Pension Inflows</b>	<u><b>\$40,154,442</b></u>
Net Position (Deficit):	
Invested In Capital Assets - Net	\$2,779,680
Restricted - School Escrow	25,000
Restricted Student Activity	1,455
Unrestricted (Deficit)	(3,479,815)
<b>Total Net Position (Deficit)</b>	<u><u><b>(\$673,680)</b></u></u>
<b>Total Liabilities, Deferred Inflows and Net Position (Deficit)</b>	<u><u><b>\$39,480,762</b></u></u>
Fund Balance June 30, 2024 - B-1	\$1,053,489
Fund Balance June 30, 2024 - Proprietary Fund	11,072
Right-to-use lease assets-net	34,047,935
Lease liabilities	(36,360,288)
Compensated Absences	(210,000)
Cost of capital assets, net	2,779,680
Net position before pension adjustments	1,321,888
Less Pension adjustments net	(1,995,568)
<b>Total Net Position (Deficit) - June 30, 2024</b>	<u><u><b>(\$673,680)</b></u></u>

**JOHN P. HOLLAND CHARTER SCHOOL**  
**Management's Discussion and Analysis**  
**For the Fiscal Year Ended June 30, 2024**  
**(Unaudited)**

Table A-2  
**JOHN P. HOLLAND CHARTER SCHOOL**  
**Changes in Net Position (Deficit) - School Wide**  
**For the Fiscal Year Ended June 30, 2024**

<b>Revenues</b>	<b>Total</b>	<b>%</b>
Program revenues		
Charges for services		
Operating grants and contributions		
General revenues		
Federal and State Aid-Unrestricted	\$ 11,025,047	65%
State Aid Restricted	2,001,127	12%
Special Revenue Fund	2,406,018	14%
Student Activity	0	-
Other	185,411	1%
Proprietary Fund	1,420,702	8%
<b>Total revenues</b>	<b>\$ 17,038,305</b>	<b>100%</b>
<b>Expenses</b>		
Regular Instruction	\$ 6,709,459	39%
General Administrative	4,021,479	23%
School Administrative	3,694,389	21%
On-behalf TPAF Social Security / Pension / Medical	1,289,162	8%
Capital Outlay	164,575	1%
Proprietary Fund	1,459,929	8%
<b>Total expenses</b>	<b>\$ 17,338,993</b>	<b>100%</b>
Excess of Expenditures over Revenues	\$ (300,688)	
Fund Balance June 30, 2023	1,365,249	
Cost of capital assets - net less: Compensated Absences	2,569,680	
Amortization expense over principal payments on leases	(2,312,353)	
Net position before pension adjustments	1,321,888	
Less: pension adjustments net	(1,995,568)	
Total Net Position (Deficit) - June 30, 2024	<u><u>\$ (673,680)</u></u>	



**JOHN P. HOLLAND CHARTER SCHOOL**  
**Management's Discussion and Analysis**  
**For the Fiscal Year Ended June 30, 2024**  
**(Unaudited)**

Table A-3 (See Exhibit A-2)  
**JOHN P. HOLLAND CHARTER SCHOOL**  
**Total Cost and Net Cost of Services - School Wide**  
**For the Fiscal Year Ended June 30, 2024**

<u>Functions/Programs</u>	<u>Source</u>	<u>Total Cost of Services</u>	<u>Net Cost of Services</u>
<b>School Wide Activities</b>			
Instruction			
Regular	B-2	\$ 6,709,459	\$ 5,100,440
<b>Support Services</b>			
General Administrative Services	B-2	4,021,479	3,224,480
School Administrative Services	B-2	3,694,389	3,694,389
On-behalf TPAF Social Security / Pension/ Medical	B-2	1,289,162	1,289,162
Proprietary Fund	G-2	164,575	164,575
Capital Outlay	B-2	1,459,929	1,459,929
<b>Total School Wide Activities</b>		<u>\$ 17,338,993</u>	<u>\$ 14,932,975</u>

**FINANCIAL ANALYSIS OF THE JOHN P. HOLLAND CHARTER SCHOOL FUNDS**

The financial performance of the John P. Holland Charter School as a whole is reflected in its governmental total activities Exhibit A-2. As the John P. Holland Charter School completed the year, it reported a combined School Wide unassigned fund balance of \$1,038,106.

Revenues for the John P. Holland Charter School General, Special Revenue, Proprietary and Student Activity Funds were \$17,038,305 while total expenditures were \$17,338,993.

**GENERAL FUND**

The General Fund includes the primary operations of the John P. Holland Charter School in providing educational services to students from Pre-K to grade 8.

**JOHN P. HOLLAND CHARTER SCHOOL**  
**Management's Discussion and Analysis**  
**For the Fiscal Year Ended June 30, 2024**  
**(Unaudited)**

The following schedule presents a summary of School Wide Revenues.

**Table A-4 (See Exhibit B-2)**  
**JOHN P. HOLLAND CHARTER SCHOOL**  
**Changes in Revenues - School Wide**  
**For the Fiscal Years Ended June 30**

<b>Revenues</b>	<b>Year Ended 06/30/2024</b>	<b>Year Ended 06/30/2023</b>	<b>Amount of Increase (Decrease)</b>
<b>Local Sources:</b>			
Local Share	\$ 1,214,003	\$ 752,264	\$ 461,739
Total Local Sources	1,214,003	752,264	461,739
<b>Intergovernmental</b>			
<b>Student Activity</b>	\$ -	\$ 45,086	\$ 39,172
State Sources	14,508,290	13,232,237	1,276,053
Federal Revenue	1,316,012	3,887,255	(2,571,243)
Total Intergovernmental Sources	\$ 15,824,302	\$ 17,164,578	\$ (1,256,018)
<b>Total Revenue - School Wide</b>	<b>\$ 17,038,305</b>	<b>\$ 17,916,842</b>	<b>\$ (878,537)</b>

The following schedule presents a summary of School Wide Expenditures.

**Table A-5 (See Exhibit B-2)**  
**JOHN P. HOLLAND CHARTER SCHOOL**  
**Changes in Expenditures - School Wide**

<b>Expenditures</b>	<b>Year Ended 06/30/2024</b>	<b>Year Ended 06/30/2023</b>	<b>Amount of Increase (Decrease)</b>
<b>Current:</b>			
Regular Instruction	\$ 6,709,459	\$ 6,020,080	689,379
General Administrative Services and School Administration	7,715,868	8,631,442	(915,574)
On-behalf TPAF Social Security/ Pension / Medical	1,289,162	1,239,206	49,956
Student Activity		-	-
Capital outlay	164,575	669,057	(504,482)
Proprietary Fund	1,459,929	1,147,011	312,918
<b>Total Expenditures School Wide</b>	<b>\$ 17,338,993</b>	<b>\$ 17,706,796</b>	<b>\$ (367,803)</b>

**JOHN P. HOLLAND CHARTER SCHOOL**  
**Management's Discussion and Analysis**  
**For the Fiscal Year Ended June 30, 2024**  
**(Unaudited)**

**UNRESERVED-UNDESIGNATED FUND BALANCE AS A PERCENTAGE OF EXPENDITURES**

The following table shows the School Wide unassigned-undesignated fund balance.

**Table A-6**  
**JOHN P. HOLLAND CHARTER SCHOOL**  
**Unassigned Fund Balances - School Wide**  
**For the Fiscal Years Ended June 30**

	<u>2023</u>	<u>2022</u>	<u>2021</u>	<u>2020</u>
Unassigned Undesignated				
Fund Balance	1,038,106	1,338,794	969,200	1,352,389
Expenditures	17,338,993	17,706,796	10,848,467	7,757,665
Percentage	6.0%	7.6%	8.9%	17.4%

The John P. Holland Charter School values its fund balances as a vehicle for addressing unbudgeted and emergent needs that occur during school year. The amount of unassigned fund balance to support the subsequent years budget is \$1,038,106 for the 2024-25 school year.

**CAPITAL ASSETS**

**Table A-7**  
**JOHN P. HOLLAND CHARTER SCHOOL**  
**Capital Assets - School Wide**  
**For the Fiscal Year Ended June 30, 2024**

Leasehold Improvements	\$ 2,281,815
Equipment	1,080,575
<b>Total - Capital Assets</b>	<b>\$ 3,362,390</b>
Less: Accumulated Depreciation / Amortization	(582,710)
<b>Total - Net Capital Assets</b>	<b>\$ 2,779,680</b>

**JOHN P. HOLLAND CHARTER SCHOOL  
Management's Discussion and Analysis  
For the Fiscal Year Ended June 30, 2024  
(Unaudited)**

**FACTORS BEARING ON THE SCHOOL'S FUTURE**

While many factors influence the Charter School's future, the availability of State funding and the economy will have the most impact on educational and fiscal decisions in the future.

These and many other factors were considered by the Charter School's administration during the process of developing the fiscal year 2024-25 budget. The primary factors were the Charter School's projected student population, anticipated state and federal aid as well as increasing salary and related benefit costs. These indicators were considered when adopting the budget for fiscal year 2024-2025.

**CONTACTING THE JOHN P. HOLLAND CHARTER SCHOOL'S FINANCIAL MANAGEMENT**

This financial report is designed to provide our citizens, taxpayers, customers, and investors and creditors with a general overview of the John P. Holland Charter School finances and to demonstrate the John P. Holland Charter School accountability for the money it receives. If you have questions about this report or need additional financial information, contact the Business Office, 5 Garret Mountain Plaza, Woodland Park, New Jersey, 07501.

## **BASIC FINANCIAL STATEMENTS**

The basic financial statements provide a financial overview of the John P. Holland Charter School operations. These financial statements present the financial position and operating results of all funds as of June 30, 2024.

## **SCHOOL-WIDE FINANCIAL STATEMENTS**

**JOHN P. HOLLAND CHARTER SCHOOL**  
**Statement of Net Position (Deficit)**  
**As of June 30, 2024**

	Governmental Activities	Business-type Activities	Total
<b>ASSETS</b>			
Cash and Cash Equivalents - Unrestricted	\$ 980,444	\$ 19,672	\$ 1,000,116
Receivables	323,785	37,052	360,837
Security Deposits - Rental	160,360	-	160,360
Interfund	37,052	(37,052)	-
Cash and Cash Equivalents - Restricted - School Escrow	25,000		25,000
Cash and Cash Equivalents - Restricted - Student Activity	1,455		1,455
Right-to-use lease assets-net	34,047,935		34,047,935
Capital assets, net	2,779,680	-	2,779,680
Total Assets	<u>38,355,711</u>	<u>19,672</u>	<u>38,375,383</u>
<b>Deferred outflows of resources</b>			
Pension deferred outflows	1,105,379		1,105,379
<b>Total Assets and Deferred Outflows of Resources</b>	<u><u>\$ 39,461,090</u></u>	<u><u>\$ 19,672</u></u>	<u><u>\$ 39,480,762</u></u>
<b>LIABILITIES</b>			
Due to Districts	\$ 108,450	\$ -	\$ 108,450
Accounts Payable	233,251	8,600	241,851
Payroll Liabilities/ Other	116,403		116,403
Deferred Revenue	16,503		16,503
Compensated Absences - Long Term	210,000		210,000
Lease liabilities - Long Term	36,360,288		36,360,288
Net pension liability - Long Term	2,912,530		2,912,530
Total Liabilities	<u>39,957,425</u>	<u>8,600</u>	<u>39,966,025</u>
<b>Deferred inflows of resources</b>			
Pension deferred inflows	188,417	-	188,417
<b>NET POSITION (Deficit)</b>			
Invested in capital assets, net	2,779,680	-	2,779,680
Restricted - Charter School Escrow Reserve	25,000		25,000
Restricted - Student Activity Reserve	1,455		1,455
Unrestricted (Deficit)	(3,490,887)	11,072	(3,479,815)
Total Net Position (Deficit)	<u>(684,752)</u>	<u>11,072</u>	<u>(673,680)</u>
<b>Total Liabilities, Deferred Inflows and Net Position (Deficit)</b>	<u><u>\$ 39,461,090</u></u>	<u><u>\$ 19,672</u></u>	<u><u>\$ 39,480,762</u></u>
<b>Fund Balance June 30, 2024 - B-1</b>			
Fund Balance June 30, 2024 - B-1	\$ 1,053,489		
Right-to-use lease assets-net of accumulated amortization	34,047,935		
Compensated Absences	(210,000)		
Principal balance of lease liabilities	(36,360,288)		
Cost of capital assets net, less Compensated Absences	2,779,680		
Net position before pension adjustments	1,310,816		
Less: pension adjustments - net	(1,995,568)		
Total Net Position (Deficit) - June 30, 2024	<u><u>\$ (684,752)</u></u>		

The accompanying Notes to the Basic Financial Statements are an integral part of this statement.

**JOHN P. HOLLAND CHARTER SCHOOL**  
**Statement of Activities**  
**For the Fiscal Year Ended June 30, 2024**

Functions/Programs	Expenses	Program Revenues		Changes in Net Position		
		Charges for Services	Operating Grants and Contributions	Capital Grants and Contributions	Governmental Activities	Business-type Activities
Governmental activities:						
Instruction:						
Regular	(6,709,459)		\$ (1,609,019)		\$ (5,100,440)	\$ (5,100,440)
Support services:						
General administratrion	(4,021,479)		(796,999)		(3,224,480)	\$ (3,224,480)
School administrative services/ operations plant serv.	(3,694,389)				(3,694,389)	(3,694,389)
On - behalf TPAF Social Security	(1,289,162)				(1,289,162)	(1,289,162)
Capital Outlay	(164,575)		-		(164,575)	(164,575)
Student Activity	-				-	-
Total governmental activities	(15,879,064)		(2,406,018)		(13,473,046)	(13,473,046)
Business-type activities:						
Food Service and After School Program	(1,459,929)	(1,459,929)				(1,459,929)
Total business-type activities	(1,459,929)	(1,459,929)				(1,459,929)
Total primary government	(17,338,993)	\$ (1,459,929)	\$ (2,406,018)		\$ (13,473,046)	\$ (14,932,975)
General revenues:						
					\$ 11,025,047	\$ 11,069
					2,001,127	438,640
					185,411	782,291
					0	188,702
					(43,631)	(43,631)
					(16,057)	(16,057)
Total general revenues, special items,					13,151,897	1,420,702
Change in Net Position - (Decrease)					(321,149)	(39,227)
Decrease in Pension					(481,064)	0
Amortization expense over principal payments on leases					(749,369)	(749,369)
Net Position - Beginning of Year - July 1,2023					866,830	50,299
Net Position (Deficit) - End of Year - June 30, 2024					\$ (684,752)	\$ 11,072

The accompanying Notes to the Basic Financial Statements are an integral part of this document.



## **FUND FINANCIAL STATEMENTS**

## **GOVERNMENTAL FUNDS**

**JOHN P. HOLLAND CHARTER SCHOOL**  
**Balance Sheet**  
**Governmental Funds**  
**As of June 30, 2024**

	General Fund	Special Revenue Fund	Total Governmental Funds
<b>ASSETS</b>			
Cash and Cash Equivalents - Unrestricted	\$ 954,883	\$25,561	\$ 980,444
Interfund	73,616	(36,564)	37,052
Receivables	287,953	35,832	323,785
Security Deposit - Rental	160,360	-	160,360
Cash and Cash Equivalents - Restricted - School Escrow	25,000	-	25,000
Cash and Cash Equivalents - Restricted - Student Activity		1,455	1,455
Total assets	<u>\$ 1,501,812</u>	<u>\$ 26,284</u>	<u>\$ 1,528,096</u>
<b>LIABILITIES AND FUND BALANCES</b>			
Liabilities:			
Accounts Payable	\$ 233,251	\$ -	\$ 233,251
Payroll Liabilities	108,077	8,326	116,403
Deferred Revenue	0	16,503	16,503
Due to Districts	108,450		108,450
Total liabilities	<u>449,778</u>	<u>24,829</u>	<u>474,607</u>
Fund Balances:			
Restricted - School - Escrow	25,000		25,000
Restricted - Student Activity	-	1,455	1,455
Unassigned	1,027,034		1,027,034
Total Fund balances	<u>1,052,034</u>	<u>1,455</u>	<u>1,053,489</u>
Total Liabilities and Fund Balances	<u>\$ 1,501,812</u>	<u>\$ 26,284</u>	<u>\$ 1,528,096</u>

Amounts reported for governmental activities in the statement of net position (A-1) are different because:

Governmental Fund Balance June 30, 2024 \$ 1,053,489

Right-to-use assets used in governmental activities are not financial resources and therefore are not reported in the funds. The cost of the assets is \$36,369,398 less the accumulated amortization (\$2,321,463) 34,047,935

Lease liabilities used in governmental activities are not financial resourced and therefore are not reported in the funds (36,360,288)

Capital assets used in governmental activities are not financial resources and therefore are not reported in the funds. The cost of the assets is \$ 3,362,390 and the accumulated depreciation (\$582,710) 2,779,680

Long-term liabilities, including compensated absences, are not due and payable in the current period and therefore are not reported as liabilities in the funds (210,000)

Net Position before pension adjustments - June 30, 2024 1,310,816

Deferred Pension Liability (2,912,530)

Pension Deferred - Inflows (188,417)

Pension Deferred - Outflows 1,105,379

Net Position (Deficit) of Governmental activities - June 30, 2024 \$ (684,752)

The accompanying Notes to the Basic Financial Statements are an integral part of this document.

**JOHN P. HOLLAND CHARTER SCHOOL**  
**Statement of Revenues, Expenditures, And Changes in Fund Balances**  
**Governmental Funds**  
**For the Fiscal Year Ended June 30, 2024**

	<b>General Fund</b>	<b>Special Revenue Fund</b>	<b>Total Governmental Funds</b>
<b>REVENUES</b>			
Local sources:			
State / Local Share	\$ 11,025,047	\$ -	\$ 11,025,047
Student Activity		-	-
Miscellaneous	185,411	13,968	199,379
Total - Local Sources	11,210,458	13,968	11,224,426
State Sources	2,001,127	1,471,047	3,472,174
Federal Sources		877,372	877,372
Total Revenues	<u>\$ 13,211,585</u>	<u>\$ 2,362,387</u>	<u>\$ 15,573,972</u>
<b>EXPENDITURES</b>			
Current:			
Regular instruction	\$ 5,100,440	\$ 1,609,019	\$ 6,709,459
Support services- General Administrative	3,224,480	796,999	4,021,479
Support Services- School Admin/ operations plant serv	3,694,389		3,694,389
On-behalf TPAF Social Security, Pension and Medical	1,289,162		1,289,162
Capital outlay	164,575	-	164,575
Student Activity		-	-
Total expenditures	<u>13,473,046</u>	<u>2,406,018</u>	<u>15,879,064</u>
Excess (Deficiency) of revenues over expenditures	<u>(261,461)</u>	<u>(43,631)</u>	<u>(305,092)</u>
<b>OTHER FINANCING SOURCES (USES)</b>			
Transfers in	-		-
Transfers out	-		-
Total other financing sources and uses	<u>-</u>	<u>-</u>	<u>-</u>
Net change in fund balances - (Decrease)	<u>(261,461)</u>	<u>(43,631)</u>	<u>(305,092)</u>
Fund Balance July 1, 2023	<u>1,313,495</u>	<u>45,086</u>	<u>1,358,581</u>
Fund balance - June 30, 2024	<u>\$ 1,052,034</u>	<u>\$ 1,455</u>	<u>\$ 1,053,489</u>

The accompanying Notes to the Basic Financial Statements are an integral part of this document.

**JOHN P. HOLLAND CHARTER SCHOOL**  
**Reconciliation of the Statement of Revenues, Expenditures,**  
**and Changes in Fund Balances of Governmental Funds**  
**to the Statement of Activities**  
**For the Fiscal Year Ended June 30, 2024**

**Total net change in fund balances - governmental funds (from B-2) (Decrease)** \$ (261,461)

Amounts reported for governmental activities in the statement  
of activities (A-2) are different because:

Capital outlays are reported in governmental funds as expenditures.  
However, in the statement of activities, the cost of those assets is  
allocated over their estimated useful lives as depreciation expense. This is  
the amount by which capital outlays exceeded depreciation in the period.

Depreciation expense	\$ (180,632)
Capital outlays	<u>164,575</u>

Total Net Change Before Change in Pensions (Decrease)

	<u>\$ (16,057)</u>
	\$ (277,518)

Amortization expense over principal payments on leases  
Decrease in Student Activity

	(749,369)
	(43,631)

Pension contributions are reported in governmental funds as expenditures; however, in the statement of  
activities, the contributions are adjusted for actuarial valuation adjustments, including service and  
interest costs, administrative costs, investment returns, and experience/assumption. This is the amount  
by which net pension liability and deferred inflows/outflows related to pension changed during the period.

	(481,064)
--	-----------

**Change in net position of governmental activities (A-2) (Decrease)**

	<u><u>\$ (1,551,582)</u></u>
--	------------------------------

**The accompanying Notes to the Basic Financial Statements are an integral part of this statement.**

## **PROPRIETARY FUNDS**

**JOHN P. HOLLAND CHARTER SCHOOL**  
**Statement of Net Position**  
**Proprietary Fund**  
**As of June 30, 2024**

	<b>Proprietary Fund FOOD SERVICE Activities Enterprise</b>	<b>Proprietary Fund After Care Activities Enterprise</b>	<b>Total Activities Enterprise</b>
<b>ASSETS</b>			
Current Assets			
Cash and Cash Equivalents	\$0	\$19,672	\$19,672
Interfund	(37,052)		(37,052)
Intergovernmental Receivable			
Federal	36,081		36,081
State	971		971
Total Current Assets	0	19,672	19,672
Total Assets	\$0	\$19,672	\$19,672
<b>LIABILITIES</b>			
Account Payable		8,600	8,600
Net Position			
Unrestricted	0	11,072	11,072
Invested in capital assets - net			
Total Net Position	0	11,072	11,072
Total Liabilities and Net Position	0	\$19,672	\$19,672

**The accompanying Notes to the Basic Financial Statements are an integral part of this statement.**

**JOHN P. HOLLAND CHARTER SCHOOL**  
**Statement of Revenues, Expenses, and Changes in Fund Net Position**  
**Proprietary Fund**  
**For the Fiscal Year Ended June 30, 2024**

	<b>Business-Type Proprietary Fund Food Service Enterprise</b>	<b>After-Care Enterprise</b>	<b>Total</b>
<b>OPERATING REVENUES</b>			
Local Sources			
Daily Sales - Reimbursable Programs			
Interest Income	\$9,306		\$9,306
Self Pay Revenue	1,261	\$771,724	772,985
Total Operating Revenues	<u>10,567</u>	<u>771,724</u>	<u>782,291</u>
<b>OPERATING EXPENSES</b>			
Supplies, Materials & Other	(648,978)	(810,951)	(1,459,929)
Total Operating Expenses	<u>(648,978)</u>	<u>(810,951)</u>	<u>(1,459,929)</u>
Income (Loss) From Operations	<u>(638,411)</u>	<u>(39,227)</u>	<u>(677,638)</u>
Nonoperating Revenues			
State Sources			
State Breakfast After the Bell	5,891		5,891
State Lunch	5,178		5,178
Federal Sources			
PEBT	653		653
National Afterschool Snack	28,570		28,570
School Breakfast Program	134,449		134,449
National School Lunch Program	274,968		274,968
Total Nonoperating Revenues	<u>449,709</u>	<u>0</u>	<u>449,709</u>
(Decrease) in Net Position	<u>(188,702)</u>	<u>(39,227)</u>	<u>(227,929)</u>
Subsidy transferred In From General Fund	188,702	0	188,702
Total Net Position - Beginning of Year - July 1, 2023	<u>0</u>	<u>50,299</u>	<u>50,299</u>
Total Net Position - End of Year - June 30, 2024	<u>\$0</u>	<u>\$11,072</u>	<u>\$11,072</u>

**The accompanying Notes to the Basic Financial Statements are an integral part of this statement.**



**Exhibit B-6**

**JOHN P. HOLLAND CHARTER SCHOOL**  
**Statements of Cash Flows**  
**Proprietary Funds**  
**For the Fiscal Year Ended June 30, 2024**

	<b>Proprietary Fund Business-Type Activities</b>
Cash flows from operating activities	\$782,291
Cash Payments supplies, material and other	(1,451,329)
Net Cash (Used) by Operating Activities	<u>(669,038)</u>
Cash Flows from Noncapital Financing Activities	
Interfund Adjustment	(49,284)
Subsidy Transferred from General Fund	188,702
Cash Received from State and Federal Subsidy Reimbursements	498,993
Net Cash Provided by Noncapital Financing Activities	<u>638,411</u>
Cash Flows from Investing Activities	
Net Cash Provided by Investing Activities	
Net (Decrease) in Cash and Cash Equivalents	(30,627)
Cash and Cash Equivalents, Beginning of Year - July 1, 2023	50,299
Cash and Cash Equivalents, End of Year - June 30, 2024	<u><u>\$19,672</u></u>
Reconcillation of Operating Income to Net Cash	
Used by Operating Activities	
Operating (Loss)	(227,929)
Adjustments to Reconcile Operating (Loss) to	
Net Cash Provided by Operating Activities	0
Interfund Adjustment	(49,284)
Subsidy Transferred from General Fund	188,702
Decrease in Accounts Receivable	49,284
Change in Assets and Liabilities	8,600
Total Adjustment	<u>197,302</u>
Net (Used In) Operating Activities	<u><u>(\$30,627)</u></u>

**The accompanying Notes to the Basic Financial Statements are an integral part of this statement.**

## **FIDUCIARY FUNDS**

**Exhibit B-7**

**JOHN P. HOLLAND CHARTER SCHOOL  
Statement of Fiduciary Net Position  
Fiduciary Funds  
As of June 30, 2024**

**NOT APPLICABLE**

**Exhibit B-8**

**JOHN P. HOLLAND CHARTER SCHOOL  
Statement of Changes in Fiduciary Net Position  
Fiduciary Funds  
For the Fiscal Year Ended June 30, 2024**

**NOT APPLICABLE**

## **NOTES TO THE BASIC FINANICAL STATEMENTS**

**JOHN P. HOLLAND CHARTER SCHOOL**  
**Notes to the Basic Financial Statements**  
**For the Fiscal Year Ended June 30, 2024**

**1. DESCRIPTION OF THE CHARTER SCHOOL AND REPORTING ENTITY**

John P. Holland Charter School ("Charter School") is an instrumentality of the State of New Jersey, established to function as an education institution. The Board of Trustees (the "Board") consists of appointed officials and are responsible for the fiscal control of the Charter School. A director is appointed by the Board and is the administrative control of the Charter School.

A reporting entity is comprised primary government, component units and other organizations that are included to insure that the financial statements of the Charter School are not misleading. The primary government consists of all funds, departments, boards and agencies that are not legally separate from the Charter School. For the Charter School, this includes general operations, food service and student related activities for the Charter School.

The primary criterion for including activities within the Charter School's reporting entity, as set forth in Section 2100 of the GASB Codification of Governmental Accounting and Financial Reporting Standards, is the degree of oversight responsibility maintained by the Charter School. Oversight responsibility includes financial interdependency, section of governing authority, designation of management, ability to significantly influence operations and accountability for fiscal matters. The combined financial statements include all funds of the Charter School over which the Board exercises operating control. There were no additional entities required to be included in the reporting entity under the criteria as described above, in the current fiscal year. Furthermore, the Charter School is not includable in any other reporting entity on the basis of such criteria.

**2. SUMMARY OF SIGNIFICANT ACCOUNTING POLICIES**

This summary of significant accounting policies of the Charter School is presented to assist in understanding the Charter School's financial statements and notes are a representation of the Charter School's management, who is responsible for their integrity and objectivity. These accounting policies conform to generally accepted accounting principles in the United States as applied to governmental units and have been consistently applied in the preparation of these financial statements.

The financial statements of the Charter School have been prepared in conformity with generally accepted accounting principles (GAAP) as applied to governmental units. GASB is the accepted standard-setting body for establishing governmental accounting and financial reporting principles.

**A. Basis of Presentation**

The Charter School's basic financial statements consists of government-wide statements, including a statement of net assets and a statement of activities, and fund financial statements that provide a more detailed level of financial information.

**JOHN P. HOLLAND CHARTER SCHOOL**  
**Notes to the Basic Financial Statements**  
**For the Fiscal Year Ended June 30, 2024**

**2. SUMMARY OF SIGNIFICANT ACCOUNTING POLICIES (continued)**

The statement of net position and the statement of activities display information about the Charter School as a whole. These statements include the financial activities of the primary government, except for fiduciary funds.

**Government-Wide Statements**

The statement of net position presents the financial condition of the governmental activities of the Charter School at fiscal year-end. The statement of activities presents a comparison between direct expenses and program revenues for each program or function of the Charter School's governmental activities. Direct expenses are those that are specifically associated with a service, program or department and therefore clearly identifiable to a particular function. Program revenues include charges paid by the recipient of the goods or services offered by the program, grants and contributions that are restricted to meeting the operational or capital requirements of a particular program. Revenues that are not classified as program revenues are presented as general revenues of the Charter School, with certain limited exceptions. The comparison of direct expenses with program revenues identifies the extent to which each governmental function is self-financing or draws from the general revenues of the Charter School.

**Fund Financial Statements**

During the fiscal year, the Charter School segregates transactions related to certain Charter School functions or activities in separate funds in order to aid financial management and to demonstrate legal compliance.

Fund financial statements are designed to present financial information of the Charter School at this more detailed level. The focus of governmental and enterprise fund financial statements is on major funds. Each major fund is presented in a separate column.

**B. Fund Accounting**

The Charter School uses funds to maintain its financial records during the fiscal year. A fund is defined as a fiscal and accounting entity with a self-balancing set of accounts.

**Governmental Funds**

Government funds are those through which most governmental functions typically are financed. Governmental fund reporting focuses on the sources, uses and balances of current financial resources. Expendable assets are assigned to the various governmental funds according to the purposes for which they may or must be used. Current liabilities are assigned to the fund from which they will be paid. The difference between governmental fund assets and liabilities is reported as fund balance. The following are the Charter School's major governmental funds:

**JOHN P. HOLLAND CHARTER SCHOOL**  
**Notes to the Basic Financial Statements**  
**For the Fiscal Year Ended June 30, 2024**

**2. SUMMARY OF SIGNIFICANT ACCOUNTING POLICIES (continued)**

**General Fund** - The General Fund is the general operating fund of the Charter School. It is used to account for all financial resources except those required to be accounted for in another fund. Included are certain expenditures for vehicles and movable instructional or noninstructional equipment that are classified in the Capital Outlay subfund.

As required by the New Jersey State Department of Education, the Charter School included budgeted capital outlay in this fund. Generally accepted accounting principles as they pertain to governmental entities state that General Fund resources may be used to directly finance capital outlays for long-lived improvements as long as the resources in such cases are derived exclusively from unrestricted revenues.

Resources for budgeted capital outlay purposes are normally derived from State of New Jersey Aid, district taxes and appropriated fund balance. Expenditures are those that result in the acquisition of or additions to fixed assets for land, existing buildings, improvements of grounds, construction of buildings, additions to or remodeling of buildings that the purchase of built-in equipment. These resources can be transferred from and to Current Expense by board resolution.

**Special Revenue Fund** - The Special Revenue Fund is used to account for the proceeds of specific revenue from State and Federal Government, (other than major capital projects, Debt Service of the Enterprise Funds) and local appropriations that are legally restricted to expenditures for specified purposes.

**Proprietary Funds**

The focus of Proprietary Fund measurement is upon determination of net income, financial position and cash flows. The generally accepted accounting principles applicable are those similar to businesses in the private sector. The following is a description of the proprietary fund of the Charter School:

**Enterprise Fund** - The Enterprise Fund is utilized to account for operations that were financed and operated in a manner similar to private business enterprises - where the intent of the Charter School is that the costs (i.e. expenses including depreciation and indirect costs) of providing goods or services to the students on a continuing education basis be financed or recovered primarily through user charges; or, where the Charter School has decided that periodic determination of revenues earned, expenses incurred, and/or net income is appropriate for capital maintenance, public policy, management control, accountability or other purposes.

All proprietary funds are accounted for on a cost of services or "capital maintenance" measurement focus. This means that all assets and all liabilities, whether current or noncurrent, associated with their activity are included on their balance sheets. Their reported fund equity (net position) is segregated into invested in capital assets net of related debt and unrestricted net position, if



**JOHN P. HOLLAND CHARTER SCHOOL**  
**Notes to the Basic Financial Statements**  
**For the Fiscal Year Ended June 30, 2024**

**2. SUMMARY OF SIGNIFICANT ACCOUNTING POLICIES (continued)**

applicable. Proprietary fund type operating statements present increases (revenues) and decreases (expenses) in net total position.

Depreciation of fixed assets used by proprietary funds is charged as an expense against their operations.

**C. Measurement Focus and Basis of Accounting**

***Measurement focus*** is a term used to describe "which" transactions are recorded within the various financial statements. ***Basis of accounting*** refers to "when" transactions are recorded regardless of the measurement focus applied.

**Measurement Focus**

On the government-wide statements of net position and the statement of activities, both governmental and business-like activities are presented using the economic resources measurement focus. The accounting and financial reporting treatment applied to a fund is determined by its measurement focus. All governmental funds and expendable trust funds are accounted for using a current financial resources measurement focus. With this measurement focus, only current assets and current liabilities generally are included on the balance sheet.

Operating statement of these funds present increases (i.e., revenues and other financing sources), and decreases (i.e. Expenditures and other finances uses) during a given period. These funds use fund balance as their measure of available spendable financial resources at the end of the period.

All proprietary funds are accounted for on a flow economic resources measurement focus. With this measurement focus, the accounting adjectives are the determination of operating income, changes in net position (or cost recovery). financial position, and cash flow. All assets and all liabilities, whether current or non-current, associated with their activities are included on the balance sheet. Fund equity (i.e., net total assets) is classified as net position.

**Basis of Accounting**

In the government wide statement of net position and statements of activities. both governmental and business like activities are presented using the accrual basis of accounting. Under the accrual basis of accounting revenues are recognized when earned and expenses are recognized when the liability, resulting from exchange and exchange like transactions, is incurred (i.e. the exchange takes place).

In the fund financial statements, governmental fund and agency funds are presented on the modified accrual basis of accounting. Under the modified accrual basis of accounting. revenues are recognized when they become both measurable and available. "Measurable" means the amount of

**JOHN P. HOLLAND CHARTER SCHOOL**  
**Notes to the Basic Financial Statements**  
**For the Fiscal Year Ended June 30, 2024**

**2. SUMMARY OF SIGNIFICANT ACCOUNTING POLICIES (continued)**

the transaction can be determine and "available" means collectible with the current period or soon enough thereafter to be used to pay liabilities of the current period. State equalization monies are recognized as revenue during the period in which they are appropriated. A one-year availability period is used for revenue recognition for all other governmental funds revenues.

**D. Budgets/Budgetary Control**

Annual appropriated budgets are prepared in the spring of each year for the general and special revenue funds. The budgets are submitted to the county office for approval. Budgets are prepared using the modified accrual basis of accounting, except for the special revenue fund as described later. The legal level of budgetary control is established at line item accounts within each fund. Line item accounts are defined as the lowest (most specific) level of detail as established pursuant to the minimum chart of accounts referenced in N.J.A.C. 6:20-2A.2(m)1. Transfers of appropriations may be made by School Board resolution at any time during the fiscal year subject to the limitation of P.L 2004 c73 (S 1701).

Formal budgetary integration into the accounting system is employed as a management control device during the year. For governmental funds, there are no substantial differences between the budgetary basis of accounting and accounting principles generally accepted in the United States of America (GAAP) with the exception of the legally mandated revenue recognition of the last state aid payment for budgetary purposes only and the special revenue fund as noted below. Encumbrance accounting is also employed as an extension of formal budgetary integration in the governmental fund types. Unencumbered appropriations lapse at fiscal year end.

The accounting records of the special revenue fund are maintained on the grant accounting budgetary basis. The grant accounting budgetary basis differs from GAAP in that the grant accounting budgetary basis recognizes encumbrances as expenditures and also recognizes the related revenues, whereas the GAAP basis does not. Sufficient supplemental records are maintained to allow for the presentation of GAAP basis financial reports.

Exhibit C-3 represents a reconciliation of the General Fund revenues and Special Revenue Fund revenues and expenditures from the budgetary basis of accounting as presented in the Budgetary Comparison Schedule - General Fund and Special Revenue Fund to the GAAP basis of accounting as presented in Exhibit B-2.

**E. Encumbrances**

Under encumbrance accounting purchase orders, contracts and other commitments for the expenditure of resources are recorded to reserve a portion of the applicable appropriation. Open encumbrances in governmental funds, other than the special revenue fund, are reported as reservations of fund balances at fiscal year end as they do not constitute expenditures or liabilities but rather commitments related to unperformed contracts for goods and services.

**JOHN P. HOLLAND CHARTER SCHOOL**  
**Notes to the Basic Financial Statements**  
**For the Fiscal Year Ended June 30, 2024**

**2. SUMMARY OF SIGNIFICANT ACCOUNTING POLICIES (continued)**

Open encumbrances in the special revenue fund, for which the Charter School has received advances, are reflected in the balance sheet as deferred revenues at fiscal year end. There were \$0 of encumbrances at June 30, 2024. The encumbered appropriation authority carries over into the next fiscal year. An entry will be made at the beginning of the next fiscal year to increase the appropriation reflected in the certified budget by the outstanding encumbrance amount as of the current fiscal year end.

**F. Cash, Cash Equivalents and Investments**

Cash and cash equivalents include petty cash, cash in banks and all highly liquid investments with a maturity of three months or less at the time of purchase and are stated at cost plus accrued interest. U.S. Treasury and agency obligations and certificates of deposit with maturities of one year or less when purchased are stated at cost. All other investments are stated at fair value.

New Jersey Charter Schools are limited as to the types of investments and types of financial institutions they may invest in. New Jersey statute 18A:20-37 provides a list of permissible investments that may be purchased by New Jersey Charter Schools.

Additionally, the Charter School has adopted a cash management plan that requires it to deposit public funds in public depositories protected from loss under the provisions of the Governmental Unit Deposit Protection Act ("GUDPA"). GUDPA was enacted in 1970 to protect Governmental Units from a loss of funds on deposit with a failed banking institution in New Jersey.

N.J.S.A. 17:9-41 et. seq. establishes the requirements for the security of deposits of governmental units. The statute requires that no governmental unit shall deposit public funds in a public depository unless such funds are secured in accordance with the Act. Public depositories include Savings and Loan institutions, banks (both state and national banks) and savings banks, the deposits of which are federally insured. All public depositories must pledge collateral, having a market value at least equal to five percent of the average daily balance of collected public funds, to secure the deposits of Governmental Units. If a public depository fails, the collateral it has pledged, plus the collateral of all other public depositories, is available to pay the full amount of their deposits to the Governmental Units.

**G. Inventories and Prepaid Expenses**

Inventories and prepaid expenses, which benefit future periods, other than those recorded in the enterprise fund are recorded as an expenditure during the year of purchase.

Inventories in the Proprietary Funds are valued at cost, which approximates market, using the first-in-first-out (FIFO) method.

**JOHN P. HOLLAND CHARTER SCHOOL**  
**Notes to the Basic Financial Statements**  
**For the Fiscal Year Ended June 30, 2024**

**2. SUMMARY OF SIGNIFICANT ACCOUNTING POLICIES (continued)**

**H. Short-Term Interfund Receivables/Payables**

Short-term interfund receivables/payables represent amounts that are owed, other than charges for goods or services rendered to/from a particular fund in the Charter School and that are due within one year.

**I. Capital Assets**

General Fund capital assets result from expenditures in the governmental funds. These assets are reported in the governmental activities column of the government-wide statement of net position but are not reported in the fund financial statements.

All capital assets are capitalized at cost (or estimated historical cost) and updated for additions and retirements during the year. Donated fixed assets are recorded at their fair market value as of the date received. The Charter School maintains a capitalization threshold of \$2,000. Improvements are capitalized; the costs of normal maintenance and repairs that do not add to the value of the asset or materially extend an asset's life are not.

All reported capital assets except for land are depreciated. Improvements are depreciated over the remaining useful lives of the related capital assets. Depreciation is computed using the straight-line method over the following useful lives:

<b><u>Description of Capital Cost</u></b>	<b><u>Estimated Lives (Years)</u></b>
Right-of-Use Assets	*
Leasehold improvements	2 - 10
Equipment	5
*Shorter of Useful Life or Lease Term	

**J. Net Position/Fund Balance**

**School-Wide Statements**

In the school-wide statements, there are three classes of net position:

- Invested in Capital Assets - consists of net capital assets (cost less accumulated depreciation) reduced by outstanding balances of related debt obligations from the acquisition, construction or improvement of those assets. Deferred outflows of resources and deferred inflows of resources attributable to the acquisition, construction or improvement of those assets or related debt also should be included. Also included in invested in capital assets are amounts the Charter School prepaid in advance of the work performed.
- Restricted Net Position - reports net position when constraints placed on the residual amount of noncapital assets are either externally imposed by creditors (such as through

**JOHN P. HOLLAND CHARTER SCHOOL**  
**Notes to the Basic Financial Statements**  
**For the Fiscal Year Ended June 30, 2024**

**2. SUMMARY OF SIGNIFICANT ACCOUNTING POLICIES (continued)**

debt covenants), grantors, contributors, or laws or regulations of other governments, or imposed by law through constitutional provisions or enabling legislation.

- Unrestricted Net Position - any portion of net position not already classified as either net invested in capital assets or net position - restricted is classified as net position – unrestricted, which includes deferred inflows and outflows.

**Fund Balance and Equity**

The Charter School follows GASB Statement No. 54, Fund Balance Reporting and Governmental Fund Type Definitions (“GASB 54”), in establishing fund balance classifications that comprise a hierarchy based primarily on the extent to which government is bound to observe constraints imposed upon the use of resources reported in governmental funds. Under GASB 54, fund balances in the governmental funds' financial statements are reported under the modified accrual basis of accounting and classified into the following five categories, as defined below:

1. Nonspendable – includes amounts that cannot be spent because they either (a) not in spendable form or (b) legally or contractually required to be maintained intact. Assets included in this fund balance category include prepaid assets, inventories, long-term receivables, and corpus of any permanent funds.
2. Restricted – includes amounts that can be spent only for the specific purposes stipulated by constitution, external resource providers, or through enabling legislation.
3. Committed – includes amounts that can be used only for the specific purposes determined by a formal action of the government’s highest level of decision-making authority.
4. Assigned – amounts intended to be used by the government for specific purposes but do not meet the criteria to be classified as restricted or committed.
5. Unassigned – includes all spendable amounts not contained in the other classifications.

When both restricted and unrestricted resources are available for use, it is the Charter School’s policy to use restricted resources first, then unrestricted resources as they are needed. For the unrestricted fund balance, the Charter School first spends committed funds, then assigned funds, and finally, unassigned funds.

**K. Unearned/Deferred Revenue**

Unearned/Deferred revenue in the special revenue fund represents cash that has been received but not yet earned.

**L. Fund Equity**

Reserves represent those portions of fund equity not available for appropriation for expenditure or legally segregated for a specific future use. Designated fund balances represent plans for future use of financial resources.

**JOHN P. HOLLAND CHARTER SCHOOL**  
**Notes to the Basic Financial Statements**  
**For the Fiscal Year Ended June 30, 2024**

**2. SUMMARY OF SIGNIFICANT ACCOUNTING POLICIES (continued)**

**M. Use of Estimates**

The preparation of financial statements in conformity with generally accepted accounting principles require management to make estimates and assumptions that affect reported amounts and disclosures. Actual results could differ from those estimates.

**N. On-Behalf Payments**

Revenues and expenditures of the General Fund include payment made by the state of New Jersey for Pension and social security contributions for certified teacher members of the New Jersey Teachers Pension and Annuity Fund. The amounts are not required to be included in the Charter School's annual budget.

**O. Deferred Outflows/Inflows**

Deferred amounts on net pension liability are reported in the school-wide statement of net position and result from: (1) differences between expected and actual experience; (2) changes in assumptions; (3) net difference between projected and actual investment earnings on pension plan investments; (4) changes in proportion and differences between employer contributions and proportionate share of contributions; and (5) contributions made subsequent to the measurement date. These amounts are deferred and amortized over future years.

In addition to liabilities, the statement of net position will sometimes report a separate section for deferred inflows of resources. This separate financial statement element, deferred inflows of resources, represents an acquisition of net position that applies to a future period(s) and so will not be recognized as an inflow of resources (revenue) until that time. The School has one type which arise only under the accrual basis of accounting that qualify for reporting in this category. The item that qualifies for reporting in this category is the deferred amounts on net pension liability. Deferred amounts on net pension liability are reported in the school-wide statement of net position and result from: (1) differences between expected and actual experience; (2) changes in assumptions; (3) net difference between projected and actual investment earnings on pension plan investments; and (4) changes in proportion and differences between employer contributions and proportionate share of contributions. These amounts are deferred and amortized over future years.

**P. Compensated Absences**

The Charter School accounts for compensated absences (e.g., unused vacation, sick leave) as directed by Governmental Accounting Standards Board Statement No. 16 (GASB 16), "Accounting for Compensated Absences". A liability for compensated absences attributable to services already rendered and not contingent on a specific event that is outside the control of the employer and employee is accrued as employees earn the rights to the benefits.

**JOHN P. HOLLAND CHARTER SCHOOL**  
**Notes to the Basic Financial Statements**  
**For the Fiscal Year Ended June 30, 2024**

**2. SUMMARY OF SIGNIFICANT ACCOUNTING POLICIES (continued)**

Charter School employees are granted varying amounts of vacation and sick leave in accordance with the Charter School's personnel policy. The Charter School's policy permits employees to accumulate unused sick and personal days and carry forward the full amount to subsequent years. Upon termination or upon retirement, employees are currently not paid for accrued vacation or unused sick and personal days.

As of June 30, 2024, Charter School-wide compensated absences amounted to \$210,000.

**Q. Fair Value of Financial Instruments**

The Charter School follows the accounting and disclosure standards pertaining to GASB No. 72, Fair Value Measurement and Application, for qualifying assets and liabilities. Fair value is defined as the price that the Charter School would receive upon selling an asset or pay to settle a liability in an orderly transaction between market participants at the measurement date.

The Charter School uses a framework for measuring fair value that includes a hierarchy that categorizes and prioritizes the sources used to measure and disclose fair value. This hierarchy is broken down into three levels based on inputs that market participants would use in valuing the financial instruments based on market data obtained from sources independent of the Charter School. Inputs refer broadly to the assumptions that market participants would use in pricing the financial instrument, including assumptions about risk. Inputs may be observable or unobservable. Observable inputs are inputs that are developed using market data, such as publicly available information about actual events or transactions, and which reflect the assumptions that market participants would use when pricing an asset or liability. Unobservable inputs are inputs for which market data are not available and that are developed using the best information available about the assumptions that market participants would use when pricing an asset or liability.

The three-tier hierarchy of inputs is summarized in the three broad levels as follows:

**Level 1** - Inputs that reflect unadjusted quoted prices in active markets for identical assets at the measurement date.

**Level 2** - Inputs other than quoted prices that are observable for the asset either directly or indirectly, including inputs in markets that are not considered to be active.

**Level 3** - Inputs that are unobservable and which require significant judgment or estimation.

An asset or liability's level within the framework is based upon the lowest level of any input that is significant to the fair value measurement.

**R. Adoption of New Accounting Standards**

During fiscal year 2024, the Charter School adopted the following GASB statements:

**JOHN P. HOLLAND CHARTER SCHOOL**  
**Notes to the Basic Financial Statements**  
**For the Fiscal Year Ended June 30, 2024**

**2. SUMMARY OF SIGNIFICANT ACCOUNTING POLICIES (continued)**

- GASB Statement No. 100, Accounting Changes and Error Corrections - an amendment of GASE Statement No. 62, will be effective beginning with the fiscal year ending June 30, 2024. The primary objective of this Statement is to enhance accounting and financial reporting requirements for accounting changes and error corrections to provide more understandable, reliable, relevant, consistent, and comparable information for making decision or assessing decisions or assessing accountability.

Other accounting standards that the Charter School is currently reviewing for applicability and potential impact on the financial statements include:

- GASB Statement No. 101, Compensated Absences, will be effective beginning with the fiscal year ending June 30, 2025. The objective of this Statement is to better meet the information needs of financial statement users by updating the recognition and measurement guidance for compensated absences. That objective is achieved by aligning the recognition and measurement guidance under a unified model and by amending certain previously required disclosures.
- GASB Statement No. 102, Certain Risk Disclosures, will be effective beginning with the fiscal year ending June 30, 2025. The requirements of this Statement will improve financial reporting by providing users of financial statements with essential information that currently is not often provided. The disclosures will provide users with timely information regarding certain concentrations or constraints and related events that have occurred or have begun to occur that make a charter school vulnerable to a substantial impact. As a result, users will have better information with which to understand and anticipate certain risks to a charter school's financial condition.
- GASB Statement No. 103, Financial Reporting Model Improvements, will be effective beginning with the fiscal year ending June 30, 2026. The requirements for MD&A will improve the quality of the analysis of changes from the prior year, which will enhance the relevance of that information. They also will provide clarity regarding what information should be presented in MD&A. The requirements for the separate presentation of unusual or infrequent items will provide clarity regarding which items should be reported separately from other inflows and outflows of resources. The definitions of operating revenues and expenses and of nonoperating revenues and expenses will replace accounting policies that vary from a charter school to charter school, thereby improving comparability. The addition of a subtotal for operating income (loss) and noncapital subsidies will improve the relevance of information provided in the proprietary fund statement of revenues, expenses, and changes in fund net position. The requirement for presentation of major component unit information will improve comparability. The requirement that budgetary comparison information be presented as RSI will improve comparability, and the inclusion of the specified variances and the explanations of significant variances will provide more useful information for making decisions and assessing accountability.



**JOHN P. HOLLAND CHARTER SCHOOL**  
**Notes to the Basic Financial Statements**  
**For the Fiscal Year Ended June 30, 2024**

**2. SUMMARY OF SIGNIFICANT ACCOUNTING POLICIES (continued)**

**U. Lease Assets**

Intangible right-to-use lease assets are assets which the Charter School leases for a term of more than one year. The value of leases are determined by the net present value of the leases at the Charter School's incremental borrowing rate at the time of the lease agreement, amortized over the term of the agreement.

**V. Subscription Assets**

Intangible right-to-use subscription assets are subscription-based information technology arrangements (SBITAs) with subscription terms of more than one year. The value of subscription assets are determined by the sum of the subscription liability and payments made to the SBITA vendor, including capitalizable initial implementation costs, before the commencement date of the subscription term.

**W. Lease Payable**

In the school-wide financial statements, leases payable are reported as liabilities in the Statement of Net Position. In the governmental fund financial statements, the present value of lease payments is reported as other financing sources.

**X. Subscription Payable**

In the school-wide financial statements, subscription payables are reported as liabilities in the Statement of Net Position. In the governmental Fund financial statements, the present value of subscription payments at the Charter School's incremental borrowing rate over the subscription term is reported as other financing sources.

**Y. Deficit Net Position**

The Charter School has a deficit in unrestricted net position of (\$3,490,887) in Governmental Activities, which is primarily due to net pension liability, deferred outflows and inflows of resources related to pensions. This deficit does not indicate that the Charter School is in financial difficulties and is a permitted practice under generally accepted accounting principles.

**3. CASH, CASH EQUIVALENTS AND INVESTMENTS**

**Custodial Credit Risk Related to Deposits** - Custodial credit risk is the risk that, in the event of a bank failure, the Charter School's deposits might not be recovered. Although the Charter School does not have a formal policy regarding custodial credit risk, N.J.S.A. 17:9-41 et seq. requires that governmental units shall deposit public funds in public depositories protected from loss under the provisions of the Governmental Unit Deposit Protection Act (GUDPA). Under the Act, the first \$250,000 of governmental deposits in each insured depository is protected by the Federal Deposit Insurance Corporation (FDIC). Public funds owned by the Charter School in excess of FDIC insured amounts are protected by GUDPA. However, GUDPA does not protect intermingled agency funds

**JOHN P. HOLLAND CHARTER SCHOOL**  
**Notes to the Basic Financial Statements**  
**For the Fiscal Year Ended June 30, 2024**

**3. CASH, CASH EQUIVALENTS AND INVESTMENTS (continued)**

such as salary withholdings, and student activity funds, or funds that may pass to the Charter School relative to the happening of a future condition. Such funds are classified as uninsured and uncollateralized. As of June 30, 2024, none of the Charter School's bank balances were exposed to custodial risk. The Charter School cash balances were insured for \$250,000 by the FDIC and the remaining balance was subject to the provisions of GUPA.

**Investments**

The Charter School is permitted to invest public funds in accordance with the types of securities authorized by N.J.S.A. 18A:20-37. Examples of the allowable investments are bonds or other obligations of the United States or obligations guaranteed by the United States of America, Government Money Market Mutual Funds, bonds or other obligations of the Charter School or bonds or other obligations of the local unit or units within which the Charter School is located, Local Government investment pools, and agreements or the repurchase of fully collateralized securities, if transacted in accordance with the above statute.

As of June 30, 2024, the Charter School had no investments.

**Description of Plans** - Substantially all of the employees of the School are covered by either the Public Employee's Retirement System or the Teacher's Pension and Annuity Fund (both of which are contributory defined benefits plans). Both were established by state statute and are administered by the New Jersey Division of Pension and Benefit (Division). According to the State of New Jersey Administrative Code, all obligations of both Systems will be assumed by the State of New Jersey should the Systems terminate. The Division issues a publicly available financial report that includes the financial statements and required supplementary information for the Public Employees Retirements System and the Teacher's Pension and Annuity Fund. These reports may be obtained by writing to the Division of Pensions and Benefits, PO Box 295, Trenton, New Jersey, 08625.

**Teachers' Pension and Annuity Fund (TPAF)** - The Teachers' Pension and Annuity Fund was established as of January 1, 1955, under the provisions of N.J.S.A. 18A:66 to provide coverage including post-retirements health care to substantially all full time certified teachers or professional staff of the public school systems in the State.

The Teachers' Pension and Annuity Fund is considered a cost-sharing multiple-employer plan with a special funding situation, as under current statute, all employer contributions are made by the State of New Jersey on behalf of the School and the systems other related non-contributing employers.

**4 PENSION PLANS**

Membership is mandatory for substantially all teachers or members of the professional staff certified by the State Board of Examiners, and employees of the Department of Education who have titles that are unclassified, professional and certified.

**JOHN P. HOLLAND CHARTER SCHOOL**  
**Notes to the Basic Financial Statements**  
**For the Fiscal Year Ended June 30, 2024**

**4      PENSION PLANS (continued)**

**Public Employees' Retirement System (PERS)** - The public Employees' Retirement Systems (PERS) was established as of January 1, 1955 under the provisions of N.J.S.A. 43:15A to provide coverage including post-retirement health care to substantially all full time employees of the State or any county municipality, School, or public agency provided the employee is not a member of another state-administered retirement system.

The public Employees' Retirement System is a cost-sharing multiple-employer plan. Membership is mandatory for substantially all full time employees of the State of New Jersey or any county, municipality, School, or public agency, provided the employee is not required to be a member of another state administered retirement system or other state or local jurisdiction.

**Defined Contribution Retirement Program (DCRP)** - The Defined Contribution Retirement Program (DCRP) was established under the provision of Chapter 92, P.L. 2007 and Chapter 103, P.L. 2007 to provide coverage to elected and certain appointed officials, effective July 1, 2007. Membership is mandatory for such individuals with vesting occurring after one year of membership.

**Vesting and Benefit Provisions** - The vesting and benefit provisions for PERS are set by N.J.S.A 43:15a and 43:03B and N.J.S.A. 18A: for TPAF. All benefits vest after eight to ten years of service, except for medical benefits that vest after 25 years of service. Retirements benefits for age and service are available at age 55 and are generally determine to be 1/55 of the final average salary for each year of service credit as defined.

Final average salary equals the average salary for the final three years of service prior to retirement (or highest three years' compensation if other than the final three years). Members may seek early retirement after achieving 25 years of service credit or they may elect deferred retirement after achieving eight to ten years of service in which case benefits would begin the first day of the month after the member attains normal retirement age.

The TPAF and PERS provides for specified medical benefits for member who retire after achieving 25 years of qualified service, as defined, or under the disability provisions of the System.

Members are always fully vested for their own contributions and, after three years of service credit, become vested for 2% of related interest earned on the contributions. In the case of death before retirement, members' beneficiaries are entitled to full interest credited to the member's accounts.

**Significant Legislation** - Effective June 28, 2011, P.L. 2011, c. 78 enacted certain changes in the operations and benefit provisions of the TPAF and the PERS systems.

**Pension Plan Design Changes** - Effective June 28, 2011, P.L. 2011, c. 78, new members of TPAF and PERS, hired on or after June 28, 2011, will need 30 years of creditable service and have attained the age of 65 for receipt of the early retirement benefit without a reduction of 1/4 of 1% for receipt of the early retirement benefit without a reduction of 1/4 of 1% for each month that the member is under age 65. New members will be eligible for a service retirement benefit at age 65.

**JOHN P. HOLLAND CHARTER SCHOOL**  
**Notes to the Basic Financial Statements**  
**For the Fiscal Year Ended June 30, 2024**

**4      PENSION PLANS (continued)**

**Funding Changes** - Under the new legislation, the methodology for calculating the unfunded accrued liability payment portion of the employer's annual pension contribution to the PERS, and TPAF. The unfunded actuarial accrued liability (UAAL) will be amortized for each plan over an open-ended 30 year period and paid in level dollars. Beginning with the July 1, 2019 actuarial valuation (July 1, 2019 for PERS), the UAAL will be amortized over a closed 30 year period until the remaining period reaches 20, when the amortization period will revert to an open-ended 20 year period.

**COLA Suspension**

The payment of automatic cost-of-living adjustment to current and future retirees and beneficiaries are suspended until reactivated as permitted by this law.

**Contribution Requirements**

The contribution policy is set by N.J.S.A. 43:15A and N.J.S.A. 18:66, and requires contributions by active members and contributing employers. Plan member and employer contributions may be amended by State of New Jersey legislation.

Effective June 28, 2011, P.L. 2001, c. 78 provides for increases in the employee contribution rates: from 5.5% to 6.5% plus an additional 1% phased-in over 7 years beginning in the first year, meaning after 12 months, after the law's effective date for TPAF and PERS.

Employers are required to contribute at an actuarially determined rate in both TPAF and PERS. The actuarially determined contribution includes funding for cost-of-living adjustments, non-contributory death benefits, and post-retirement medical premiums. Under current statute the School is a non-contributing employer of TPAF (i.e., the State of New Jersey makes the employer contribution on behalf of public school districts and Schools).

**Annual Pension Costs (APC)**

Per the requirements of GASB Statement No. 27 for the year ended June 30, 2011 for TPAF, which is a cost sharing plan with special funding situations, annual pension cost differs from the annual required contribution. For PERS, which is a cost sharing multi-employer defined benefit pension plan, the annual pension cost equals contributions made. TPAF employer contributions are made annually by the State of New Jersey to the pension system on behalf of the Board. PERS employer contributions are made annually by the Board to the pension system in accordance with Chapter 114, P.L. 1997. In the DCRP, which is a defined contribution plan, member contributions are matched by a 3% employer contribution.

The School's contribution to PERS for the year ended June 30, 2024 was \$268,750.

In accordance with N.J.S.A 18A:66-66 the School recorded as revenue for the year ended June 30, 2024 for the employer's share of social security contributions for TPAF members, as calculated on their base salaries in the amount of \$259,924. Also, the State paid \$1,029,238 into the TPAF

**JOHN P. HOLLAND CHARTER SCHOOL**  
**Notes to the Basic Financial Statements**  
**For the Fiscal Year Ended June 30, 2024**

**4     PENSION PLANS (continued)**

pension representing on-behalf employer's portion of the TPAF Pension System Contributions, TPAF Post-Retirement Medical Benefits Contributions and TPAF Long Term Disability Insurance Premium Contributions for the School. These amounts have been included in the school wide financial statements and the fund financial statements as a revenue and expenditure in accordance with GASB No. 24.

**5     PENSION PLANS – GASB 68 DISCLOSURES**

**Teachers' Pension and Annuity Fund (TPAF)**

***Summary of Significant Accounting Policies***

For purposes of measuring the net pension liability, deferred outflows of resources and deferred inflows of resources related to pensions, and pension expense, information about the fiduciary net position of the Teachers' Pension and Annuity Fund (TPAF) and additions to/deductions from the TPAF's fiduciary net position have been determined on the same basis as they are reported by the TPAF.

For this purpose, benefit payments (including refunds of employee contributions) are recognized when due and payable in accordance with the benefit terms. Investments are reported at fair value.

***Pension Liabilities, Pension Expense, and Deferred Outflows of Resources and Deferred Inflows of Resources Related to Pension***

The employer contributions for the Charter School are legally required to be funded by the State in accordance with N.J.S.A 18:66-33. Therefore, the Charter School (employer) is considered to be in a special funding situation as defined by GASB Statement No. 68 and the State is treated as a non-employer contributing entity. Since the Charter School (employer) does not contribute directly to the plan (except for employer specific financed amounts), there is no net pension liability or deferred outflows or inflows to report in the financial statements of the Charter School. However, the state's portion of the net pension liability that was associated with the Charter School was \$10,131,691 as measured on June 30, 2023 and \$9,775,010 as measured on June 30, 2022.

For the year ended June 30, 2024, the Charter School recognized pension expense of \$248,906 and revenue of \$248,906 for support provided by the State. The measurement period for the pension expense and revenue reported in the Charter School's financial statements (A-2) at June 30, 2024 is based upon changes in the collective net pension liability with a measurement period of June 30, 2022 through June 30, 2023. Accordingly, the pension expense and the related revenue associated with the support provided by the State are based upon the changes in the collective net pension liability between July 1, 2022 and June 30, 2023.

Although the Charter School does not report net pension liability or deferred outflows or inflows related to the TPAF, the following schedule illustrates the collective net pension liability and

**JOHN P. HOLLAND CHARTER SCHOOL**  
**Notes to the Basic Financial Statements**  
**For the Fiscal Year Ended June 30, 2024**

**5 PENSION PLANS – GASB 68 DISCLOSURES (continued)**

deferred items and the State's portion of the net pension liability associated with the Charter School.

The collective amounts are the total of all New Jersey local governments participating in the TPAF plan.

	<u>June 30, 2022</u>	<u>June 30, 2023</u>
Collective deferred outflows of resources	\$4,885,289,911	\$2,413,548,676
Collective deferred inflows of resources	\$19,563,805,393	\$14,741,373,312
Collective net pension liability (Non-employer - State of New Jersey)	\$51,594,415,806	\$51,032,669,551
State's portion of the net pension liability that was associated with the Charter School	\$9,775,010	\$10,131,691
State's portion of the net pension liability that was associated with the Charter School as a percentage of the collective net pension liability	.018946%	.019853%

***Actuarial Assumptions***

The total pension liability for the June 30, 2023, measurement date was determined by an actuarial valuation as of July 1, 2022, which was rolled forward to June 30, 2023. This actuarial valuation used the following actuarial assumptions, applied to all periods in the measurement:

Inflation (Price):	2.75%
Inflation (Wage):	3.25%
Salary Increases:	2.75 - 5.65% based on years of service
Investment Rate of Return:	7%

Pre-retirement mortality rates were based on the Pub-2010 Teachers Above-Median Income Employee mortality table with a 93.9% adjustment for males and 85.3% adjustment for females, and with future improvement from the base year of 2010 on a generational basis. Postretirement mortality rates were based on the Pub-2010 Teachers Above-Median Income Healthy Retiree mortality table with a 114.7% adjustment for males and 99.6% adjustment for females, and with future improvement from the base year of 2010 on a generational basis. Disability mortality rates were based on the Pub-2010 Non-Safety Disabled Retiree mortality table with a 106.3% adjustment for males and 100.3% adjustment for females, and with future improvement from the base year of 2010 on a generational basis. Mortality improvement is based on Scale MP-2022.

***Long-Term Expected Rate of Return***

In accordance with State statute, the long-term expected rate of return on plan investments (7.00% at June 30, 2023) is determined by the State Treasurer, after consultation with the Directors of the Division of Investment and Division of Pensions and Benefits, the board of trustees and the

**JOHN P. HOLLAND CHARTER SCHOOL**  
**Notes to the Basic Financial Statements**  
**For the Fiscal Year Ended June 30, 2024**

**5 PENSION PLANS – GASB 68 DISCLOSURES (continued)**

actuaries. The long-term expected rate of return was determined using a building block method in which best-estimate ranges of expected future real rates of return (expected returns, net of pension plan investment expense and inflation) are developed for each major asset class. These ranges are combined to produce the long-term expected rate of return by weighting the expected future real rates of return by the target asset allocation percentage and by adding expected inflation.

Best estimates of arithmetic rates of return for each major asset class included in PERS's target asset allocation as of June 30, 2023 are summarized in the following table:

<b>Asset Class</b>	<b>Target Allocation</b>	<b>Long Term Expected Real Rate of Return</b>
US equity	28.00%	8.98%
Non-U.S. developed markets equity	12.75%	9.22%
International Small Cap Equity	1.25%	9.22%
Emerging markets equity	5.50%	11.13%
Private equity	13.00%	12.50%
Real estate	8.00%	8.58%
Real assets	3.00%	8.40%
High yield	4.50%	6.97%
Private credit	8.00%	9.20%
Investment grade credit	7.00%	5.19%
Cash equivalents	2.00%	3.31%
U.S. Treasuries	4.00%	3.31%
Risk mitigation strategies	3.00%	6.21%

***Discount Rate***

The following presents the net pension liability of the State as of June 30, 2023, calculated using the discount rate as disclosed above as well as what the State's net pension liability would be if it was calculated using a discount rate that is 1-percentage point lower or 1-percentage point higher than the current rate.

<b>At 1% Decrease (6.00%)</b>	<b>At Current Discount Rate (7.00%)</b>	<b>At 1% Increase (8.00%)</b>
\$60,267,919,597	\$51,109,961,824	\$43,396,784,734

***Pension Plan Fiduciary Net Position***

Detailed information about the pension plan's fiduciary net position is available in the separately issued State of New Jersey Divisions of Pensions and Benefits financial report at:  
<http://www.nj.gov/treasury/pensions/gasb-notices.shtml>.

**JOHN P. HOLLAND CHARTER SCHOOL**  
**Notes to the Basic Financial Statements**  
**For the Fiscal Year Ended June 30, 2024**

**5      PENSION PLANS – GASB 68 DISCLOSURES (continued)**

***Pension Plan Fiduciary Net Position***

Detailed information about the pension plan's fiduciary net position is available in the separately issued State of New Jersey Divisions of Pensions and Benefits financial report at:  
<http://www.nj.gov/treasury/pensions/gasb-notices.shtml>.

**Public Employees' Retirement System (PERS)**

***Summary of Significant Accounting Policies***

For purposes of measuring the net pension liability, deferred outflows of resources and deferred inflows of resources related to pensions, and pension expense, information about the fiduciary net position of the PERS and additions to/deductions from PERS fiduciary net position have been determined on the same basis as they are reported by PERS. For this purpose, benefit payments (including refunds of employee contributions) are recognized when due and payable in accordance with the benefit terms. Investments are reported at fair value.

***Pension Liabilities, Pension Expense, and Deferred Outflows of Resources and Deferred Inflows of Resources Related to Pension***

At June 30, 2024, the Charter School reported a liability of \$2,912,530 for its proportionate share of the net pension liability. The net pension liability was measured as of June 30, 2023, and the total pension liability was determined by an actuarial valuation as of July 1, 2022, which was rolled forward to June 30, 2023.

The Charter School's proportion of the net pension liability is based on the ratio of the contributions as an individual employer to total contributions to the PERS during the years ended June 30, 2023. At June 30, 2023, the Charter School's proportion was .020108%.

For the year ended June 30, 2024, the Charter School recognized pension expense of \$555,067. At June 30, 2024, the Charter School reported deferred outflows of resources and deferred inflows of resources related to PERS from the following sources:



**JOHN P. HOLLAND CHARTER SCHOOL**  
**Notes to the Basic Financial Statements**  
**For the Fiscal Year Ended June 30, 2024**

**5      PENSION PLANS – GASB 68 DISCLOSURES (continued)**

	<u>Deferred Outflows of Resources</u>	<u>Deferred Inflows of Resources</u>
Differences between expected and actual experience	\$ 27,848	\$ 11,905
Changes of assumptions	6,398	176,512
Net difference between projected and actual earnings on pension plan investments	13,413	
Changes in proportion and differences between Charter School contributions and proportionate share of contributions	788,970	
Charter School contributions subsequent to the measurement date.	268,750	-0-
Total	<u>\$1,105,379</u>	<u>\$188,417</u>

The Charter School reported \$268,750 as deferred outflows of resources related to pensions resulting from school Charter School contributions subsequent to the measurement date (i.e. for the school year ended June 30, 2024, the plan measurement date was June 30, 2023) will be recognized as a reduction of the net pension liability measured as of June 30, 2024.

Amounts reported as deferred outflows of resources and deferred inflows of resources related to pensions will be recognized in pension expense as follows:

	<u>Year Ended June 30:</u>
2024	(\$153,770)
2025	(\$85,829)
2026	\$119,940
2027	(\$21,464)
2028	\$365
Total:	<u><u>(\$140,758)</u></u>

**JOHN P. HOLLAND CHARTER SCHOOL**  
**Notes to the Basic Financial Statements**  
**For the Fiscal Year Ended June 30, 2024**

**5 PENSION PLANS – GASB 68 DISCLOSURES (continued)**

	<u>June 30, 2022</u>	<u>June 30, 2023</u>
Collective deferred outflows of resources	\$1,660,772,008	\$1,080,204,730
Collective deferred inflows of resources	\$3,236,303,905	\$1,780,216,457
Collective net pension liability (Non-State-Local Group)	\$15,219,184,920	\$14,606,489,066
Charter School's proportion of net pension liability	\$2,324,139	\$2,912,530
Charter School's proportion percentage	.015400%	.02010%

***Actuarial Assumptions***

***Components of Collective Net Pension Liability***

The components of the net pension liability of the State as of June 30, 2023 are as follows:

Total pension liability	\$78,240,143,092
Plan fiduciary net position	<u>27,130,181,268</u>
Net pension liability	\$51,109,961,824

The total pension liability for the June 30, 2023 measurement date was determined by an actuarial valuation as of July 1, 2022, which was rolled forward to June 30, 2023. This actuarial valuation used the following actuarial assumptions, applied to all periods in the measurement:

Inflation (Price):	2.75%
Inflation (Wage):	3.25%
Salary Increases: Thereafter	2.75 - 4.25% based on years of service
Investment Rate of Return:	7%

Pre-retirement mortality rates were based on the Pub-2010 Teachers Above-Median Income Employee mortality table with a 93.9% adjustment for males and 85.3% adjustment for females, and with future improvement from the base year of 2010 on a generational basis. Postretirement mortality rates were based on the Pub-2010 Teachers Above-Median Income Healthy Retiree mortality table with a 114.7% adjustment for males and 99.6% adjustment for females, and with future improvement from the base year of 2010 on a generational basis. Disability mortality rates were based on the Pub-2010 Non-Safety Disabled Retiree mortality table with a 106.3% adjustment for males and 100.3% adjustment for females, and with future improvement from the base year of 2010 on a generational basis. Mortality improvement is based on Scale MP-2021.

The actuarial assumptions used in the July 1, 2022 valuation were based on the results of an actuarial experience study for the period July 1, 2018 to June 30, 2021. 100% of active members are considered to participate in the plan upon retirement.

***Long-Term Expected Rate of Return***

In accordance with State statute, the long-term expected rate of return on plan investments (7.00% at June 30, 2023) is determined by the State Treasurer, after consultation with the Directors of the

**JOHN P. HOLLAND CHARTER SCHOOL**  
**Notes to the Basic Financial Statements**  
**For the Fiscal Year Ended June 30, 2024**

**5 PENSION PLANS – GASB 68 DISCLOSURES (continued)**

Division of Investments and Division of Pensions and Benefits, the Board of Trustees and the actuaries. The long-term expected rate of return was determined using a building block method in which best-estimate ranges of expected future real rates of return (expected returns, net of pension plan investment expense and inflation) are developed for each major asset class. These ranges are combined to produce the long-term expected rate of return by weighting the expected future real rates of return by the target asset allocation percentage and by adding expected inflation.

Best estimates of arithmetic rates of return for each major asset class included in PERS's target asset allocation as of June 30, 2023, are summarized in the following table:

<b>Asset Class</b>	<b>Target Allocation</b>	<b>Long Term Expected Real Rate of Return</b>
US equity	28.00%	8.98%
Non-U.S. developed markets equity	12.75%	9.22%
International Small Cap Equity	1.25%	9.22%
Emerging markets equity	5.50%	11.13%
Private equity	13.00%	12.50%
Real estate	8.00%	8.58%
Real assets	3.00%	8.40%
High yield	4.50%	6.97%
Private credit	8.00%	9.20%
Investment grade credit	7.00%	5.19%
Cash equivalents	2.00%	3.31%
U.S. Treasuries	4.00%	3.31%
Risk mitigation strategies	3.00%	6.21%

***Discount Rate***

The discount rate used to measure the total pension liability was 7.00% as of June 30, 2023. The projection of cash flows used to determine the discount rate assumed that contributions from plan members will be made at the current member contribution rates and that contributions from employers and the nonemployer contributing entity will be based on 100% of the actuarially determined contributions for the State employer and 100% of actuarially determined contributions for the local employers. Based on those assumptions, the plan's fiduciary net position was projected to be available to make all projected future benefit payments of current plan members. Therefore, the long-term expected rate of return on plan investments was applied to all projected benefit payments to determine the total pension liability.

***Sensitivity of the Collective Net Pension Liability to Changes in the Discount Rate***

The following presents the collective net pension liability of the participating employers as of June

**JOHN P. HOLLAND CHARTER SCHOOL**  
**Notes to the Basic Financial Statements**  
**For the Fiscal Year Ended June 30, 2024**

**5 PENSION PLANS – GASB 68 DISCLOSURES (continued)**

30, 2023, calculated using the discount rate as disclosed above as well as what the collective net pension liability would be if it was calculated using a discount rate that is 1-percentage point lower or 1-percentage point higher than the current rate:

	<b>At 1% Decrease (6.00%)</b>	<b>Current Discount Rate (7.00%)</b>	<b>At 1% Increase (8.00%)</b>
State	\$25,679,770,919	\$22,458,047,553	\$19,722,979,997
Local	19,014,540,974	14,606,489,066	10,854,654,100
Total	<u>\$44,694,311,893</u>	<u>\$37,064,536,619</u>	<u>\$30,577,634,097</u>

**6 POST RETIREMENT MEDICAL BENEFITS**

**General Information about the OPEB Plan**

**State Health Benefit State Retired Employees Plan:**

Pension and Other Postemployment Benefits (OPEB) Obligations In Fiscal Year 2022 the State funded the various defined benefit pension systems at 108 percent of the full actuarially determined contributions. Employer contributions to the pension plans are calculated per the requirements of the governing State statutes using generally accepted actuarial procedures and practices. The actuarial funding method used to determine the State's contribution is a matter of State law. Any change to the funding method requires the approval of the State Legislature and the Governor. The amount the State actually contributes to the pension plans may differ from the actuarially determined contributions of the pension plans because the State's contribution to the pension plans is subject to the appropriation of the State Legislature and actions by the Governor. GASB Statement No. 68, Accounting and Financial Reporting for Pensions, requires participating employers to recognize their proportionate share of the collective net pension liability. Under the new statement, the calculation of the pension liability was changed to a more conservative methodology and each employer was allocated a proportional share of the pension plans' net pension liability. The State's share of the net pension liability, based on a measurement date of June 30, 2021, which is required to be recorded on the financial statements, is \$75.1 billion. The Fiscal Year 2023 projected aggregate State contribution to the pension plans of \$6.8 billion represents 104 percent of the actuarially determined contribution. The State provides post-retirement medical (PRM) benefits for certain State and other retired employees meeting the service credit eligibility requirements.

In Fiscal Year 2022, the State paid PRM benefits for 161,238 State and local retirees. The State funds post-retirement medical benefits on a "pay-as-you-go" basis, which means that the State does not pre-fund, or otherwise establish a reserve or other pool of assets against the PRM expenses that the State may incur in future years. For Fiscal Year 2022, the State contributed \$1.9 billion to pay for "pay-as-you-go" PRM benefit costs incurred by covered populations, a slight

**JOHN P. HOLLAND CHARTER SCHOOL**  
**Notes to the Basic Financial Statements**  
**For the Fiscal Year Ended June 30, 2024**

**6      POST RETIREMENT MEDICAL BENEFITS (continued)**

increase from \$1.8 billion in Fiscal Year 2021. The State has appropriated \$2.1 billion in Fiscal Year 2023 as the State's contribution to fund increases in prescription drugs and medical claims costs. In accordance with the provisions of GASB Statement No. 75, Accounting and Financial Reporting for Postemployment Benefits Other Than Pensions, the State is required to quantify and disclose its obligations to pay Other Postemployment Benefits (OPEB) to retired plan members. This new standard supersedes the previously issued guidance, GASB Statement No. 45, Accounting and Financial Reporting for Postemployment Benefits Other Than Pensions, effective for Fiscal Year 2018. The State is now required to accrue a liability in all instances where statutory language names the State as the legal obligor for benefit payments. The Fiscal Year 2022 State OPEB liability to provide these benefits is \$88.9 billion, a decrease of \$12.7 billion, or 12.5 percent from the \$101.6 billion liability recorded in Fiscal Year 2021. Additional information on Pensions and OPEB can be accessed at <https://www.state.nj.us/treasury/pensions/financialreports.shtml>

**Total OPEB Liability**

The State, a nonemployer contributing entity, is the only entity that has a legal obligation to make employer contributions to OPEB for qualified retired PERS and TPAF participants. The LEA's proportionate share percentage determined under paragraphs 193 and 203 through 205 of GASBS No. 75 is zero percent. Accordingly, the LEA did not recognize any portion of the collective net OPEB liability on the Statement of Net Position. Accordingly, the following OPEB liability note information is reported at the State's level and is not specific to the board of education/board of trustees. Note that actual numbers will be published in the NJ State ACFR on the Office of Management and Budget webpage: [nj.gov/treasury/omb/fr.shtml](http://nj.gov/treasury/omb/fr.shtml)

The total nonemployer OPEB liability does not include certain other postemployment benefit obligations that are provided by the local education employers. The reporting of these benefits are the responsibility of the individual local education employers.

The total nonemployer OPEB liability as of June 30, 2023 was determined by an actuarial valuation as of June 30, 2022, which was rolled forward to June 30, 2023. The actuarial assumptions vary for each plan member depending on the pension plan the member is enrolled in. This actuarial valuation used the following actuarial assumptions, applied to all periods in the measurement.

Preretirement mortality rates were based on the Pub-2010 Healthy "Teachers" (TPAF/ABP), "General" (PERS), and "Safety" (PFRS) classification headcount-weighted mortality table with fully generational mortality improvement projections from the central year using Scale MP -2021. Postretirement mortality rates were based on the Pub-2010 "General" classification headcount-weighted mortality table with fully generational mortality improvement projections from the central year using Scale MP -2021. Disability mortality was based on the Pub-2010 "General" classification headcount-weighted disabled mortality table with fully generational mortality improvement projections from the central year using Scale MP -2021 for current disables retirees. Future disabled retirees was based on the Pub-2010 "Safety" (PFRS), "General" (PERS), and

**JOHN P. HOLLAND CHARTER SCHOOL**  
**Notes to the Basic Financial Statements**  
**For the Fiscal Year Ended June 30, 2024**

**6 POST RETIREMENT MEDICAL BENEFITS (continued)**

“Teachers” (TPAF/ABP) classification headcount-weighted disabled mortality table with fully generational mortality improvement projections from the central year using Scale MP -2021.

Total Nonemployer OPEB Liability:	<u>\$52,361,668,239</u>	
	<b>TPAF/APB</b>	<b>PERS</b>
Salary increases:	2.75% to 4.25% based on years of service	2.75% to 6.55% based on years of service

Actuarial assumptions used in the July 1, 2022 valuation were based on the results of the TPAF, PERS and PFRS experience studies prepared for July 1, 2018 to June 30, 2021. 100% of active members are considered to participate in the plan upon retirement.

**Total Nonemployer OPEB Liability**

The total nonemployer OPEB liability as of June 30, 2023 was determined by an actuarial valuation as of June 30, 2022, which was rolled forward to June 30, 2023. The actuarial assumptions vary for each plan member depending on the pension plan the member is enrolled in. This actuarial valuation used the following actuarial assumptions, applied to all periods in the measurement:

Preretirement mortality rates were based on the Pub-2010 Healthy “Teachers” (TPAF/ABP), “General” (PERS), and “Safety” (PFRS) classification headcount-weighted mortality table with fully generational mortality improvement projections from the central year using Scale MP -2022. Postretirement mortality rates were based on the Pub-2010 “General” classification headcount-weighted mortality table with fully generational mortality improvement projections from the central year using Scale MP -2022. Disability mortality was based on the Pub-2010 “General” classification headcount-weighted disabled mortality table with fully generational mortality improvement projections from the central year using Scale MP -2022 for current disables retirees. Future disabled retirees was based on the Pub-2010 “Safety” (PFRS), “General” (PERS), and “Teachers” (TPAF/ABP) classification headcount-weighted disabled mortality table with fully generational mortality improvement projections from the central year using Scale MP -2022.

Total Nonemployer OPEB Liability:	<u>\$52,361,668,239</u>	
	<b>TPAF</b>	<b>PERS</b>
Salary increases:	2.75% to 4.25% based on years of service	2.75% to 6.55% based on years of service

Actuarial assumptions used in the July 1, 2022 valuation were based on the results of the TPAF, PERS and PFRS experience studies prepared for July 1, 2018 to June 30, 2022.

**JOHN P. HOLLAND CHARTER SCHOOL**  
**Notes to the Basic Financial Statements**  
**For the Fiscal Year Ended June 30, 2024**

**6 POST RETIREMENT MEDICAL BENEFITS (continued)**

***Health Care Trend Assumptions***

For pre-Medicare medical benefits, the trend rate is initially 6.50% and decreases to a 4.50% long-term trend rate after nine years. For post-65 medical benefits PPO, the trend is increasing to 14.8% in fiscal year 2026 and decreases to 4.50% in fiscal year 2033. For HMO, the trend is increasing to 17.4% in fiscal year 2026 and decreases to 4.50% in fiscal year 2033. For prescription drug benefits, the initial trend rate is 9.5% and decreases to a 4.50% long-term trend rate after seven years. For the Medicare Part B reimbursement, the trend rate is 5.00%.

***Discount rate***

The discount rate used to measure the total OPEB liability was 3.65%. This represents the municipal bond return rate as chosen by the Division. The source is the Bond Buyer Go 20-Bond Municipal Bond Index, which includes tax-exempt general obligation municipal bonds with an average rating of AA/Aa or higher. As the long-term rate of return is less than the municipal bond rate, it is not considered in the calculation of the discount rate, rather the discount rate is set at the municipal bond rate.

Changes in the Total OPEB Liability reported by the State of New Jersey:

	<u><b>Total OPEB Liability</b></u>
<b>The State's Total OPEB Liability Balance at June 30, 2022</b>	<b>\$50,646,462,966</b>
Changes for the year:	
Service Cost	2,136,235,175
Interest on the Total OPEB Liability	1,844,113,951
Changes in Benefit Terms	-
Differences Between Expected and Actual Experience	(980,424,902)
Changes of Assumptions	105,539,463
Gross Benefit Payments by the state	(1,437,516,518)
Contributions from Members	47,258,104
Net Changes	<u>1,715,205,273</u>
<b>The State's Total OPEB Liability Balance at June 30, 2023</b>	<b><u>\$52,361,668,239</u></b>
<b>The State's Total OPEB Liability attributable to the Charter School</b>	<b><u>\$4,299,650</u></b>

**Sensitivity of the total Nonemployer OPEB liability to changes in the discount rate.** The following presents the total nonemployer OPEB liability as of June 30, 2023, respectively, calculated using a discount rate as disclosed above as well as what the total nonemployer OPEB liability would be if it was calculated using a discount rate that is 1-percentage -point lower or 1- percentage-point higher than the current rate:

**JOHN P. HOLLAND CHARTER SCHOOL**  
**Notes to the Basic Financial Statements**  
**For the Fiscal Year Ended June 30, 2024**

**6 POST RETIREMENT MEDICAL BENEFITS (continued)**

<u>At 1% Decrease (2.65%)</u>	<u>At Discount Rate (3.65%)</u>	<u>At 1% Increase (4.65%)</u>
\$61,385,066,712	\$52,361,668,239	\$45,116,926,835

**Sensitivity of total Nonemployer OPEB liability to changes in the healthcare trend rates.** The following presents the total nonemployer OPEB as of June 30, 2023, calculated using the healthcare trend rate as disclosed above as well as what the total nonemployer OPEB liability would be if it was calculated using a healthcare trend rate that is 1-percentage-point lower or 1-percentage-point higher than the current rate:

<u>At 1% Decrease</u>	<u>Health Care Cost Trend Rate</u>	<u>At 1% Increase</u>
\$43,468,257,358	\$52,361,668,239	\$63,998,719,320

**OPEB Expense and Deferred Outflows of Resources and Deferred Inflows of Resources Related to OPEB**

For the year ended June 30, 2023, the Charter School recognized OPEB expense and related revenue of \$777,140 determined by the State as the total OPEB liability for benefits provided through a defined benefit OPEB plan that is not administered through a trust that meets the criteria in paragraph 4 of GASBS No. 75 and in which there is a special funding situation.

In accordance with GASBS No. 75, the Charter School's proportionate share of school retirees OPEB is zero, and there is no recognition of the allocation of proportionate share of deferred outflows of resources and deferred inflows of resources.

The following table illustrates the Deferred Inflows and Outflows as of the June 30, 2023 measurement date under GASB 75.

	<u>Outflows of</u>	<u>Inflows of</u>
Differences between expected and actual experience	\$7,639,717,639	\$13,791,541,217
Net difference between expected and actual earnings on OPEB Plan Investments	0	0
Assumption changes	7,445,895,322	14,449,948,556
Subtotal	<u>\$15,085,612,961</u>	<u>\$28,241,489,773</u>
Contributions made in fiscal year ending 6/30/24 after measurement date	TBD	N/A
Total	<u>TBD</u>	<u>\$28,241,489,773</u>



**JOHN P. HOLLAND CHARTER SCHOOL**  
**Notes to the Basic Financial Statements**  
**For the Fiscal Year Ended June 30, 2024**

**6     POST RETIREMENT MEDICAL BENEFITS (continued)**

Amounts reported as deferred outflows of resources and deferred inflows of resources related to OPEB will be recognized in OPEB expense as follows:

<b>Fiscal Year</b>	
<b>Ending June 30,</b>	<b>Total</b>
2024	(\$3,918,676,894)
2025	(\$3,446,016,070)
2026	(\$1,604,289,401)
2027	(\$1,742,641,843)
2028	(1,672,806,952)
Thereafter	56,606,524
	<u>(\$12,327,824,636)</u>

**7     ECONOMIC DEPENDENCY / CONCENTRATION**

The Charter School receives a substantial amount of its support from federal, state governments and private donors. A significant reduction in the level of support, if it were to occur, could have an effect on the Charter School's programs and activities.

**8     CONTINGENT LIABILITIES**

The Charter School participates in a number of federal and state programs that are fully or partially funded by grants received from other governmental units. Expenditures financed by grants are subject to audit by the appropriate grantor government.

If expenditures are disallowed due to noncompliance with grant program regulations, the Charter School may be required to reimburse the grantor government. As of June 30, 2024, significant amounts of grant expenditures have not been audited by the various grantor agencies but the Charter School believes that disallowed expenditures, if any, based on subsequent audits will not have a material effect on any of the individual governmental funds or the overall financial position of the Charter School.

The Charter School's attorney's letter advises that there is no litigation, pending litigation claims, contingent liabilities, unasserted claims for assessments or statutory violations which involved the Charter School and which might materially affect the Charter School's financial position. The Charter School is exposed to various risks of loss related to torts; theft of, damage to, and destruction of assets; errors and omissions; injuries to employees; and natural disasters.

**JOHN P. HOLLAND CHARTER SCHOOL**  
**Notes to the Basic Financial Statements**  
**For the Fiscal Year Ended June 30, 2024**

**9      RISK MANAGEMENT**

**Property and Liability Insurance** - The Charter School maintains commercial insurance coverage for property, liability and surety bonds. A complete schedule of insurance coverage can be found in the Statistical Section (UNAUDITED) of this Annual Comprehensive Financial Report.

**New Jersey Unemployment Compensation Insurance** - The Charter School has elected to fund its New Jersey Unemployment Compensation under the "Contributory Method". Under this plan, the Charter School is required to remit employee withholdings to the State on a quarterly basis. All of the Charter School's claims are paid by the State.

**10     RECEIVABLES**

Receivables as of June 30, 2024 consisted of accounts, intergovernmental, grants and miscellaneous. All receivables are considered collectible in full.

A summary of the principal items of intergovernmental and enterprise fund receivables are as follows:

	<b>General Fund</b>	<b>Special Revenue Fund</b>	<b>Enterprise Fund</b>	<b>Total</b>
Receivables:				
Accounts	<u>\$287,953</u>	<u>\$35,832</u>	<u>\$39,052</u>	<u>\$360,837</u>
Gross Receivables	<u>\$287,953</u>	<u>\$35,832</u>	<u>\$39,052</u>	<u>\$360,837</u>

**11     CAPITAL ASSETS**

The following schedule is a summarization of the governmental activities changes in capital assets for the year ended June 30, 2024.

	<b>Beginning Balance July 1, 2023</b>	<b>For Year Ending June 30, 2024 Net Additions (Deletions)</b>	<b>Ending Balance June 30, 2024</b>
<b>Governmental Activities</b>			
<b>Capital Assets, being depreciated:</b>			
Leasehold Improvements	\$2,371,414		\$2,371,414
Equipment	825,401	164,575	990,976
Total capital assets being depreciated	<u>\$3,197,815</u>	<u>\$164,575</u>	<u>\$3,362,390</u>
Less accumulated depreciation for:			
Equipment	(\$244,648)	(\$63,808)	(\$366,278)
Leasehold Improvements	(43,438)	(116,824)	(216,432)
Total accumulated depreciation / amortization	<u>(\$402,078)</u>	<u>(\$180,632)</u>	<u>(\$582,710)</u>
Total Capital Assets - net	<u>\$2,795,737</u>	<u>(\$16,057)</u>	<u>\$2,779,680</u>

Depreciation expense of \$113,992 was charged to an unallocated function.

**JOHN P. HOLLAND CHARTER SCHOOL**  
**Notes to the Basic Financial Statements**  
**For the Fiscal Year Ended June 30, 2024**

**12. SUBSEQUENT EVENTS**

The Charter School has evaluated subsequent events occurring after the financial statement date through January 9, 2025 which is the date the financial statements were available to be issued. Based upon this evaluation, the Charter School has determined that no subsequent events needed to be disclosed. Except as noted below:

The school reimbursed Jack and Jill Educational Consulting Inc. (a related party) \$488,979 for reimbursement of construction costs on a new school gym. The total contract cost is estimated at \$4,698,357.

**13. RECONCILIATION OF GOVERNMENT-WIDE AND FUND FINANCIAL STATEMENTS**

**Explanation of Certain Differences Between the Governmental Fund Balance Sheet (B-1) and the Government-wide Statement of Net Position (Deficit) (A-1).**

The governmental fund balance sheet includes reconciliation between fund balance - total governmental funds and net position - governmental activities as reported in the Government-wide statement of net position.

One element of that reconciliation explains that long-term liabilities, including deferred pension liability are not due and payable in the current period and therefore are not reported in the funds. The reconciliation is as follows:

Fund balance per B-1 – Governmental – as of June 30, 2024	\$1,053,489
Right-to-Use assets used in governmental activities are not financial resources and therefore are not reported in the funds. The cost of the assets is less the accumulated amortization	34,047,935
Lease liabilities used in governmental activities are not financial resourced and therefore are not reported in the funds	(36,360,288)
Cost of capital assets, net accumulated depreciation / amortization	2,779,680
Compensated Absences	(210,000)
Pension deferred outflows	1,105,381
Pension deferred inflows	(188,417)
Deferred pension liability	(2,912,532)
Net position (Deficit) – Governmental – (per A-1) as of June 30, 2024	<u>(\$684,752)</u>

**14. FUND BALANCES**

**RESTRICTED**

As stated in note 1, the restricted fund balance classification includes amounts that are restricted to specific purposes. Such restrictions, or constraints, are placed on the use of resources by either of the following: (1) externally imposed by creditors, granters, contributors, or laws or regulations of other governments; or (2) imposed by law through constitutional provisions or enabling legislation. Specific restrictions of the Charter School's fund balance are summarized as follows:

**JOHN P. HOLLAND CHARTER SCHOOL**  
**Notes to the Basic Financial Statements**  
**For the Fiscal Year Ended June 30, 2024**

**14. FUND BALANCES (continued)**

**Charter School Escrow Reserve** - In accordance with the New Jersey Charter School agreement, the Charter School has established an escrow that is restricted for the possible costs associated with the dissolution of the Charter School. As of June 30, 2024, the balance of the escrow is \$25,000.

**Student Activities** – This restriction was created in accordance with NJAC 6A:23A-16.12 to represent the accumulation of funds derived from athletic events and other student organizations reserved for the payment of student group activities. At June 30, 2024 the amount restricted for student group activities was \$1,445.

**15. EDUCATIONAL MANAGEMENT AGREEMENT WITH JACK AND JILL EDUCATIONAL CONSULTING – (RELATED PARTY)**

Effective September 20, 2020, the School entered into an Educational Management Agreement with Jack and Jill Educational Consulting, a related party, a New Jersey non-profit organization for a term of approximately five years. Each Academic year the school will a yearly (“CMO fee”) equal to 10% of the School’s Program Revenues as defined in the contract. Amounts paid during the year under the contract will also permit the School to retain an additional \$100,000 in General Fund Balance as compared to the Fund balance as set forth in its approved budget for the immediately preceding fiscal year. The CMO fee for the fiscal year ended June 30, 2024 amounted to \$1,383,543. The CMO fee from Jack & Jill Educational Consulting has been paid in full at June 30, 2024.

**16. SUBLEASE RENTAL AGREEMENT WITH JACK AND JILL EDUCATIONAL CONSULTING (RELATED PARTY)**

The Charter School leases its premises under the terms of non-cancelable leases from Jack and Jill Educational Consulting, LLC through the Charter School’s current charter. Certain leases are automatically extended upon the charter renewal and can be extended through various dates through June 30, 2069. Interest expense on the leases was \$2,055,738 for the year ended June 30, 2024, which is reflected as lease interest expense in the accompanying budgetary comparison schedule – general fund (exhibit C-1). The net value of the right-to-use lease assets and lease liabilities was (\$2,312,353) as of June 30, 2024, which was calculated using a discount rate of 6% (the School’s estimated incremental borrowing rate as of July 1, 2023). Amortization of the related right-to-use lease assets was \$773,821 for the year ended June 30, 2024. Total amount paid under the terms of these leases to Jack and Jill Educational Consulting amounted to \$2,355,486 for the year ended June 30, 2024. This amount is allocated to the General, Special Revenue and Enterprise funds.

Future minimum payments due under these agreements and future amortization are as follows:

**JOHN P. HOLLAND CHARTER SCHOOL**  
**Notes to the Basic Financial Statements**  
**For the Fiscal Year Ended June 30, 2024**

**16. SUBLEASE RENTAL AGREEMENT WITH JACK AND JILL EDUCATIONAL CONSULTING (RELATED PARTY) (continued)**

JOHN P. HOLLAND CHARTER SCHOOL  
Long Term Lease Schedule  
June 30, 2024

<u>Fiscal Year</u>	<u>Principal</u>	<u>Interest</u>	<u>Amortization</u>
2024 - 2069	\$36,360,288	\$63,203,450	\$34,047,935

In addition, the school is a guarantor on a promissory note dated October 17, 2023 in the amount of \$13,000,000 for Jack and Jill Educational Consulting with Lakeland Bank. This loan was made to refinance an existing loan made by Building Hope to Jack and Jill Educational Consulting to cover costs of the construction of school improvements at 5 Garret Mountain Plaza, Woodland Park, NJ.

The loan is a 10 year term loan maturing October 17, 2032. The interest rate is a fixed rate at 5.65% per annum for the first five years and then converts to a rate as specified in the Promissory Note. The School is also required to maintain certain financial covenants which are calculated combined with Jack & Jill Educational Consulting.

**17. BUILDING IMPROVEMENTS REIMBURSED TO JACK AND JILL EDUCATIONAL CONSULTING (RELATED PARTY)**

The School reimbursed Jack and Jill Educational Consulting \$2,225,607 for construction and improvements costs made to the school building for the year ended June 30, 2024. These are reflected in the General and Special Revenue Funds.

**18. INTERFUND RECEIVABLES AND PAYABLES**

**Interfunds** - The composition of interfund balances as of June 30, 2024 is as follows:

<b>Fund</b>	<b>Interfunds Receivable</b>	<b>Interfunds Payable</b>
Governmental Funds	\$37,052	
Proprietary Funds		(\$37,052)
<b>Total</b>	<b>\$37,052</b>	<b>(\$37,052)</b>

The above balances are the results of revenues earned or other financing sources received in one fund which are due to another fund and/or expenditures paid by one fund on behalf of another fund and/or to cover cash balances which were in negative position. Liquidation of these interfund balances is expected within the next fiscal year.

A total of \$188,702 was transferred from the General Fund to Enterprise Fund to subsidize the operating loss.

**REQUIRED SUPPLEMENTARY INFORMATION**  
**PART II**

## **BUDGETARY COMPARISON SCHEDULES**

**JOHN P. HOLLAND CHARTER SCHOOL**  
**Budgetary Comparison Schedule**  
**General Fund**  
**For the Fiscal Year Ended June 30, 2024**

	<b>Original Budget</b>	<b>Budget Transfers</b>	<b>Final Budget</b>	<b>Actual</b>	<b>Variance Final to Actual</b>
<b>REVENUES:</b>					
Local Sources:					
State / Local Share	\$ 11,125,886	\$ 230,644	\$ 11,356,530	\$ 11,025,047	\$ 331,483
Miscellaneous	150,000	-	150,000	185,411	(35,411)
Total - Local Sources	11,275,886	230,644	11,506,530	11,210,458	296,072
Special Education	336,543	46,932	383,475	383,475	-
Security Aid	417,364	(88,874)	328,490	328,490	-
TPAF Pension (On-Behalf - Non-Budgeted)				808,530	(808,530)
TPAF Post Retirement Medical (On-Behalf - Non-Budgeted)	-		-	220,052	(220,052)
TPAF . LTD (On-Behalf - Non-Budgeted)				656	(656)
TPAF Social Security (Reimbursed - Non-Budgeted)				259,924	(259,924)
Total State Sources	753,907	(41,942)	711,965	2,001,127	(1,289,162)
Total - Federal Sources					
<b>Total Revenues</b>	<b>12,029,793</b>	<b>188,702</b>	<b>12,218,495</b>	<b>13,211,585</b>	<b>(993,090)</b>
<b>EXPENDITURES:</b>					
<b>Current Expense:</b>					
<b>Regular Programs - Instruction</b>					
Teachers Salary	3,383,491	(598,892)	2,784,599	2,783,003	\$ 1,596
Other Salaries	944,155	125,174	1,069,329	1,069,329	-
Prof/Tech Services	-	570,092	570,092	570,092	-
Other Purchased Services (400-500 series)	120,000	258,878	378,878	378,878	-
General Supplies	215,000	(42,693)	172,307	139,292	33,015
Textbooks	85,000	(85,000)	-	-	-
Other Objects	8,000	151,846	159,846	159,846	-
<b>TOTAL REGULAR PROGRAMS - INSTRUCTION</b>	<b>4,755,646</b>	<b>379,405</b>	<b>5,135,051</b>	<b>5,100,440</b>	<b>34,611</b>



JOHN P. HOLLAND CHARTER SCHOOL  
Budgetary Comparison Schedule  
General Fund  
For the Fiscal Year Ended June 30, 2024

	Original Budget	Budget Transfers	Final Budget	Actual	Variance Final to Actual
<b>Support Services - General Administrative</b>					
Salaries of Administrative Salaries	1,254,115	(676,525)	577,590	577,590	-
Salaries of Secretarial and Clerical Assistants	226,595	9,605	236,200	236,200	-
Cost of Benefits	1,792,489	(658,865)	1,133,624	1,133,624	-
Consultants	50,000	105,997	155,997	155,997	-
Other Purchased Services (400-500 series)	876,576	211,182	1,087,758	1,087,758	-
Communications/Telephone	40,000	(23,997)	16,003	16,003	-
Supplies and Materials	6,000	11,308	17,308	17,308	-
Other Objects	20,000	(20,000)	-	-	-
	<u>4,265,775</u>	<u>(1,041,295)</u>	<u>3,224,480</u>	<u>3,224,480</u>	<u>-</u>
<b>Support Services - School Admin/Operation Plant Services</b>					
Salaries	308,256	121,713	429,969	429,969	-
Purchased Professional and Technical Services	8,300	123,771	132,071	132,071	-
Other Purchased Services	120,000	183,403	303,403	303,403	-
Rental of Land and Building- other than Lease Purchase Agt	275,127	(149,366)	125,761	125,761	-
Insurance	105,000	20,454	125,454	125,454	-
General Supplies	25,000	12,259	37,259	37,259	-
Transportation- Trips	1,500	7,631	9,131	9,131	-
Lease Interest Expense	2,055,738	-	2,055,738	2,055,738	-
Principal Payments on Lease	24,451	-	24,451	24,451	-
Energy (Energy and Electricity)	85,000	177,450	262,450	262,450	-
Other Objects	-	-	-	-	-
<b>Total Undist. Expend. - Other Oper. &amp; Maint. Of Plant</b>	<u>3,008,372</u>	<u>497,315</u>	<u>3,505,687</u>	<u>3,505,687</u>	<u>-</u>
<b>Food Service</b>					
Other Purchased Services	-	188,702	188,702	188,702	-
<b>Total Food Services</b>	<u>-</u>	<u>188,702</u>	<u>188,702</u>	<u>188,702</u>	<u>(188,702)</u>
On-behalf TPAF Pension Contributions (non-budgeted)				808,530	(808,530)
On-behalf TPAF Medical Contributions (non-budgeted)				220,052	(220,052)
On-behalf - LTD Contribution (non-budgeted)				656	-656
Reimbursed TPAF Social Security Contributions (non-budgeted)				259,924	(259,924)
<b>TOTAL ON-BEHALF CONTRIBUTIONS</b>	<u>-</u>	<u>-</u>	<u>-</u>	<u>1,289,162</u>	<u>(1,289,162)</u>
<b>TOTAL UNDISTRIBUTED EXPENDITURES</b>	<u>7,274,147</u>	<u>(355,278)</u>	<u>6,918,869</u>	<u>8,208,031</u>	<u>(1,289,162)</u>
<b>TOTAL GENERAL CURRENT EXPENSE</b>	<u>12,029,793</u>	<u>24,127</u>	<u>12,053,920</u>	<u>13,308,471</u>	<u>(1,254,551)</u>

JOHN P. HOLLAND CHARTER SCHOOL  
Budgetary Comparison Schedule  
General Fund  
For the Fiscal Year Ended June 30, 2024

	Original Budget	Budget Transfers	Final Budget	Actual	Variance Final to Actual
<b>CAPITAL OUTLAY</b>					
<b>Equipment</b>					
<b>Regular Programs - Instruction:</b>					
Instructional Equipment	-	148,965	148,965	148,965	-
Non-Instructional Equipment		-	-	-	-
Building Improvements		15,610	15,610	15,610	-
<b>Total Equipment</b>	<u>-</u>	<u>164,575</u>	<u>164,575</u>	<u>164,575</u>	<u>-</u>
 <b>TOTAL EXPENDITURES- GENERAL FUND</b>	 12,029,793	 188,702	 12,218,495	 13,473,046	 (1,254,551)
 <b>Excess (Deficiency) of Revenues Over (Under) Expenditures</b>	 <u>-</u>	 <u>-</u>	 <u>-</u>	 <u>(261,461)</u>	 <u>261,461</u>
 <b>Other Financing Sources:</b>					
<b>Operating Transfer In:</b>	<u>-</u>	<u>-</u>	<u>-</u>	<u>-</u>	<u>-</u>
<b>Total Other Financing Sources:</b>	<u>-</u>	<u>-</u>	<u>-</u>	<u>-</u>	<u>-</u>
 <b>Excess (Deficiency) of Revenues and Other Financing Sources Over (Under) Expenditures and Other Financing Sources (Uses)</b>	 <u>-</u>	 <u>-</u>	 <u>-</u>	 <u>(261,461)</u>	 <u>261,461</u>
 <b>Fund Balance, July 1, 2023</b>	 <u>-</u>	 <u>-</u>	 <u>1,313,495</u>	 <u>1,313,495</u>	
<b>Fund Balance, June 30, 2024</b>	<u>\$ -</u>	<u>\$ -</u>	<u>\$ 1,313,495</u>	<u>\$ 1,052,034</u>	<u>\$ 261,461</u>

**JOHN P. HOLLAND CHARTER SCHOOL**  
**Budgetary Comparison Schedule**  
**Special Revenue Fund**  
**For the Fiscal Year Ended June 30, 2024**

Exhibit C-2  
Page 1

	Budget	Transfers	Budget	Actual	Variance Final to Actual
<b>REVENUES:</b>					
Local Sources	\$ 13,968		\$ 13,968	\$ 13,968	
Student Activity	0		0	0	
State Sources	1,471,047		1,471,047	1,471,047	
Federal Sources	877,372		877,372	877,372	
<b>Total Revenues</b>	<b>2,362,387</b>		<b>2,362,387</b>	<b>2,362,387</b>	
<b>EXPENDITURES:</b>					
<b>Instruction</b>					
Salaries of Teachers	736,680		736,680	736,680	
Other Salaries for Instruction	199,900		199,900	199,900	
Purchased Professional and Technical Services	256,631		256,631	256,631	
Other Purchased Services (400-500 series)	13,968		13,968	13,968	
Textbooks					
General Supplies	31,237		31,237	31,237	
Rent	-		-	-	
Support Services	861		861	861	
Personal Services- Employee Benefits	369,742		369,742	369,742	
Instructional Equipment	-		-	-	
Equipment- Non instructional	-		-	-	
Miscellaneous Expense	-		-	-	
<b>Total Instruction</b>	<b>1,609,019</b>	<b>-</b>	<b>1,609,019</b>	<b>1,609,019</b>	
<b>Support Services</b>					
Salaries of Supervisor of Instruction	86,782		86,782	86,782	
Salaries of Program Directors	84,100		84,100	84,100	
Salaries of Other Professional Staff	30,000		30,000	30,000	
Salaries of Secretaries & Clerical Assistants	80,900		80,900	80,900	
Salaries Principal	-		-	-	
Other Salaries	47,900		47,900	47,900	
Personal Services - Employee Benefits	-		-	-	
Purchased Professional - Educational Services	-		-	-	
Other Purchased Professional Services	-		-	-	
Rentals	64,400		64,400	64,400	
Supplies	7,766		7,766	7,766	
Student Activity	43,631		43,631	43,631	
Cleaning, Repairs, and Maintenance Sev	231,343		231,343	231,343	
Family Liason	100,000		100,000	100,000	
Communication					
Scholarships					
Energy	20,000		20,000	20,000	
Travel	177		177	177	
Capital Improvements	-		-	-	
Instructional Equipment	-		-	-	
<b>Total Support Services</b>	<b>796,999</b>		<b>796,999</b>	<b>796,999</b>	

JOHN P. HOLLAND CHARTER SCHOOL  
Budgetary Comparison Schedule  
Special Revenue Fund  
For the Fiscal Year Ended June 30, 2024

	Original Budget	Budget Transfers	Final Budget	Actual	Variance Final to Actual
Buildings Improvements					
Instructional Equipment					
Noninstructional Equipment					
<b>Total Facilities Acquisition and Construction Services</b>					
<b>Transfer to Charter School</b>					
Total Expenditures	2,406,018		2,406,018	2,406,018	
<b>Other Financing Sources (Uses)</b>					
Transfer in from General Fund					
Transfer Out to Whole School Reform (General Fund)					
<b>Total Other Financing Sources (Uses)</b>					
<b>Total Outflows</b>					
<b>Excess (Deficiency) of Revenues Over (Under)</b>					
<b>Expenditures and Other Financing Sources (Uses)</b>	\$ (43,631)		\$ (43,631)	\$ (43,631)	

**NOTES TO REQUIRED SUPPLEMENTARY  
INFORMATION**

**JOHN P. HOLLAND CHARTER SCHOOL  
Required Supplementary Information  
Budgetary Comparison Schedule  
Note to RSI  
For the Fiscal Year Ended June 30, 2024**

**Note A - Explanation of Differences between Budgetary Inflows and Outflows and GAAP Revenues and Expenditures**

The general fund budget and the special revenue budget basis are GAAP, therefore no reconciliation is required.

JOHN P. HOLLAND CHARTER SCHOOL  
SCHEDULE OF CHARTER SCHOOL CONTRIBUTIONS - PERS  
FOR THE FISCAL YEARS ENDED JUNE 30\*  
(Unaudited)  
Public Employees' Retirement System (PERS)

	<u>2023</u>	<u>2022</u>	<u>2021</u>	<u>2020</u>	<u>2019</u>	<u>2018</u>	<u>2017</u>	<u>2016</u>	<u>2015</u>	<u>2014</u>
Charter School Proportion of the net pension liability (asset)	.020108%	.015400%	.01385%	.011834%	.011515%	0.0059286587%	0.0047600738%	0.0060741634%	0.0050281960%	0.0331813997%
Charter School Proportionate share of the net pension liability (asset)	2,912,530	2,324,139	1,640,754	1,929,935	2,074,828	1,167,323	1,108,069	1,798,993	1,128,729	595,645
Charter School Covered employee payroll	1,466,783	1,364,407	1,005,606	962,431	962,431	1,367,764	344,228	424,104	342,936	233,472
Charter School Proportionate share of the net pension liability (asset) as a percentage of its covered-employee payroll	198.57%	170.39%	163.2%	200.5%	215.6%	85.35%	321.90%	424.19%	329.14%	255.12%
Plan fiduciary net position as a percentage of the total pension liability	50.36%	58.7%	61.3%	49.8%	46.3%	53.60%	48.10%	40.14%	47.93%	52.08%

\*Until a full ten year trend is compiled, information will be presented for those years for which the information is available.

**JOHN P. HOLLAND CHARTER SCHOOL**  
**SCHEDULE OF CHARTER SCHOOL CONTRIBUTIONS - PERS**  
**FOR THE FISCAL YEARS ENDED JUNE 30\***  
**(Unaudited)**  
**Public Employees' Retirement System (PERS)**

	<u>2023</u>	<u>2022</u>	<u>2021</u>	<u>2020</u>	<u>2019</u>	<u>2018</u>	<u>2017</u>	<u>2016</u>	<u>2015</u>	<u>2014</u>
Contractually required contribution	\$268,750	\$194,207	\$162,201	\$129,466	\$112,107	\$113,606	\$58,971	\$44,097	\$53,962	\$43,229
Contributions in relation to the contractually required contribution	(\$268,750)	(\$194,207)	(\$162,201)	(\$129,466)	(\$112,107)	(\$113,606)	(\$58,971)	(\$44,097)	(\$53,962)	(\$43,229)
Contribution deficiency (excess)	\$0	\$0	\$0	\$0	\$0	\$0	\$0	\$0	\$0	\$0
Charter School Covered employee payroll	\$1,466,783	\$1,364,407	\$1,640,754	\$962,431	\$962,431	\$872,683	\$635,749	\$632,121	\$329,780	\$386,198
Contributions as a percentage of covered employee payroll	18.40%	14.24%	9.87%	13.45%	11.6%	13.02%	9.28%	6.98%	16.36%	11.19%

\*Until a full ten year trend is compiled, information will be presented for those years for which the information is available.



**JOHN P. HOLLAND CHARTER SCHOOL**  
**SCHEDULE OF THE CHARTER SCHOOL PROPORTIONATE SHARE**  
**OF NET PENSION LIABILITY - TPAF**  
**FOR THE FISCAL YEARS ENDED JUNE 30**  
**(Unaudited)**  
**Teachers' Pension and Annuity Fund (TPAF)**

	<u>2023</u>	<u>2022</u>	<u>2021</u>	<u>2020</u>	<u>2019</u>	<u>2018</u>	<u>2017</u>	<u>2016</u>	<u>2015</u>
Charter School Proportion of the net pension liability (asset)**	N/A	N/A	N/A	N/A	N/A	N/A	N/A	N/A	N/A
Charter School Proportionate share of the net pension liability (asset)**	N/A	N/A	N/A	N/A	N/A	N/A	N/A	N/A	N/A
State's proportionate share of the net pension liability (asset) associated with the Charter School	\$10,131,691	\$9,775,010	\$8,172,576	\$9,698,784	\$7,016,671	\$7,492,353	\$6,537,921	\$8,778,062	\$4,449,018
Total	<u>\$10,131,691</u>	<u>\$9,775,010</u>	<u>\$8,172,576</u>	<u>\$9,698,784</u>	<u>\$7,016,671</u>	<u>\$7,492,353</u>	<u>\$6,537,921</u>	<u>\$8,778,062</u>	<u>\$4,449,018</u>
Charter School Covered employee payroll	\$3,476,492	\$2,257,776	\$2,231,683	\$1,988,791	\$1,988,791	\$1,367,764	\$1,366,952	\$1,136,420	\$1,362,080
Charter School Proportionate share of the net pension liability (asset) as a percentage of its covered-employee payroll	291.5%	433.1%	366.2%	487.7%	352.8%	547.78%	478.28%	772.43%	326.63%
Plan fiduciary net position as a percentage of the total pension liability	34.60%	32.29%	35.52%	24.60%	26.95%	26.49%	25.41%	22.33%	28.71%

\*\*NOTE: TPAF is a special funding situation as defined by GASB Statement No. 68 in which the State of New Jersey is 100% responsible (employer) for contributions to the plan. Since the charter school does not contribute directly to liability to report in the financial the plan there is no net pension statements of the charter school.

**JOHN P. HOLLAND CHARTER SCHOOL  
REQUIRED SUPPLEMENTARY INFORMATION  
SCHEDULE OF DISTRICT'S PROPORTIONATE SHARE OF NET PENSION LIABILITY  
AND SCHEDULE OF DISTRICT CONTRIBUTIONS NOTES TO REQUIRED SUPPLEMENTARY  
INFORMATION FOR THE FISCAL YEAR ENDED JUNE 30, 2024**

Change of Benefit Terms: None

Change of Assumptions: Assumptions used in calculating the net pension liability and statutorily required employer contribution are presented in the notes to the financial statements.

**JOHN P. HOLLAND CHARTER SCHOOL  
REQUIRED SUPPLEMENTARY INFORMATION SCHEDULE OF CHANGES IN THE DISTRICT'S  
PROPORTIONATE SHARE OF THE OPEB LIABILITY AND SCHEDULE OF DISTRICT PROPORTIONATE  
SHARE OF THE OPEB LIABILITY NOTES TO REQUIRED SUPPLEMENTARY INFORMATION  
FOR THE FISCAL YEAR ENDED JUNE 30, 2024**

Change of Benefit Terms:     None

Change of Assumptions:     Assumptions used in calculating the OPEB liability are presented in  
the notes to the financial statements.

**JOHN P. HOLLAND CHARTER SCHOOL**  
**REQUIRED SUPPLEMENTARY INFORMATION**  
**SCHEDULE OF CHANGES IN THE CHARTER SCHOOL'S PROPORTIONATE SHARE OF**  
**TOTAL OPEB LIABILITY**  
**(UNAUDITED)**  
**Postemployment Health Benefit Plan**

	Fiscal Years*						
	<u>2023</u>	<u>2022</u>	<u>2021</u>	<u>2020</u>	<u>2019</u>	<u>2018</u>	<u>2017</u>
<b><u>The State of New Jersey's Total OPEB Liability</u></b>							
Service Cost	\$2,136,235,175	\$2,770,618,025	\$3,217,874,264	\$1,790,973,822	\$1,734,404,850	\$1,984,642,729	\$2,391,878,884
Interest	1,844,113,951	1,342,187,139	1,556,661,679	1,503,341,357	1,827,787,206	1,970,236,232	1,699,441,736
Difference Between Expected and Actual Experience	(980,424,902)	1,399,200,736	11,449,632,500	11,544,750,637	(7,323,140,818)	(5,002,065,740)	(1,242,412,566)
Benefit Payment	(1,437,516,518)	(1,329,476,059)	59,202,105	(1,180,515,618)	(1,280,958,373)	(1,232,987,247)	(1,242,412,566)
Contributions from Members	47,258,104	42,650,252		35,781,384	37,971,171	42,614,005	45,748,749
Changes of Assumptions or other inputs	105,539,463	(13,586,368,097)	(1,186,417,186)	12,386,549,981	622,184,027	(5,291,448,855)	(7,086,599,129)
<b>Net change in total OPEB liability</b>	<b>\$1,715,205,273</b>	<b>(\$9,361,188,004)</b>	<b>\$15,096,953,362</b>	<b>\$26,080,881,563</b>	<b>(\$4,381,751,937)</b>	<b>(\$7,529,008,876)</b>	<b>(\$4,191,942,326)</b>
<b>Total OPEB Liability - Beginning</b>	<b>\$50,646,462,966</b>	<b>\$60,007,650,970</b>	<b>\$67,809,962,608</b>	<b>\$41,729,081,045</b>	<b>\$46,110,832,982</b>	<b>\$53,639,841,858</b>	<b>\$57,831,784,184</b>
<b>Total OPEB Liability - Ending</b>	<b>\$52,361,668,239</b>	<b>\$50,646,462,966</b>	<b>\$60,007,650,970</b>	<b>\$67,809,962,608</b>	<b>\$41,729,081,045</b>	<b>\$46,110,832,982</b>	<b>\$53,639,841,858</b>
<b>The State of New Jersey's total OPEB liability**</b>	<b>\$52,361,668,239</b>	<b>\$50,646,462,966</b>	<b>\$60,007,650,970</b>	<b>\$67,809,962,608</b>	<b>\$41,729,081,045</b>	<b>\$46,110,832,982</b>	<b>\$53,639,841,858</b>
<b>The State of New Jersey's OPEB liability attributable to the Charter School</b>	<b>\$4,299,650</b>	<b>\$4,383,368</b>	<b>\$5,276,375</b>	<b>\$4,994,785</b>	<b>\$884,529</b>	<b>\$417,193</b>	<b>\$0</b>
<b>The Charter School's proportionate share of the total OPEB liability</b>	<b>0</b>	<b>0</b>	<b>0</b>	<b>0</b>	<b>0</b>	<b>0</b>	<b>0</b>
<b>Charter School's covered employee payroll</b>	<b>4,060,865</b>	<b>3,622,183</b>	<b>\$4,460,787</b>	<b>\$2,951,122</b>	<b>\$1,714,755</b>	<b>\$1,143,170</b>	<b>\$0</b>
<b>Total Charter School's OPEB liability as a percentage of its covered-employee payroll</b>	<b>0.00%</b>	<b>0.00%</b>	<b>0.00%</b>	<b>0.00%</b>	<b>0.00%</b>	<b>0.00%</b>	<b>0.00%</b>
<b>Charter School's contribution</b>	<b>None</b>	<b>None</b>	<b>None</b>	<b>None</b>	<b>None</b>	<b>None</b>	<b>None</b>
<b>State's covered employee payroll</b>	<b>\$15,314,749,297</b>	<b>\$14,753,355,408</b>	<b>\$14,425,669,769</b>	<b>\$14,267,738,657</b>	<b>\$13,929,083,479</b>	<b>\$13,640,275,833</b>	<b>\$13,493,400,208</b>
<b>Total State's OPEB liability as a percentage of its covered-employee payroll</b>	<b>341.90%</b>	<b>343.29%</b>	<b>416.00%</b>	<b>475.00%</b>	<b>300.00%</b>	<b>338.00%</b>	<b>397.53%</b>

\*\*Note: Other Post Employment Benefits (OPEB) for employees of the Teachers' Pension and Annuity Fund (TPAF) and the Public Employees Retirement System (PERS) is considered a special funding situation as defined by GASB Statement No. 75 in which the State of New Jersey is 100% responsible for contributions to the health insurance plan. The district (employer) does not contribute to the plan and the district's OPEB liability is zero.

\*Until a full ten year trend is compiled, information will be presented for those years for which information is available.

## **SPECIAL REVENUE FUND**

Special Revenue Funds are used to account for the proceeds of special revenue resources (other than expendable trusts or major capital projects) that are legally restricted to expenditures for specific purposes.

**JOHN P. HOLLAND CHARTER SCHOOL**  
**Special Revenue Fund**  
**Combining Schedule of Revenues and Expenditures- Budgetary Basis**  
**For the Fiscal Year Ended June 30, 2024**

	<b>TOTAL</b>	<b>IDEA PART B-Basic</b>	<b>IDEA Preschool</b>	<b>TITLE I PART A</b>	<b>HIGH IMPACT TUTORING</b>	<b>EMERGENT NEEDS AND CAPITAL</b>	<b>Preschool Education Aid</b>	<b>PCCHS Activity</b>	<b>STUDENT ACTIVITY</b>
<b>REVENUES</b>									
Intergovernmental									
Federal	\$ 877,372	188,928	7,080	607,703	73,661	-			
State	1,471,047					176,343	1,294,704		
Local Revenue	13,968							13,968	
Student Activity	-						-		-
Total Revenues	2,362,387	188,928	7,080	607,703	73,661	176,343	1,294,704	13,968	-
<b>EXPENDITURES</b>									
Instruction									
Salaries	736,680	-		375,000	3,577	-	358,103		
Other Instructional Salaries	199,900		-			-	199,900		
Other Purchased Services	13,968	-	-	-	-	-		13,968	
Purchased Prof. and Tech.and Edu Ser.	256,631	188,928	7,080		60,623		-		
General Supplies	31,237	-	-	21,079	-	-	10,158		
Support Services	861				861		-		
Textbooks	-								
Personal Services - Employee Benefits	369,742	-		211,624	618		157,500		
Miscellaneous Expenses	-							-	-
Total Instruction	1,609,019	188,928	7,080	607,703	65,679	-	725,661	13,968	-
Support Services									
Salaries of Supervisors of Instruction	86,782	-		-	7,982	-	78,800	-	-
Salaries of Master Teachers	84,100						84,100		
Salaries of Principal	30,000						30,000		
Other Salaries	47,900						47,900		
Salaries of Clerical	80,900						80,900		
Purchases Professional Sves	-						-		
Rentals	-						-		
Student Activity	43,631								43,631
Cleaning , Repairs, and Maintenance Ser.	231,343					176,343	55,000		
Family Liasons	100,000						100,000		
Supplies and Materials	7,766						7,766		
Rentals	64,400						64,400		
Equipment - Instructional	-						-		
Equipment -Non- instructional	-						-		
Travel	177						177		
Energy	20,000						20,000		
Total Support Services	796,999	-		-	7,982	176,343	569,043	-	43,631
<b>TOTAL EXPENDITURES</b>	<b>\$ 2,406,018</b>	<b>188,928</b>	<b>7,080</b>	<b>607,703</b>	<b>73,661</b>	<b>176,343</b>	<b>1,294,704</b>	<b>13,968</b>	<b>43,631</b>
<b>Excess (Deficiency)</b>									
<b>Revenues (Over) Expenditures</b>	<b>\$ (43,631)</b>	<b>\$ -</b>	<b>\$ -</b>	<b>\$ -</b>	<b>\$ -</b>	<b>\$ -</b>	<b>\$ -</b>	<b>\$ -</b>	<b>\$ (43,631)</b>

**JOHN P HOLLAND CHARTER SCHOOL**  
**Special Revenue Fund**  
**Schedule of Preschool Education**  
**Aid Expenditures - Budgetary Basis**  
**Year Ended June 30, 2024**

	<u>Original Budget</u>	<u>Budget Transfers</u>	<u>Final Budget</u>	<u>Actual</u>	<u>Variance</u>
<b>Expenditures</b>					
Instruction					
Salaries of teachers	\$ 357,700	\$ 403	\$ 358,103	\$ 358,103	\$ -
Other salaries for instruction	199,900	-	199,900	199,900	-
Purchased professional educational services	-	-	0	-	-
Other Purchased services	-	-	-	-	-
General supplies	-	10,157	10,157	10,157	-
Other objects	-	-	-	-	-
Total instruction	<u>557,600</u>	<u>10,560</u>	<u>568,160</u>	<u>568,160</u>	<u>-</u>
Support services					
Salaries of Supervisor of Instruction	78,800	-	78,800	78,800	-
Salaries of Principals/Assistant Principals/Prog Directors	84,100	-	84,100	84,100	-
Salaries of Other Prof Staff	30,000	-	30,000	30,000	-
Salaries of Secretarial & Clerical Assistants	80,900	-	80,900	80,900	-
Other Salaries	47,900	-	47,900	47,900	-
Energy	-	20,000	20,000	20,000	-
Clean, Repair, & Maint Services	-	55,000	55,000	55,000	-
Supplies	52,000	(44,234)	7,766	7,766	-
Personnel Services -Employee Benefits	157,500	-	157,500	157,500	-
Family Liason	159,000	(59,000)	100,000	100,000	-
Travel	-	177	177	177	-
Rentals	64,400	-	64,400	64,400	-
Total support services	<u>754,600</u>	<u>(28,057)</u>	<u>726,543</u>	<u>726,543</u>	<u>-</u>
Facilities acquisition and construction services					
Instructional equipment	-	-	-	-	-
Construction services	-	-	-	-	-
Total facilities acquisition and construction services	<u>-</u>	<u>-</u>	<u>-</u>	<u>-</u>	<u>-</u>
Total expenditures	<u>\$ 1,312,200</u>	<u>\$ (17,497)</u>	<u>\$ 1,294,703</u>	<u>\$ 1,294,703</u>	<u>-</u>

**Calculation of Budget and Carryover**

Total revised 2023-2024 preschool education aid allocation	\$ 1,294,703	-
Add: actual carryover June 30, 2023	-	-
Add: budgeted transfer from the General Fund 2023-2024	-	-
Total preschool education aid funds available for 2023-2024 budget	<u>1,294,703</u>	
Less: 2023-2024 budgeted preschool education aid, including prior	<u>(1,294,703)</u>	
able and unbudgeted preschool education aid funds as of June 30, 2023	-	
Add: June 30, 2024 unexpended preschool education aid	-	
2023-2024 actual carryover - preschool education aid	<u>\$ -</u>	
2023-2024 preschool education aid carryover budgeted in 2023-2024	<u>\$ -</u>	

## **PROPRIETARY FUNDS**



## **ENTERPRISE FUND**

Enterprise Funds are used to account for operations that are financed and operated in a manner similar to private business enterprises where the intent is that the cost of providing goods and services be financed through user charges or where the board has decided that periodical determination of revenues earned, expenses incurred, and/or net income is appropriate for capital maintenance, public policy, management control, accountability or other purposes.

**Food Service Fund** - The fund provides for the operation of food services in all schools.

**JOHN P. HOLLAND CHARTER SCHOOL**  
**Statement of Net Position**  
**Proprietary Fund**  
**As of June 30, 2024**

	<b>Proprietary Fund FOOD SERVICE Activities Enterprise</b>	<b>Proprietary Fund After Care Activities Enterprise</b>	<b>Total Activities Enterprise</b>
<b>ASSETS</b>			
Current Assets			
Cash and Cash Equivalents	\$0	\$19,672	\$19,672
Interfund	(37,052)		(37,052)
Intergovernmental Receivable			
Federal	36,081		36,081
State	971		971
Total Current Assets	0	19,672	19,672
Total Assets	\$0	\$19,672	\$19,672
<b>LIABILITIES</b>			
Account Payable		8,600	8,600
Net Position			
Unrestricted	0	11,072	11,072
Invested in capital assets - net			
Total Net Position	0	11,072	11,072
Total Liabilities and Net Position	\$0	\$19,672	\$19,672

**JOHN P. HOLLAND CHARTER SCHOOL**  
**Statement of Revenues, Expenses, and Changes in Fund Net Position**  
**Proprietary Fund**  
**For the Fiscal Year Ended June 30, 2024**

	<b>Proprietary Fund Business-Type FOOD SERVICE Enterprise</b>	<b>After-Care Enterprise</b>	<b>Total</b>
<b>OPERATING REVENUES</b>			
Local Sources			
Daily Sales - Reimbursable Programs			
Interest Income	\$9,306		\$9,306
Self Pay Revenue	1,261	\$771,724	772,985
Total Operating Revenues	<u>10,567</u>	<u>771,724</u>	<u>782,291</u>
<b>OPERATING EXPENSES</b>			
Supplies, Materials & Other	(648,978)	(810,951)	(1,459,929)
Total Operating Expenses	<u>(648,978)</u>	<u>(810,951)</u>	<u>(1,459,929)</u>
Income (Loss) From Operations	<u>(638,411)</u>	<u>(39,227)</u>	<u>(677,638)</u>
<b>Nonoperating Revenues</b>			
State Sources			
State Breakfast After the Bell	5,891		5,891
State Reduced Breakfast	0		0
State Lunch	5,178		5,178
Federal Sources			
PEBT	653		653
National Afterschool Snack	28,570		28,570
School Breakfast Program	134,449		134,449
National School Lunch Program	274,968		274,968
Total Nonoperating Revenues	<u>449,709</u>	<u>0</u>	<u>449,709</u>
Increase (Decrease) in Net Position	<u>(188,702)</u>	<u>(39,227)</u>	<u>(227,929)</u>
Subsidy transferred In From General Fund	188,702	0	188,702
Total Net Position - Beginning of Year - July 1, 2023	<u>0</u>	<u>50,299</u>	<u>50,299</u>
Total Net Position - End of Year - June 30, 2024	<u>\$0</u>	<u>\$11,072</u>	<u>\$11,072</u>

**JOHN P. HOLLAND CHARTER SCHOOL**  
**Statements of Cash Flows**  
**Proprietary Funds**  
**For the Fiscal Year Ended June 30, 2024**

	<b>Proprietary Fund Business-Type Activities</b>
Cash flows from operating activities	\$782,291
Cash Payments supplies, material and other	(1,451,329)
Net Cash (Used) by Operating Activities	<u>(669,038)</u>
Cash Flows from Noncapital Financing Activities	
Interfund Adjustment	(49,284)
Subsidy Transferred from General Fund	188,702
Cash Received from State and Federal Subsidy Reimbursements	498,993
Net Cash Provided by Noncapital Financing Activities	<u>638,411</u>
Cash Flows from Investing Activities	
Net Cash Provided by Investing Activities	
Net Increase (Decrease) in Cash and Cash Equivalents	(30,627)
Cash and Cash Equivalents, Beginning of Year - July 1, 2023	50,299
Cash and Cash Equivalents, End of Year - June 30, 2024	<u><u>\$19,672</u></u>
Reconciliation of Operating Income to Net Cash	
Used by Operating Activities	
Operating Income	(\$227,929)
Adjustments to Reconcile Operating Income to	
Interfund Adjustment	(49,284)
Net Cash Provided by Operating Activities	0
Subsidy Transferred from General Fund	188,702
(Increase) Decrease in Accounts Receivable	49,284
Change in Assets and Liabilities	8,600
Total Adjustment	<u>197,302</u>
Net Cash Provided by (Used In) Operating Activities	<u><u>(\$30,627)</u></u>

**FIDUCIARY FUNDS  
(NOT APPLICABLE)**

**Exhibit H-1**

**JOHN P. HOLLAND CHARTER SCHOOL  
Combining Statement of Agency Funds Net Position  
Fiduciary Funds  
As of June 30, 2024**

**NOT APPLICABLE**

**Exhibit H-2**

**JOHN P. HOLLAND CHARTER SCHOOL  
Nonexpendable Trust Fund  
Combining Statement of Agency Fund Net Position  
Fiduciary Funds  
As of June 30, 2024**

**NOT APPLICABLE**

**Exhibit H-3**

**JOHN P. HOLLAND CHARTER SCHOOL  
Student Activity Agency Fund  
Schedule of Receipts and Disbursements  
Fiduciary Funds  
For the Fiscal Year Ended June 30, 2024**

**NOT APPLICABLE**



**Exhibit H-4**

**JOHN P. HOLLAND CHARTER SCHOOL  
Payroll Agency Fund  
Schedule of Receipts and Disbursements  
Fiduciary Funds  
For the Fiscal Year Ended June 30, 2024**

**NOT APPLICABLE**

**Exhibit H-5**

**JOHN P. HOLLAND CHARTER SCHOOL  
Unemployment Compensation Insurance Trust Fund  
Statement of Receipts and Disbursements  
Fiduciary Funds  
For the Fiscal Year Ended June 30, 2024**

**NOT APPLICABLE**

## STATISTICAL SECTION

This part of the John P. Holland Charter School annual comprehensive financial report presents detailed information as a context for understanding what the information in the financial statements, note disclosures, and required supplementary information says about the school's overall financial health.

### **Contents**

### **Exhibits**

#### **Financial Trends**

J- I to J-5

These schedules contain trend information to help the reader understand how the government's financial performance and well-being have changed over time.

#### **Revenue Capacity**

J-6 to J-9

These schedules contain information to help the reader assess the government's most significant local revenue source, the property tax.

#### **Debt Capacity**

J-10 to J-13

These schedules present information to help the reader assess the affordability of the government's current levels of outstanding debt and the government's ability to issue additional debt in the future.

#### **Demographic and Economic Information**

J-14 and J-15

These schedules offer demographic and economic indicators to help the reader understand the environment within which the government's financial activities take place.

#### **Operating Information**

J-16 to J-20

These schedules contain service and infrastructure data to help the reader understand how the information in the government's financial report relates to the services the government provides and the activities it performs.

Sources: Unless otherwise noted, the information in these schedules is derived from the annual comprehensive financial reports for the relevant year.

## **FINANCIAL TRENDS**

**JOHN P. HOLLAND CHARTER SCHOOL  
NET POSITION BY COMPONENT  
FOR THE FISCAL YEARS ENDED JUNE 30  
ACCRUAL BASIS OF ACCOUNTING  
(UNAUDITED)**

	2024	2023	2022	2021	2020	2019
Governmental activities						
Invested in capital assets Net of Comp absences	\$ 2,779,680	\$ 2,795,737	\$ 376,518	\$ 432,098	\$ -	\$ 11,263
Restricted Student Activity Reserve	1,455	45,086				
Restricted	25,000	25,000	25,000	38,843	25,000	25,000
Unrestricted (Deficit)	(3,490,887)	(1,998,993)	(1,822,579)	(841,074)	(107,165)	(374,606)
Total governmental activities net position (Deficit)	<u>\$ (684,752)</u>	<u>\$ 866,830</u>	<u>\$ (1,421,061)</u>	<u>\$ (370,133)</u>	<u>\$ (82,165)</u>	<u>\$ (338,343)</u>
Business-type activities						
Invested in capital assets						
Unrestricted	11,072	50,299	126,882	87,708	65,212	4,849
	<u>\$ 11,072</u>	<u>\$ 50,299</u>	<u>\$ 126,882</u>	<u>\$ 87,708</u>	<u>\$ 65,212</u>	<u>\$ 4,849</u>
Total business-type activities net position						
School-wide						
Invested in capital assets	\$ 2,779,680	\$ 2,795,737	\$ 376,518	\$ 432,098	\$ -	\$ 11,263
Restricted Student Activity Reserve	1,455	45,086				
Restricted - School Escrow	25,000	25,000	25,000	38,843	25,000	25,000
Unrestricted (Deficit)	(3,479,815)	(1,948,694)	(1,695,697)	(753,366)	(41,953)	(369,757)
Total school net position (Deficit)	<u>\$ (673,680)</u>	<u>\$ 917,129</u>	<u>\$ (1,294,179)</u>	<u>\$ (282,425)</u>	<u>\$ (16,953)</u>	<u>\$ (333,494)</u>

**Source: School Financial Statements**

**JOHN P. HOLLAND CHARTER SCHOOL**  
**CHANGES IN NET POSITION**  
**FOR THE FISCAL YEARS ENDED JUNE 30**  
**ACCRUAL BASIS OF ACCOUNTING**  
**(UNAUDITED)**

Source: School Financial Statements

	<u>2024</u>	<u>2023</u>	<u>2022</u>	<u>2021</u>	<u>2020</u>	<u>2019</u>
<b>Expenses</b>						
Governmental activities						
Instruction						
Regular	\$ 6,709,459	\$ 6,020,080	\$ 5,271,617	\$ 5,039,022	\$ 3,505,703	\$ 2,495,164
Support Services:						
General administration	4,021,479	5,369,148	2,846,510	2,026,424	1,930,779	1,210,423
School Administrative Services	3,694,389	3,262,294	2,927,098	2,210,491	1,446,951	871,318
On-behalf TPAF Social Security Pension/Medical	1,289,162	1,239,206	1,144,246	830,420	615,577	1,861,307
Student Activity	-	-	19,757	23,756		
Compensated absence	-	4,765	205,235			
Amortization expense over principal payments on leases	-	-	791,739			
Capital outlay	164,575	669,057	44,416	623,085	-	-
Unallocated depreciation	180,632	113,992	55,580	(432,098)	-	-
Total governmental activities expenses	16,059,696	16,678,542	13,306,198	10,321,100	7,499,010	6,438,212
Business-type activities:						
Food service	648,978	605,131	570,216	117,765	279,718	319,365
Child Care	810,951	541,880	118,715	-	39,300	43,975
Total business-type activities expense	1,459,929	1,147,011	688,931	117,765	319,018	363,340
Total school expenses	\$ 17,519,625	\$ 17,825,553	\$ 13,995,129	\$ 10,438,865	\$ 7,818,028	\$ 6,801,552
<b>Program Revenues</b>						
Governmental activities:						
Charges for services:						
National Lunch Program						
Pupil transportation						
Central and other support services						
Special revenue grants	2,362,387	4,789,596	2,949,441	2,315,261	1,448,162	2,259,529
Operating grants and contributions						
Capital grants and contributions						
Total governmental activities program revenues	2,362,387	4,789,596	2,949,441	2,315,261	1,448,162	2,259,529
Business-type activities:						
Charges for services						
Food service	648,978	513,520	609,390	95,269	219,355	324,214
Child care	771,724	556,908	118,715	-	39,300	32,219
Operating grants and contributions						
Capital grants and contributions						
Total business type activities program revenues	1,420,702	1,070,428	728,105	95,269	258,655	356,433
Total school program revenues	3,783,089	5,860,024	3,677,546	2,410,530	1,706,817	2,615,962
<b>Net (Expense)/Revenue</b>						
Governmental activities	(13,697,309)	(11,888,946)	(10,356,757)	(8,005,839)	(6,050,848)	(4,178,682)
Business-type activities	(39,227)	(76,583)	39,174	22,496	60,363	(6,907)
Total school-wide net expense	\$ (13,736,536)	\$ (11,965,529)	\$ (10,317,583)	\$ (7,983,343)	\$ (5,990,485)	\$ (4,185,589)

JOHN P. HOLLAND CHARTER SCHOOL  
CHANGES IN NET POSITION  
FOR THE FISCAL YEARS ENDED JUNE 30  
ACCRUAL BASIS OF ACCOUNTING  
(UNAUDITED)

	<u>2024</u>	<u>2023</u>	<u>2022</u>	<u>2021</u>	<u>2020</u>	<u>2019</u>
Governmental activities:						
Local share	-	-	-	635,477	532,722	4,467,377
State / Local Share	11,025,047	9,956,874	7,682,211	5,404,992	4,680,077	163,660
State and Federal Aid aid	2,001,127	1,944,603	1,665,793	1,682,450	1,369,011	-
Miscellaneous income	185,411	110,255	101,902	220,365	39,935	70,057
Amortization expense over principal payments on leases	(749,369)	(771,245)				
Student Activity	-	45,086	5,914	18,915	-	(11,756)
Net pension adjustment	(481,064)	358,053	55,244			
Increase in Net Capital Outlay	164,575	2,327,976				
Transfers	12,145,727	13,971,602	9,511,064	7,962,199	6,621,745	4,689,338
Total governmental activities						
Business-type activities:						
Investment earnings	-	-	-	-	-	11,756
Transfers	-	-	-	-	-	-
Total business-type activities	12,145,727	13,971,602	9,511,064	7,962,199	6,621,745	4,689,338
Total school-wide						
<b>Change in Net Position (Decrease)</b>	(1,551,582)	2,082,656	(845,693)	(43,640)	570,897	510,656
Governmental activities	(39,227)	(76,583)	39,174	22,496	60,363	4,849
Business-type activities	\$ (1,590,809)	\$ 2,006,073	\$ (806,519)	\$ (21,144)	\$ 631,260	\$ 515,505

Source: School Financial Statements

**JOHN P. HOLLAND CHARTER SCHOOL  
FUND BALANCES - GOVERNMENTAL FUNDS  
FOR THE FISCAL YEARS ENDED JUNE 30  
MODIFIED ACCRUAL BASIS OF ACCOUNTING  
(UNAUDITED)**

	<u>2024</u>	<u>2023</u>	<u>2022</u>	<u>2021</u>	<u>2020</u>	<u>2019</u>
General Fund						
Restricted:						
Charter School Escrow Reserve	\$25,000	\$25,000	\$25,000	\$25,000	\$25,000	\$25,000
Unassigned:						
General Fund	1,027,034	1,288,495	1,046,952	881,492	1,442,601	781,491
Total General Fund	<u>\$1,052,034</u>	<u>\$1,313,495</u>	<u>\$1,071,952</u>	<u>\$906,492</u>	<u>\$1,467,601</u>	<u>\$806,491</u>
All Other Governmental Funds						
Restricted - Student Activity	1,455	45,086	0	13,843		
Total all other governmental funds	<u>\$1,455</u>	<u>\$45,086</u>	<u>\$0</u>	<u>\$13,843</u>		

**Source: School Financial Statements**



**JOHN P. HOLLAND CHARTER SCHOOL**  
**GOVERNMENTAL AND ENTERPRISE REVENUES AND EXPENDITURES**  
**FOR THE FISCAL YEARS ENDED JUNE 30**  
**MODIFIED ACCRUAL BASIS OF ACCOUNTING**  
**(UNAUDITED)**

	<u>2024</u>	<u>2023</u>	<u>2022</u>	<u>2021</u>	<u>2020</u>	<u>2019</u>
<b>Revenues</b>						
Local tax Levy	\$0	\$0	\$0	\$635,477	\$532,722	\$70,057
State and Federal Aid	13,475,883	13,232,237	10,573,390	8,226,403	7,427,921	6,954,343
Miscellaneous Income	1,156,404	797,350	338,693	239,280	39,935	0
Special Revenue Sources	2,406,018	3,887,255	2,221,283	1,180,295	388,347	287,807
Total revenue	17,038,305	17,916,842	13,133,366	10,281,455	8,388,925	7,312,207
<b>Expenditures</b>						
Instruction						
Regular Instruction	6,709,459	6,020,080	5,271,617	5,039,022	3,505,703	2,495,164
Support Services:	0	0	0			
General administration	4,021,479	5,369,148	2,846,510	2,026,424	1,930,779	1,210,423
School administrative services/Plant	3,694,389	3,262,294	2,927,098	2,210,491	1,446,951	871,318
TPAF Social Security / Pension / Medical	1,289,162	1,239,206	1,144,246	830,420	615,577	1,861,307
Capital outlay	164,575	669,057	44,416	623,085	0	0
Student Actiuvity Fund	0	0	19,757	23,756		
Proprietary Fund	1,420,702	1,147,011	688,931	95,269	319,018	363,340
Total expenditures	17,299,766	17,706,796	12,942,575	10,848,467	7,818,028	6,801,552
Excess (Deficiency) of revenues over (under) expenditures	(261,461)	210,046	190,791	(475,738)	570,897	510,655
<b>Other Financing sources (uses)</b>						
Transfers in						
Transfers out						
Total other financing sources (uses)						
Net change in fund balances (Decrease)	\$ (261,461)	\$ 210,046	\$ 190,791	\$ (567,012)	\$ 570,897	\$ 510,655

**Source: School Financial Statements**

## **REVENUE CAPACITY**

**JOHN P. HOLLAND CHARTER SCHOOL**  
**General Fund - Other Local Revenue By Source**  
**For the Fiscal Years Ended June 30**  
**(Unaudited)**

	<u>Sale of Capital Assets</u>	<u>Donations</u>	<u>Rentals</u>	<u>Capital Improvement Loan Forgiveness</u>	<u>Sale and Leaseback of Textbooks</u>	<u>Miscellaneous</u>	<u>Totals</u>
2019						70,057	70,057
2020				0		39,935	39,935
2021				163,955		56,410	220,365
2022						101,902	101,902
2023						110,255	110,255
2024						185,411	185,411

Source: School Financial Statements

**Exhibit J-6**

**JOHN P. HOLLAND CHARTER SCHOOL  
Assessed Value and Actual Value of Taxable Property  
For the Fiscal Year Ended June 30, 2024**

**NOT APPLICABLE**

**Exhibit J-7**

**JOHN P. HOLLAND CHARTER SCHOOL  
Direct and Overlapping Property Tax Rates  
For the Fiscal Year Ended June 30, 2024**

**NOT APPLICABLE**

**Exhibit J-8**

**JOHN P. HOLLAND CHARTER SCHOOL  
Principal Property Taxpayers  
For the Fiscal Year Ended June 30, 2024**

**NOT APPLICABLE**

## **DEBT CAPACITY**

**Exhibit J-9**

**JOHN P. HOLLAND CHARTER SCHOOL  
Property Tax Levies and Collections  
For the Fiscal Year Ended June 30, 2024**

**NOT APPLICABLE**



**Exhibit J-10**

**JOHN P. HOLLAND CHARTER SCHOOL  
Ratios of Outstanding Debt by Type  
For the Fiscal Year Ended June 30, 2024**

**NOT APPLICABLE**

**Exhibit J-11**

**JOHN P. HOLLAND CHARTER SCHOOL  
Ratios of Net General Bonded Debt Outstanding  
For the Fiscal Year Ended June 30, 2024**

**NOT APPLICABLE**

**Exhibit J-12**

**JOHN P. HOLLAND CHARTER SCHOOL  
Direct and Overlapping Governmental Activities Debt  
For the Fiscal Year Ended June 30, 2024**

**NOT APPLICABLE**

## **DEMOGRAPHIC AND ECONOMIC INFORMATION**

**Exhibit J-13**

**JOHN P. HOLLAND CHARTER SCHOOL  
Legal Debt Margin Information  
For the Fiscal Year Ended June 30, 2024**

**NOT APPLICABLE**

**Exhibit J-14**

**JOHN P. HOLLAND CHARTER SCHOOL  
Demographic and Economic Statistics  
For the Fiscal Years Ended June 30**

**NOT APPLICABLE**

**OPERATING INFORMATION  
(UNAUDITED)**

**Exhibit J-15**

**JOHN P. HOLLAND CHARTER SCHOOL  
Principal Employers  
For the Fiscal Year Ended June 30, 2024**

**NOT APPLICABLE**



**JOHN P. HOLLAND CHARTER SCHOOL**  
**Full-time Equivalent School Employees by Function/Program**  
**For the Fiscal Years Ended June 30**  
**(UNAUDITED)**

<b><u>Function/Program</u></b>	<b>2024</b>	<b>2023</b>	<b>2022</b>	<b>2021</b>	<b>2020</b>	<b>2019</b>
Instruction						
Regular	37	40	34	32	26	24
Special education	6	5	4	4	4	3
Other special education	16	8	7	8	6	6
Support Services:						
Student & instruction related services	10	20	20	11	9	9
Other administrative services	6	8	8	8	5	5
Plant operations and maintenance	14	9	5	4	2	2
Food Service	2	3	3	3	6.5	6.5
Total	91	93	81	70	59	56

**Source:** School Personnel Records

**JOHN P. HOLLAND CHARTER SCHOOL**  
**Operating Statistics**  
**For the Fiscal Years Ended June 30**  
**(UNAUDITED)**

Fiscal Year	Enrollment	Operating Expenditures	Cost Per Pupil	Percentage Change	Teaching Staff	Pupil/Teacher Ratio		Average Daily Enrollment (ADE)	Average Daily Attendance (ADA)
						Elementary and Middle School	Senior High School		
2024	732	17,338,993	23,867	-2.10%	59	13:1	N/A	829.35	93.32%
2023	681	16,467,590	24,181	26.70%	53	13:1	N/A	680.5	94.20%
2022	618	11,798,329	19,091	-3.75%	59	10:1	N/A	613.14	93.12%
2021	547	10,848,467	19,833	25.34%	60	10:1	N/A	506	92.38%
2020	474	7,499,010	15,820	15.30%	32	14:1	N/A	483.2	93.20%
2019	424	5,813,779	13,711	-24.43%	29	15:1	N/A	421.3	94.10%

Sources: School records

**JOHN P. HOLLAND CHARTER SCHOOL**  
**School Building Information**  
**For the Fiscal Years Ended June 30**  
**(UNAUDITED)**

	2024	2023	2022	2021
<b><u>School Building</u></b>				
Main Campus				
Square Feet	101,000	101,000	101,000	101,000
Capacity (students)	1,875	1,875	1,857	1,857
Enrollment	732	681	618	547
Number of Schools at June 30				
Elementary	1	1	1	1

**Source:** Lease

**Exhibit J-19**

**JOHN P. HOLLAND CHARTER SCHOOL  
General Fund - Schedule of Required Maintenance  
For the Fiscal Year Ended June 30, 2024**

**NOT APPLICABLE**

**JOHN P. HOLLAND CHARTER SCHOOL  
INSURANCE SCHEDULE  
JUNE 30, 2024  
UNAUDITED**

<b><u>Policy Level Information</u></b>	<b><u>Coverage</u></b>
Markel Insurance Co.:	
Property:	
Business Personal Property - All Risk w/ \$1,000.00 deductible:	
Oliver	400,000
Shepherd	400,000
EDP – Computers w/ \$500.00 Deductible:	
Oliver	300,000
Shepherd	300,000
Business Income and Extra Expense w/ 72 Hour Deductible	300,000
<b>General Liability:</b>	
Aggregate	3,000,000
Each Occurrence	1,000,000
Products / Completed Operations Aggregate	3,000,000
Sexual Abuse per Occurrence	1,000,000
Sexual Abuse Aggregate	2,000,000
Personal Injury/ Advertising Injury	1,000,000
Premise Medical Payments (Any One Person)	10,000
Fire Legal Liability (Any One Fire)	1,000,000
Employee Benefits Aggregate Limit w/ \$1,000.00 Deductible	3,000,000
Employee Benefits Aggregate Limit w/ \$1,000.00 Deductible	1,000,000
<b>Educators Legal Liability:</b>	
Each Wrongful Act w/ \$5,000.00 Deductible	1,000,000
Aggregate w/ \$5,000.00 Deductible	2,000,000
<b>Crime:</b>	
Blanket Employee theft w/ \$500.00 Deductible	133,000
<b>Public Officials Bonds</b>	
School Business Administrator	160,000
Automobile Liability - Hired and Non Owned - Occurrence	1,000,000
<b>Umbrella:</b>	
Aggregate w/ \$10,000.00 Retention	2,000,000
Each Occurrence w/ \$10,000.00 Retention	2,000,000
<b>Student Accident:</b>	
Accidental Medical Expense Benefit	25,000
Accidental Death & Dismemberment	10,000
<b>Workers' Compensation:</b>	
Each Accident	1,000,000
Each Employee	1,000,000
Policy Limit	1,000,000
<b>Source: Charter School Records</b>	

**CHARTER SCHOOL PERFORMANCE  
FRAMEWORK FINANCIAL INDICATORS**

**JOHN P. HOLLAND CHARTER SCHOOL**  
**FINANCIAL PERFORMANCE - FINANCIAL RATIOS**  
**FOR THE FISCAL YEARS ENDED JUNE 30**  
**(UNAUDITED)**

**Charter School Performance Framework Financial Indicators**  
**Near Term Indicators**

	<b>2024</b>	<b>2023</b>	<b>2022</b>	<b>2021</b>	<b>2020</b>	<b>2019</b>
Cash and Cash Equivalents	1,000,116	1,577,461	475,813	864,730	1,479,352	698,853
Current Assets	1,547,768	1,968,990	1,370,986	1,186,137	1,723,705	1,001,991
Non-Current Assets	35,153,314					
Capital Assets-Net	2,779,680	2,795,737	581,753	637,333	0	0
Total Assets	39,480,762	4,764,727	1,952,739	1,823,470	1,723,705	1,013,255
Current Liabilities	483,207	560,110	172,152	191,937	281,104	316,001
Long Term Liabilities	39,671,235					
Total Liabilities	40,154,442	560,110	172,152	191,937	2,355,932	1,658,287
Net Position	(673,680)	4,204,617	1,780,587	1,631,533	169,755	(333,493)
Total Revenue	17,038,305	17,871,756	13,133,366	10,376,310	8,388,925	4,701,094
Total Expenses	(17,338,993)	(17,706,796)	(12,942,575)	(10,824,711)	(7,757,665)	(4,185,588)
Change in Net Position	(300,688)	164,960	190,791	(448,401)	631,260	515,506
Depreciation	180,632	113,992	55,580	29,618	0	9,012
Principal Payments	0	0	0	0	0	0
Interest payments	0	0	0	0	0	0
Final average daily enrollment	737.4	681	605	547	474	421
March 30th budgeted Enrollment	737.4	681	605	547	474	424
Near term indicators	<b>2024</b>	<b>2023</b>	<b>2022</b>	<b>2021</b>	<b>2020</b>	<b>2019</b>
CURRENT RATIO	3.2	3.52	2.76	6.18	6.13	3.17
Unrestricted days cash	21.05	32.01	12.7	29.16	69.61	60.94
Enrollment variance	0%	0%	0%	0%	0%	0%
Default	N/A	N/A	N/A	N/A	N/A	N/A
Total Margin	(1.0)	1.0	1.5	(4.3)	7.5	10.9
Debt to Asset	N//A	N//A	N//A	N//A	N//A	N//A
Cash Flow	(577,345)	1,101,648	(388,917)	(614,622)	780,499	671,106
Debt Service Coverage Ratio	N/A	N/A	N/A	N/A	N/A	N/A

**SINGLE AUDIT SECTION K**



GERALD D. LONGO  
CERTIFIED PUBLIC ACCOUNTANT  
62 OLD QUEENS BLVD.  
MANALAPAN, NEW JERSEY 07726-3648

TELEPHONE  
732 446-4768

FAX  
732 792-0868

**EXHIBIT K-1**

**INDEPENDENT AUDITORS' REPORT ON INTERNAL CONTROL OVER FINANCIAL  
REPORTING AND ON COMPLIANCE AND OTHER MATTERS BASED ON AN AUDIT OF  
FINANCIAL STATEMENTS PERFORMED IN ACCORDANCE  
WITH GOVERNMENT AUDITING STANDARDS**

The Honorable Chairman and  
Members of the Board of Trustees  
John P. Holland Charter School  
County of Passaic  
Paterson, New Jersey

I have audited, in accordance with auditing standards generally accepted in the United States of America and the standards applicable to financial audits contained in *Government Auditing Standards*, issued by the Comptroller General of the United States *and audit requirements as prescribed by the Office of School Finance, Department of Education, State of New Jersey*, the financial statements of the governmental activities, the business-type activities, each major fund, and the aggregate remaining fund information of the John P. Holland Charter School ("the Charter School"), in the County of Passaic, State of New Jersey, as of and for the fiscal year ending June 30, 2024, and the related notes to the financial statements, which collectively comprise the Charter School's basic financial statements, and have issued my report thereon, dated January 9, 2025.

**Report on Internal Control Over Financial Reporting**

In planning and performing my audit of the financial statements, I considered the Charter School's internal control over financial reporting (internal control) to determine the audit procedures that are appropriate in the circumstances for the purpose of expressing my opinions on the financial statements, but not for the purpose of expressing an opinion on the effectiveness of the Charter School's internal control. Accordingly, I do not express an opinion on the effectiveness of the Charter School's internal control.

A *deficiency in internal control* exists when the design or operation of a control does not allow management or employees, in the normal course of performing their assigned functions, to prevent, or detect and correct, misstatements on a timely basis. A *material weakness* is a deficiency, or a combination of deficiencies, in internal control, such that there is a reasonable possibility that a material misstatement of the entity's financial statements will not be prevented, or detected and corrected on a timely basis. A *significant deficiency* is a deficiency, or a combination of deficiencies, in internal control that is less severe than a material weakness, yet important enough to merit attention by those charged with governance.

My consideration of internal control was for the limited purpose described in the first paragraph of this section and was not designed to identify all deficiencies in internal control that might be material weaknesses or significant deficiencies. Given these limitations, during my audit I did not identify any deficiencies in internal control that I consider to be material weaknesses. However, material weaknesses or significant deficiencies may exist that have not been identified.


### **Report on Compliance and Other Matters**

As part of obtaining reasonable assurance about whether the Charter School's financial statements are free of material misstatement, I performed tests of its compliance with certain provisions of laws, regulations, contracts, and grant agreements, noncompliance with which could have a direct and material effect on the determination of financial statement amounts. However, providing an opinion on compliance with those provisions was not an objective of my audit, and accordingly, I do not express such an opinion. The results of my tests disclosed no instances of noncompliance or other matters that are required to be reported under *Government Auditing Standards and audit requirements as prescribed by the Office of School Finance, Department of Education, State of New Jersey*.

### **Purpose of this Report**

The purpose of this report is solely to describe the scope of my testing of internal control and compliance and the results of that testing, and not to provide an opinion on the effectiveness of the Charter School's internal control or on compliance. This report is an integral part of an audit performed in accordance with *Government Auditing Standards and audit requirements as prescribed by the Office of School Finance, Department of Education, State of New Jersey* in considering the Charter School's internal control and compliance. Accordingly, this communication is not suitable for any other purpose.

Licensed Public School Accountant No. 20CS00206400



Gerald D. Longo  
Certified Public Accountant  
January 9, 2025

**GERALD D. LONGO**  
CERTIFIED PUBLIC ACCOUNTANT  
62 OLD QUEENS BLVD.  
MANALAPAN, NEW JERSEY 07726-3648

TELEPHONE  
732 446-4768

FAX  
732 792-0868

**EXHIBIT K-2**

**INDEPENDENT AUDITOR'S REPORT ON COMPLIANCE FOR EACH MAJOR FEDERAL AND STATE  
PROGRAM AND ON INTERNAL CONTROL OVER COMPLIANCE REQUIRED BY THE UNIFORM  
GUIDANCE AND NJ OMB 15-08**

The Honorable Chairman and  
Members of the Board of Trustees  
John P. Holland Charter School  
County of Passaic  
Paterson, New Jersey

**Report on Compliance for Each Major Federal and State Program**

***Opinion on Each Major Federal and State Program***

I have audited John P. Holland Charter School's compliance with the types of compliance requirements identified as subject to audit in the OMB Compliance Supplement and the New Jersey State Aid/Grant Compliance Supplement that could have a direct and material effect on each of John P. Holland Charter School's major Federal and State programs for the year ended June 30, 2024. John P. Holland Charter School's major Federal and State programs are identified in the summary of auditor's results section of the accompanying schedule of findings and questioned costs.

In my opinion, John P. Holland Charter School complied, in all material respects, with the types of compliance requirements referred to above that could have a direct and material effect on each of its major Federal and State programs for the year ended June 30, 2024.

**Basis for Opinion on Each Major Federal and State Program**

I conducted my audit of compliance in accordance with auditing standards generally accepted in the United States of America; the standards applicable to financial audits contained in Government Auditing Standards, issued by the Comptroller General of the United States; and the audit requirements of Title 2 U.S. Code of Federal Regulations Part 200, Uniform Administrative Requirements, Cost Principles, and Audit Requirements for Federal Awards (Uniform Guidance) and NJ OMB Circular 15-08, *Single Audit Policy for Recipients of Federal Grants, State Grants and State Aid*. My responsibilities under those standards, the Uniform Guidance and NJ OMB Circular 15-08, *Single Audit Policy for Recipients of Federal Grants, State Grants and State Aid* are further described in the Auditor's Responsibilities for the Audit of Compliance section of my report.

I am required to be independent of John P. Holland Charter School and to meet my other ethical responsibilities, in accordance with relevant ethical requirements relating to my audit. I believe that the

audit evidence I have obtained is sufficient and appropriate to provide a basis for my opinion on compliance for each major Federal and State programs. My audit does not provide a legal determination of John P. Holland Charter School's compliance with the compliance requirements referred to above.

### **Responsibilities of Management for Compliance**

Management is responsible for compliance with the requirements referred to above and for the design, implementation, and maintenance of effective internal control over compliance with the requirements of laws, statutes, regulations, rules, and provisions of contracts or grant agreements applicable to John P. Holland Charter School's Federal and State programs.

### **Auditor's Responsibilities for the Audit of Compliance**

My objectives are to obtain reasonable assurance about whether material noncompliance with the compliance requirements referred to above occurred, whether due to fraud or error, and express an opinion on John P. Holland Charter School's compliance based on my audit. Reasonable assurance is a high level of assurance but is not absolute assurance and therefore is not a guarantee that an audit conducted in accordance with generally accepted auditing standards, Government Auditing Standards, the Uniform Guidance and NJ OMB Circular 15-08, will always detect material noncompliance when it exists. The risk of not detecting material noncompliance resulting from fraud is higher than for that resulting from error, as fraud may involve collusion, forgery, intentional omissions, misrepresentations, or the override of internal control. Noncompliance with the compliance requirements referred to above is considered material if there is a substantial likelihood that, individually or in the aggregate, it would influence the judgment made by a reasonable user of the report on compliance about John P. Holland Charter School's compliance with the requirements of each major Federal and State programs as a whole.

In performing an audit in accordance with generally accepted auditing standards, Government Auditing Standards, the Uniform Guidance and NJ OMB Circular 15-08, I:

- Exercise professional judgment and maintain professional skepticism throughout the audit.
- Identify and assess the risks of material noncompliance, whether due to fraud or error, and design and perform audit procedures responsive to those risks. Such procedures include examining, on a test basis, evidence regarding John P. Holland Charter School's compliance with the compliance requirements referred to above and performing such other procedures as I considered necessary in the circumstances.
- Obtain an understanding of John P. Holland Charter School's internal control over compliance relevant to the audit in order to design audit procedures that are appropriate in the circumstances and to test and report on internal control over compliance in accordance with the Uniform Guidance and NJ OMB Circular 15-08, but not for the purpose of expressing an opinion on the effectiveness of John P. Holland Charter School's internal control over compliance. Accordingly, no such opinion is expressed.

I am required to communicate with those charged with governance regarding, among other matters, the planned scope and timing of the audit and any significant deficiencies and material weaknesses in internal control over compliance that I identified during the audit.

## Report on Internal Control over Compliance


A deficiency in internal control over compliance exists when the design or operation of a control over compliance does not allow management or employees, in the normal course of performing their assigned functions, to prevent, or detect and correct, noncompliance with a type of compliance requirement of a Federal and State program on a timely basis. A material weakness in internal control over compliance is a deficiency, or a combination of deficiencies, in internal control over compliance, such that there is a reasonable possibility that material noncompliance with a type of compliance requirement of a Federal and State program will not be prevented, or detected and corrected, on a timely basis. A significant deficiency in internal control over compliance is a deficiency, or a combination of deficiencies, in internal control over compliance with a type of compliance requirement of a Federal and State program that is less severe than a material weakness in internal control over compliance, yet important enough to merit attention by those charged with governance.

My consideration of internal control over compliance was for the limited purpose described in the Auditor's Responsibilities for the Audit of Compliance section above and was not designed to identify all deficiencies in internal control over compliance that might be material weaknesses or significant deficiencies in internal control over compliance. Given these limitations, during my audit I did not identify any deficiencies in internal control over compliance that I consider to be material weaknesses, as defined above. However, material weaknesses or significant deficiencies in internal control over compliance may exist that were not identified.

My audit was not designed for the purpose of expressing an opinion on the effectiveness of internal control over compliance. Accordingly, no such opinion is expressed.

The purpose of this report on internal control over compliance is solely to describe the scope of my testing of internal control over compliance and the results of that testing based on the requirements of the Uniform Guidance and NJOMB circular 15-08. Accordingly, this report is not suitable for any other purpose.

Licensed Public School Accountant No. 20CS00206400



Gerald D. Longo  
Certified Public Accountant  
January 9, 2025

Exhibit K-3  
Schedule A

JOHN P HOLLAND CHARTER SCHOOL  
Schedule of Expenditures of Federal Awards  
For the Fiscal Year Ended June 30, 2024

Federal Grant/Pass-Through Grantor Program Title	Federal Assistance Listing Number	Federal Award Identification Number	Grant Period	Award Amount	Accounts Receivable at July 1, 2023	Prior Carry-over	Cash Received	Budgetary Expenditures	Refund of Prior Years' Balances	Adjust	Deferred Revenue/ (Accounts Receivable) June 30, 2024	Due to Grantor June 30, 2024
<b>Enterprise Fund:</b>												
<b>U.S. Department of Agriculture</b>												
<b>Passed-Through NJ State Department of Agriculture</b>												
<b>Child Nutrition Cluster</b>												
National School Breakfast	10.553	231NJ304N1199	07/01/22-06/30/23	\$ -	\$ (24,541)	\$ -	\$ 24,541	\$ -	\$ -	\$ -	\$ -	\$ -
National School Lunch	10.555	231NJ304N1199	07/01/22-06/30/23	-	(54,986)	-	54,986	-	-	-	-	-
National School Snack	10.555	231NJ304N1199	07/01/22-06/30/23	-	(3,969)	-	3,969	-	-	-	-	-
National School Breakfast	10.553	241NJ304N1099	07/01/23-06/30/24	134,449	-	-	121,274	134,449	-	-	(13,175)	-
National School Lunch	10.555	241NJ304N1099	07/01/23-06/30/24	274,968	-	-	254,059	274,968	-	-	(20,909)	-
National School Snack	10.555	241NJ304N1099	07/01/23-06/30/24	28,570	-	-	26,574	28,570	-	-	(1,996)	-
Pandemic EBT Administrative Costs	10.649	2022225900941	10/01/22-09/30/23	653	-	-	653	653	-	-	-	-
<b>Total Enterprise Fund/Total US Dept. of Agriculture Pass Through Programs</b>					(83,496)	-	486,056	438,640	-	-	(36,080)	-
<b>Special Revenue Fund:</b>												
<b>U.S. Department of Education</b>												
<b>Passed-Through NJ State Department of Education</b>												
Title 1 Part A	84.010	S010A230030	07/01/23-09/30/24	607,703	-	-	607,703	607,703	-	-	-	-
<b>Total ESEA</b>					-	-	607,703	607,703	-	-	-	-
<b>Special Education Cluster</b>												
IDEA Part B	84.027A	H027A230100	07/01/23-09/30/24	188,928	-	-	188,928	188,928	-	-	-	-
IDEA Pre-School	84.173A	H173A230114	07/01/23-09/30/24	7,080	-	-	7,080	7,080	-	-	-	-
<b>Total Special Education Cluster</b>					-	-	196,008	196,008	-	-	-	-
<b>Total Special Revenue/NJ Dept. of Education, Pass Through Programs</b>					-	-	803,711	803,711	-	-	-	-
<b>Department of the Treasury/NJ Dept of Education, Pass Through Program</b>												
NJ High Impact Tutoring Grant	21.027 / 84.425V	C2221SLFRF21 / S425V210031	10/11/23-08/31/24	97,000	-	-	66,985	73,661	-	-	(6,676)	-
<b>Total Expenditures of Federal Awards</b>					\$ (83,496)	\$ -	\$ 1,356,752	\$ 1,316,012	\$ -	\$ -	\$ (42,756)	\$ -

See accompanying notes to schedules of expenditures of Federal and State award programs.

Exhibit K-4  
Schedule B

JOHN P HOLLAND CHARTER SCHOOL  
Schedule of Expenditures of State Financial Assistance  
For the Fiscal Year Ended June 30, 2024

State Grantor/Program Title	Grant or State Project Number	Grant Period	Award Amount	Due to Grantor (Accts Rec)						
				Balance June 30, 2023	Cash Received	Budgetary Expenditures	Adjustments	Repayment of Prior Years' Balances	June 30, 2024	
NJ DEPARTMENT OF EDUCATION										
GENERAL FUND										
Equalization Aid	24-495-034-5120-078	7/1/23-06/30/24	\$ 11,025,047	\$ -	\$ 11,025,047	\$ 11,025,047	\$ -	\$ -	\$ -	-
Special Education Categorical Aid	24-495-034-5120-089	7/1/23-06/30/24	383,475	-	383,475	383,475	-	-	-	-
Security Aid	24-495-034-5120-084	7/1/23-06/30/24	328,490	-	328,490	328,490	-	-	-	-
Reimbursed Social Security Tax	24-495-034-5094-003	7/1/23-06/30/24	259,924	-	259,924	259,924	-	-	-	-
On-Behalf-Teachers' Pension and Annuity Fund LT Disability	24-495-034-5094-004	7/1/23-06/30/24	656	-	656	656	-	-	-	-
On-Behalf-Teachers' Pension and Annuity Fund	24-495-034-5094-002	7/1/23-06/30/24	808,530	-	808,530	808,530	-	-	-	-
On-Behalf-Teachers' Pension Post Retirement Medical	24-495-034-5094-001	7/1/23-06/30/24	220,052	-	220,052	220,052	-	-	-	-
Total General Fund				-	13,026,174	13,026,174	-	-	-	-
SPECIAL REVENUE FUND										
School Development Authority - Emergent Needs and Capital Maintenance	23-495-034-5120-139	7/1/23-06/30/24	176,343	-	176,343	176,343	-	-	-	-
School Climate Change	23-WB01-G02	4/1/23-06/30/23	-	(6,660)	6,660	-	-	-	-	-
NJ State Department - Council of the Arts - Local Arts Program Grant	unknown	1/1/24-12/31/24	13,968	-	13,968	13,968	-	-	-	-
NJ State Department of Education - Preschool Aid	24-495-034-5120-086	7/1/23-06/30/24	1,294,704		1,294,704	1,294,704	-	-	-	-
Total Special Revenue Fund				(6,660)	1,491,675	1,485,015	-	-	-	-
NJ DEPARTMENT OF AGRICULTURE										
ENTERPRISE FUND										
National School Lunch Program (State Share)	23-100-010-3350-023	7/1/22-06/30/23	-	(1,514)	1,514	-	-	-	-	-
National School Lunch Program (State Share)	24-100-010-3350-023	7/1/23-06/30/24	5,178	-	4,784	5,178	-	-	-	(394)
National School Breakfast After the Bell Program (State Share)	23-100-010-3350-023	7/1/22-06/30/23	-	(1,326)	1,326	-	-	-	-	-
National School Breakfast After the Bell Program (State Share)	24-100-010-3350-023	7/1/23-06/30/24	5,891	-	5,314	5,891	-	-	-	(577)
Total Enterprise Fund				(2,840)	12,938	11,069	-	-	-	(971)
Total State Financial Assistance				\$ (9,500)	\$ 14,530,787	\$ 14,522,258	\$ -	\$ -	\$ -	(971)
On-Behalf-Teachers' Pension and Annuity Fund LT Disability	24-495-034-5094-004	7/1/23-06/30/24			(656)	(656)				
On-Behalf-Teachers' Pension and Annuity Pension	24-495-034-5094-002	7/1/23-06/30/24			(808,530)	(808,530)				
On-Behalf-Teachers' Pension Post Retirement Medical	24-495-034-5094-001	7/1/23-06/30/24			(220,052)	(220,052)				
Less Amounts Not Subject to Single Audit On Behalf payments					(1,029,238)	(1,029,238)				
Total State Financial Assistance Subject to State Single Audit Major Program Determination				\$ (9,500)	\$ 13,501,549	\$ 13,493,020	\$ -	\$ -	\$ -	(971)

**JOHN P. HOLLAND CHARTER SCHOOL  
NOTES TO THE SCHEDULES OF EXPENDITURES OF FEDERAL  
AND STATE ASSISTANCE  
FOR THE FISCAL YEAR ENDED JUNE 30, 2024**

**NOTE 1. GENERAL**

The accompanying schedules present the activity of all federal and state assistance programs of the John P. Holland Charter School. The Board of Trustees is defined in the Notes to the school's basic financial statements. All federal and state assistance received directly from federal and state agencies, as well as federal awards and state financial assistance passed through other government agencies is included on the schedule of expenditures of federal awards and state financial assistance.

**NOTE 2. BASIS OF ACCOUNTING**

The accompanying schedules are presented on the budgetary basis of accounting with the exception of programs recorded in the enterprise fund, which are presented using the accrual basis of accounting. These basis of accounting are described in Note 1 to the Charter School's basic financial statements. The information in these schedules is presented in accordance with the requirements of Title 2 U.S. Code of Federal Regulations Part 200, *Uniform Administrative Requirements, Cost Principles, and Audit Requirements for Federal Awards* (Uniform Guidance); and the provisions of New Jersey Department of the Treasury Circular Letter 15-08 OMB *Single Audit Policy for Recipients of Federal Grants, State Grants and State Aid*. Therefore, some amounts presented in the schedules may differ from amounts presented in, or used in the preparation of, the basic financial statements.

**NOTE 3. RELATIONSHIP TO BASIC FINANCIAL STATEMENTS**

The basic financial statements present the general fund and special revenue fund on a GAAP basis. Budgetary comparison statements or schedules (RSI) are presented for the general fund and special revenue fund to demonstrate finance-related legal compliance in which certain revenue is permitted by law or grant agreement to be recognized in the audit year, whereas for GAAP reporting revenue is not recognized until the subsequent year or expenditures have been made.

The general fund is presented in the accompanying schedules on the modified accrual basis. The special revenue fund is presented in the accompanying schedules on the grant account budgetary basis, which recognizes encumbrances as expenditures and also recognizes the related revenues, whereas the GAAP basis does not. The net adjustment to reconcile from the budgetary basis to GAAP basis is \$-0-. See Note 1 for a reconciliation of the budgetary basis to the GAAP basis of accounting for the special revenue fund. Awards and financial assistance revenues are reported in the school's basic financial statements on a GAAP basis as follows:



**JOHN P. HOLLAND CHARTER SCHOOL  
NOTES TO THE SCHEDULES OF EXPENDITURES OF FEDERAL  
AND STATE ASSISTANCE  
FOR THE FISCAL YEAR ENDED JUNE 30, 2024**

	<b>Federal</b>	<b>State</b>	<b>Total</b>
General Fund	\$	\$ 13,026,174	\$ 13,026,174
Special Revenue Fund	877,272	1,485,015	2,362,287
Enterprise Fund	<u>438,740</u>	<u>11,069</u>	<u>449,809</u>
Total Awards and Financial Assistance	<u>\$ 1,316,012</u>	<u>\$ 14,522,258</u>	<u>\$ 15,838,270</u>

**NOTE 4. RELATIONSHIP TO FEDERAL AND STATE FINANCIAL REPORTS**

Amounts reported in the accompanying schedules agree with the amounts reported in the related federal and state financial reports.

**NOTE 5. OTHER INFORMATION**

The TPAF Social Security Contributions of \$259,924 represents the amount reimbursed by the state for the employer's share of social security contributions for TPAF members for the year ended June 30, 2024.

The amount reported as TPAF Pension System Contributions in the amount of \$808,530 and TPAF Post-Retirement Medical Benefits Contributions in the amount of \$220,052 and long term disability contributions of \$656 represents the amount paid by the State on behalf of the Charter School for the fiscal year ended June 30, 2024.

**NOTE 6. ON-BEHALF PROGRAMS NOT SUBJECT TO STATE SINGLE AUDIT**

On-behalf State Programs for TPAF Pension and Post-Retirement Medical Benefits Contributions are not subject to a State single audit and, therefore, are excluded from major program determination. The Schedule of State Financial Assistance provides a reconciliation of State financial assistance reported in the schools basic financial statements and the amount subject to State single audit and major program determination.

**NOTE 7. DE MINIMIS INDIRECT COST RATE**

The Charter School has not elected to use the 10 percent de minimis indirect cost rate allowed under the Uniform Guidance.

**JOHN P. HOLLAND CHARTER SCHOOL  
SCHEDULE OF FINDINGS AND QUESTIONED COSTS  
FOR THE FISCAL YEAR ENDED JUNE 30, 2024**

**PART 1 – SUMMARY OF AUDITOR’S RESULTS**

**Financial Statement Section**

Type of auditor’s report issued:	Unmodified	
	<u>YES</u>	<u>NO</u>
Internal control over financial reporting:		
Material weakness(es) identified:		X
Significant deficiencies identified not considered to be material weakness(es)?	X	None Reported
Noncompliance material to financial statements noted?	X	

**Federal Awards**

Internal control over compliance:		
Material weakness(es) identified?		X
Significant deficiencies identified not considered to be material weakness(es)?	X	None Reported
Type of auditor’s report on compliance for major programs:	Unmodified	
Any audit findings disclosed that are required to be Reported in accordance with 2CFR 200.156(A) of uniform guidance.	X	

Identification of major programs:

<u>Federal AL Number(s)</u>	<u>FAIN Number</u>	<u>Name of Federal Program or Cluster</u>
84.010	S010A230030	Title I

Dollar threshold used to distinguish between type A and type B programs	750,000
Auditee qualified as low risk auditee:	X

**JOHN P. HOLLAND CHARTER SCHOOL  
SCHEDULE OF FINDINGS AND QUESTIONED COSTS  
FOR THE FISCAL YEAR ENDED JUNE 30, 2024**

**PART 1 – SUMMARY OF AUDITOR’S RESULTS (Continued)**

<b>State Awards</b>	<b><u>YES</u></b>	<b><u>NO</u></b>
Dollar threshold used to distinguish between type A and type B programs (.520)	\$750,000	
Auditee qualified as low risk auditee:	<b>X</b>	
Type of auditor’s report issued:	Unmodified	
Internal control over major programs:		
Material weakness(es) identified:		<b>X</b>
Significant deficiencies identified not considered to be material weakness(es)?		<b>X</b> None Reported
Type of auditor’s report on compliance for major programs:	Unmodified	
Any audit findings disclosed that are required to be Reported in accordance with NJOMB Circular Letter 15-08?		<b>X</b>
Identification of major programs:		

<b><u>State Grant Number(s)</u></b>	<b><u>Name of State Program</u></b>
24-495-034-5120-078	Equalization Aid
24-495-034-5120-089	Special Education Categorical Aid
24-495-034-5120-084	Security Aid
24-495-034-5120-086	Preschool Education Aid

**JOHN P. HOLLAND CHARTER SCHOOL  
SCHEDULE OF FINDINGS AND QUESTIONED COSTS  
FOR THE FISCAL YEAR ENDED JUNE 30, 2024**

**PART II – SCHEDULE OF FINANCIAL STATEMENT FINDINGS**

This section identifies the significant deficiencies, material weaknesses, fraud, illegal acts, violations of provisions of contracts and grant agreements and abuse related to the financial statements in accordance with Government Auditing Standards and with audit requirements prescribed by the Division of Administration and Finance, Department of Education, State of New Jersey.

No financial statement findings noted that are required to be reported under Government Auditing Standards.

**JOHN P. HOLLAND CHARTER SCHOOL  
SCHEDULE OF FINDINGS AND QUESTIONED COSTS  
FOR THE FISCAL YEAR ENDED JUNE 30, 2024**

**PART III – SCHEDULE OF FEDERAL AND STATE AWARD FINDINGS AND QUESTIONED COSTS**

This section identifies the significant deficiencies, material weaknesses, and instances of noncompliance including questioned costs, related to the audit of major federal and state programs, as required by U.S. Uniform Guidance and New Jersey OMB's Circular 15-08.

No federal and state award findings and questioned costs noted that are required to be reported in accordance of U.S. Uniform Guidance or with NJOMB Circular 15-08.

**JOHN P. HOLLAND CHARTER SCHOOL  
SUMMARY OF SCHEDULE OF PRIOR-YEAR AUDIT FINDINGS  
AND QUESTIONED COSTS AS PREPARED BY MANAGEMENT  
FOR THE FISCAL YEAR ENDED JUNE 30, 2024**

**Status of Prior Year Findings**

This section identifies the status of prior-year findings related to the basic financial statements and federal and state awards that are required to be reported in accordance with Chapter 6.12 of *Government Auditing Standards*, U.S. Uniform Guidance (section .315(a)(b)) and New Jersey OMB's Circular 15-08.

In accordance with government auditing standards, my procedures included a review of all prior year recommendations. There were no prior year findings.