




**2021 Open Enrollment Update
Final Snapshot
November 1 – January 31st, 2021**

NJ Department of Banking and Insurance:
State-Based Exchange



Open Enrollment Snapshot

November 1 – January 31st, 2021

- **Get Covered New Jersey**, the state's official health insurance marketplace operated by the **New Jersey Department of Banking and Insurance**, opened on Nov. 1, 2020. **New Jersey's state-based exchange** was created by a law signed by **Governor Murphy** on June 28, 2019.
- Open Enrollment ran from **November 1, 2020 to January 31, 2021**, more than double the six-week open enrollment period held last year under the federal government (Healthcare.gov). Residents must have enrolled by December 31, 2020 for coverage beginning January 1, 2021. For those who enrolled in January, coverage started on February 1, 2021.
- The **Health Exchange (or "Marketplace")** is the only place where individuals can apply for financial help to reduce the cost of health insurance plans. The Marketplace provides a **streamlined transfer to Medicaid and Children's Health Insurance Program (CHIP)**.
- The **Governor signed P.L.2020, c.61 on July 31, 2020 to create funding for state subsidies for qualified individuals** to further improve affordability and demonstrate the value of operating a state Marketplace.

Open Enrollment Snapshot

November 1 – January 31st, 2021

- As of January 31st, 2021, a total of **269,560** residents are signed up for **2021 health coverage** with Get Covered New Jersey, including more than **75,000** new consumers. New Jersey signed up **9.4%** more consumers than in 2020, when **246,426** residents selected a plan, and **5.6%** more than 2019 when **255,246** consumers signed up.
- New Jerseyans whose annual income is up to 400% of the Federal Poverty Level (**\$51,040 for an individual** and **\$104,800 for a family of four**) qualify for **New Jersey Health Plan Savings** (NJ state subsidies) in addition to the federal Advance Premium Tax Credit (APTC).
- The amount of financial help received by qualifying residents who have selected a plan during open enrollment as of January 31st, 2020, is about **\$484 a month** on average, or about **\$5,808 for the year**.
- The financial help amount includes **\$564 a year** in savings from the state subsidy per person, on top of the federal Advanced Premium Tax Credit.
- The current average net monthly premium for 2021, for those receiving financial help, is the lowest since the implementation of Healthcare.gov and availability of federal tax credits, at **\$121 per month** person, down from **\$164 a month** per person in 2020, and **\$148** a month in 2014.

Plan Selections & Account Transfers

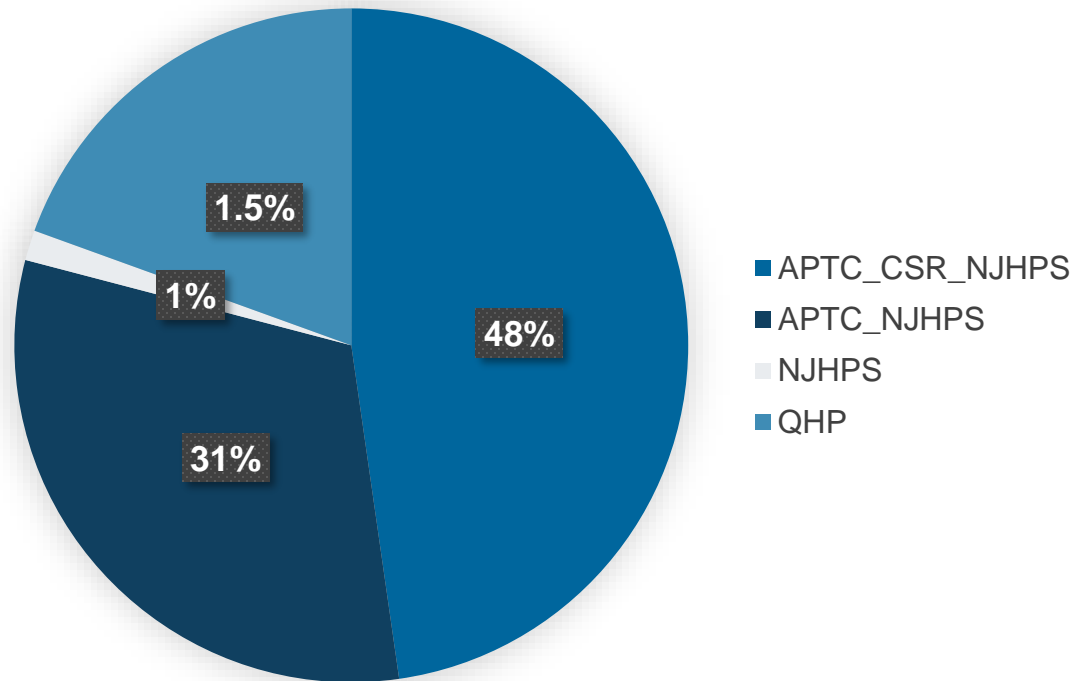
November 1 – January 31st, 2021

		Totals
2021 Plans Selected Does not reflect effectuation status	Total Plan Selections	269,560
	Automatic Renewals*	159,956
	Active Renewals	33,855
	New Consumer Plan Selections	75,749
Accounts Transferred	Medicaid Outbound	58,921
	Medicaid Inbound	12,281

*Consumers enrolled in 2020 coverage through healthcare.gov had their application and enrollment information migrated to GetCoveredNJ. Eligible consumers were automatically renewed into 2021 coverage, with pre-populated accounts that could be claimed through a unique access code. [See here.](#)

Plan Selections with Financial Assistance

November 1 – January 31st, 2021



Financial Assistance Type*	Enrollee Count	Percentage
APTC + CSR + NJHPS	128,510	48%
APTC + NJHPS	84,411	31%
NJHPS**	3,892	1.5%
QHP	52,435	19.5%
Total***	269,560	100%

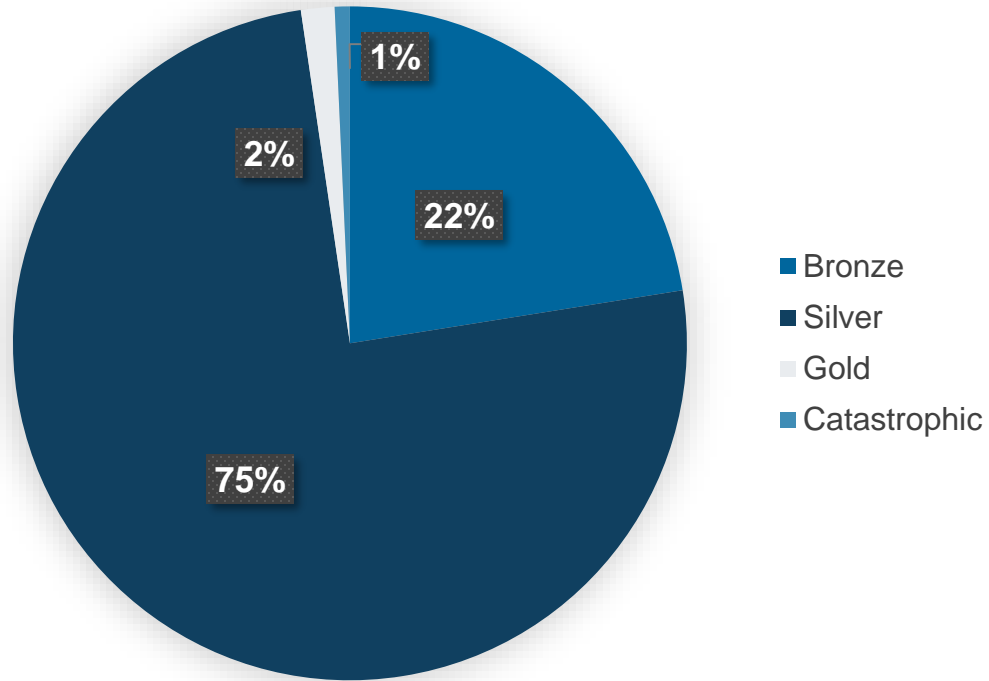
*APTC: Advance Premium Tax Credits; CSR: Cost Sharing Reductions; NJHPS: NJ Health Plan Savings (New Jersey state subsidy); QHP: Qualified Health Plan

** NJHPS without APTC is possible when a consumer is under 400% FPL but the premiums do not exceed the APTC applicable percentage of income; NJHPS is not tied to the premium amount, so consumers may still receive NJHPS without APTC.

***A minor variation of 312 occurs for a population receiving only CSRs.

Plan Selections by Metal Tier

November 1 – January 31st, 2021



Metal Tier	Count	Percentage
Bronze	60,602	22%
Silver	202,674	75%
Gold	4,331	2%
Catastrophic	1,953	1%
Total	269,560	100%

Key Data Caveats

- This document is intended to show directional trends to indicate overall consumer activity.
- Caution should be taken when trying to compare numbers across categories for a variety of reasons:
 - Some numbers are at a household level (i.e., account transfers) where others are at an individual level (i.e., plan selections).
 - Duplication may exist at some steps and consumers may show up in multiple places (i.e., mixed household eligibility will show up in account transfer and plan selection or consumers may create more than one account unintentionally)
- This document is inclusive of medical plan information only, it excludes dental plan information.
- The data represents a snapshot in time and calculations are subject to change. Changes in the figures will occur as individuals update applications and plan selections throughout the open enrollment period.

Definitions

Total Plan Selections	Count of total plan selections, including new and auto renewals for the plan year 2021; this number includes effectuated (premium paid) and non-effectuated plan selections
Automatic Renewals	Count of unique enrollees on enrollment records migrated from healthcare.gov that were automatically renewed for 2021 coverage and have not made changes to the 2021 plan renewal
Active Renewals	Count of unique enrollees on enrollment records migrated from healthcare.gov that were automatically renewed for 2021 coverage and have made a change to their 2021 plan selection since 11/1/2020
New Plan Selections	Count of unique enrollees on enrollment records created after 11/1/2020 by accounts that do not have external applicant IDs from the healthcare.gov transfer; this number includes effectuated (premium paid) and non-effectuated plan selections
Medicaid Outbound	Count of unique applications that had at least one individual assessed as Medicaid eligible and transferred to NJ FamilyCare for determination
Medicaid Inbound	Count of unique application referrals from NJ FamilyCare to GetCoveredNJ
Plan Selections with Financial Assistance	Shows counts of the individual eligibility for consumers with a plan selection
Plan Selections by Metal Tier	Displays the total count of plan selections by metal tier (Catastrophic, Gold, Silver, Bronze)