


# Get Covered NJ

*New Jersey's Official Health Insurance Marketplace*

**2025 Open Enrollment Update  
Final Snapshot:  
November 1, 2024 – January 31, 2025**

NJ Department of Banking and Insurance:  
State-Based Exchange



# Open Enrollment Snapshot

## November 1, 2024 – January 31, 2025

---

- **Get Covered New Jersey**, the State’s official health insurance marketplace operated by the **New Jersey Department of Banking and Insurance**, opened on November 1, 2020. **New Jersey’s state-based exchange** was created by a law signed by **Governor Murphy** on June 28, 2019.
- Open Enrollment for 2025 runs from **November 1, 2024, to January 31, 2025**. Residents must enroll by December 31, 2024, for coverage beginning January 1, 2025. For those who enrolled in January, coverage started on February 1, 2025.
- **Get Covered New Jersey (or “Marketplace”)** is the only place where individuals can apply for **financial help** to reduce the cost of health insurance plans. The Marketplace provides a **streamlined transfer to Medicaid and Children’s Health Insurance Program (CHIP)**.
- The **Governor signed P.L.2020, c.61 on July 31, 2020 to create funding for state subsidies for qualified individuals** to further improve affordability and demonstrate the value of operating a state Marketplace.

# Open Enrollment Snapshot

## November 1, 2024 – January 31, 2025

---

- As of January 31, 2025, a total of **513,217** residents are signed up for **2025 health coverage** with Get Covered New Jersey, including **112,699** new consumers and **85,177** existing consumers who actively selected a plan.
- This plan year, more consumers signed up for coverage than any previous Open Enrollment Period, with marketplace enrollment **increasing 108% since the Murphy Administration** took over operations in 2020 for plan year 2021. In addition to more than **doubling enrollment since the State launched Get Covered New Jersey, this year there was a 29% increase compared to last year's Open Enrollment.**
- New Jerseyans continue to receive historic levels of financial help and the average amount of financial help for 2025 coverage is at a record high of **\$589 per person per month, or \$7,068 per year.**

# Open Enrollment Snapshot

## November 1, 2024 – January 31, 2025

---

- **9 in 10** people enrolling in a health plan at Get Covered New Jersey qualify for financial help, and many people receiving assistance can find a plan for **\$10 a month or less**.
- Of those receiving financial help in New Jersey, **224,416 enrollees (48% of those receiving financial help) pay \$10 or less per month for coverage**. Of that population, the number of people benefiting **from \$1 or less per month – free or nearly free – premiums** for 2025 coverage is **201,289 (43% of those receiving financial help)** as of January 31, 2025.
- Residents with an income up to 600% of the Federal Poverty Level (\$90,360 for an individual and \$187,200 for a family of four) qualify for New Jersey Health Plan Savings (NJ state subsidies) in addition to the federal Advance Premium Tax Credit (APTC). Nearly **46,000 people eligible for expanded financial help over 400% FPL received \$307 per person per month, or about \$3,684 per year**.

# Plan Selections and Account Transfers

## November 1, 2024 – January 31, 2025

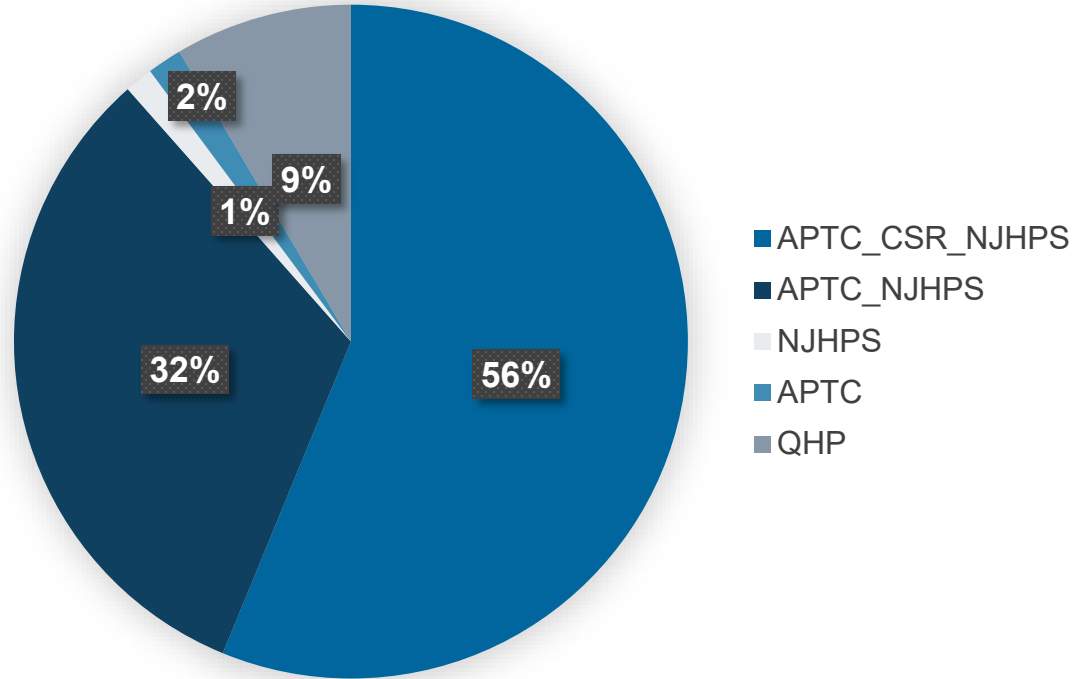
---

		Totals
2025 Plans Selected <small>Does not reflect effectuation status</small>	Total Plan Selections	513,217
	Automatic Renewals	315,341
	Active Renewals	85,177
	New Plan Selections	112,699
Accounts Transferred	NJ FamilyCare (Medicaid/CHIP) Outbound*	64,803
	NJ FamilyCare (Medicaid/CHIP) Inbound	41,579

\*Consumers who have multiple changes to their Get Covered NJ application may have had multiple transfers to NJ FamilyCare (Medicaid/CHIP).

# Plan Selections with Financial Assistance

## November 1, 2024 – January 31, 2025



Financial Assistance Type*	Enrollees	Percentage
APTC + CSR + NJHPS	288,485	56%
APTC + NJHPS	165,590	32%
NJHPS**	6,965	1%
APTC***	8,524	2%
QHP	43,653	9%
<b>Total</b>	<b>513,217</b>	<b>100%</b>

\*APTC: Advance Premium Tax Credits; CSR: Cost Sharing Reductions; NJHPS: NJ Health Plan Savings (New Jersey state subsidy); QHP: Qualified Health Plan

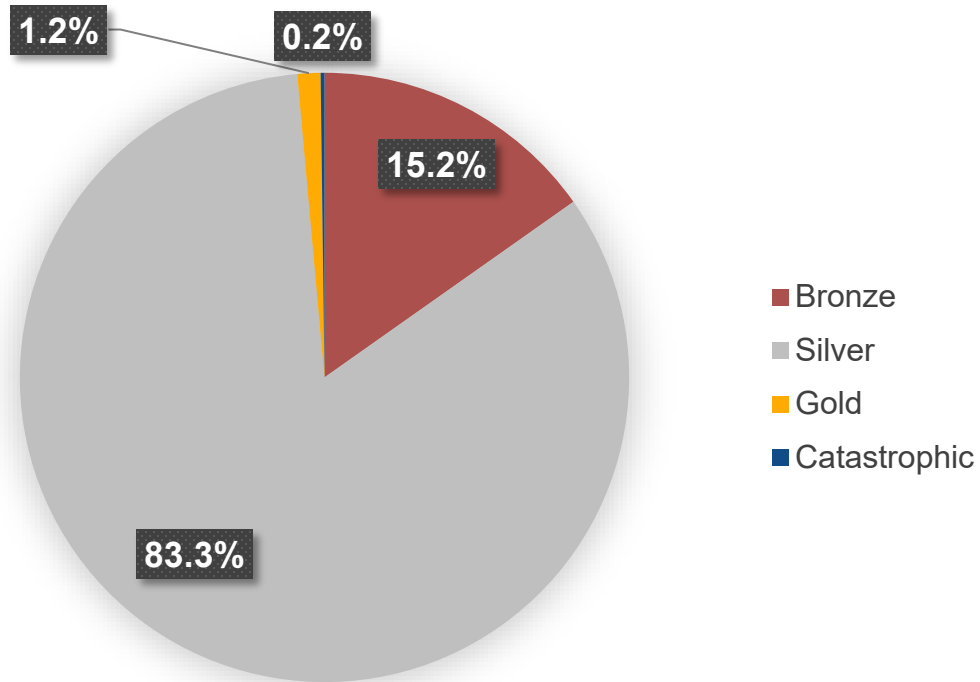
\*\* NJHPS without APTC is possible when a consumer is under 600% FPL, but the premiums do not exceed the APTC applicable percentage of income; NJHPS is not tied to the premium amount, so consumers may still receive NJHPS without APTC.

\*\*\* APTC without NJHPS is possible for consumers above 600% FPL who qualify for expanded APTC savings. NJHPS is provided up to 600% FPL.

# Plan Selections by Metal Tier

## November 1, 2024 – January 31, 2025

---



Metal Tier	Members	Percentage
Bronze	78,119	15.2%
Silver	427,766	83.3%
Gold	6,280	1.2%
Catastrophic	1,052	0.2%
<b>Total</b>	<b>513,217</b>	<b>100%</b>

# Breakdown of Premiums by Dollar Amount

## Prior Year Open Enrollment vs. Open Enrollment 2025

- **Nearly half (224,416)** of GetCoveredNJ enrollees receiving financial help in Open Enrollment 2025 pay \$10 a month or less for coverage.
- Of this population, **201,289 (or 43% of those receiving financial help)** – pay **\$1 or less** a month – free or nearly free premiums.

### Get Covered NJ Enrollees Receiving Financial Help

Effective Period	\$1 or Less Premium	\$10 or Less Premium	\$50 or Less Premium	\$100 or Less Premium	Over \$100 Premium
Open Enrollment 2025	(43%) 201,289	(48%) 224,416	(60%) 282,956	(69%) 324,134	(31%) 145,408
Open Enrollment 2024	(35%) 124,901	(39%) 141,303	(53%) 188,093	(63%) 225,803	(37%) 132,436
Open Enrollment 2023	(24%) 72,878	(30%) 91,020	(47%) 142,707	(59%) 181,839	(41%) 123,850
Open Enrollment 2022	(28%) 80,347	(32%) 91,826	(43%) 123,391	(55%) 157,825	(45%) 129,130
Open Enrollment 2021	(7%) 15,871	(13%) 29,475	(32%) 72,553	(52%) 117,898	(48%) 108,829



# Average Financial Help by Month for Enrolled Consumers

Comparison of year-over-year financial help for those households that qualify for APTC

Shows the current week of Open Enrollment for plan year 2025 vs. the end of Open Enrollment 2024

Open Enrollment 2025

End of Open Enrollment 2024



# Key Data Caveats

---

- This document is intended to show directional trends to indicate overall consumer activity.
- Caution should be taken when trying to compare numbers across categories for a variety of reasons:
  - Some numbers are at a household level (e.g., account transfers) where others are at an individual level (e.g., plan selections).
  - Duplication may exist at some steps and consumers may show up in multiple places (i.e., mixed household eligibility will show up in account transfer and plan selection or consumers may create more than one account unintentionally).
- This document is inclusive of medical plan information only, it excludes dental plan information.
- The data represents a snapshot in time and calculations are subject to change. Changes in the figures will occur as individuals update applications and plan selections throughout the Open Enrollment period.

# Definitions

Total Plan Selections	Count of unique individuals who have selected an Open Enrollment plan-year medical plan. Count includes all new and re-enrolling consumers regardless of whether the consumer has paid the first month premium.
Automatic Renewals	Count of unique individuals who were automatically re-enrolled into an Open Enrollment plan-year medical plan, where the consumer had non-canceled current year marketplace medical coverage on November 1. Count does not include plans that were canceled or terminated.
Active Renewals	Count of unique individuals who returned to the marketplace to actively select an Open Enrollment plan-year medical plan, where the consumer had non-canceled current year marketplace medical coverage on November 1. Count does not include plans that were canceled or terminated.
New Plan Selections	Count of unique individuals who have selected an Open Enrollment medical plan, where the consumer did not have a current year marketplace medical coverage on November 1. Count does not include plans that were canceled or terminated.
NJ FamilyCare (Medicaid/CHIP) Outbound	Count of unique applications that had at least one individual assessed as Medicaid or CHIP eligible and transferred to NJ FamilyCare for determination.
NJ FamilyCare (Medicaid/CHIP) Inbound	Count of unique application referrals from NJ FamilyCare to Get Covered NJ.