

Report Highlight:

- **Welcome!** 2020 Vector Season is underway and mosquito testing has commenced in 14 counties for arboviruses.
- A mosquito pool collected from Bergen County tested positive for Jamestown Canyon virus (JCV) in week 23.
- There have been no WNV or EEE positive cases detected in humans, mosquitoes, or animals this season.
- The number of tick related ED visits in 2020 is significantly below seasonal trends observed in past 5 years.

1. Human Testing

New Jersey Administrative Code (N.J.A.C.) Title 8 Chapter 57 mandates public health reporting of specified vector-borne diseases to prevent further disease spread.

Table 1.1 Human Cases^a

Mosquito-borne diseases			Tickborne Diseases		
	2020 ^b	2019		2020 ^b	2019
Chikungunya	3	15	Anaplasmosis	1	142
Dengue	2	73	Babesiosis	5	236
Eastern equine encephalitis	-	4	<i>Borrelia miyamotoi</i>	1	16
Jamestown Canyon	-	-	Ehrlichiosis	1	142
Malaria	11	102	Lyme disease	383	3587
West Nile	-	8	Powassan	-	4
Zika	3	12	Spotted fever group rickettsioses	2	208

^a Data for 2020 reflect confirmed and probable cases that have been approved by NJDOH. This does not include cases under investigation.

All 2020 numbers are preliminary and are subject to change.

^b Cumulative through week 24: June 7-13, 2020.

2. Mosquito Testing

The New Jersey Department of Health Public Health and Environmental Laboratories (PHEL) and the Cape May County Department of Mosquito Control Bio-safety Level 3 Laboratory (CMBSL3) perform arboviral testing on mosquito pools collected by county mosquito control agencies throughout New Jersey.

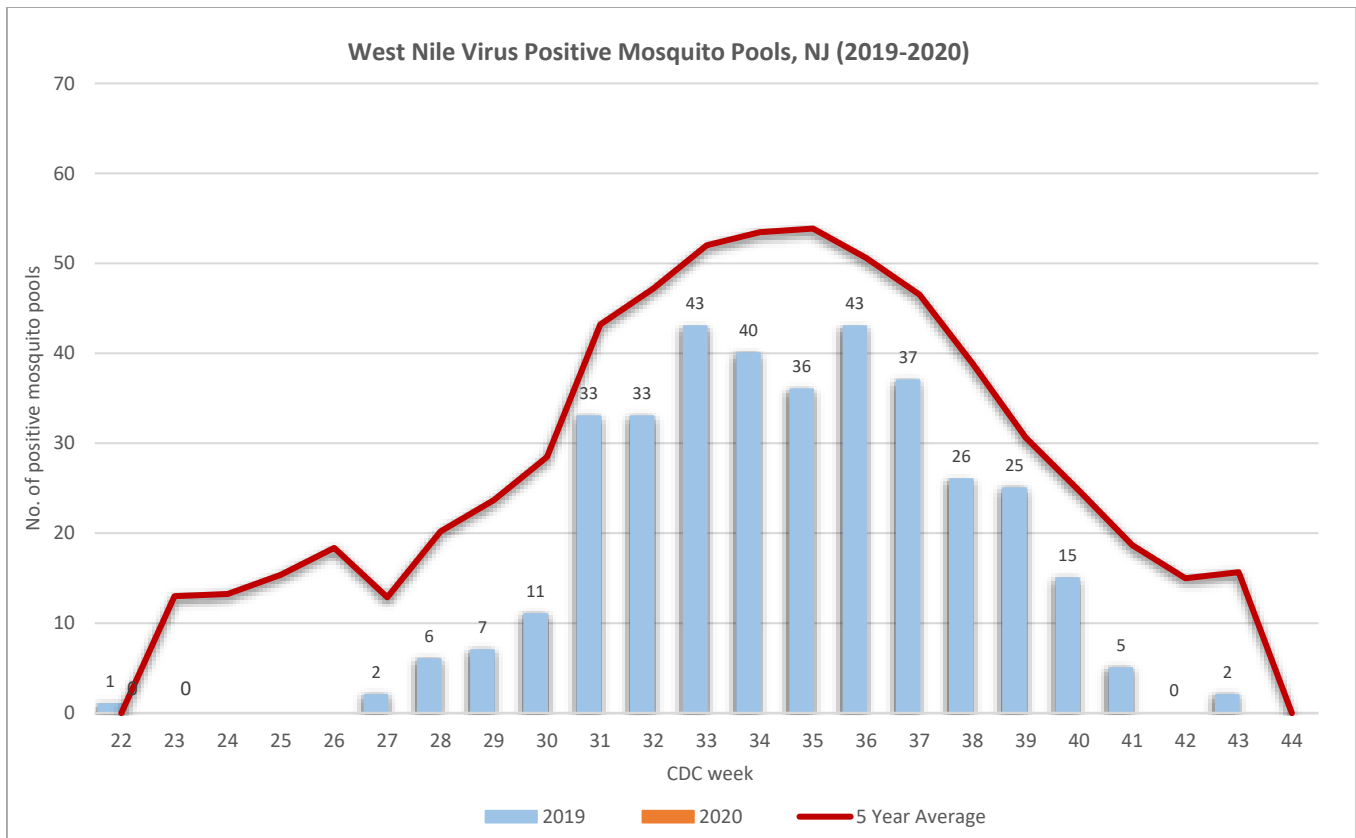
West Nile virus (WNV):

- A total of 497 mosquito pools from 14 counties (Atlantic, Bergen, Cumberland, Hunterdon, Mercer, Middlesex, Monmouth, Morris, Ocean, Passaic, Salem, Somerset, Sussex and Warren) have been tested for WNV.
- No positive WNV pools have been identified in 2020. In 2019 the first WNV positive mosquito pool was identified in week 22 in Passaic County.

WNV Positive Mosquito Pools

County	Week 24		Cumulative Total (week 24)	
	2020*	2019	2020*	2019
Atlantic				
Bergen				
Burlington				
Camden				
Cape May				
Cumberland				
Essex				
Gloucester				
Hudson				
Hunterdon				
Mercer				
Middlesex				
Monmouth				
Morris				
Ocean				
Passaic		1		1
Salem				
Somerset				
Sussex				
Union				
Warren				
Total	-	1	-	1

*Test results may be incomplete; counties submit pools for testing on specific weekdays. Mosquito testing data reflects test results received from PHEL, CMBSL3 and US Army Public Health as of June 17, 2020



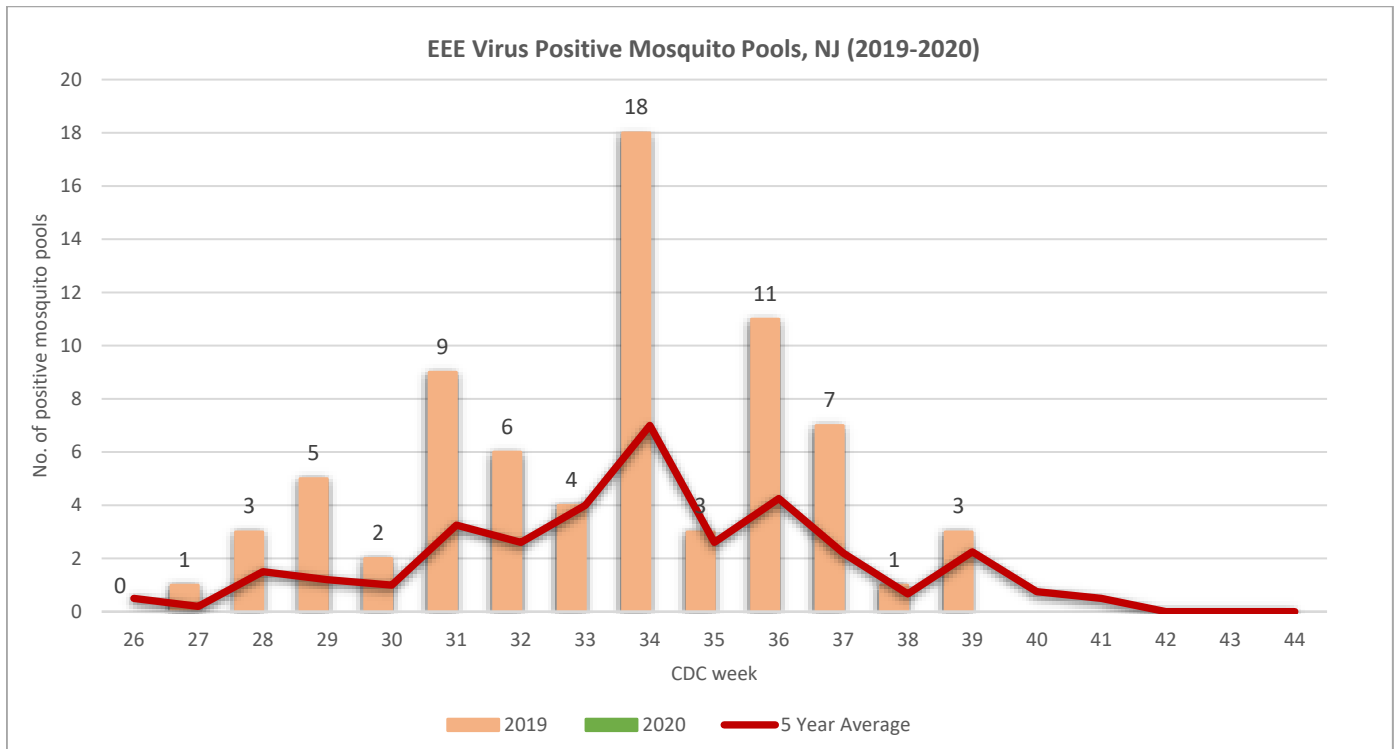
Eastern equine encephalitis virus (EEE)

- A total of 497 mosquito pools from 14 counties (Atlantic, Bergen, Cumberland, Hunterdon, Mercer, Middlesex, Monmouth, Morris, Ocean, Passaic, Salem, Somerset, Sussex and Warren) have been tested for EEE.
- No EEE positive mosquito pools have been identified in 2020. In 2019, the first EEE mosquito pool was reported from Monmouth County in week 27.

EEE Positive Mosquito Pools

County	Week 24		Cumulative Total (week 24)	
	2020*	2019	2020*	2019
Atlantic				
Bergen				
Burlington				
Camden				
Cape May				
Cumberland				
Essex				
Gloucester				
Hudson				
Hunterdon				
Mercer				
Middlesex				
Monmouth				
Morris				
Ocean				
Passaic				
Salem				
Somerset				
Sussex				
Union				
Warren				
Total	-	-	-	-

Week 24: June 9-15, 2019; June 7-13, 2020



Other viruses:

Mosquito pools from 14 counties have been tested for other arboviruses.

Cumulative 2020 Mosquito Pool Testing (Other Viruses^a)

County	SLE		JCV		LAC		CHIKV		DENV		ZIKV	
	Pools	Pos	Pools	Pos	Pools	Pos	Pools	Pos	Pools	Pos	Pools	Pos
Atlantic	30		30									
Bergen	20		20	1								
Burlington												
Camden												
Cape May												
Cumberland	40		40									
Essex												
Gloucester												
Hudson												
Hunterdon	40		40									
Mercer	60		60		1							
Middlesex	38		38		5		1		1		1	
Monmouth	51		51									
Morris	38		38									
Ocean	37		37									
Passaic	2		2									
Salem	51		51									
Somerset	20		20									
Sussex	41		41									
Union												
Warren	49		49									
Total	497		497	1	6		1		1		1	

^a St. Louis encephalitis virus (SLE), Jamestown Canyon Virus (JCV), La Crosse encephalitis virus (LAC), Chikungunya virus (CHIKV), Dengue virus (DENV), Zika Virus (ZIKV)
 Numbers in white columns represent number of pools tested to date in 2020

Numbers in green shaded columns represent positive pools in 2020

Jamestown Canyon virus (JCV):

- A mosquito pool collected on June 4th (week 23) in Bergen County tested positive for Jamestown Canyon virus at PHEL. The positive pool was *Aedes cantator* species.
- In 2019, five mosquito pools from 4 counties have tested positive for Jamestown Canyon virus. Positive pools were identified in Sussex, Bergen, Burlington and Salem counties.
- NJ reported its first and only human case of Jamestown Canyon virus in 2015 in a Sussex County resident.

La Crosse encephalitis virus (LAC):

- No positive La Crosse virus pools have been identified in 2020.
- In 2019, a mosquito pool collected in Passaic County (week 22) tested positive for La Crosse virus at PHEL.
- There have not been any human La Crosse virus cases reported in at least the past 20 years.

3. Equine/Avian /Other Animal Testing

Equine testing for WNV and EEE is conducted at the New Jersey Department of Agriculture's Animal Health and Diagnostic Laboratory.

- No animals have tested positive for WNV or EEE in 2020.
- Routine avian testing has been discontinued but is available upon request at PHEL.

WNV/EEE Positive Test Results

	Week 24		Cum. Total (Year)	
	2020*	2019	2020*	2019
Equine (EEE)				
Equine (WNV)				
Avian (WNV)				
Other				

Week 24: June 9-15, 2019; June 7-13, 2020

4. Surveillance Maps

West Nile Virus (WNV)

Week 24 WNV Activity (2020)*

Cumulative WNV Activity 2020

WNV Positive Pools

- > 50
- ≤ 50
- ≤ 30
- ≤ 20
- < 10
- 0
- WNV human case
- WNV equine case



Eastern equine encephalitis (EEE)

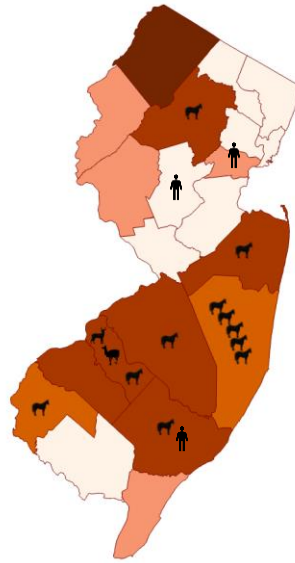
2019 EEE Activity

Cumulative EEE Activity 2020

EEE Positive Pools

- > 10
- ≤ 10
- ≤ 6
- ≤ 2
- No EEE activity

- Human case
- Equine case
- Alpaca case
- Deer case



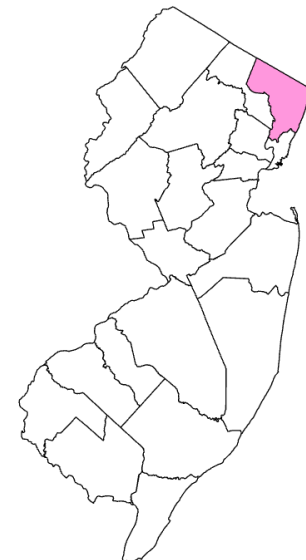
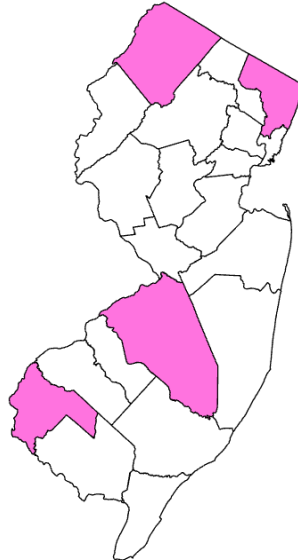
Jamestown Canyon Virus

2019 JCV Activity

Cummulative JCV Activity 2020

JCV Positive Pools

- ≥ 2
- 1
- No JCV activity



La Crosse Virus Activity 2020

2019 LAC Activity

Cummulative LAC Activity 2020

LAC Positive Pools

- ≥ 1
- No LAC activity

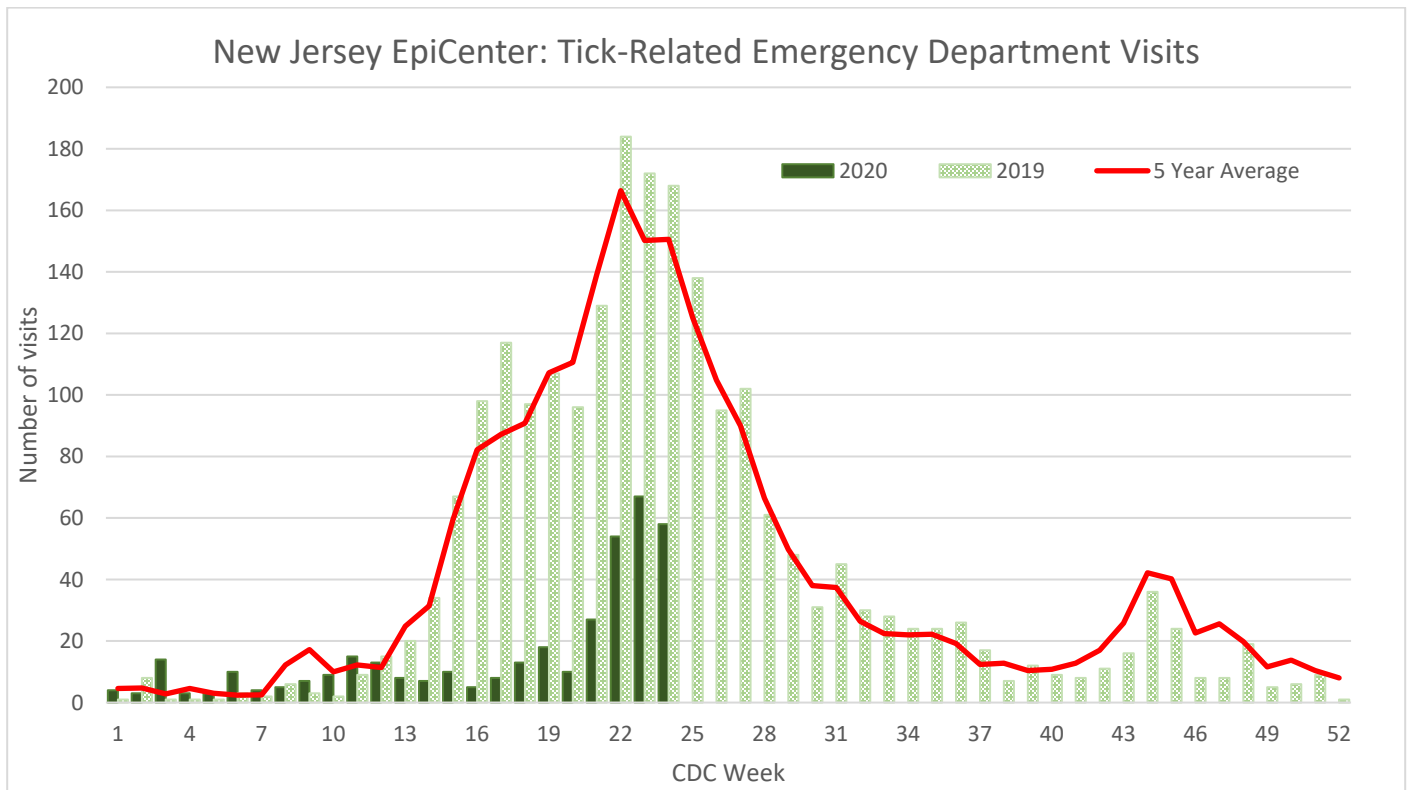


5. Syndromic Surveillance for Tick-related Emergency Department Visits

EpiCenter is a syndromic surveillance system developed and maintained by Health Monitoring Systems, Inc, for monitoring by health departments in the United States. New Jersey's EpiCenter receives real time Emergency Department (ED) data from 78 acute care and satellite health (99 percent reporting) facilities statewide. The system collects "chief complaint" information and limited patient registration data from existing ED computer systems.

The chart below represents NJ residents seen at emergency departments statewide with a tick-bite complaint or signs/symptoms associated with a reported tick-bite. Tick-related ED visits occur throughout the year with peak number of visits in the summer months and a smaller peak in the fall weeks when adult *Ixodes scapularis* (blacklegged ticks) are active.

In week 24, the number of ED visits is significantly lower than the 5-year average. This is because of the statewide "stay-at-home" orders implemented for the COVID-19 pandemic. A slight increase in numbers is seen starting from week 19 when state parks were reopened.



Data reflects ED visits downloaded from EpiCenter as of June 17, 2020

For More Information

- NJDOH Communicable Disease Service: <http://nj.gov/health/cd/topics/vectorborne.shtml>
- New Jersey Arboviral Activity Maps: <http://bit.ly/JerseySurv>
- NJDEP Office of Mosquito Control Coordination: <http://www.nj.gov/dep/mosquito/>
- NJDA Division of Animal Health: <http://www.nj.gov/agriculture/divisions/ah/>
- Rutgers Center for Vector Biology: <http://vectorbio.rutgers.edu/>