

Warren County Community College



September 15, 2015

New Jersey Commission on Higher Education

20 W. State St.

Trenton, NJ 08608-1206

We are pleased to present the Warren County Community College 2015 Institutional Profile Report, which should serve as a showcase of the work put forth by our faculty, staff and administration throughout the last year. This document is designed to provide the state with descriptive data and information about our college.

We are hopeful that this report will be useful to students, parents, community college personnel, policymakers and the general public.

I would like to thank the staff of Warren County Community College for their work in updating our Institutional Profile for 2015.

Sincerely,



Dr. William J. Austin
President

Table of Contents

A. Accreditation Status	3
<i>institutional accreditation</i>	3
<i>professional accreditation</i>	3
B. Number of Students Served	4
<i>undergraduates by attendance status</i>	4
<i>number of non-credit students served</i>	4
<i>unduplicated number of students for entire academic year</i>	5
C. Characteristics of Undergraduate Students	5
<i>enrollment in remediation courses by subject area</i>	5
<i>enrollment by race/ethnicity</i>	6
<i>enrollment by sex and age</i>	7
<i>financial aid from federal, state, and institutionally-funded programs</i>	9
<i>percentage of students who are New Jersey residents</i>	10
D. Student Outcomes	10
<i>graduation rates</i>	10
<i>third-semester retention rates</i>	11
E. Faculty Characteristics	11
<i>full time faculty by race/ethnicity, sex, and tenure status</i>	12
<i>percentage of course sections taught by full time faculty</i>	13
<i>ratio of full time to part time faculty</i>	13
F. Characteristics of the Board of Trustees	14
<i>Board of Trustees by race/ethnicity and sex</i>	14
<i>trustees' titles and affiliations</i>	14
<i>webpage with information on the Board of Trustees</i>	14
G. Profile of the Institution	15
<i>degree and certificate programs offered</i>	15
H. Major Research and Public Service Activities	17
I. Major Capital Projects Underway in FY 2016	17

A. Accreditation Status

1. Institutional Accreditations

Warren County Community College is accredited by the Middle States Commission on Higher Education, 3624 Market Street, Philadelphia, PA 19104, 267-284-5000. Founded in 1981, the College was awarded its original accreditation from the Commission in 1992 and was most recently re-accredited in 2013.

2. Professional Accreditations

WCCC holds the following program-specific professional accreditations:

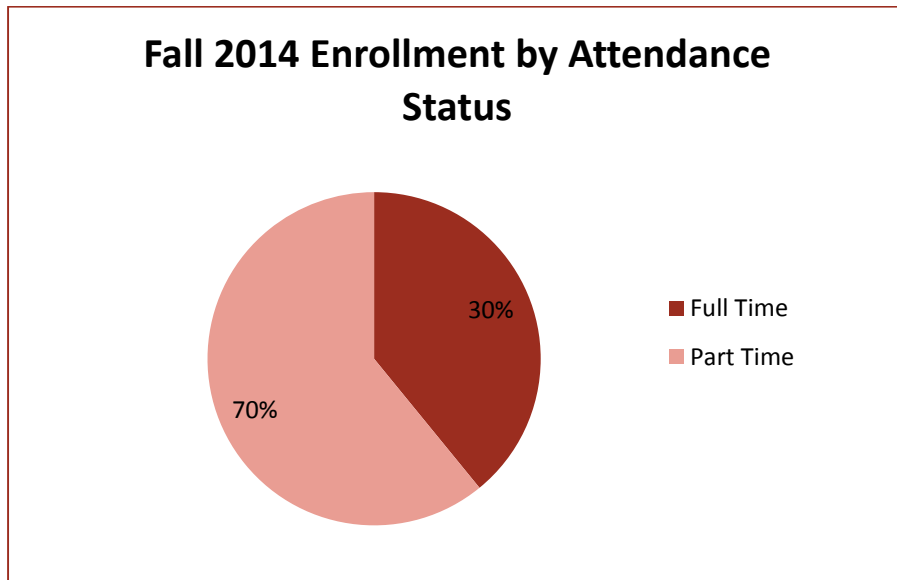
- Accreditation Commission for Education in Nursing, Inc. (ACEN)
- Commission on Accreditation of Allied Health Programs (CAAHEP)
- National Automotive Technicians Education Foundation (NATEF)

B. Number of Students Served

1. Number of Undergraduates by Attendance Status, Fall 2014:

Full Time		Part Time		Total
N	%	N	%	
784	30	1831	70	2,615*

*Includes dual enrollment



2. Number of Graduates by Attendance Status:

Not Applicable

3. Number of Non-Credit Students Served:

	Total Number of Registrants ¹	Unduplicated Headcount	Total Clock Hours (1 Clock Hr = 60 Mins)	Total FTEs ²
Open Enrollment	3,515	2,051	84,930	189
Customized Training	141	-	1660	4

Source: SURE Non-Credit Open Enrollment File; NJ IPEDS Form #31: Customized Training

¹Includes all registrations in any course that started on July 1, 2012 through June 30, 2013.

²FTEs were calculated by converting clock hours to credit hours (dividing by 15), then converting credit hours to FTEs (dividing by 30).

4. Unduplicated Number of Students for FY2014

	Headcount Enrollment	Credit Hours	FTEs ¹
Undergraduates	2,948	38,974	1,299

Source: IPEDS 12 Month Enrollment Survey

¹FY2014 Audit- FTEs are calculated by dividing credit hours by 30.

C. Characteristics of Undergraduate Students

1. **Mean Math, Reading and Writing SAT Scores:** Not applicable.

2. **Enrollment in Remediation Courses by Subject Area:**

Total Fall 2014 Undergraduate Enrollment	Students Enrolled in One or More Remedial Courses	% of Total Enrollment
2615	467	17.8%

Source: WCCC Department of Institutional Research 2015

Total Fall 2014 FT, FT Students	FT, FTs Enrolled in One or More Remedial Courses	% of Total FT, FT Students
273	164	60%

Remedial Course Subject Area	Number* of FT,FTs Enrolled in Fall '14	% of FT,FTs Enrolled in Fall '14
Computation	91	41%
Algebra	55	25%
Reading	77	35%
Writing	105	47%
English	0	0%

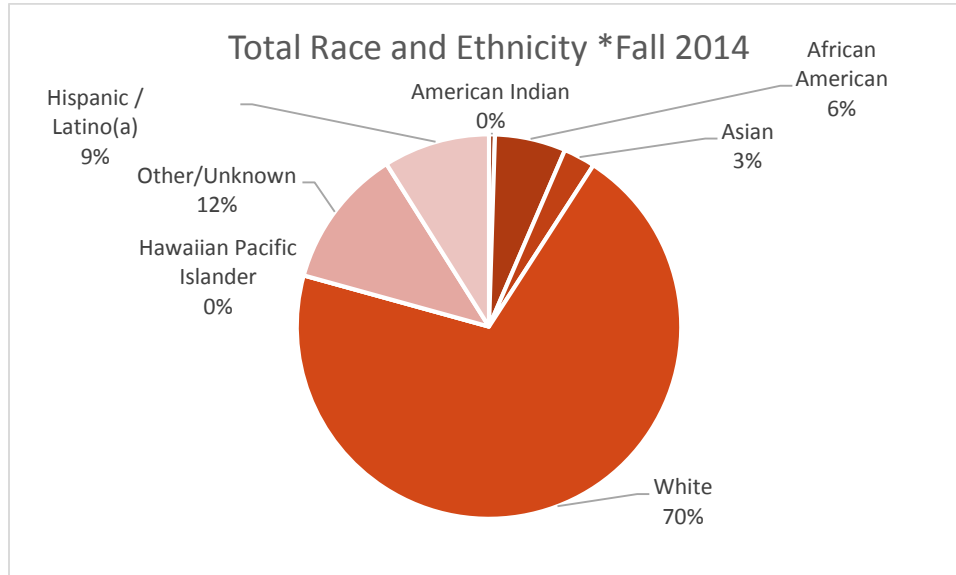
Source: SURE Fall Enrollment File 2014 *Duplicated head count. Students are/could be enrolled in both English and Math Remediation.

3. Enrollment by Race/Ethnicity, Sex, and Age, Fall 2014*:

a. Enrollment by Race/Ethnicity:

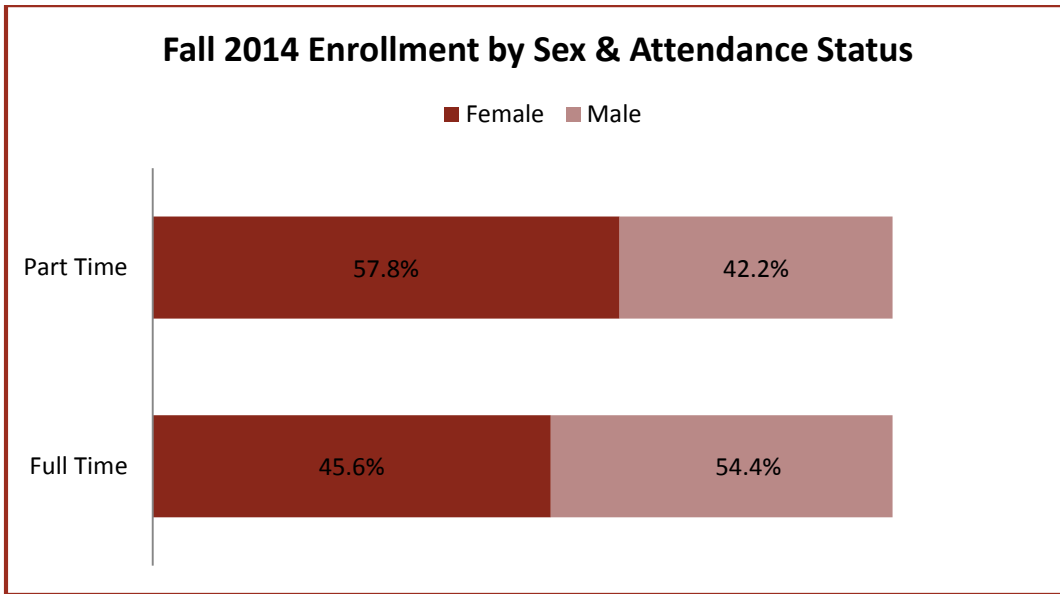
	White		Black		Hispanic/Latino		Asian		American Indian /Alaskan		Alien		Other / Unknown*		Total
	N	%	N	%	N	%	N	%	N	%	N	%	N	%	
Full Time	585	78%	48	6%	30	4%	13	2%	0	0%	0	0%	72	10%	748
Part Time	525	62%	48	6%	114	13%	30	4%	8	1%	0	0%	117	14%	842
Total	1110	70%	96	6%	144	8%	43	3%	8	1%	0	0%	189	12%	1590

*Does not include dual enrollment. WCCC Department of Institutional Research 2015

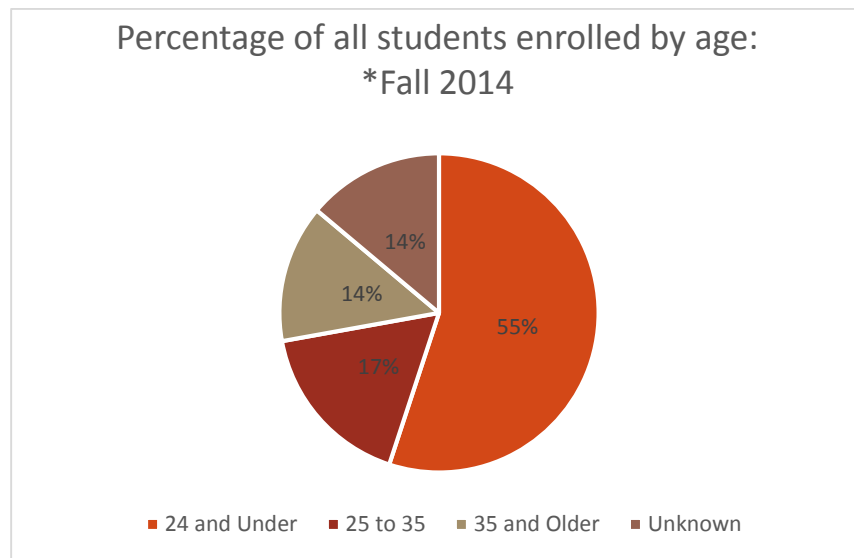


Source: WCCC Department of Institutional Research 2015 *Does not include dual enrolled students.

b. Enrollment by Sex:



c. Enrollment by Age:



Source: WCCC Office of Institutional Research, 2015 *Does not include dual enrolled students.

4. Financial Aid from Federal, State & Institutionally-Funded Programs, AY 2013-2014:

<u>FEDERAL PROGRAMS</u>	Recipients	Dollars (\$)	Dollars (\$)/ Recipient
Pell Grants	702	2,163,000	3,081.20
College Work Study	23	40,000	1,739.13
Perkins Loans	0	0	-
SEOG	71	43,000	605.63
PLUS Loans	0	0	-
Stafford Loans (Subsidized)	112	446,000	3,982.14
Stafford Loans (Unsubsidized)	113	710,000	6283.19
SMART, ACG, & Other	0	0	-
<u>STATE PROGRAMS</u>			
Tuition Aid Grants (TAG)	243	353,000	1,452.67
Educational Opportunity Fund (EOF)	44	37,000	840.91
Outstanding Scholars (OSRP)	0	0	-
Distinguished Scholars	0	0	-
Urban Scholars	0	0	-
NJ STARS	28	78,000	2785.71
NJCLASS Loans	0	0	-
<u>INSTITUTIONAL PROGRAMS</u>			
Grants/Scholarships	45	31,000	688.89
Loans	0	0	-

Source: NJ IPEDS Form #41 Student Financial Aid Report

5. Percentage of Students who are New Jersey Residents:

	NJ Residents	Out-of-State Residents	Total	% State Residents
FT, FT Students	272	1	273	.3%

Source: WCCC Department of Institutional Research 2015

D. Student Outcomes

1. Graduation Rates:

a. Four, Five, and Six-year Graduation Rate by Race/Ethnicity:
Not applicable.

b. Two-year Graduation Rate:

	Number	Percent
Fall 2010 Cohort	322	18.9%
Graduated within 2 Years	61	

Source: IPEDS 2014 Graduation Rate Survey

c. Three-year Graduation & Transfer Rate by Race/Ethnicity:

	White		Black		Hispanic		Asian		Alien		Other*		TOTAL	
	N	%	N	%	N	%	N	%	N	%	N	%	N	%
Fall 2011 Cohort	261	81	17	5	34	11	4	1	0	0	6	2	322	100%
Graduated w/in 3 yrs.	56	21.5	0	0.0	3	8.8	1	25.0	0	0.0	1	16.7	61	18.9%
Transfer Out	61	23.4	7	41.2	13	38.2	2	50.0	0	0.0	0	0.0	86	26.7%

Source: IPEDS 2014 Graduation Rate Survey

* Other includes American Indians, Native Hawaiian & Pacific Islanders, 2 or More Races and Unknown.

2. Third-Semester Retention Rates:

FIRST TIME, FULL TIME STUDENTS, FALL 2013		
Cohort	Retained in Fall 2013	Retention Rate
328	199	60.7%

Source: IPEDS Fall Enrollment Survey, Part E

FIRST TIME, PART TIME STUDENTS, FALL 2013		
Cohort	Retained in Fall 2013	Retention Rate
248	91	36.7%

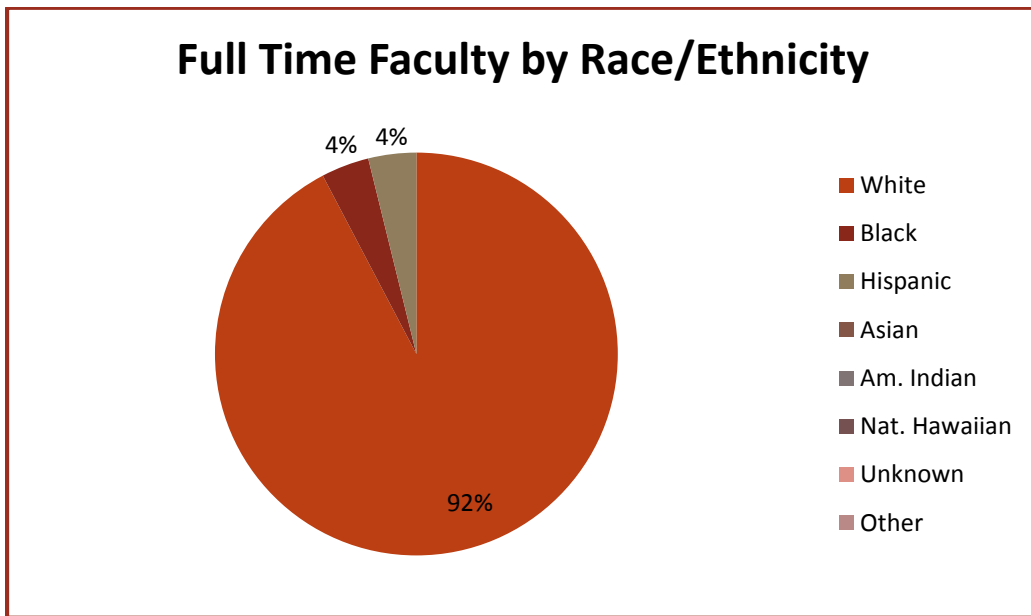
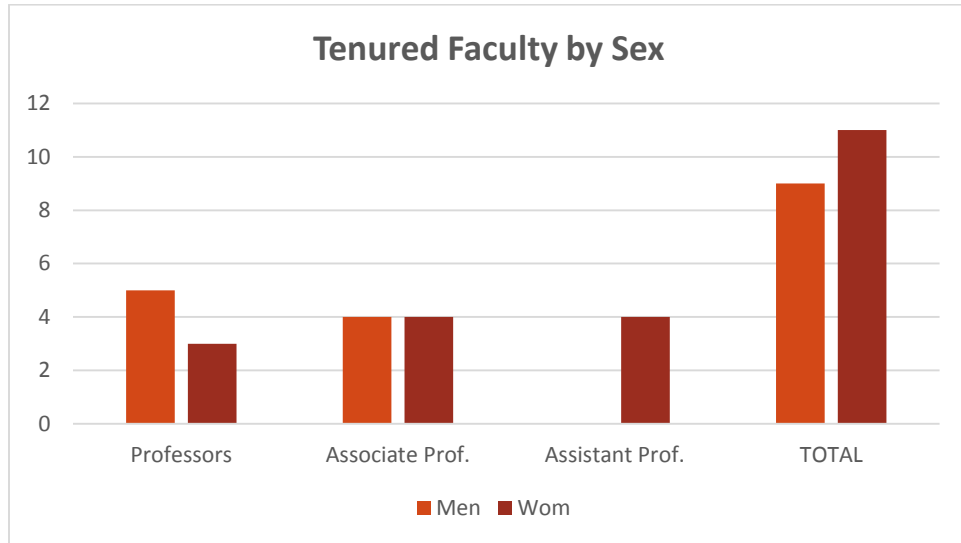
Source: IPEDS Fall Enrollment Survey, Part E

E. Faculty Characteristics

1. Full Time Faculty by Race/Ethnicity, Sex, and Tenure Status:

FULL TIME FACULTY, FALL 2014

Warren																
Table II.E.1:																
Full-Time Faculty by Race/Ethnicity, Sex, Tenure Status and Academic Rank, Fall 2014																
	White		Black		Hispanic		Asian*		American Ind.		Alien		Race		Total	
	Men	Wom	Men	Wom	Men	Wom	Men	Wom	Men	Wom	Men	Wom	Men	Wom	Men	Wom
Tenured																
Professors	5	3	0	0	0	0	0	0	0	0	0	0	0	0	5	3
Associate Prof.	4	3	0	0	0	0	0	0	0	0	0	0	0	0	4	3
Assistant Prof.	0	3	0	1	0	1	0	0	0	0	0	0	0	0	0	5
All Others	0	0	0	0	0	0	0	0	0	0	0	0	0	0	0	0
TOTAL	9	9	0	1	0	1	0	0	0	0	0	0	0	0	9	11
Without Tenure																
Professors	0	0	0	0	0	0	0	0	0	0	0	0	0	0	0	0
Associate Prof.	0	0	0	0	0	0	0	0	0	0	0	0	0	0	0	0
Assistant Prof.	0	0	0	0	0	0	0	0	0	0	0	0	0	0	0	0
All Others	0	1	0	0	0	0	0	0	0	0	0	0	0	0	0	1
TOTAL	1	7	0	0	0	0	0	0	0	0	0	0	0	0	1	7
Total																
Professors	5	3	0	0	0	0	0	0	0	0	0	0	0	0	5	3
Associate Prof.	4	3	0	0	0	0	0	0	0	0	0	0	0	0	4	3
Assistant Prof.	0	3	0	1	0	1	0	0	0	0	0	0	0	0	0	5
All Others	0	1	0	0	0	0	0	0	0	0	0	0	0	0	0	1
TOTAL	10	16	0	1	0	1	0	0	0	0	0	0	0	0	10	18



Source: IPEDS Human Resources Survey

2. Percentage of Course Sections Taught by Full Time Faculty¹ Fall 2014:

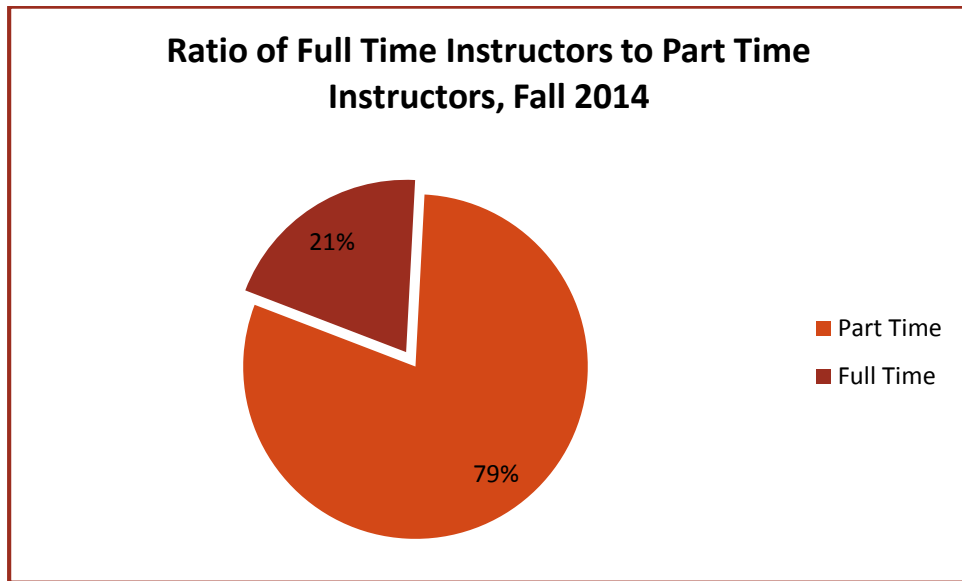
¹ Includes Full-Time Administrators

Total Number of Course Sections	Taught By Full Time Faculty		Taught By Part Time Faculty		Taught By Others ¹	
	N	%	N	%	N	%
316	132	43%	180	56%	4	1%

3. Ratio of Full Time to Part Time Faculty Fall 2014:

Full Time Faculty/Lecturers		Part Time Faculty		Total	
N	%	N	%		
26*	21%	95	79%	121	100%

* Number includes 20 tenured faculty/1 tenure track/5 lecturers



Source: Fall 2014 IPEDS Human Resources Survey

F. Characteristics of the Board of Trustees

1. Warren County Community College Board of Trustees by Race/Ethnicity & Sex:

	White	Black	Hispanic	Asian	American Indian	Alien	Unknown	Total
Male	9	-	-	-	-	-	-	9
Female	3	-	-	-	-	-	-	3
Total	12	0	0	0	0	0	0	12

2. Trustees' Titles and Affiliations:

Name	Title	Company/Organization Affiliation
Craig Dana, Esq.	Private Attorney/Judge	Retired
Rita Foti	Educator	Retired
Dr. Frank Gilly	Family Practitioner, Geriatrician	St. Luke's Warren Hospital
Elizabeth Gittins	Senior Research Scientist	Colgate Palmolive
Kieran Higgins	Regional Operations Eng. Manager	Amazon
Dr. Phil Linfante	Professor	Essex County College
Alan Lowcher, Esq.	Private Attorney	Private Practice
James Mengucci	Director of Facilities	Phillipsburg School District
Peter Schmidt	Director of Studies	Gill St. Bernard's School
Betti Singh	Employment Counselor	Department of Labor
Tyler Thurgood*	Student (Alumni Trustee)	Warren County Community College

*Mr. Thurgood served the Board through June 30, 2015

3. Webpage with Information on the Board of Trustees:

<http://www.warren.edu/board-of-trustees/>

G. Profile of the Institution

1. Degree and Certificate Programs Offered:

Associate of Arts (A.A.)	Associate in Applied Science (A.A.S.)
Business Administration	Accounting Management
Communications	Automotive Technology
Computer and Information Science	Business Management
Elementary and Secondary Education	Computer Information Services
English	Early Childhood Education
Fine Arts	Emergency Services - Fire Services
History	Food and Beverage Management
Liberal Arts	Graphic and Web Design
Pre-Law	Medical Assisting
Pre-Professional	Small Business Management
Social Science	Technical Studies
	Web Development
Associate in Fine Arts (A.F.A)	
Creative Writing	
Associate in Science (A.S.)	
Biology	Chemistry
Criminal Justice	Nursing
Environmental Studies	Psychosocial Rehabilitation and Treatment
Ecotourism	Respiratory Care
General Science	Occupational Therapy

Certificate Programs

Business Management
Communications
Computer Information Services
Criminal Justice – Corrections
Early Childhood Education
Graphic and Web Design
Security and Loss Prevention
Small Business Management
Webmaster

Other Information:

Warren County Community College has enjoyed two great moments in the national spotlight this year. President Dr. William Austin was named to a prestigious national post while WCCC Board of Trustee Chair Peter Schmidt was recognized with a national award.

Dr. Austin assumed the role of the Chair of the American Association of Community College's President's Academy in July. The Academy, the leading national organization for established and new community college presidents, spearheads educational, development, and guidance opportunities as college executives keep up with trends in the industry. The President's Academy Executive Committee serves in an important advisory capacity to the AACC President and CEO on various levels. Among its varied duties, the President's Academy plays a key role in helping new presidents transition into their leadership roles.

In June, it was announced that the Association of Community College Trustees (ACCT) named WCCC Board Chair Peter Schmidt as its 2015 Northeast Region ACCT Trustee Leadership Award recipient. The ACCT is a non-profit educational organization of governing boards, representing more than 6,500 elected and appointed trustees who govern over 1,200 community, technical, and junior colleges in the United States and beyond.

ACCT's Regional Awards recognize the tremendous contributions made by trustees, equity programs, chief executive officers, faculty members, and professional board staff. Schmidt was appointed to the WCCC Board of Trustees as a Board Member in 2007 and was unanimously selected as the Board Chair in 2013, a role in which he continues to serve. He is the first trustee from Warren County Community College to

receive this honor and the first NJ trustee to be recognized since 2003 when former Senator Raymond Bateman was honored.

In addition, WCCC was once again named one of the top military-friendly colleges in the United States by multiple national organizations, including Best for Vets, a division of nationally recognized Military Times and Military Friendly a nationally recognized organization that captures and reports best practices in recruitment and retention of military personnel as civilian employees and students.

Regionally, the Warren County Freeholders honored the College and Dr. Austin with a proclamation for its efforts in the community, and WCCC continues to aggressively pursue articulation agreements with a number of 4-year New Jersey colleges.

H. Major Research and Public Service Activities

None

I. Major Capital Projects Underway in FY 2015

None