



Mercer County Community College
Institutional Profile 2024



ANNUAL INSTITUTIONAL PROFILE
September 2024

Mercer County Community College Institutional Profile 2024

A.	Institutional Accreditation	4
	Professional Accreditation	4
B. Students Served		
	Table 2.B.1 Undergraduate Enrollment by Attendance Status	5
	Table 2.B.2 Non-Credit Enrollment FY 2023	5
	Table 3.B.4 Unduplicated Enrollment, FY 2023	5
C. Characteristics of Undergraduate Students		
2:	Remediation/Development Education	6
3a:	Undergraduate Enrollment by Race/Ethnicity – Summary and Graph	7
3b:	Undergraduate Enrollment by Gender – Summary and Graph	8
3c:	Undergraduate Enrollment by Age – Summary and Graph	9
4:	Financial Aid from State-funded Programs	10
5:	Undergraduate Enrollment by State of Residence	10
D. Student Outcomes		
1b:	Two-Year Graduation Rate of Fall 2020 Full-time First-time Degree/Certificate Seeking Students	11
1c:	Three-Year Graduation and Transfer Rates of Fall 2020 Full-time First-time Degree/Certificate Seeking Students by Race/Ethnicity	11
2a:	Third Semester Retention of First-time undergraduates, FA22 to FA23	11
E. Faculty Characteristics		
1:	Full-time Faculty demographics and rank	12
2:	Percentage of Course Sections by instructor type	12
3:	Ratio of Full- to Part-time Faculty	12
F. Characteristics of the Trustees		
1:	Race/Ethnicity and Gender of the Members of the Board of Trustees	13
2:	Members of the Board of Trustees	13
3:	URL of Web site for Board of Trustees	13
G. Profile of the Institution		14
	Degree and Certificate Programs	14
	List of Credit Programs by Degree Type	15
H. Major Research and Public Service Activities		18
I. Major Capital Projects		21



Mercer County Community College Institutional Profile 2024

Preface

Attached herewith is the 2024 Institutional Profile for Mercer County Community College.

This information provides a snapshot of the state of our institution.

Deborah E. Preston, Ph.D.

President

Mercer County Community College Institutional Profile 2024

A. Accreditation Status

Institutional Accreditations

Mercer County Community College was first accredited by Middle States Commission on Higher Education in 1967. Its accreditation was last reaffirmed in 2023.

Professional Accreditations

- The New Jersey Board of Nursing approves and the Accreditation Commission for Education in Nursing (ACEN) accredits the college's Associate Degree Nursing program.
- The Radiography program is accredited by the Joint Review Committee on Education in Radiologic Technology (JRCERT) and approved by the New Jersey Radiologic Technology Board of Examiners.
- The Medical Laboratory Technology program is accredited by the National Accrediting Agency of Clinical Laboratory Sciences (NAACLS).
- The Commission on Accreditation in Physical Therapist Education (CAPTE) of the American Physical Therapy Education has given accreditation to the Physical Therapist Assistant program.
- The American Bar Association (ABA) accredits the Legal Assistant program.
- The American Board of Funeral Service Education (ABFSE) accredits the Funeral Services program.
- Mercer's Aviation Flight Technology program became the first two-year aviation program in the nation to be accredited by the Aviation Accreditation Board International (AABI).
- The Automotive Technology program is accredited by ASE Education Foundation.

Mercer County Community College Institutional Profile 2024

B. Number of Students Served:

1. Table 2.B.1 Undergraduate Enrollment by Attendance Status, Fall 2023

Full-time		Part-time		Total
Number	Percent	Number	Percent	Number
2,029	32.6%	4,190	67.4%	6,219

2. Table 2.B.3 Non-Credit Enrollment, Fiscal Year 2023

	Total Number of Registrations ¹	Unduplicated Headcount	Total Clock Hours	Total FTEs ²
Open Enrollment	2,749	1,335	72,713	162
Customized Training	2,907		27,444	61

¹Includes all registrations in any course that started on July 1, 2021, through June 30, 2022

²FTEs were computed by converting clock hours to credit hours (by dividing by 15), then converting credit hours to FTEs (dividing by 30).

Source: SURE Non-credit Open Enrollment file and NJ IPEDS Form #31, Customized Training.

3. Table 3.B.4 Unduplicated Enrollment, Fiscal Year 2023

Headcount Enrollment	Credit Hours	FTE
8,392	113,102	3,770

Source: IPEDS 12-Month Enrollment Survey

Mercer County Community College Institutional Profile 2024

C. Characteristics of Undergraduate Students – Remedial Development Education

1. Name of basic skills placement test administered and criteria (if any) for selecting test takers in fall 2023

Native English speakers – Guided Self-Placement and Collaborative Assessment – GSPCA
 Non-Native speakers – Remote ESL Placement Test, Accuplacer

2. Total number of degree-seeking undergraduate students enrolled in fall 2023

Total degree-seeking UG Enrollment	# Students enrolled in one or more remedial courses	% of Total
5,169	623	12.1%

3. Total number of first-time, full-time (FTFT) degree-seeking students enrolled in remediation – fall 2023

Total number of FTFT students	# of FTFT students enrolled in One or more remedial courses	% of Total
723	161	22.3%

4. Total number of first-time, full-time (FTFT) matriculated students enrolled in remediation in fall 2023

Subject area	Number enrolled	% of all FTFT enrolled
Reading	141	19.5%
Writing	141	19.5%
Math Computation	0	0.0%
Elementary Algebra	56	7.7%

Source: SURE fall enrollment file

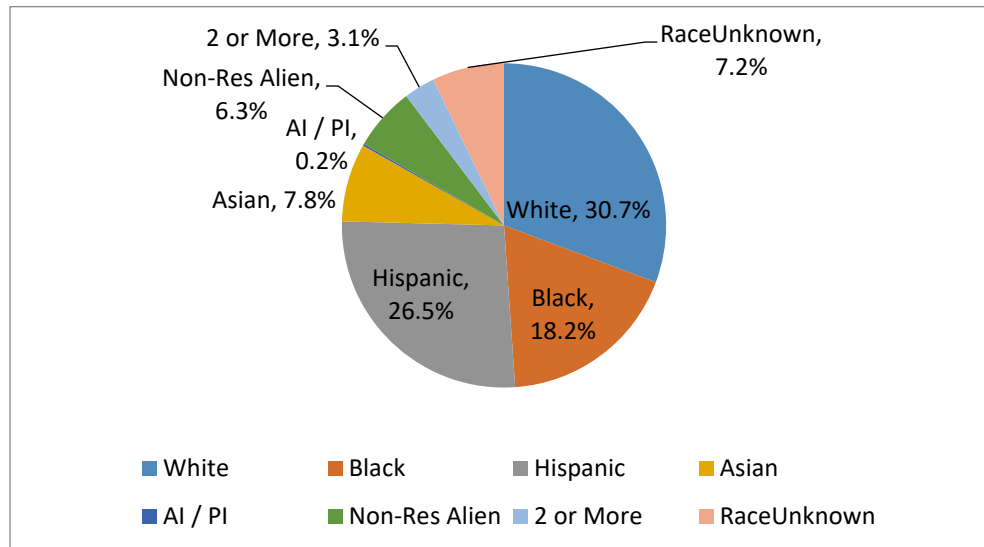
Mercer County Community College Institutional Profile 2024

Table II.C.3.a - Undergraduate Enrollment by Race / Ethnicity, Fall 2023

	White		Black		Hispanic		Asian		AI / PI		Non-Res. Alien		2 or More		Unknown		Total	
	#	%	#	%	#	%	#	%	#	%	#	%	#	%	#	%	#	%
Full-time	600	29.6%	307	15.1%	583	28.7%	147	7.2%	3	0.2%	194	9.6%	63	3.1%	132	6.5%	2,029	100%
Part-time	1,311	31.3%	825	19.7%	1,065	25.4%	335	8.0%	11	0.3%	199	4.7%	130	3.1%	314	7.5%	4,190	100%
Total	1,911	30.7%	1,132	18.2%	1,648	26.5%	482	7.8%	14	0.2%	393	6.3%	193	3.1%	446	7.2%	6,219	100%

Source: IPEDS Fall Enrollment Survey

Undergraduate Enrollment by Race / Ethnicity Graph



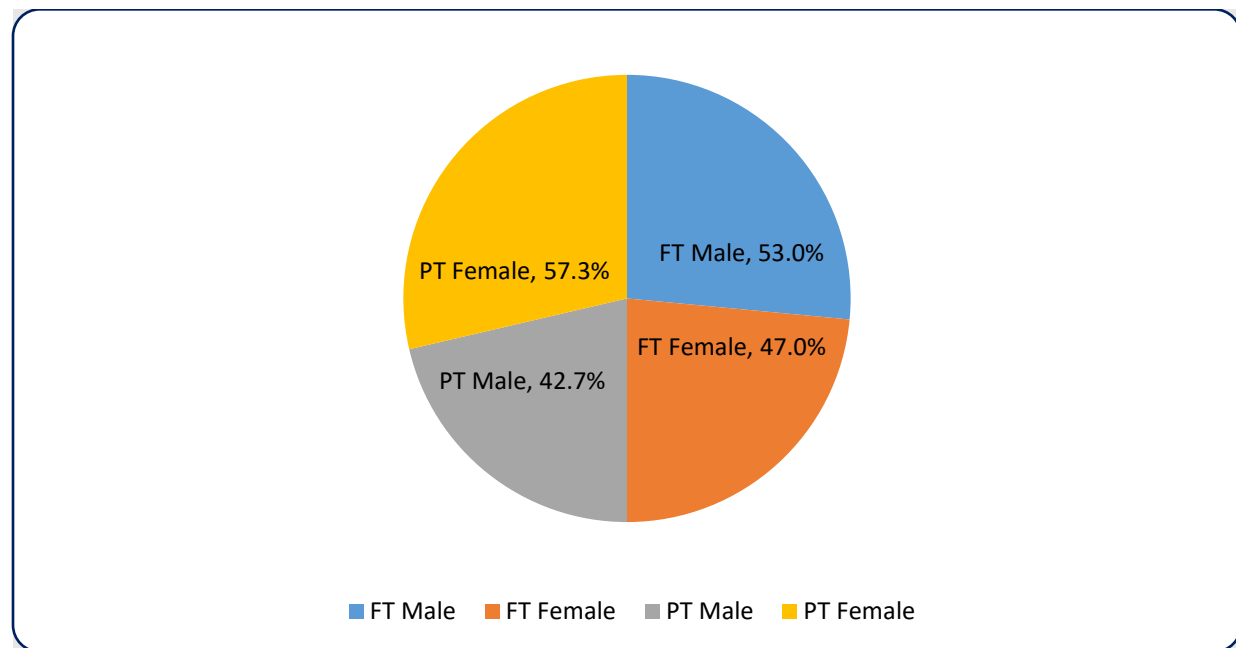
Mercer County Community College Institutional Profile 2024

Table II.C.3.b – Undergraduate Enrollment by Gender, Fall 2023

Full-time					Part-time					Total				
Male	Pct.	Female	Pct.	Total	Male	Pct.	Female	Pct.	Total	Male	Pct.	Female	Pct.	Total
1,075	53.0%	954	47.0%	2,029	1,791	42.7%	2,399	57.3%	4,190	2,866	46.1%	3,353	53.9%	6,219

Source: IPEDS Fall Enrollment Survey

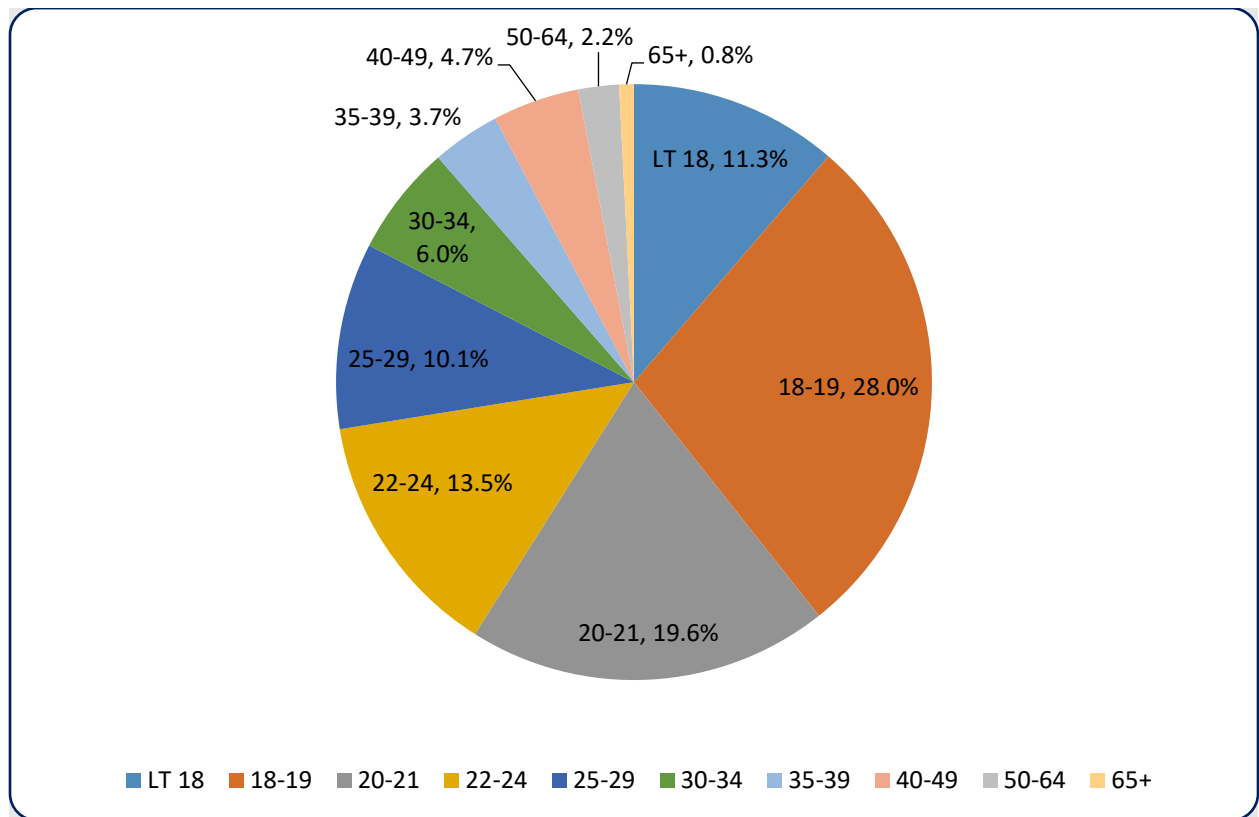
Undergraduate Enrollment by Gender and Attendance Status



Mercer County Community College Institutional Profile 2024

Table II.C.3.c – Undergraduate Enrollment by Age, Fall 2023

		< 18	18-19	20-21	22-24	25-29	30-34	35-39	40-49	50-64	65+	Unkn	Total
FT	Number	38	1,055	459	201	113	66	31	50	16			2,029
	Percent	1.9%	52.0%	22.6%	9.9%	5.6%	3.3%	1.50%	2.5%	0.8%			100%
PT	Number	667	687	761	637	516	307	201	243	119	52		4,190
	Percent	15.9%	16.4%	18.2%	15.2%	12.3%	7.3%	4.8%	5.8%	2.8%	1.2%		100%
Total	Number	705	1742	1,220	838	629	373	232	293	135	52		6,219
	Percent	11.3%	28.0%	19.6%	13.5%	10.1%	6.0%	3.7%	4.7%	2.2%	0.8%		100%



**Mercer County Community College
Institutional Profile 2024**

Table II.C.4 – Financial Aid from State, Federal & Institution-Funded Programs, AY 2022-23

Financial Aid	Recipients	Dollars (\$)	\$ / Recipient
Federal Programs			
Pell Grants	2,101	\$7,471,687	\$3,556
College Work-Study	90	\$244,132	\$2,713
Perkins Loans	0	\$0	\$0
SEOG	462	\$305,200	\$661
Stafford Loans (subsidized)	640	\$1,802,123	\$2,816
Stafford Loans (unsubsidized)	704	\$2,614,503	\$3,714
PLUS Loans	51	\$723,636	\$14,189
SMART & ACG or Other	0	0	0
CARES ACT – HEERF Student Aid	1,155	\$2,589,728	\$2,242
State Programs			
TAG	999	\$1,592,238	\$1,594
EOF	586	\$749,098	\$1,278
Other State Pgms, Outstanding Scholars(OSRP, NJ-GIVS,WTC etc.	6	\$12,738	\$2,123
Distinguished Scholars	0	\$0	\$0
Urban Scholars	0	\$0	\$0
CCOG	573	\$1,147,097	\$2,002
NJ CLASS Loans	12	\$284,493	\$23,708
NJ STARS	50	\$146,955	\$2,939
Institutional Programs			
Grants / Scholarships	283	\$488,231	\$1,725
Loans	0	0	0

Source: NJIPEDS Form #41 Student Financial Aid Report

Table II.C.5 – fall 2023 First-time Undergraduate Enrollment by State Residence

First-Time Degree-seeking students				Total College Degree-seeking students			
State Residents	Non-state Residents	Total	% of State Residents	State Residents	Non-state Residents	Total	% of State Residents
1,117	59	1,176	95.0%	4,909	260	5,169	95.0%

Source: IPEDS Fall Enrollment Survey, Part C

**Mercer County Community College
Institutional Profile 2024**

D. Student Outcomes

Table II.D.1.b – Two-year Graduation Rate of Fall 2020 Full-time, First-time Degree/Certificate Seeking Students

	Total	
	Number	Percent
Fall 2020 Cohort	671	
Graduated after 2 years	80	11.9%

Table II.D.1.c – Three-year Graduation & Transfer rates of Fall 2020 Full-time, First-time Degree/Certificate Seeking Students

	AI / PI		Asian		Black		Hispanic		Alien		Not Rptd		2 or more		White		Total	
	#	%	#	%	#	%	#	%	#	%	#	%	#	%	#	%	#	%
2020 Cohort			60		130		163		19		36		28		235		671	
Grad. 3 years			11	18.3%	12	9.2%	27	16.6%	3	15.8%	11	30.6%	8	28.6%	68	28.9%	140	21%
Transferred	0	0%	20	33.3%	29	22.3%	24	14.7%	2	10.5%	4	11.1%	11	39.3%	55	23.4%	145	22%

Table II.D.2 – Third Semester Retention of First-time Undergraduates, Fall 2022 to Fall 2023

Full-Time			Part-time		
FA 22 First-time undergraduate	Retained in fall 2023	Retention Rate	FA 22 First-time undergraduate	Retained in fall 2023	Retention Rate
733	467	63.7%	518	242	46.7%

Source: IPEDS Fall Enrollment Survey Part E

**Mercer County Community College
Institutional Profile 2024**

Table II.E.1 – Full-time Faculty by Race/Ethnicity, Sex, Tenure Status and Academic Rank – Fall 2023

	White		Black		Hispanic		Asian		Am.Ind.		Pac.Is.		Alien		Unknown		Total	
Tenured	M	F	M	F	M	F	M	F	M	F	M	F	M	F	M	F	M	F
Professor	26	23	2	3	1			3									29	29
Associate Prof	12	7		2													12	9
Assistant Prof	1	1		1													1	2
All Others																		
Total	39	31	2	6				3									42	40
Without Tenure																		
Professor																		
Associate Prof																		
Assistant Prof	6	11	1	2			1	3								1	8	16
All Others																		
Total	6	11	1	2			1	3								1	8	16
Total																		
Professor	26	23	2	3	1			3									29	29
Associate Prof	12	7		2													12	9
Assistant Prof	7	12	1	3			1	3									9	18
All Others																		
Total	45	42	3	8	1		1	6									50	56

Table II.E.2 Percentage of Courses Sections Taught by Full-time Faculty – Fall 2023

[Note:* Others includes full-time staff and Teaching Assistants]

	Full-time Faculty		Part-time Faculty		*Others	
Total number of course sections	Number	Percent	Number	Percent	Number	Percent
1,071	504	47%	537	50%	30	3%

Table II.E.3 Ratio of Full-time to Part-time faculty – Fall 2023

Full-time		Part-time		Total	
Number	Percent	Number	Percent	Number	Percent
106	25.7%	307	74.3%	413	100%

Source: IPEDS Human Resources Survey

Mercer County Community College Institutional Profile 2024

Characteristics of the Trustees

Table F.1 – Race / Ethnicity and Gender of the members of the Board of Trustees, Aug. 2024

Race/Ethnicity	Male	Female	Total
Caucasian	2	3	5
African-American	2	1	3
Asian, Pacific Islander	1		1
Multi Races/Ethnicity		2	2
Total	5	6	11

Source: MCCC, President's Office, Aug. 2024

Table F.2 Mercer County Community College Board of Trustees – 2024-25

https://mccc.edu/welcome_bot.shtml

Ms. Kristin Appelget (Board Chair)	Assistant Vice President	Princeton University
Dr. Lawrence Nespoli (Vice Chair)	Retired	NJ Council of County Colleges
Ms. Julie Blake	School Counselor	Hunterdon Central H.S.
Mr. Eashwayne Haughton	Director, Public Affairs	Capital Impact Group
Dr. Shannon Mason	Owner	Shannon Manson LLC
Dr. Daryl Minus-Vincent	Executive County Superintendent	Mercer County Off. Of Educ.
Mr. Gregory J Puliti (Board Treasurer)	Retired	NJ Dept. of Banking and Insurance
Ms. Scarlett Rajski	Director, Legislative Affairs	NJ Schools Dev. Auth.
Dr. Aamir Rehman	Partner	Innate Capital Partners
Dr. Deborah Preston (Board Secretary) (ex-officio)	President	Mercer County Community College

Alumni Trustee:

Jordan Bostick



Mercer County Community College Institutional Profile 2024

G. Profile of Institution

Mercer County Community College was established in 1966. It began operations in the summer of 1967 after incorporating the former Trenton Junior College and The School of Industrial Arts, an institution whose history dates from 1898. Initially housed in various rented facilities in downtown Trenton, the college moved in 1972 to a comprehensive new campus located on 290 acres adjacent to a sprawling new county park in suburban/rural West Windsor Township. Limited operations continued in Trenton until 1976, when the newly constructed Trenton Campus opened as a visible sign of the college's continuing commitment to serve the Trenton community.

Degree and Certificate Programs

Mercer's educational offerings are designed to meet the needs of our community. Through more than 90 program options, including 3 fully online options, students may earn an Associate in Arts (AA), Associate in Fine Arts (AFA), Associate in Science (AS) or Associate in Applied Science (AAS) degree or a Certificate of Proficiency. Unique programs including Funeral Service and Aviation continue to draw a large number of out-of-county students to Mercer. Noncredit offerings cover a wide spectrum, including customized corporate training, continuing professional education, personal interest courses, entry-level employment skills development, and adult basic education. There are also many youth-oriented year-round programs and summer camps.

Credit Programs by Degree Type – Fall 2024**Access Programs**

English-as-a-Second Language	Non-Degree Jump Start
LPN-RN Advanced Placement	Non-Degree Other College
Non-Degree Dual Enrollment	Non-Degree Personal Development

Associate of Arts

Communication
Communication – Speech & Theatre
Dance
Education
Theatre
Liberal Arts | Liberal Arts Online | Global Studies

Associate of Fine Arts

Dance
Photography
Theatre
Visual Arts – Art History | Ceramics | Sculpture | Fine Arts

Associate of Science

Architecture
Aviation Management
Biology
Business Administration | Global Business | Sports Management
Chemistry
Computer Information Systems
Computer Science
Communication – New Media
Criminal Justice | Corrections | Corrections Online | Law-Enforcement
Culinology | Food Science
Engineering Science
Exercise Science
Math
Music
Nursing (ADN)
Nursing Co-op (St. Francis Medical Center)
Occupational Therapy Assistant (in cooperation with Rutgers University)
Physics
Plant Science

Mercer County Community College Institutional Profile 2024

Public Health
Sustainability

Associate of Applied Science

Accounting
Advanced Manufacturing Technology
Advertising & Graphic Design
Audio Production
Automotive Technology
Aviation Flight Technology | Rotorcraft Transition Pilot
Business Studies | Business Systems | Entrepreneurship | Management |
Software Professional
Civil Engineering Technology
Culinary Arts | Pastry Arts
Digital Film
Digital Media Arts – 3D Animation | Multimedia | Web Design
Early Childhood Education – Special Education Assistant
Electronics Engineering Technology
Entertainment Technology – Technical Theatre | Music Technology
Fashion Apparel Design
Fashion Merchandizing
Fire Science Technology
Funeral Services
Funeral Services – Preparatory
Game Design
Game Programming
Health Information Technology (in cooperation with Camden County College)
Health Science | Health Science - Radiography
Heating, Refrigeration & Air Conditioning
Hotel, Restaurant & Institutional Management
Illustration
Information Technology
Information Technology – Cybersecurity
Legal Studies & Professional Ethics
Medical Laboratory Technology
Ornamental Horticulture – Horticulture | Floral design | Landscape Design
Physical Therapy Assistant
Professional Studies
Radiography
Respiratory Care (in cooperation with Brookdale Community College)
Security Systems Technology
Television

Certificates of Proficiency and Achievement (CRT)

3-D Animation
Accounting: CPA Education Compliance | Business 24
Administrative Support
Advances Manufacturing Technology
Bookkeeping - CRT
Catering Management
Commercial Photography - CRT
Computer Support Specialist - CRT
Computer Science
Dance - CRT
Data Analytics
Database Administration
Database Concepts and Skills Associate - CRT
Electronics Engineering Technology
Engineering Science (Transfer Cert.)
Entrepreneurial Management - CRT
Funeral Service
Heating, Refrigeration & Air Conditioning
Information Technology
IT System Analyst Associate - CRT
Medical Laboratory Assistant
Medical Office Assistant
Microcomputer Applications
Mobile & Web Computing
Oracle SQL Programming and Database Design Specialist - CRT
Ornamental Horticulture
Paralegal
Photography
Professional Acting - CRT
Professional Baking
Professional Cooking
Small Business Management
Web Design
Web Development - CRT

Mercer County Community College Institutional Profile 2024

H. Major Research and Public Service Activities

1. Research and Development Expenditures, FY 2023

	Dollar Amount (\$)
Federally Financed Academic R&D Expenditures	0
Institutionally Financed Academic R&D Expenditures	0
Total Academic R&D Expenditures	0

1. Research

- Statewide Longitudinal Data System participant
- Institutional Strategic Plan 2021 – 2026
- Voluntary Framework of Accountability
- College Data Book
- Program and Curriculum Reviews to support retention

2. Public Service Activities

Mercer County Community College is a cultural hub. MCCC has always put an emphasis on community, offering a variety of programs and facilities to serve lifelong learners of all ages, including:

Dual Enrollment

The College's dual enrollment program has continued to expand, including area high schools and the County Vocational Technical School's Health Science Academy, STEM Academy, Culinary Arts Academy, and Career Preparation Program.

Title II ESL and GED Courses for Adults – Community Education and Training (CET)

The English as a Second Language (ESL) offers grant funded, non-credit classes that provide students an opportunity to learn English so that they gain employment, function better in their role or realize upward mobility in their current career. ESL classes through Title II increase and improve students' knowledge of American culture and daily life. CET has also introduced Integrated Education and Training for advanced level students to learn a new workforce skill and gain a credential in the culinary or healthcare industry. The GED course helps students analyze their strengths and weaknesses, so they can focus their studying on the areas that they need most. They learn the basics of what is needed to succeed on the four GED test modules: Reasoning through Language Arts, Social Studies, Science, and Mathematical Reasoning.

Mercer County Community College Institutional Profile 2024

Mercer County Holocaust, Genocide and Human Rights Education Center

Here community members find essential support for educators, local organizations, and the Mercer County community at large in order to better understand and teach the concepts and lessons of the Holocaust and other genocides. Toward assisting in educating K-12 students, the Center presents lesson planning workshops for area public school teachers. Ongoing exhibits and film presentations, as well as a wealth of other resources, including the latest audio, video, and print media serve the Center's information-sharing mission.

University Center

Thanks to agreements with Rutgers University and other partners, students may earn bachelor's and even master's degrees without leaving campus.

WWFM The Classical Network

A public radio station with local roots going back to 1982, WWFM's The Classical Network represents New Jersey's only full-time classical music station — and also offers an all-jazz channel.

Mercer Institute

Mercer Institute's mission is to provide organizations with cost-effective, efficient, and convenient workforce training, development, and assessment solutions. For over 35 years, we have partnered with businesses to deliver innovative, high-quality, and customer-focused programs that enhance employee skills and ensure organizational success. With tailored solutions, real-world expertise, and flexible delivery options, Mercer Institute fosters continued growth and achieves sustainable results for businesses.

Student Access and Educational Equity

Educational Equity aims to expand access and success at Mercer County Community College for all underrepresented groups, with a particular focus on first-generation, lower-income students, and historically underrepresented groups such as men of color, non-traditional students, and students deemed academically at-risk. The department is committed to ensuring that all students have access to a support system that enables them to have an enriching and successful college experience which includes programming, advising and support from retention to graduation.

Camp College

Just one of our many youth programs, Camp College at Mercer offers an enriching alternative to traditional summer day camps. Camp College in the summer provides an opportunity for children and teens aged 6 to 16 to pursue their interests, learn new skills, and connect with friends. Kelsey Kids Playshops and Tomato Patch are ideal for those with an early interest in the performing arts.

Youth College

Mercer County Community College Institutional Profile 2024

The Youth College programs at MCCC are educational programs designed to prepare youth from middle school through high school (7th through 12th grade) with college and workforce preparedness. Programs include an Educational Talent Search, NJ Gear Up, Trio and Upward Bound.

Kelsey Theatre

Known as the premiere family theatre in central New Jersey, Kelsey Theatre at MCCC is an intimate performance venue located on the West Windsor Campus. The cultural events season features musicals, comedies, drama, world music and dance involving nationally recognized professional groups as well as community theater groups, semi-professional companies, The Mercer Dance Ensemble, The Kelsey Players, and student productions. In addition, The Kelsey Kids Series offers events just for children.

The Conference Center at Mercer

The 38,000-square-foot, state-of-the-art Conference Center at Mercer serves as an ideal meeting and learning environment for the professional community. Services include professional conference planning, custom-designed training programs, full food and beverage services, flexible room configurations, and on-site technical support. Physical features include a 219-seat conference style auditorium; modern, spacious atrium for breakouts, exhibits, and social events; high-tech computer training labs; and eight seminar-style and breakout rooms.

MCCC Foundation

The MCCC Foundation supports MCCC's mission of making high-quality education available to deserving students in a deserving community.

Mercer County Fire Academy

The Academy is a division of Mercer County Community College. The Mercer County Fire Academy is located at the Captain John T. Dempster, Sr. Fire Service Training Center located in Lawrenceville. Set in a suburban area, the original mission was to provide a central training focus for the fire service community in and around Mercer County. In addition to offering an AAS degree in Fire Science, the Dempster Center has an ever-expanding role in providing training certification courses and programs to Fire and EMS personnel in the Mercer County region.

Mercer County Police Academy

Recognizing the need for professional, well trained police officers, the Mercer County Prosecutor's Office, Mercer County Sheriff's Office, Mercer County Chiefs of Police Association, Mercer County government, and Mercer County Community College collaborate to offer the Mercer County Police Academy offering the Basic Course for Police Officers, Park Rangers and Corrections Officers, an Alternate Route Program, in-service training, and regional trainings. The Police Academy has been in operation since October 2006, when the New Jersey Police Training Commission certified the Mercer County Police Academy.

Mercer County Community College Institutional Profile 2024

I. Major Capital Projects

The following Chapter 12 projects were scheduled and completed in FY 2024:

- Liberal Arts (LA) / Conference Center (MC) Generator Replacement
- Physical Education (PE) building Generator Replacement
- Communications (CM) building Fire Alarm Replacement
- James Kerney Campus Roadway / parking Lot Paving
- Soccer Field Turf Replacement
- Softball Field Turf Installation
- Baseball Field Fence Replacement
- Student Drop-off Paving
- Student Drop-off Lighting
- Liberal Arts HVAC Replacement
- Engineering Systems (ES) building Fire Alarm Replacement
- Grease Trap Replacement
- James Kerney Campus Fire Alarm Replacement
- Trenton Hall Floor Replacement
- Liberal Arts (LA) Hallway Flooring Replacement