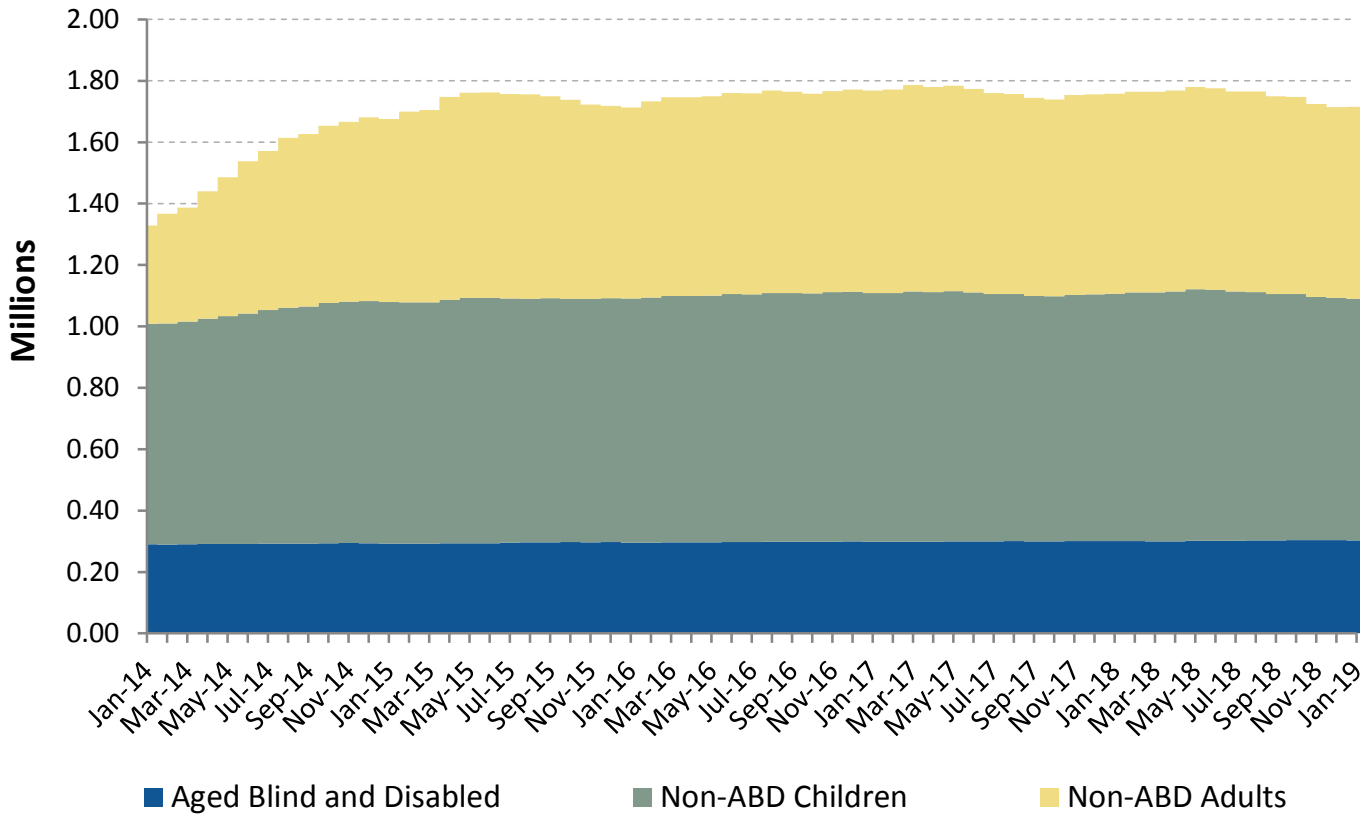


NJ FamilyCare* Enrollment Summary - January 2019

Eligibility Category	Age < 21	Age > 20	Total
Aged	0	96,613	96,613
Blind	45	760	805
Disabled	29,388	176,404	205,792
Non-ABD Children	786,410	0	786,410
Non-ABD Adults	19,257	606,725	625,982
Total	835,100	880,502	1,715,602

NJ FamilyCare* Enrollment Summary



* - **NJ FamilyCare** includes all individuals receiving public medical assistance through the Division of Medical Assistance and Health Services and includes those eligible for federal reimbursement through the Medicaid program and Children's Health Insurance Program established in the federal Social Security Act and those eligible for other public medical assistance programs established through various state laws.

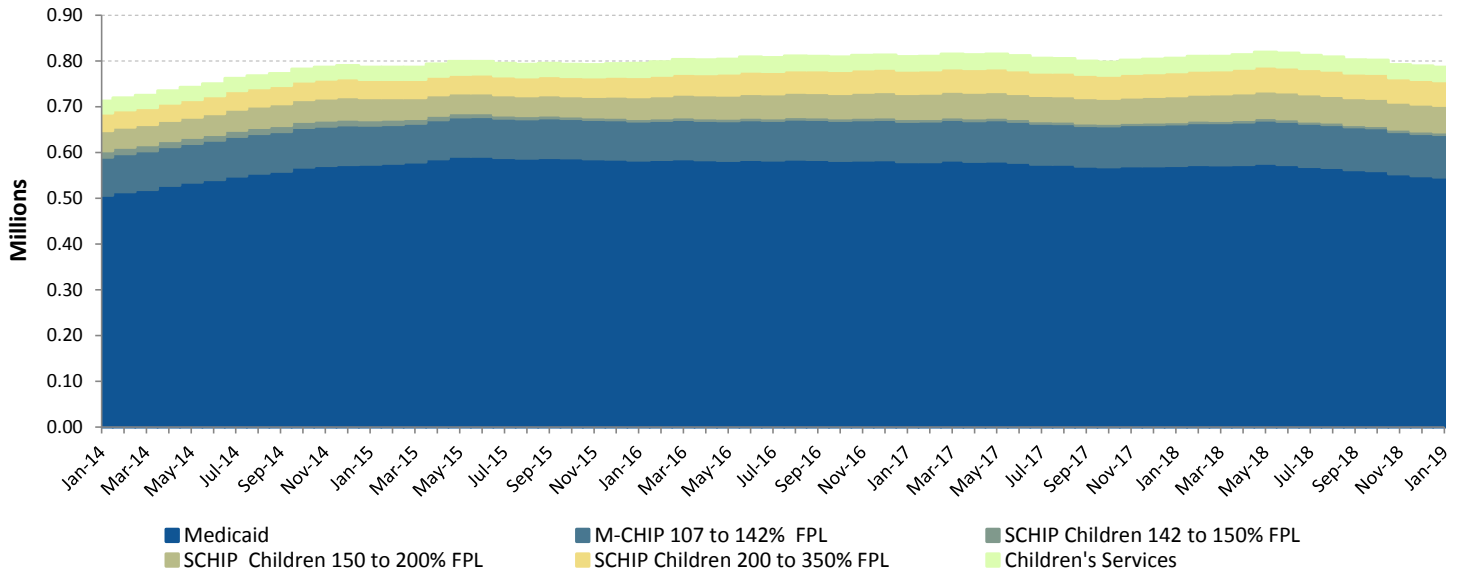
NJ FamilyCare Enrollment Report

Non-ABD Children - January 2019

County	Medicaid	M-CHIP 107 to 142% FPL	SCHIP Children 142 to 150% FPL	SCHIP Children 150 to 200% FPL	SCHIP Children 200 to 350% FPL	Children's Services	Total
Atlantic	21,352	3,246	191	2,133	1,502	1,426	29,850
Bergen	27,673	6,646	383	4,981	5,608	1,349	46,640
Burlington	16,474	2,742	184	2,097	2,052	2,454	26,003
Camden	46,985	6,108	297	2,768	2,562	2,390	61,110
Cape May	5,148	806	49	634	546	454	7,637
Cumberland	16,094	2,586	207	1,671	1,193	1,075	22,826
Essex	82,678	10,927	307	4,252	3,385	3,158	104,707
Gloucester	13,047	1,985	126	1,324	1,509	1,558	19,549
Hudson	57,550	9,529	475	4,905	4,016	1,245	77,720
Hunterdon	2,156	386	52	394	453	436	3,877
Mercer	22,272	3,700	253	2,599	1,970	2,003	32,797
Middlesex	38,115	8,931	603	6,317	5,822	1,631	61,419
Monmouth	23,609	4,553	301	2,878	2,796	1,735	35,872
Morris	10,288	2,370	146	2,051	1,961	1,144	17,960
Ocean	51,139	8,062	626	6,503	7,698	1,883	75,911
Passaic	52,827	9,435	615	4,942	4,046	1,063	72,928
Salem	4,590	589	45	351	269	538	6,382
Somerset	8,942	2,183	108	1,503	1,491	727	14,954
Sussex	3,244	660	52	605	668	589	5,818
Union	37,511	6,993	369	4,485	3,813	1,346	54,517
Warren	4,420	734	49	602	551	403	6,759
Other	5	0	0	0	0	1,169	1,174
Total	546,119	93,171	5,438	57,995	53,911	29,776	786,410

Includes children eligible through CHIPRA - 10,461

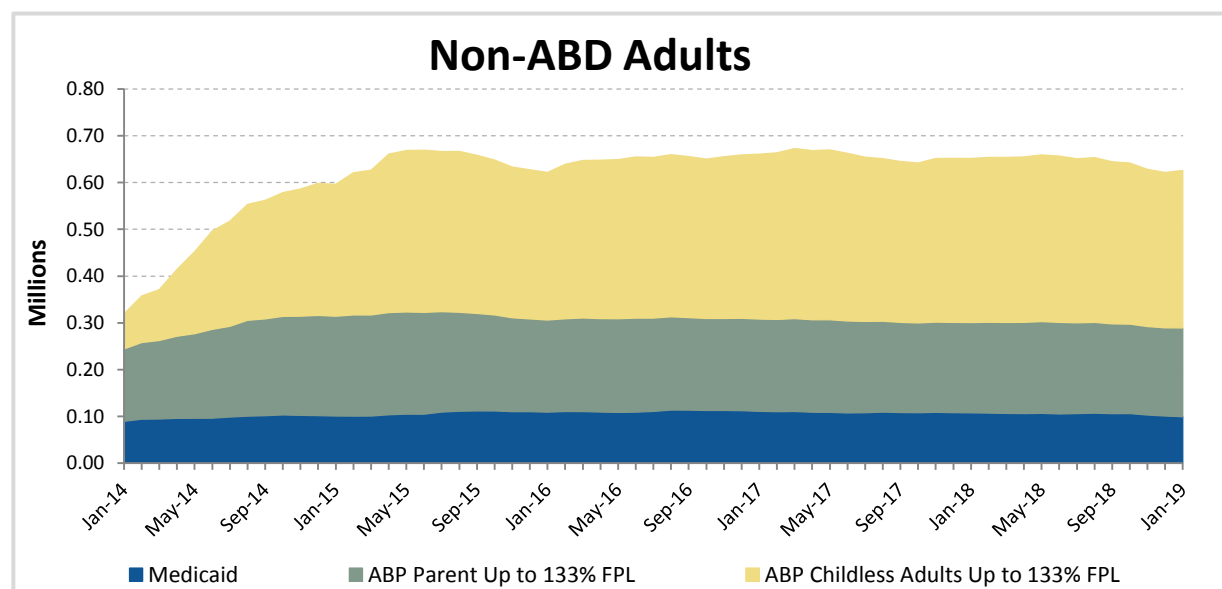
Non-ABD Children



NJ FamilyCare Enrollment Report

Non-ABD Adults - January 2019				
County	Medicaid *	ABP Parent Up to 133% FPL	ABP Childless Adults Up to 133% FPL	Total
Atlantic	4,074	7,884	14,446	26,404
Bergen	4,824	12,852	26,843	44,519
Burlington	4,274	5,652	12,849	22,775
Camden	10,746	15,048	30,837	56,631
Cape May	1,109	1,994	4,138	7,241
Cumberland	2,956	4,345	7,444	14,745
Essex	16,275	25,828	46,648	88,751
Gloucester	3,201	4,968	9,553	17,722
Hudson	9,149	21,210	33,046	63,405
Hunterdon	391	786	2,411	3,588
Mercer	3,956	6,114	11,772	21,842
Middlesex	6,390	14,707	26,987	48,084
Monmouth	4,070	7,360	17,876	29,306
Morris	2,003	3,971	9,922	15,896
Ocean	6,897	18,467	19,050	44,414
Passaic	8,414	19,517	26,608	54,539
Salem	1,129	1,365	2,540	5,034
Somerset	1,408	2,942	6,315	10,665
Sussex	838	1,560	3,739	6,137
Union	6,112	11,719	20,482	38,313
Warren	1,062	1,605	3,300	5,967
Other	3	0	1	4
Total	99,281	189,894	336,807	625,982

* Includes pregnant women eligible through CHIPRA - 1,575



NJ FamilyCare Enrollment Report

ABD Eligibles - January 2019				
County	Aged	Blind	Disabled	Total
Atlantic	2,691	21	8,282	10,994
Bergen	11,845	49	10,896	22,790
Burlington	2,490	27	8,801	11,318
Camden	4,805	85	20,438	25,328
Cape May	1,106	4	2,623	3,733
Cumberland	1,568	20	7,662	9,250
Essex	9,761	136	30,025	39,922
Gloucester	1,516	20	6,564	8,100
Hudson	11,660	95	19,990	31,745
Hunterdon	530	8	1,521	2,059
Mercer	3,349	40	11,912	15,301
Middlesex	10,905	58	12,561	23,524
Monmouth	4,619	44	10,004	14,667
Morris	4,202	16	5,332	9,550
Ocean	3,831	26	10,500	14,357
Passaic	9,609	64	15,437	25,110
Salem	442	10	2,633	3,085
Somerset	3,093	12	3,894	6,999
Sussex	630	8	2,331	2,969
Union	7,115	56	11,965	19,136
Warren	763	6	2,213	2,982
Other	83	0	208	291
Total	96,613	805	205,792	303,210

Includes 40,620 individuals in home and community-based waiver programs

