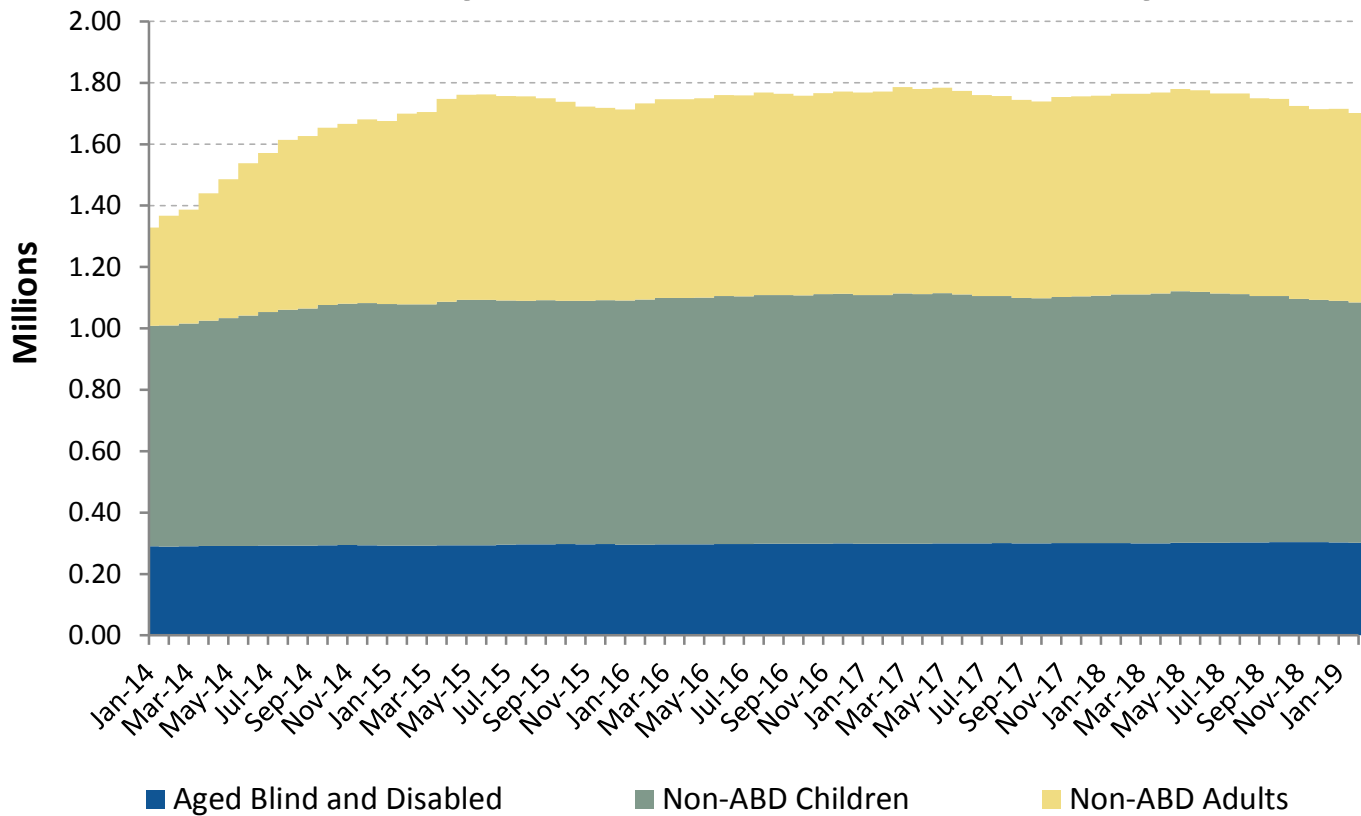


NJ FamilyCare* Enrollment Summary - February 2019

Eligibility Category	Age < 21	Age > 20	Total
Aged	0	96,027	96,027
Blind	45	764	809
Disabled	29,354	175,910	205,264
Non-ABD Children	782,188	0	782,188
Non-ABD Adults	19,297	598,445	617,742
Total	830,884	871,146	1,702,030

NJ FamilyCare* Enrollment Summary

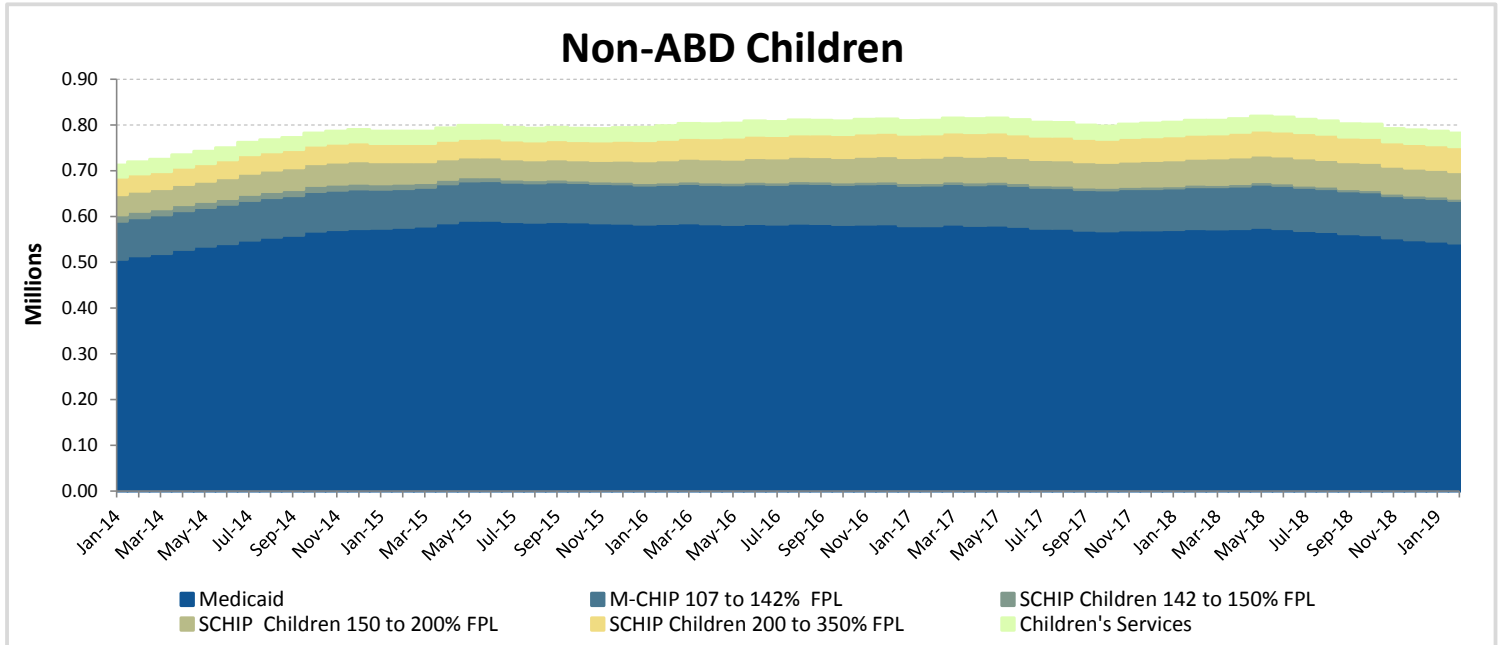


* - **NJ FamilyCare** includes all individuals receiving public medical assistance through the Division of Medical Assistance and Health Services and includes those eligible for federal reimbursement through the Medicaid program and Children's Health Insurance Program established in the federal Social Security Act and those eligible for other public medical assistance programs established through various state laws.

NJ FamilyCare Enrollment Report

Non-ABD Children - February 2019							
County	Medicaid	M-CHIP 107 to 142% FPL	SCHIP Children 142 to 150% FPL	SCHIP Children 150 to 200% FPL	SCHIP Children 200 to 350% FPL	Children's Services	Total
Atlantic	21,255	3,174	194	2,162	1,551	1,424	29,760
Bergen	27,359	6,636	382	4,933	5,701	1,368	46,379
Burlington	16,457	2,749	191	2,119	2,087	2,440	26,043
Camden	46,697	6,110	296	2,789	2,574	2,372	60,838
Cape May	5,145	817	55	633	553	453	7,656
Cumberland	16,117	2,606	212	1,680	1,194	1,070	22,879
Essex	81,581	10,783	307	4,290	3,409	3,141	103,511
Gloucester	13,011	1,963	124	1,338	1,474	1,536	19,446
Hudson	56,727	9,451	472	4,857	4,064	1,274	76,845
Hunterdon	2,158	378	52	388	474	442	3,892
Mercer	21,948	3,691	244	2,600	2,046	1,985	32,514
Middlesex	37,701	8,907	609	6,324	5,824	1,668	61,033
Monmouth	23,581	4,529	313	2,909	2,803	1,770	35,905
Morris	10,182	2,342	155	2,076	1,981	1,129	17,865
Ocean	51,085	8,265	602	6,537	7,734	1,889	76,112
Passaic	52,409	9,414	621	4,934	4,079	1,065	72,522
Salem	4,573	589	45	312	292	544	6,355
Somerset	8,806	2,168	104	1,507	1,531	744	14,860
Sussex	3,218	683	51	612	675	589	5,828
Union	37,133	6,977	373	4,453	3,789	1,341	54,066
Warren	4,344	743	47	599	553	411	6,697
Other	5	0	0	0	0	1,177	1,182
Total	541,492	92,975	5,449	58,052	54,388	29,832	782,188

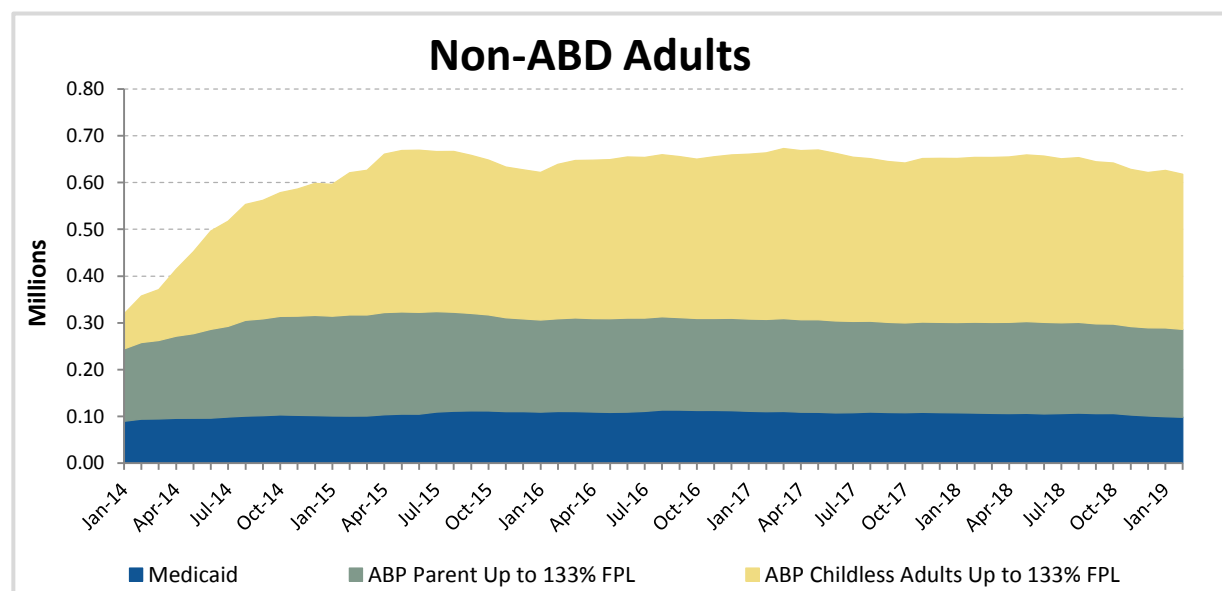
Includes children eligible through CHIPRA - 10,459



NJ FamilyCare Enrollment Report

Non-ABD Adults - February 2019				
County	Medicaid *	ABP Parent Up to 133% FPL	ABP Childless Adults Up to 133% FPL	Total
Atlantic	3,991	7,835	14,165	25,991
Bergen	4,745	12,640	25,901	43,286
Burlington	4,272	5,613	12,695	22,580
Camden	10,768	14,821	30,757	56,346
Cape May	1,083	1,996	4,085	7,164
Cumberland	2,964	4,341	7,359	14,664
Essex	16,171	25,326	45,582	87,079
Gloucester	3,226	4,928	9,431	17,585
Hudson	8,943	20,985	32,190	62,118
Hunterdon	393	779	2,403	3,575
Mercer	3,874	6,070	11,695	21,639
Middlesex	6,286	14,586	26,568	47,440
Monmouth	4,030	7,306	17,791	29,127
Morris	1,976	3,904	9,764	15,644
Ocean	6,906	18,403	18,914	44,223
Passaic	8,235	19,393	26,460	54,088
Salem	1,115	1,326	2,462	4,903
Somerset	1,374	2,874	6,190	10,438
Sussex	846	1,560	3,663	6,069
Union	5,923	11,604	20,344	37,871
Warren	1,038	1,604	3,267	5,909
Other	2	0	1	3
Total	98,161	187,894	331,687	617,742

* Includes pregnant women eligible through CHIPRA - 1,625



NJ FamilyCare Enrollment Report

ABD Eligibles - February 2019				
County	Aged	Blind	Disabled	Total
Atlantic	2,669	21	8,278	10,968
Bergen	11,848	48	10,861	22,757
Burlington	2,470	27	8,802	11,299
Camden	4,796	84	20,420	25,300
Cape May	1,101	4	2,611	3,716
Cumberland	1,558	19	7,645	9,222
Essex	9,441	137	29,780	39,358
Gloucester	1,498	22	6,590	8,110
Hudson	11,674	95	19,947	31,716
Hunterdon	520	8	1,528	2,056
Mercer	3,354	40	11,880	15,274
Middlesex	10,854	59	12,507	23,420
Monmouth	4,607	46	10,009	14,662
Morris	4,136	17	5,306	9,459
Ocean	3,809	27	10,517	14,353
Passaic	9,564	65	15,406	25,035
Salem	443	10	2,633	3,086
Somerset	3,099	12	3,876	6,987
Sussex	628	7	2,329	2,964
Union	7,122	55	11,921	19,098
Warren	755	6	2,210	2,971
Other	81	0	208	289
Total	96,027	809	205,264	302,100

Includes 40,481 individuals in home and community-based waiver programs

