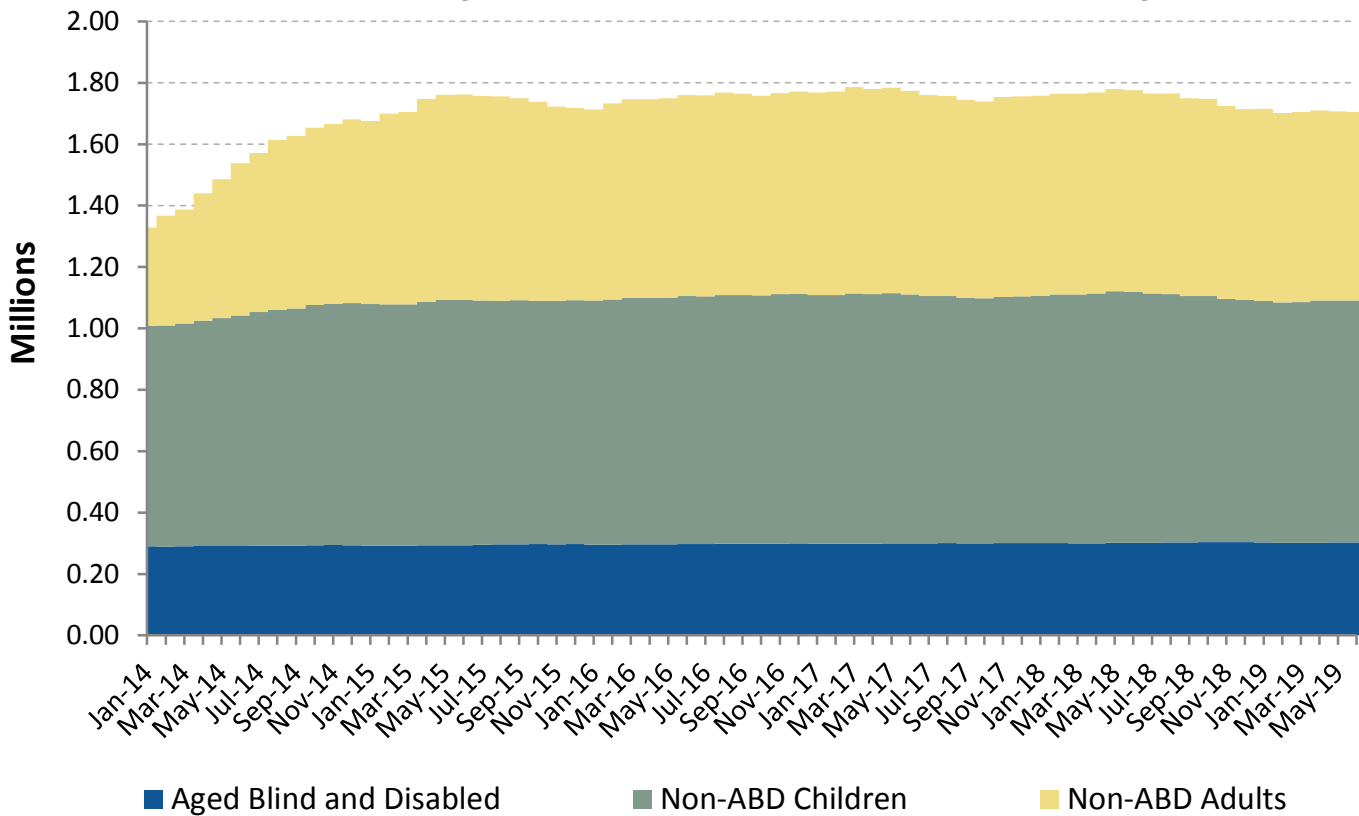


## NJ FamilyCare\* Enrollment Summary - June 2019

Eligibility Category	Age < 21	Age > 20	Total
Aged	0	96,705	96,705
Blind	45	763	808
Disabled	29,351	175,779	205,130
Non-ABD Children	787,972	0	787,972
Non-ABD Adults	20,168	594,295	614,463
<b>Total</b>	<b>837,536</b>	<b>867,542</b>	<b>1,705,078</b>

### NJ FamilyCare\* Enrollment Summary



\* - **NJ FamilyCare** includes all individuals receiving public medical assistance through the Division of Medical Assistance and Health Services and includes those eligible for federal reimbursement through the Medicaid program and Children's Health Insurance Program established in the federal Social Security Act and those eligible for other public medical assistance programs established through various state laws.

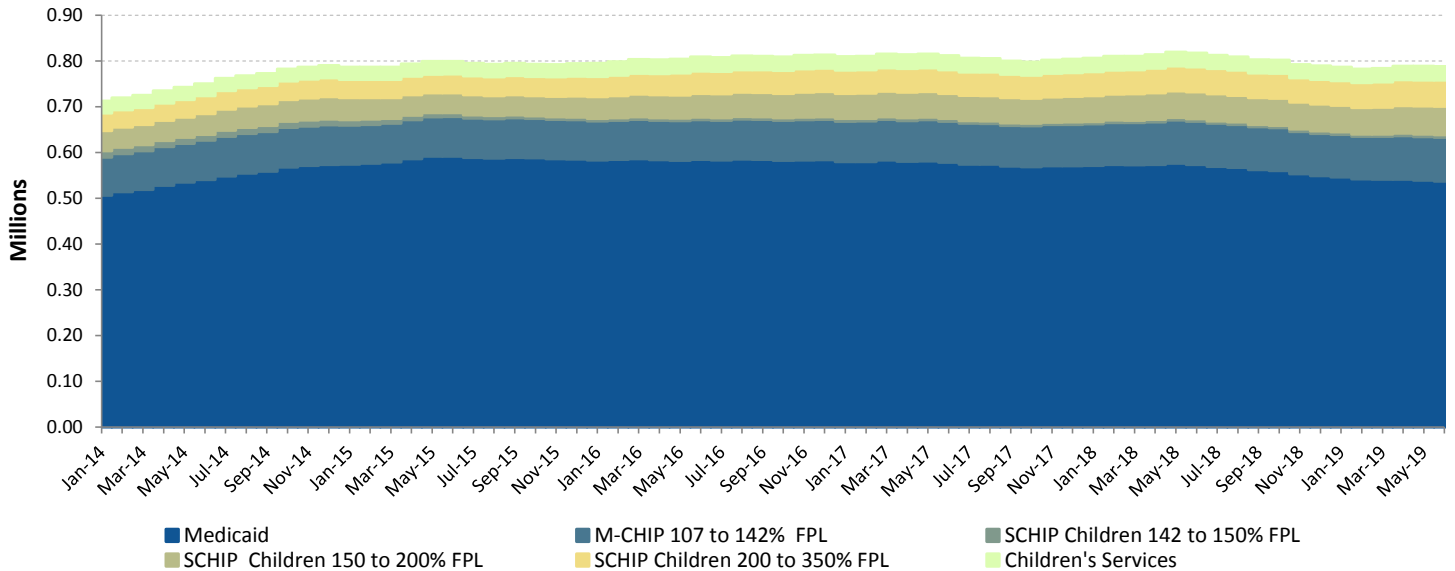
# NJ FamilyCare Enrollment Report

## Non-ABD Children - June 2019

County	Medicaid	M-CHIP 107 to 142% FPL	SCHIP Children 142 to 150% FPL	SCHIP Children 150 to 200% FPL	SCHIP Children 200 to 350% FPL	Children's Services	Total
Atlantic	21,427	3,400	216	2,221	1,671	1,381	30,316
Bergen	27,378	6,817	379	5,025	5,964	1,483	47,046
Burlington	16,411	2,747	217	2,324	2,194	2,319	26,212
Camden	46,558	6,314	357	3,007	2,728	2,385	61,349
Cape May	5,062	850	56	638	572	460	7,638
Cumberland	16,052	2,692	226	1,725	1,229	1,048	22,972
Essex	78,395	11,079	379	4,803	3,699	3,179	101,534
Gloucester	12,941	2,065	127	1,479	1,472	1,535	19,619
Hudson	56,206	9,591	560	5,308	4,297	1,261	77,223
Hunterdon	2,131	418	43	390	519	432	3,933
Mercer	22,101	3,832	291	2,721	2,173	2,156	33,274
Middlesex	37,480	9,093	679	6,765	6,138	1,662	61,817
Monmouth	23,215	4,677	335	3,218	3,013	1,842	36,300
Morris	10,070	2,329	160	2,057	1,958	1,151	17,725
Ocean	51,300	8,835	605	6,834	8,160	1,939	77,673
Passaic	52,257	9,587	751	5,266	4,318	1,113	73,292
Salem	4,534	605	58	332	342	532	6,403
Somerset	8,664	2,271	138	1,629	1,593	741	15,036
Sussex	3,245	685	59	687	636	570	5,882
Union	36,947	7,095	436	4,900	3,997	1,380	54,755
Warren	4,401	745	40	616	575	407	6,784
Other	8	0	0	0	0	1,181	1,189
<b>Total</b>	<b>536,783</b>	<b>95,727</b>	<b>6,112</b>	<b>61,945</b>	<b>57,248</b>	<b>30,157</b>	<b>787,972</b>

Includes children eligible through CHIPRA - 10,997

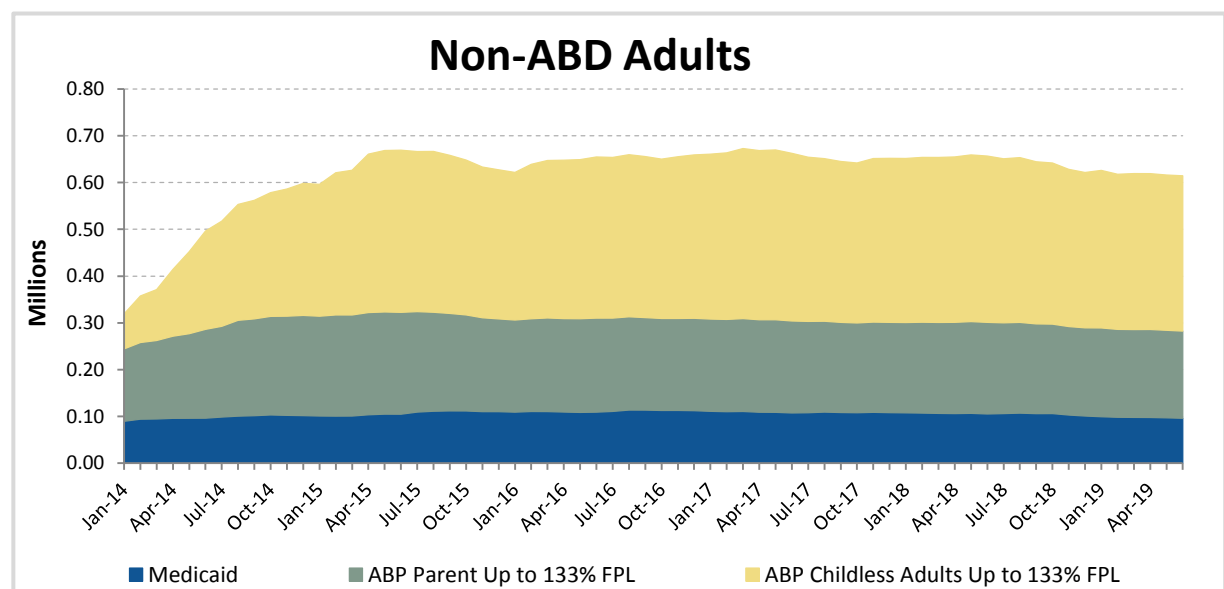
## Non-ABD Children



# NJ FamilyCare Enrollment Report

Non-ABD Adults - June 2019				
County	Medicaid *	ABP Parent Up to 133% FPL	ABP Childless Adults Up to 133% FPL	Total
Atlantic	4,040	7,942	14,592	26,574
Bergen	4,659	12,476	25,614	42,749
Burlington	4,193	5,609	12,491	22,293
Camden	10,739	14,766	31,214	56,719
Cape May	1,063	2,028	4,146	7,237
Cumberland	2,943	4,394	7,026	14,363
Essex	15,243	24,362	45,998	85,603
Gloucester	3,175	4,940	9,376	17,491
Hudson	8,688	20,856	32,422	61,966
Hunterdon	398	756	2,265	3,419
Mercer	3,828	6,074	11,909	21,811
Middlesex	6,188	14,464	26,062	46,714
Monmouth	3,820	7,150	17,584	28,554
Morris	1,925	3,785	9,657	15,367
Ocean	6,880	18,535	19,300	44,715
Passaic	8,212	19,419	26,749	54,380
Salem	1,063	1,353	2,619	5,035
Somerset	1,359	2,912	6,056	10,327
Sussex	832	1,546	3,500	5,878
Union	5,750	11,407	20,226	37,383
Warren	1,044	1,615	3,222	5,881
Other	2	1	1	4
<b>Total</b>	<b>96,044</b>	<b>186,390</b>	<b>332,029</b>	<b>614,463</b>

*\* Includes pregnant women eligible through CHIPRA - 1,634*



# NJ FamilyCare Enrollment Report

ABD Eligibles - June 2019				
County	Aged	Blind	Disabled	Total
Atlantic	2,661	21	8,299	10,981
Bergen	11,949	50	10,872	22,871
Burlington	2,485	27	8,839	11,351
Camden	4,834	85	20,433	25,352
Cape May	1,122	4	2,625	3,751
Cumberland	1,543	18	7,656	9,217
Essex	9,416	140	29,525	39,081
Gloucester	1,495	20	6,571	8,086
Hudson	11,679	93	19,832	31,604
Hunterdon	541	8	1,539	2,088
Mercer	3,380	41	11,862	15,283
Middlesex	11,092	61	12,619	23,772
Monmouth	4,647	45	10,046	14,738
Morris	4,170	19	5,282	9,471
Ocean	3,852	26	10,504	14,382
Passaic	9,647	61	15,420	25,128
Salem	468	9	2,615	3,092
Somerset	3,151	11	3,903	7,065
Sussex	641	7	2,332	2,980
Union	7,110	56	11,944	19,110
Warren	751	6	2,213	2,970
Other	71	0	199	270
<b>Total</b>	<b>96,705</b>	<b>808</b>	<b>205,130</b>	<b>302,643</b>

*Includes 42,214 individuals in home and community-based waiver programs*

