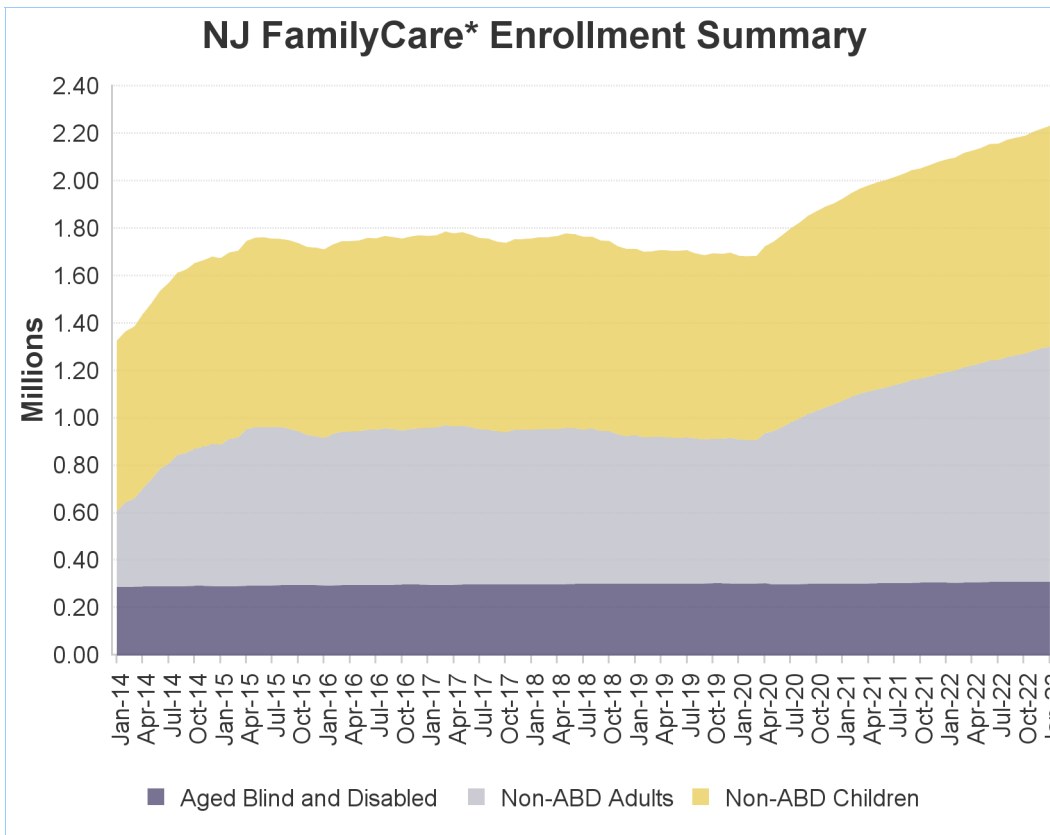


<b>NJ FamilyCare* Enrollment Summary - January 2023</b>			
<b>Eligibility Category</b>	<b>Age &lt; 21</b>	<b>Age &gt; 20</b>	<b>Total</b>
<b>Aged</b>	0	102,318	<b>102,318</b>
<b>Blind</b>	59	779	<b>838</b>
<b>Disabled</b>	31,313	177,394	<b>208,707</b>
<b>Non-ABD Children</b>	930,564	0	<b>930,564</b>
<b>Non-ABD Adults</b>	35,736	954,728	<b>990,464</b>
<b>Total</b>	<b>997,672</b>	<b>1,235,219</b>	<b>2,232,891</b>



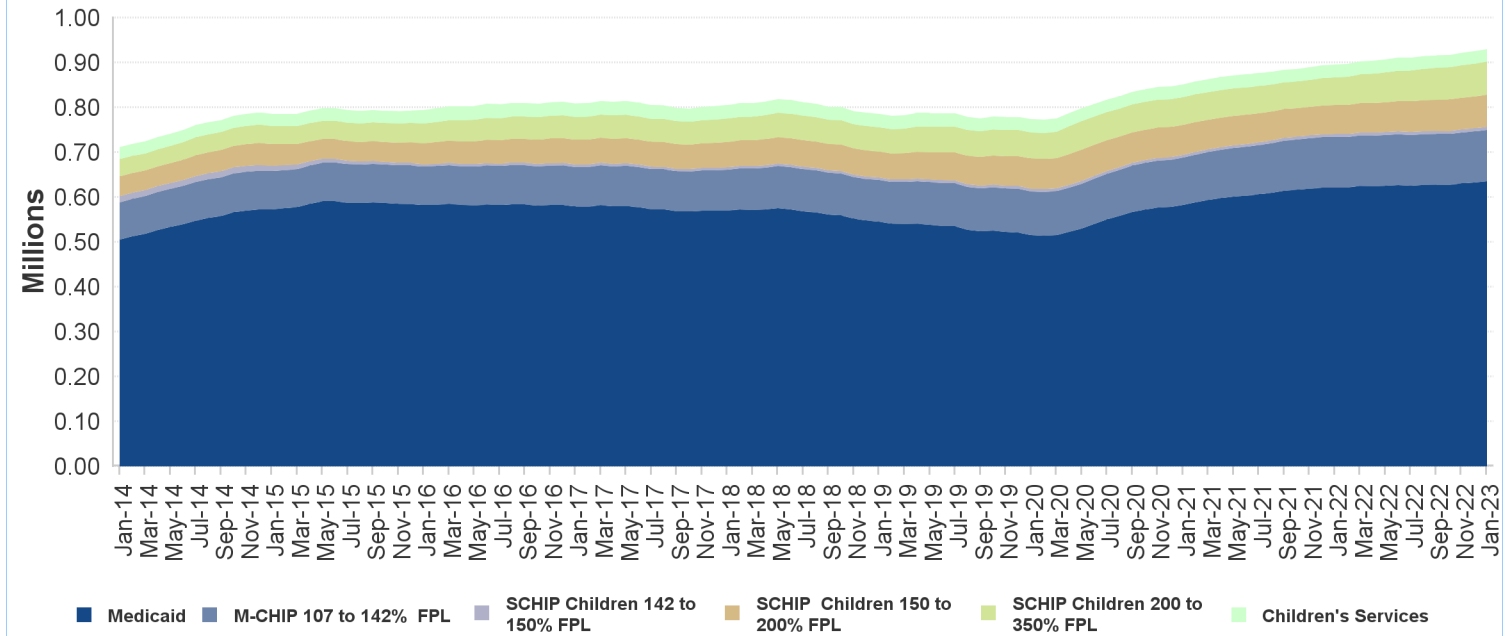
\* - **NJ FamilyCare** includes all individuals receiving public medical assistance through the Division of Medical Assistance and Health Services and includes those eligible for federal reimbursement through the Medicaid program and Children's Health Insurance Program established in the federal Social Security Act and those eligible for other public medical assistance programs established through various state laws.

## Non-ABD Children - January 2023

County	Medicaid	M-CHIP 107 to 142% FPL	SCHIP Children 142 to 150% FPL	SCHIP Children 150 to 200% FPL	SCHIP Children 200 to 350% FPL	Children's Services	Total
Atlantic	25,913	4,162	236	2,484	1,996	1,233	36,024
Bergen	34,530	7,898	486	5,704	7,437	1,709	57,764
Burlington	21,562	3,436	232	2,843	2,952	1,984	33,009
Camden	48,929	6,713	417	4,262	3,986	2,192	66,499
Cape May	5,721	906	52	663	746	363	8,451
Cumberland	19,314	3,372	203	2,164	1,768	836	27,657
Essex	86,528	12,424	577	6,660	5,631	2,513	114,333
Gloucester	16,248	2,663	86	1,543	1,916	1,333	23,789
Hudson	62,591	10,694	692	6,155	5,247	1,186	86,565
Hunterdon	2,702	604	49	388	577	391	4,711
Mercer	28,111	4,953	340	3,075	2,802	2,519	41,800
Middlesex	48,096	10,667	611	7,393	7,667	1,741	76,175
Monmouth	26,106	5,742	352	3,741	4,003	1,702	41,646
Morris	12,930	2,603	155	2,160	2,421	1,095	21,364
Ocean	65,487	12,891	750	7,934	10,588	1,756	99,406
Passaic	60,916	11,095	822	4,755	4,724	1,029	83,341
Salem	5,645	684	49	538	556	392	7,864
Somerset	11,604	2,502	144	1,853	2,017	786	18,906
Sussex	4,308	780	70	705	858	464	7,185
Union	43,613	8,532	544	5,860	5,098	1,235	64,882
Warren	5,329	929	52	758	776	356	8,200
Other	17	0	0	0	0	976	993
<b>Total</b>	<b>636,200</b>	<b>114,250</b>	<b>6,919</b>	<b>71,638</b>	<b>73,766</b>	<b>27,791</b>	<b>930,564</b>

*Includes children eligible through CHIPRA - 10,711*

### Non-ABD Children

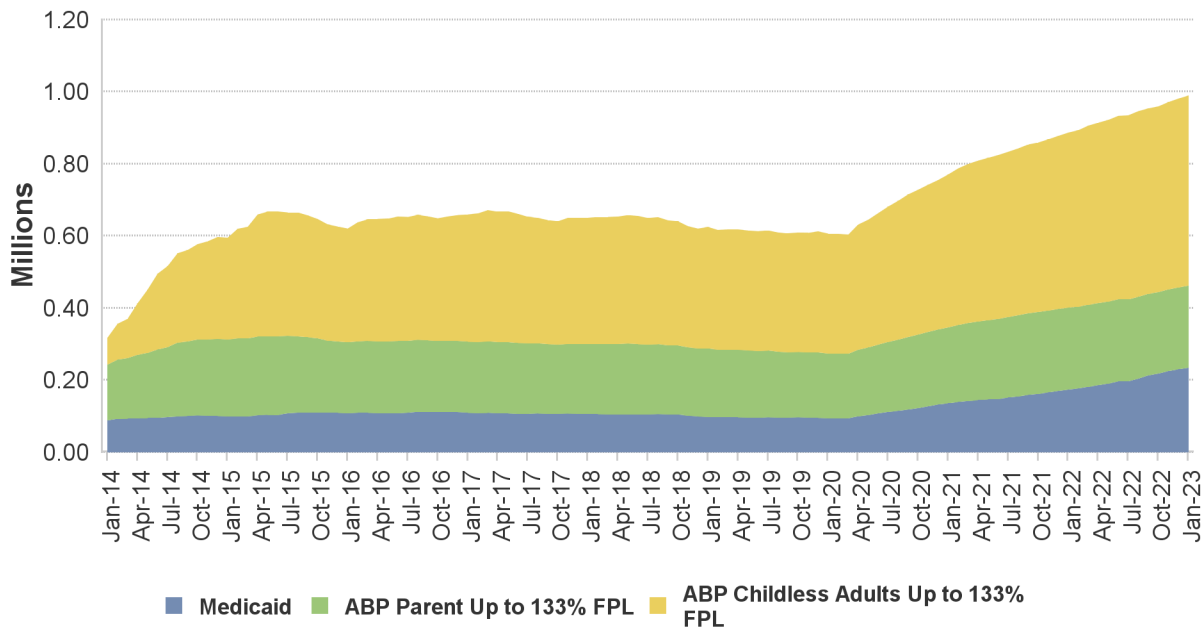


## Non-ABD Adults - January 2023

County	Medicaid *	ABP Parent Up to 133% FPL	ABP Childless Adults Up to 133% FPL	Total
Atlantic	9,261	10,195	23,668	43,124
Bergen	15,437	16,181	41,611	73,229
Burlington	9,570	7,505	21,046	38,121
Camden	21,035	15,970	44,053	81,058
Cape May	2,364	2,370	6,076	10,810
Cumberland	6,438	5,752	12,125	24,315
Essex	32,290	26,689	68,517	127,496
Gloucester	7,204	6,200	14,941	28,345
Hudson	22,043	24,369	54,600	101,012
Hunterdon	1,380	969	3,346	5,695
Mercer	9,524	7,731	20,412	37,667
Middlesex	19,742	17,896	43,541	81,179
Monmouth	9,482	9,002	26,854	45,338
Morris	5,851	4,744	15,791	26,386
Ocean	16,635	25,057	30,681	72,373
Passaic	19,764	23,639	42,022	85,425
Salem	2,244	1,816	4,218	8,278
Somerset	4,297	3,874	10,577	18,748
Sussex	2,071	2,140	5,462	9,673
Union	15,591	13,576	32,498	61,665
Warren	3,342	1,990	5,192	10,524
Other	0	0	3	3
<b>Total</b>	<b>235,565</b>	<b>227,665</b>	<b>527,234</b>	<b>990,464</b>

\* Includes pregnant women eligible through CHIPRA - 2,336

### Non-ABD Adults



### ABD Eligibles - January 2023

County	Aged	Blind	Disabled	Total
Atlantic	2,841	23	8,630	11,494
Bergen	12,417	44	11,333	23,794
Burlington	2,737	27	9,556	12,320
Camden	5,171	87	20,650	25,908
Cape May	1,046	4	2,552	3,602
Cumberland	1,509	24	7,804	9,337
Essex	10,602	145	29,232	39,979
Gloucester	1,517	23	7,040	8,580
Hudson	12,133	98	19,494	31,725
Hunterdon	594	4	1,721	2,319
Mercer	3,754	37	11,814	15,605
Middlesex	11,623	65	13,098	24,786
Monmouth	4,625	53	10,269	14,947
Morris	4,615	17	5,614	10,246
Ocean	3,878	26	11,104	15,008
Passaic	10,074	64	14,945	25,083
Salem	442	10	2,744	3,196
Somerset	3,864	15	4,228	8,107
Sussex	640	8	2,348	2,996
Union	7,492	58	12,070	19,620
Warren	735	5	2,392	3,132
Other	9	1	69	79
<b>Total</b>	<b>102,318</b>	<b>838</b>	<b>208,707</b>	<b>311,863</b>

*Includes 56,151 individuals in home and community-based waiver programs*

