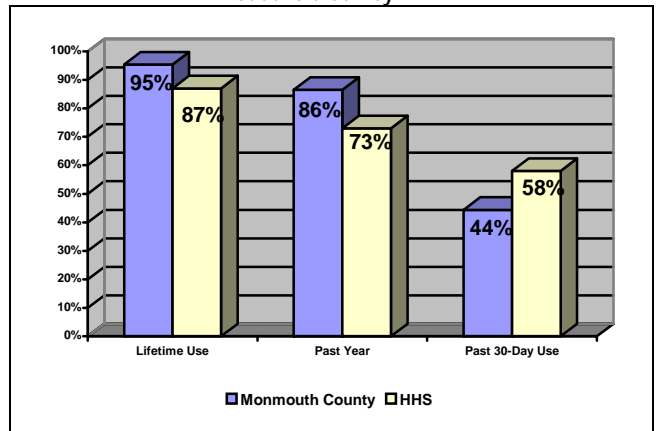


There were 1666 Monmouth County residents who went through the IDRC Education and Evaluation program in 2004. The following tables and graphs give demographic information about these clients. Clients' reported alcohol and other drug use characteristics are also described. Information was gathered from a mandatory self-administered questionnaire given during the IDRC classes and the counselors' screening/evaluation scoring forms.

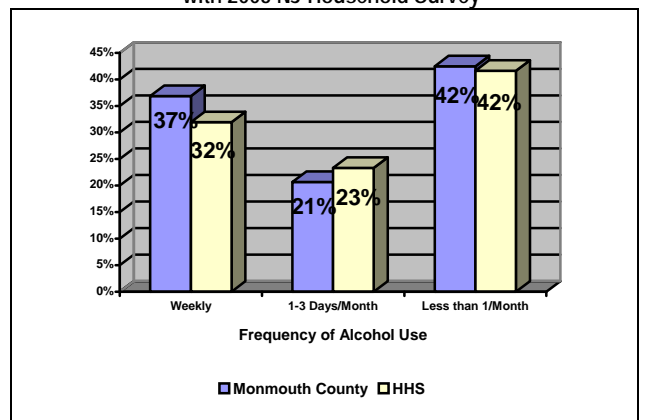
Monmouth County IDRC Client Demographics

	N	%
Gender		
Male	1294	77.8
Female	370	22.2
Age		
<21 (16-20)	168	10.1
21-24	291	17.5
25-34	381	22.9
35-49	594	35.7
50 and Over	228	13.7
Race/Ethnicity		
White (non-Hispanic)	1331	81.7
Black (non-Hispanic)	88	5.4
Hispanic	148	9.1
Other	62	3.8
Education		
Less than High School	139	8.7
High School Graduate	695	43.7
Some College	417	26.2
College Graduate or Higher	339	21.3
Marital Status		
Single	859	53.2
Married	371	23.0
Divorced/Separated/Other	384	23.8
Household Income		
Under \$24,999	516	32.2
\$25,000-34,999	212	13.2
\$35,000-49,999	239	14.9
Over \$50,000	634	39.6
Employment Status		
Full-Time	1104	67.5
Part-Time	187	11.4
Unemployed/Other	344	21.0

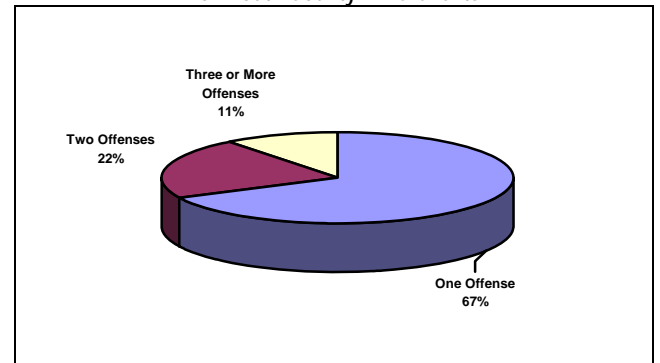
Alcohol Use by Monmouth County IDRC Clients Compared with 2004 NJ Household Survey



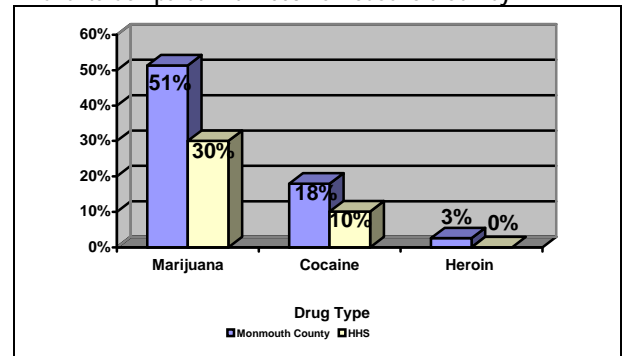
Frequency of Alcohol Use by Monmouth County Clients Compared with 2003 NJ Household Survey



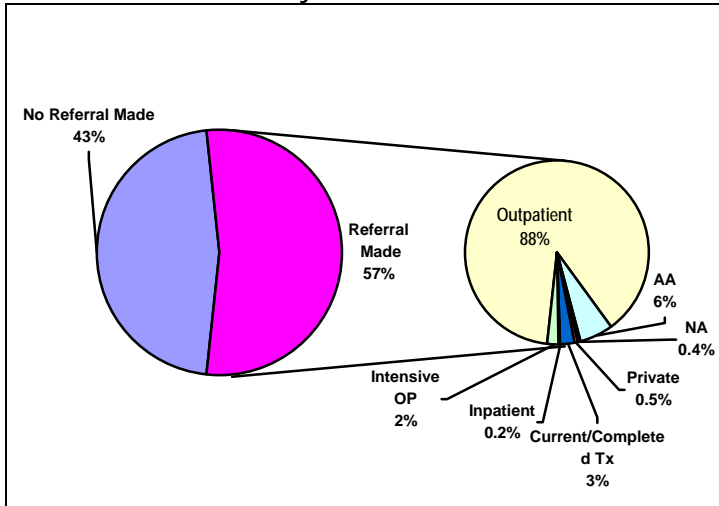
Number of Alcohol-Related Offenses on DMV Records of Monmouth County IDRC Clients



Lifetime Marijuana, Cocaine and Heroin Use by Monmouth County IDRC Clients Compared with 2003 NJ Household Survey



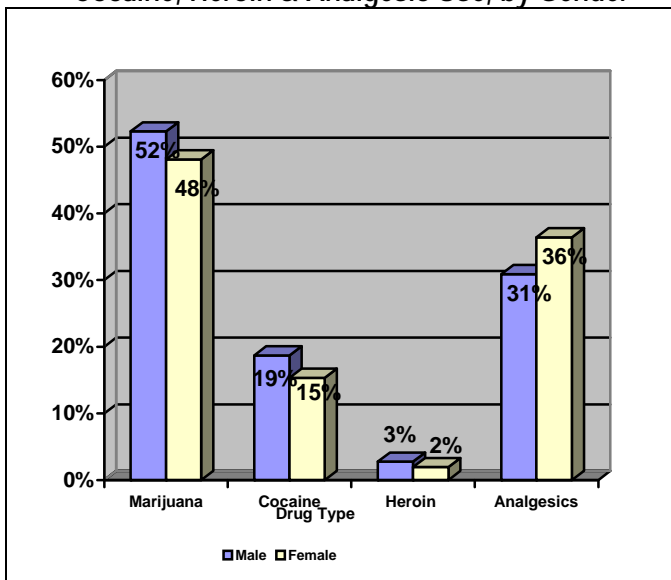
2004 Monmouth County Resident Referrals from IDRC



Clients' Treatment/Self-Help History by Screening Score and Referral Status

Treatment/Self-Help History	N	% Clients with Treatment History who Scored 9 or more*	% Clients with Treatment History who had Referral Made
AA in Lifetime	476	64.9	78.2
Currently in AA	244	70.1	74.2
NA Lifetime	183	77.6	76.0
Currently in NA	57	82.5	71.9
Treatment in Lifetime	348	66.1	78.5
Currently in Treatment	137	59.9	83.2

Monmouth County IDRC Clients' Lifetime Marijuana, Cocaine, Heroin & Analgesic Use, by Gender



Alcohol & Drug Abuse/Dependence by Demographics

	% Alcohol Abuse	% Alcohol Dependence	% Drug Abuse	% Drug Dependence
GENDER Male	63.4	14.9	9.7	2.6
Female	67.8	15.4	8.4	1.9
AGE <21	73.2	16.1	21.4	6.6
21-24	69.4	11.7	10.0	1.4
25-34	66.4	14.4	9.7	3.7
35-49	60.4	16.0	6.6	2.0
50 and Over	58.3	17.1	7.0	0.0
EDUCATION Less than high school	56.8	15.8	15.8	2.2
High school graduate	60.6	16.0	9.2	3.7
Some college	70.3	12.5	11.0	1.9
College graduate or higher	72.3	15.6	5.6	1.2
RACE/ETHNICITY White	67.0	14.5	9.4	2.5
Black	46.6	21.6	15.9	4.6
Hispanic	63.5	17.6	9.5	1.4
Other	56.5	16.1	4.8	1.6
EMPLOYMENT STATUS Employed Full-time	66.5	13.8	9.0	2.0
Employed part-time	68.5	15.0	13.9	2.1
Unemployed/other	58.7	19.5	8.7	4.4
INCOME Under \$10,000	55.2	20.4	15.1	5.8
\$10,000-24,999	58.1	15.4	10.5	2.9
\$25,000-34,999	63.2	15.1	11.3	1.4
\$35,000-49,999	65.7	16.7	9.6	0.8
\$50,000 +	71.8	13.6	7.4	2.5
OFFENSES 1 Lifetime Alcohol Offense on DMV Record	66.8	14.6	10.5	3.1
2 Lifetime Alcohol Offenses on DMV Record	66.6	12.0	8.9	1.1
3 or More Lifetime Alcohol Offenses on DMV Record	47.1	24.1	4.6	1.2

Monmouth County IDRC Clients' Self-Reported Illicit Drug Use

	Lifetime	Past Year	Past 30 days
Marijuana	51.4	14.0	3.6
Cocaine	17.9	3.8	0.5
Heroin	2.6	0.7	0.2
Analgesic	32.1	16.7	5.4
Hallucinogen	8.6	0.5	0.2
Club Drugs	7.1	1.1	0.2
Tranquilizer	8.0	3.1	1.2
Sedative	13.7	8.2	3.4
Stimulant	4.9	1.5	0.6
Inhalant	3.1	0.7	0.3
Methamphetamine	4.1	0.6	0.2
Anabolic Steroids	1.7	0.2	0.1

* RIASI Screening Score (Research Institute on Addictions Self Inventory): A DUI offender screening instrument created for and used by the State of New York in its Stop DWI Programs. Included are 41 True/False questions and 8 multiple response questions, each worth 1 point each. The questions cover several factors of substance dependence: classic symptoms, family history, risk-taking behavior, psychological factors, interpersonal competence, health, and alcohol beliefs. It was considered a positive screen if the client scores a 9 or above.