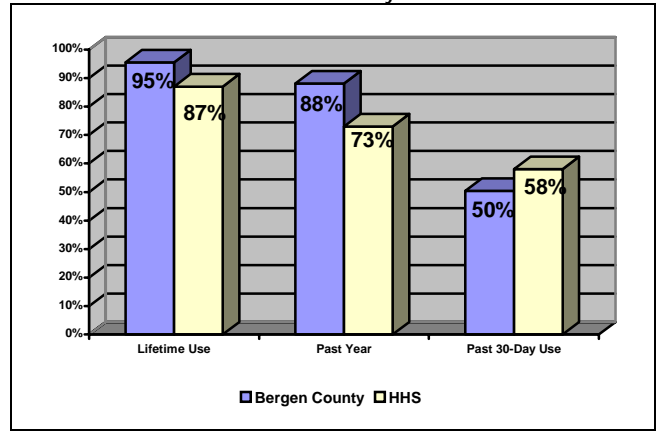


There were 1690 Bergen County residents who went through the IDRC Education and Evaluation program in 2005. The following tables and graphs give demographic information about these clients. Clients' reported alcohol and other drug use characteristics are also described. Information was gathered from a mandatory self-administered questionnaire given during the IDRC classes and the counselors' screening/evaluation scoring forms.

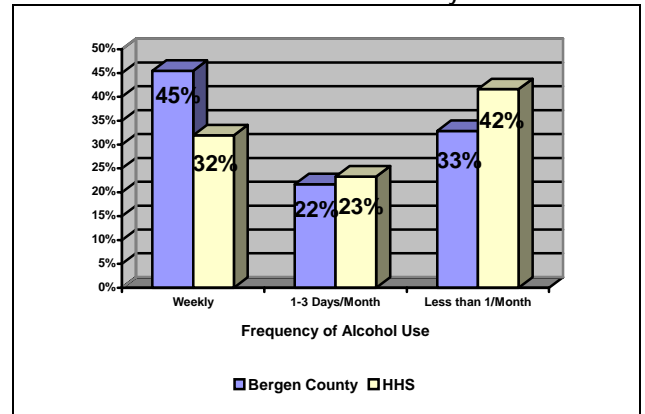
Bergen County IDRC Client Demographics

	N	%
Gender		
Male	1359	80.7
Female	325	19.3
Age		
<21 (16-20)	127	7.6
21-24	238	14.2
25-34	406	24.2
35-49	634	37.8
50 and Over	274	16.3
Race/Ethnicity		
White (non-Hispanic)	1101	66.5
Black (non-Hispanic)	63	3.8
Hispanic	287	17.3
Other	205	12.4
Education		
Less than High School	167	10.4
High School Graduate	551	34.4
Some College	442	27.6
College Graduate or Higher	442	27.6
Marital Status		
Single	793	48.5
Married	369	22.6
Divorced/Separated/Other	472	28.9
Household Income		
Under \$24,999	442	27.2
\$25,000-34,999	212	13.1
\$35,000-49,999	291	17.9
Over \$50,000	678	41.8
Employment Status		
Full-Time	1132	68.7
Part-Time	173	10.5
Unemployed/Other	342	20.8

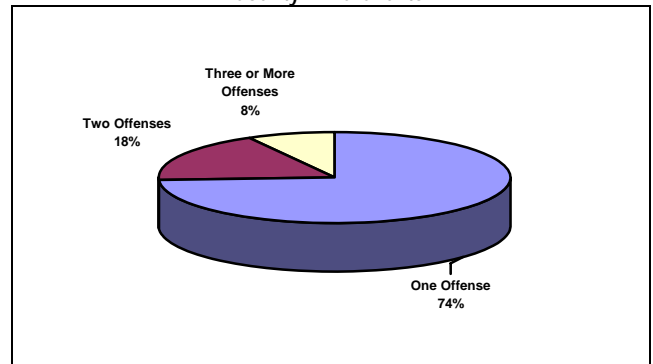
Alcohol Use by Bergen County IDRC Clients Compared with 2003 NJ Household Survey



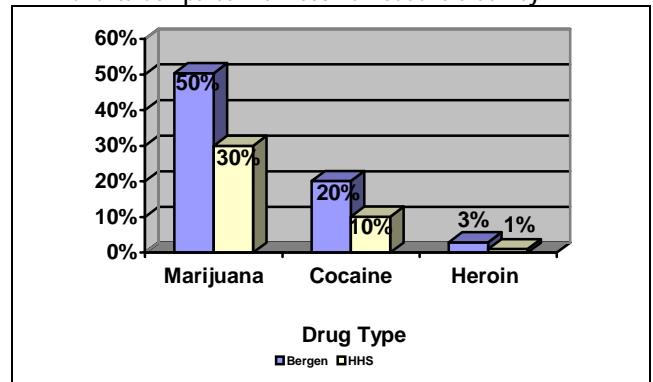
Frequency of Alcohol Use by Bergen County Clients Compared with 2003 NJ Household Survey



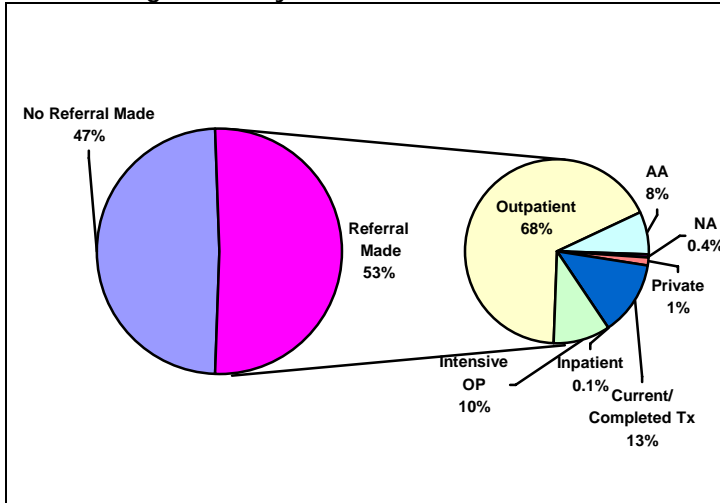
Number of Alcohol-Related Offenses on DMV Records of Bergen County IDRC Clients



Lifetime Marijuana, Cocaine and Heroin Use by Bergen County IDRC Clients Compared with 2003 NJ Household Survey



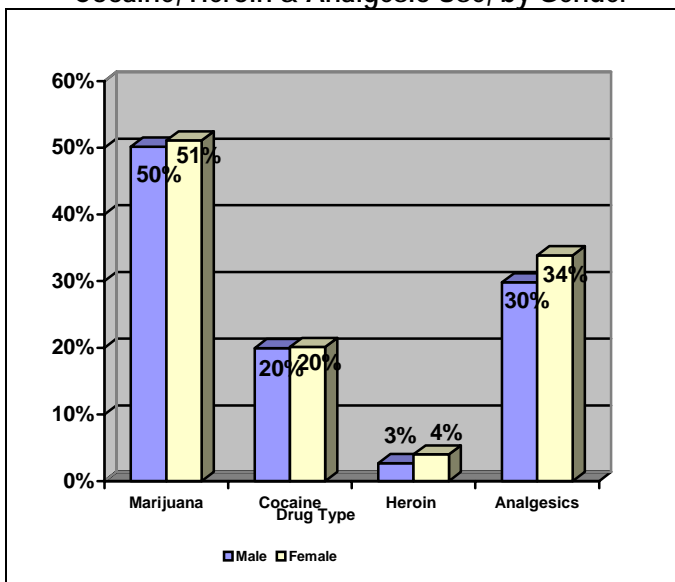
2005 Bergen County Resident Referrals from IDRC



Clients' Treatment/Self-Help History by Screening Score and Referral Status

Treatment/Self-Help History	N	% Clients with Treatment History who Scored 9 or more*	% Clients with Treatment History who had Referral Made
AA in Lifetime	410	77.1	94.6
Currently in AA	208	80.3	99.5
NA Lifetime	183	80.9	95.1
Currently in NA	60	85.0	96.7
Treatment in Lifetime	291	78.0	95.5
Currently in Treatment	142	76.1	87.3

Bergen County IDRC Clients' Lifetime Marijuana, Cocaine, Heroin & Analgesic Use, by Gender



* RIASI Screening Score (Research Institute on Addictions Self Inventory): A DUI offender screening instrument created for and used by the State of New York in its Stop DWI Programs. Included are 41 True/False questions and 8 multiple response questions, each worth 1 point each. The questions cover several factors of substance dependence: classic symptoms, family history, risk-taking behavior, psychological factors, interpersonal competence, health, and alcohol beliefs. It was considered a positive screen if the client scores a 9 or above.

Alcohol & Drug Abuse/Dependence by Demographics

	% Alcohol Abuse	% Alcohol Dependence	% Drug Abuse	% Drug Dependence
GENDER Male	64.1	20.1	11.0	4.1
Female	65.5	26.5	8.0	5.0
AGE <21	65.4	26.0	22.1	11.0
21-24	72.3	18.9	14.3	5.0
25-34	65.3	20.7	10.8	4.9
35-49	60.3	21.6	7.3	3.3
50 and Over	64.6	21.9	8.0	1.5
EDUCATION Less than high school	59.3	20.4	12.0	2.4
High school graduate	62.4	22.9	13.1	6.5
Some college	64.7	21.5	10.4	3.9
College graduate or higher	69.2	21.0	6.1	2.3
RACE/ETHNICITY White	65.0	23.1	10.9	4.7
Black	66.7	23.8	12.7	7.9
Hispanic	62.4	19.5	10.5	3.1
Other	65.4	15.6	7.3	2.0
EMPLOYMENT STATUS Employed Full-time	66.7	19.7	9.6	3.4
Employed part-time	64.2	26.0	12.7	4.1
Unemployed/other	59.9	24.9	11.7	7.3
INCOME Under \$10,000	60.8	24.2	15.1	7.0
\$10,000-24,999	60.6	23.8	11.7	2.7
\$25,000-34,999	60.9	20.3	9.9	4.7
\$35,000-49,999	64.3	21.7	10.0	4.1
\$50,000 +	69.3	20.2	8.7	3.2
OFFENSES 1 Lifetime Alcohol Offense on DMV Record	67.5	19.6	10.5	4.4
2 Lifetime Alcohol Offenses on DMV Record	60.8	21.2	10.9	2.1
3 or More Lifetime Alcohol Offenses on DMV Record	46.3	34.6	8.8	5.9

Bergen County IDRC Clients' Self-Reported Illicit Drug Use

	Lifetime	Past Year	Past 30 days
Marijuana	50.3	12.8	2.6
Cocaine	20.1	4.2	0.5
Heroin	2.9	0.8	0.1
Analgesic	30.7	15.3	5.9
Hallucinogen	8.8	1.1	0.2
Club Drugs	7.0	1.2	0.1
Tranquilizer	6.8	2.4	1.3
Sedative	10.9	5.4	2.5
Stimulant	5.0	1.0	0.4
Inhalant	2.7	0.4	0.2
Methamphetamine	2.9	0.2	0.0
Anabolic Steroids	1.2	0.3	0.2