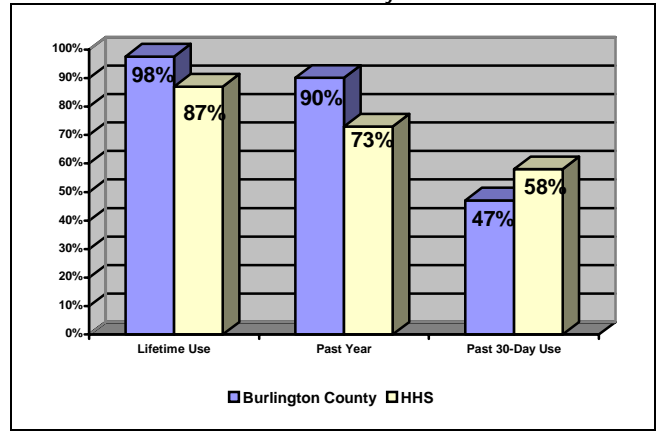


There were 1374 Burlington County residents who went through the IDRC Education and Evaluation program in 2005. The following tables and graphs give demographic information about these clients. Clients' reported alcohol and other drug use characteristics are also described. Information was gathered from a mandatory self-administered questionnaire given during the IDRC classes and the counselors' screening/evaluation scoring forms.

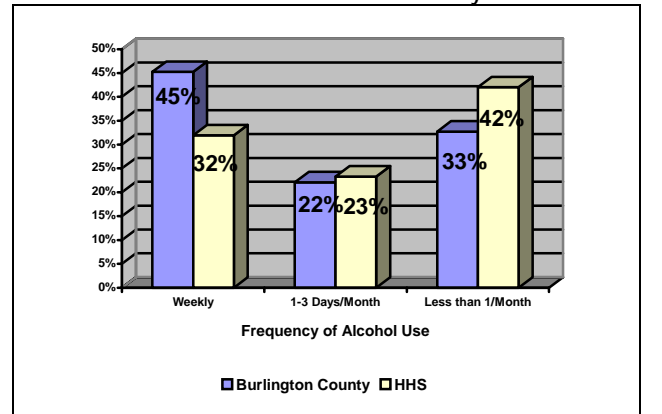
**Burlington County IDRC Client Demographics**

	N	%
<b>Gender</b>		
Male	1079	78.5
Female	295	21.5
<b>Age</b>		
<21 (16-20)	155	11.3
21-24	213	15.5
25-34	350	25.5
35-49	470	34.2
50 and Over	185	13.5
<b>Race/Ethnicity</b>		
White (non-Hispanic)	1057	78.8
Black (non-Hispanic)	164	12.2
Hispanic	76	5.7
Other	45	3.4
<b>Education</b>		
Less than High School	148	11.1
High School Graduate	598	44.7
Some College	340	25.4
College Graduate or Higher	252	18.8
<b>Marital Status</b>		
Single	699	52.2
Married	289	21.6
Divorced/Separated/Other	350	26.2
<b>Household Income</b>		
Under \$24,999	360	27.3
\$25,000-34,999	174	13.2
\$35,000-49,999	224	17.0
Over \$50,000	562	42.6
<b>Employment Status</b>		
Full-Time	948	70.9
Part-Time	131	9.8
Unemployed/Other	258	19.3

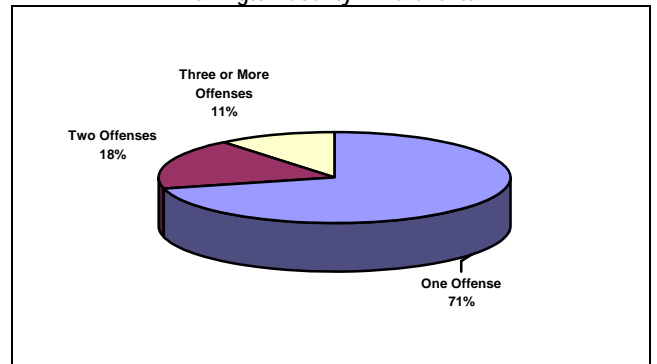
Alcohol Use by Burlington County IDRC Clients Compared with 2003 NJ Household Survey



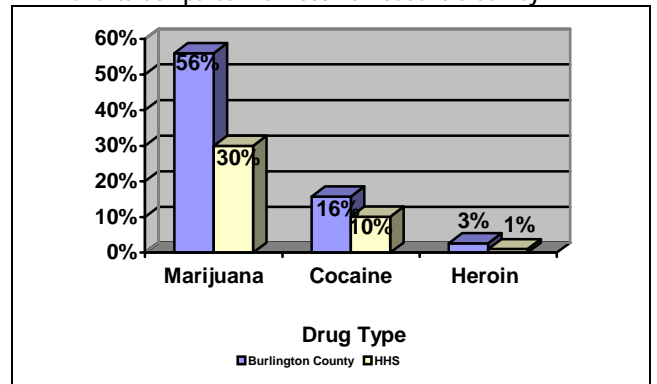
Frequency of Alcohol Use by Burlington County Clients Compared with 2003 NJ Household Survey



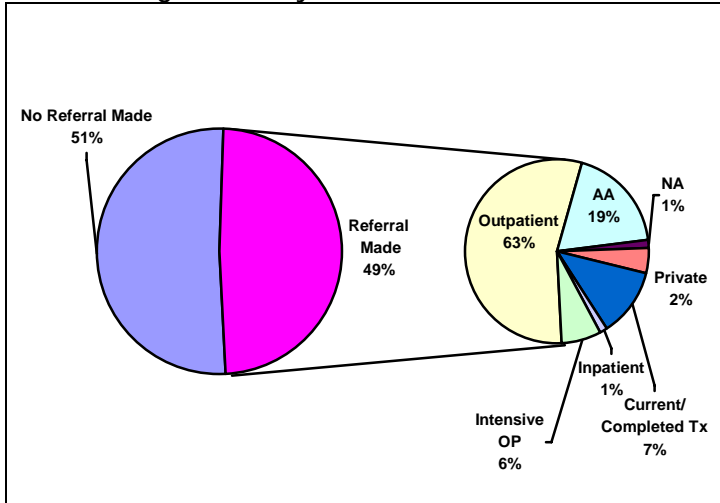
Number of Alcohol-Related Offenses on DMV Records of Burlington County IDRC Clients



Lifetime Marijuana, Cocaine and Heroin Use by Burlington County IDRC Clients Compared with 2003 NJ Household Survey



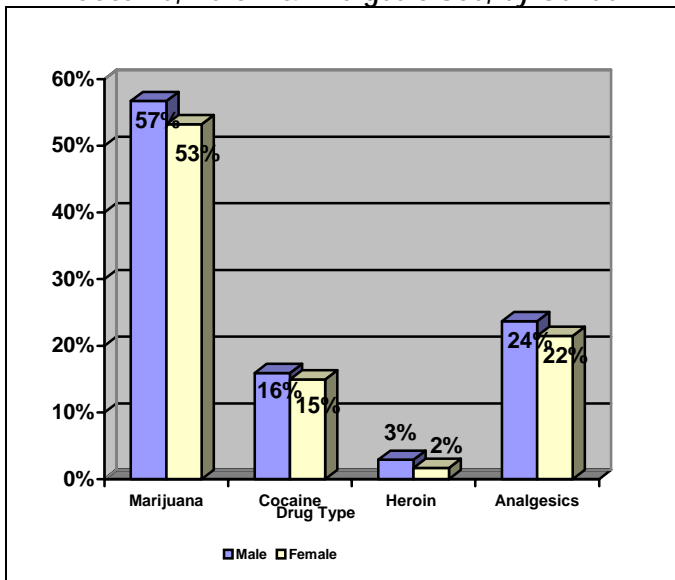
## 2005 Burlington County Resident Referrals from IDRC



## Clients' Treatment/Self-Help History by Screening Score and Referral Status

Treatment/Self-Help History	N	% Clients with Treatment History who Scored 9 or more*	% Clients with Treatment History who had Referral Made
AA in Lifetime	381	65.9	86.6
Currently in AA	168	64.9	92.9
NA Lifetime	140	80.0	87.1
Currently in NA	35	94.3	97.1
Treatment in Lifetime	252	71.8	93.3
Currently in Treatment	98	75.5	93.9

## Burlington County IDRC Clients' Lifetime Marijuana, Cocaine, Heroin & Analgesic Use, by Gender



\* RIASI Screening Score (Research Institute on Addictions Self Inventory): A DUI offender screening instrument created for and used by the State of New York in its Stop DWI Programs. Included are 41 True/False questions and 8 multiple response questions, each worth 1 point each. The questions cover several factors of substance dependence: classic symptoms, family history, risk-taking behavior, psychological factors, interpersonal competence, health, and alcohol beliefs. It was considered a positive screen if the client scores a 9 or above.

## Alcohol & Drug Abuse/Dependence by Demographics

	% Alcohol Abuse	% Alcohol Dependence	% Drug Abuse	% Drug Dependence	
GENDER	Male	65.0	20.8	9.0	3.9
	Female	68.8	24.4	9.8	2.7
AGE	<21	65.8	28.4	19.4	11.6
	21-24	70.9	21.1	11.3	5.6
	25-34	67.4	18.3	7.1	2.3
	35-49	61.7	21.7	7.7	1.7
	50 and Over	67.0	22.2	6.0	2.2
EDUCATION	Less than high school	58.8	24.3	12.8	7.4
	High school graduate	65.7	19.2	10.4	3.7
	Some college	69.7	20.9	8.8	2.9
	College graduate or higher	65.7	27.0	4.0	1.6
RACE/ETHNICITY	White	67.3	21.5	9.5	4.2
	Black	65.2	19.5	8.5	0.6
	Hispanic	63.2	19.7	10.5	2.6
	Other	48.9	31.1	2.2	0.0
	Unemployed/other	61.2	24.0	10.1	5.4
EMPLOYMENT STATUS	Employed Full-time	68.0	20.5	8.5	2.1
	Employed part-time	60.3	25.2	11.5	9.9
	Unemployed/other	61.2	24.0	10.1	5.4
INCOME	Under \$10,000	54.6	28.7	16.7	9.3
	\$10,000-24,999	59.9	21.8	10.3	5.2
	\$25,000-34,999	66.1	18.4	9.2	3.5
	\$35,000-49,999	70.5	19.6	10.7	2.2
	\$50,000 +	69.6	21.7	6.6	2.1
OFFENSES	1 Lifetime Alcohol Offense on DMV Record	68.8	22.1	9.5	4.2
	2 Lifetime Alcohol Offenses on DMV Record	65.1	18.9	8.0	2.8
	3 or More Lifetime Alcohol Offenses on DMV Record	47.3	23.0	9.5	1.4

## Burlington County IDRC Clients' Self-Reported Illicit Drug Use

	Lifetime	Past Year	Past 30 days
Marijuana	56.0	14.1	3.3
Cocaine	15.7	3.6	0.6
Heroin	2.7	0.7	0.1
Analgesic	23.2	10.8	4.7
Hallucinogen	9.6	1.3	0.4
Club Drugs	7.3	1.3	0.2
Tranquilizer	6.6	2.5	0.7
Sedative	11.1	5.7	2.2
Stimulant	5.5	1.0	0.3
Inhalant	5.5	1.3	0.2
Methamphetamine	7.2	0.5	0.1
Anabolic Steroids	1.3	0.7	0.4