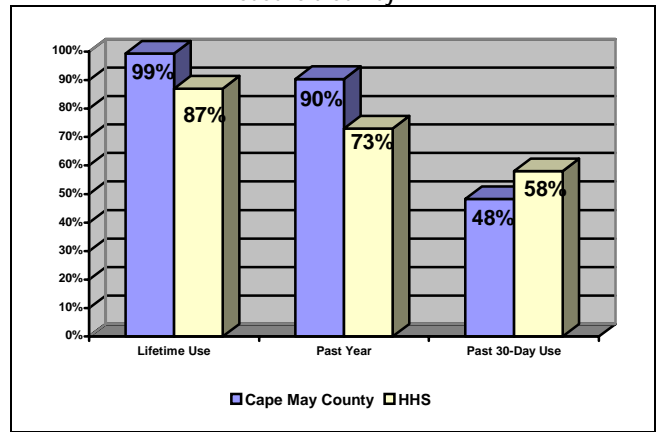


There were 413 Cape May County residents who went through the IDRC Education and Evaluation program in 2005. The following tables and graphs give demographic information about these clients. Clients' reported alcohol and other drug use characteristics are also described. Information was gathered from a mandatory self-administered questionnaire given during the IDRC classes and the counselors' screening/evaluation scoring forms.

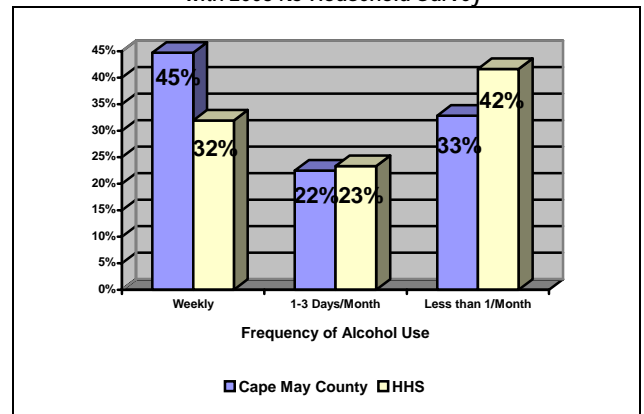
**Cape May County IDRC Client Demographics**

	N	%
<b>Gender</b>		
Male	314	76.0
Female	99	24.0
<b>Age</b>		
<21 (16-20)	41	10.0
21-24	66	16.0
25-34	101	24.5
35-49	136	33.0
50 and Over	68	16.5
<b>Race/Ethnicity</b>		
White (non-Hispanic)	360	87.8
Black (non-Hispanic)	17	4.2
Hispanic	22	5.4
Other	11	2.7
<b>Education</b>		
Less than High School	59	14.6
High School Graduate	184	45.4
Some College	81	20.0
College Graduate or Higher	81	20.0
<b>Marital Status</b>		
Single	206	51.2
Married	89	22.1
Divorced/Separated/Other	107	26.6
<b>Household Income</b>		
Under \$24,999	172	42.5
\$25,000-34,999	65	16.1
\$35,000-49,999	65	16.1
Over \$50,000	103	25.4
<b>Employment Status</b>		
Full-Time	275	67.6
Part-Time	34	8.4
Unemployed/Other	98	24.1

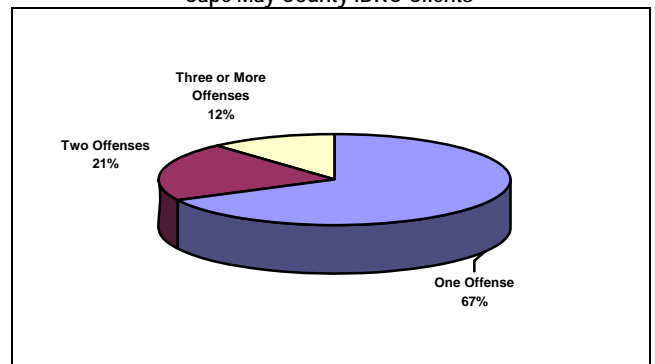
Alcohol Use by Cape May County IDRC Clients Compared with 2003 NJ Household Survey



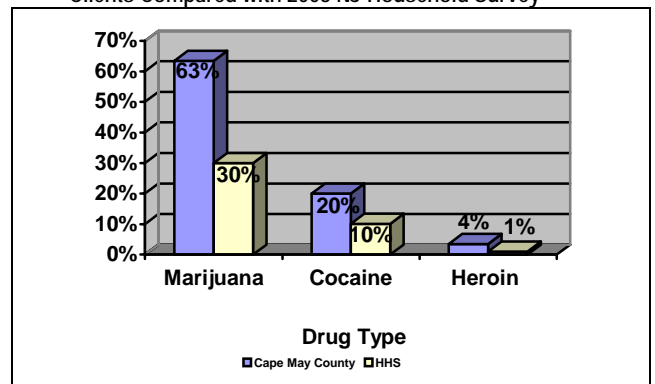
Frequency of Alcohol Use by Cape May County Clients Compared with 2003 NJ Household Survey



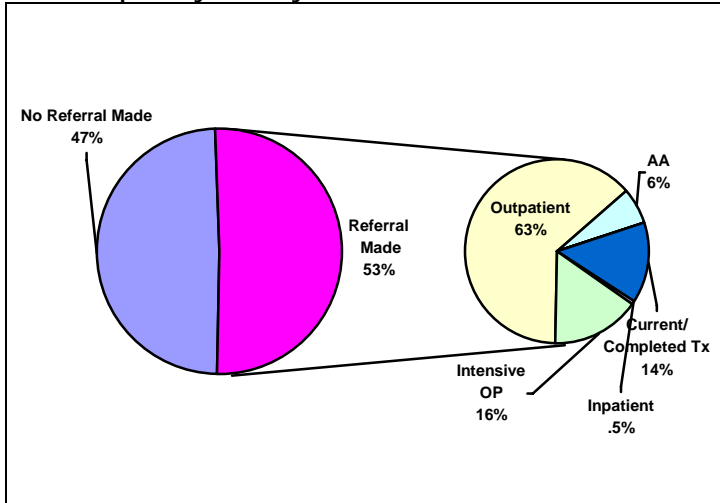
Number of Alcohol-Related Offenses on DMV Records of Cape May County IDRC Clients



Lifetime Marijuana, Cocaine and Heroin Use by Cape May County IDRC Clients Compared with 2003 NJ Household Survey



## 2005 Cape May County Resident Referrals from IDRC



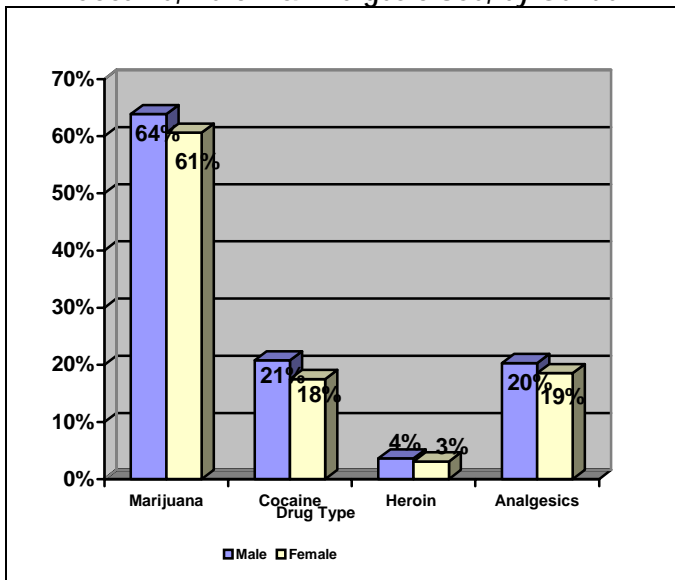
## Clients' Treatment/Self-Help History by Screening Score and Referral Status

Treatment/Self-Help History	N	% Clients with Treatment History who Scored 9 or more*	% Clients with Treatment History who had Referral Made
AA in Lifetime	107	62.6	84.1
Currently in AA	38	65.8	89.5
NA Lifetime	45	84.4	86.7
Currently in NA	12	91.7	100.0
Treatment in Lifetime	86	66.3	95.4
Currently in Treatment	28	96.4	92.9

## Alcohol & Drug Abuse/Dependence by Demographics

	% Alcohol Abuse	% Alcohol Dependence	% Drug Abuse	% Drug Dependence
<b>GENDER</b> Male	65.0	14.0	12.4	4.1
Female	66.7	18.2	7.1	4.0
<b>AGE</b> <21	80.5	14.6	24.4	7.3
21-24	71.2	19.7	13.6	7.6
25-34	62.4	12.9	6.9	3.0
35-49	65.4	14.0	12.5	2.2
50 and Over	54.4	16.2	2.9	4.4
<b>EDUCATION</b> Less than high school	52.5	17.0	15.3	8.5
High school graduate	65.2	15.2	13.0	3.8
Some college	63.0	18.5	11.1	4.9
College graduate or higher	77.8	11.1	4.9	1.2
<b>RACE/ETHNICITY</b> White	65.6	15.8	9.7	4.2
Black	58.8	11.8	29.4	0.0
Hispanic	77.3	0.0	13.6	4.6
Other	63.6	18.2	27.3	0.0
<b>EMPLOYMENT STATUS</b> Employed Full-time	66.9	13.8	11.6	3.3
Employed part-time	61.8	23.5	11.8	2.9
Unemployed/other	63.3	15.3	9.2	7.1
<b>INCOME</b> Under \$10,000	56.7	21.7	15.0	10.0
\$10,000-24,999	61.6	19.6	14.3	0.9
\$25,000-34,999	66.2	15.4	13.9	6.2
\$35,000-49,999	76.9	4.6	4.6	3.1
\$50,000 +	68.0	12.6	7.8	2.9
<b>OFFENSES</b> 1 Lifetime Alcohol Offense on DMV Record	71.7	13.8	11.6	2.5
2 Lifetime Alcohol Offenses on DMV Record	54.1	17.7	9.4	7.1
3 or More Lifetime Alcohol Offenses on DMV Record	47.9	18.8	12.5	8.3

## Cape May County IDRC Clients' Lifetime Marijuana, Cocaine, Heroin & Analgesic Use, by Gender



## Cape May County IDRC Clients' Self-Reported Illicit Drug Use

	Lifetime	Past Year	Past 30 days
Marijuana	63.1	14.3	3.2
Cocaine	20.0	3.5	0.3
Heroin	3.5	0.8	0.0
Analgesic	19.9	7.8	3.3
Hallucinogen	9.8	1.8	0.5
Club Drugs	5.4	0.7	0.0
Tranquilizer	5.5	1.3	1.0
Sedative	10.2	4.7	2.8
Stimulant	6.5	0.3	0.0
Inhalant	3.7	0.2	0.0
Methamphetamine	7.0	0.8	0.3
Anabolic Steroids	1.2	0.5	0.2

\* RIASI Screening Score (Research Institute on Addictions Self Inventory): A DUI offender screening instrument created for and used by the State of New York in its Stop DWI Programs. Included are 41 True/False questions and 8 multiple response questions, each worth 1 point each. The questions cover several factors of substance dependence: classic symptoms, family history, risk-taking behavior, psychological factors, interpersonal competence, health, and alcohol beliefs. It was considered a positive screen if the client scores a 9 or above.