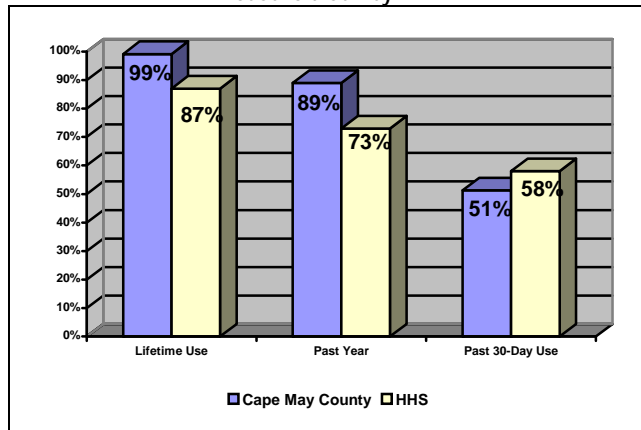


There were 461 Cape May County residents who went through the IDRC Education and Evaluation program in 2006. The following tables and graphs give demographic information about these clients. Clients' reported alcohol and other drug use characteristics are also described. Information was gathered from a mandatory self-administered questionnaire given during the IDRC classes and the counselors' screening/evaluation scoring forms.

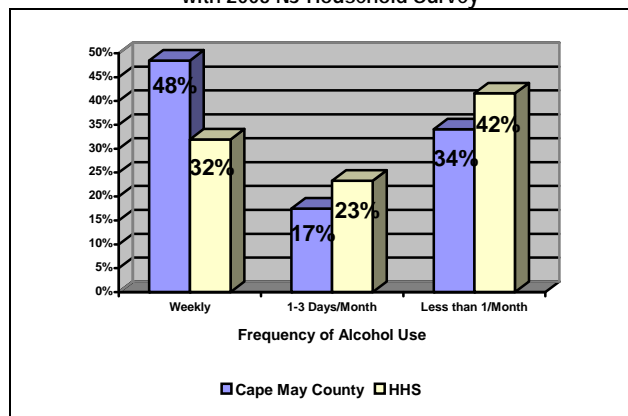
Cape May County IDRC Client Demographics

	N	%
Gender		
Male	344	74.6
Female	117	25.4
Age		
<21 (16-20)	51	11.1
21-24	76	16.5
25-34	91	19.7
35-49	164	35.6
50 and Over	79	17.1
Race/Ethnicity		
White (non-Hispanic)	389	86.3
Black (non-Hispanic)	18	4.0
Hispanic	29	6.4
Other	15	3.3
Education		
Less than High School	71	16.0
High School Graduate	215	48.5
Some College	95	21.4
College Graduate or Higher	62	14.0
Marital Status		
Single	226	50.5
Married	93	20.8
Divorced/Separated/Other	129	28.8
Household Income		
Under \$25,000	193	43.1
\$25,000-34,999	67	15.0
\$35,000-49,999	72	16.1
Over \$50,000	116	25.9
Employment Status		
Full-Time	287	63.2
Part-Time	60	13.2
Unemployed/Other	107	23.6

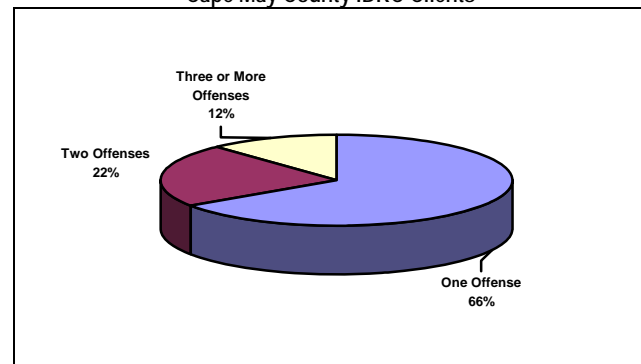
Alcohol Use by Cape May County IDRC Clients Compared with 2003 NJ Household Survey



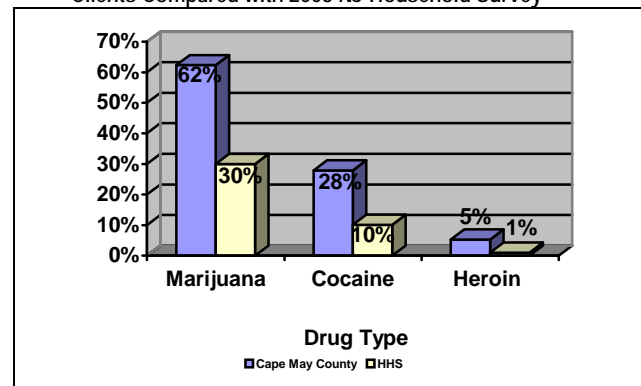
Frequency of Alcohol Use by Cape May County Clients Compared with 2003 NJ Household Survey



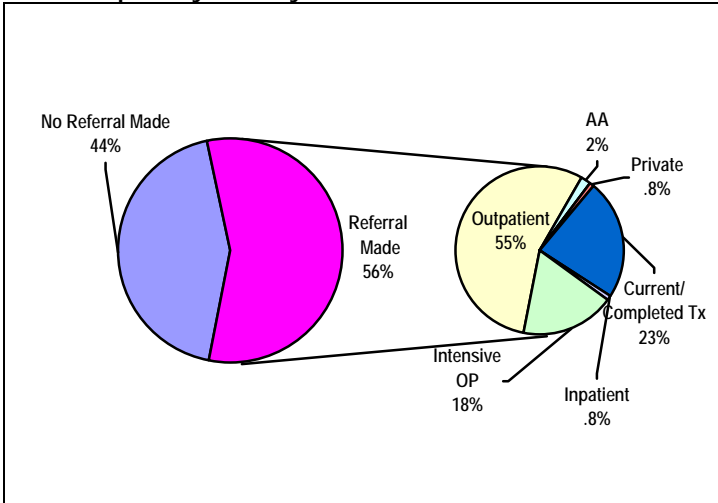
Number of Alcohol-Related Offenses on DMV Records of Cape May County IDRC Clients



Lifetime Marijuana, Cocaine and Heroin Use by Cape May County IDRC Clients Compared with 2003 NJ Household Survey



2006 Cape May County Resident Referrals from IDRC



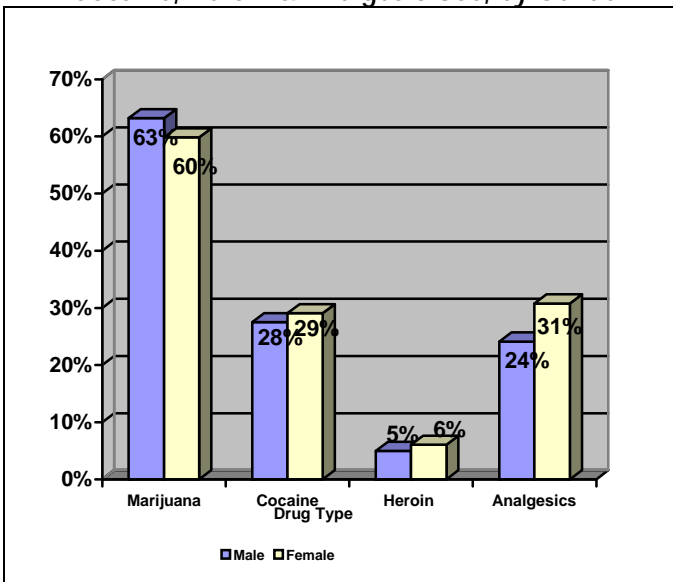
Clients' Treatment/Self-Help History by Screening Score and Referral Status

Treatment/Self-Help History	N	% Clients with Treatment History who Scored 9 or more*	% Clients with Treatment History who had Referral Made
AA in Lifetime	142	76.1	91.6
Currently in AA	66	81.8	97.0
NA Lifetime	65	86.2	96.9
Currently in NA	26	92.3	100.0
Treatment in Lifetime	123	75.6	94.3
Currently in Treatment	52	75.0	92.3

Alcohol & Drug Abuse/Dependence by Demographics

	% Alcohol Abuse	% Alcohol Dependence	% Drug Abuse	% Drug Dependence
GENDER Male	61.6	20.1	15.1	4.7
Female	64.1	20.5	7.7	6.8
AGE <21	68.6	21.6	29.4	7.8
21-24	72.4	21.1	13.2	10.5
25-34	58.2	18.7	13.2	5.5
35-49	58.5	19.5	12.2	1.2
50 and Over	60.8	21.5	5.1	6.3
EDUCATION Less than high school	50.7	28.2	18.3	7.0
High school graduate	64.2	18.6	16.3	6.1
Some college	61.1	21.1	11.6	6.3
College graduate or higher	77.4	16.1	1.6	0.0
RACE/ETHNICITY White	64.5	19.3	13.4	5.1
Black	44.4	44.4	27.8	11.1
Hispanic	55.2	24.1	3.5	6.9
Other	60.0	13.3	13.3	0.0
EMPLOYMENT STATUS Employed Full-time	64.1	20.2	12.9	4.5
Employed part-time	73.3	13.3	11.7	6.7
Unemployed/other	54.2	24.3	15.9	6.5
INCOME Under \$10,000	67.5	22.5	26.3	6.3
\$10,000-24,999	58.4	19.5	9.7	7.1
\$25,000-34,999	64.2	17.9	11.9	3.0
\$35,000-49,999	65.3	16.7	16.7	1.4
\$50,000 +	63.8	22.4	6.0	6.9
OFFENSES 1 Lifetime Alcohol Offense on DMV Record	69.3	17.3	11.7	5.0
2 Lifetime Alcohol Offenses on DMV Record	54.4	25.2	13.6	4.9
3 or More Lifetime Alcohol Offenses on DMV Record	41.8	25.5	21.8	7.3

Cape May County IDRC Clients' Lifetime Marijuana, Cocaine, Heroin & Analgesic Use, by Gender



Cape May County IDRC Clients' Self-Reported Illicit Drug Use

	Lifetime	Past Year	Past 30 days
Marijuana	62.4	21.4	5.7
Cocaine	27.9	9.0	0.9
Heroin	5.3	2.7	0.7
Analgesic	25.8	19.8	6.0
Hallucinogen	14.0	1.6	0.0
Club Drugs	9.5	2.2	0.0
Tranquilizer	9.4	5.5	0.7
Sedative	12.7	11.0	2.9
Stimulant	7.8	1.3	0.0
Inhalant	5.7	1.3	0.0
Methamphetamine	8.6	1.0	0.0
Anabolic Steroids	1.3	1.0	0.7

* RIASI Screening Score (Research Institute on Addictions Self Inventory): A DUI offender screening instrument created for and used by the State of New York in its Stop DWI Programs. Included are 41 True/False questions and 8 multiple response questions, each worth 1 point each. The questions cover several factors of substance dependence: classic symptoms, family history, risk-taking behavior, psychological factors, interpersonal competence, health, and alcohol beliefs. It was considered a positive screen if the client scores a 9 or above.