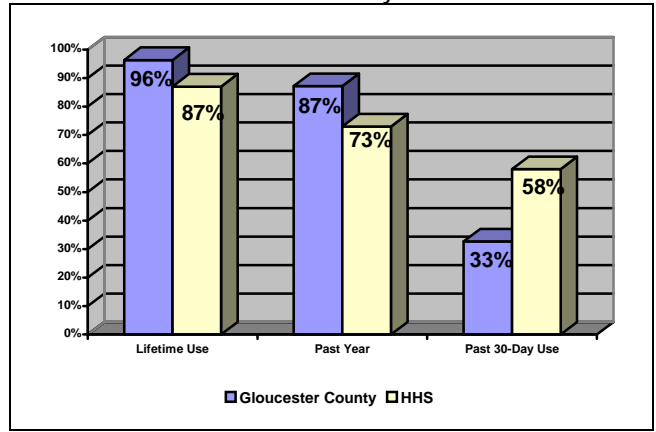


There were 882 Gloucester County residents who went through the IDRC Education and Evaluation program in 2006. The following tables and graphs give demographic information about these clients. Clients' reported alcohol and other drug use characteristics are also described. Information was gathered from a mandatory self-administered questionnaire given during the IDRC classes and the counselors' screening/evaluation scoring forms.

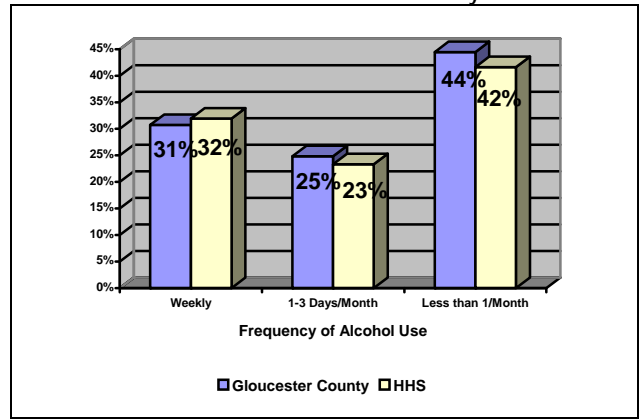
Gloucester County IDRC Client Demographics

	N	%
Gender		
Male	648	73.5
Female	234	26.5
Age		
<21 (16-20)	80	9.1
21-24	160	18.2
25-34	195	22.1
35-49	324	36.8
50 and Over	122	13.9
Race/Ethnicity		
White (non-Hispanic)	743	85.9
Black (non-Hispanic)	74	8.6
Hispanic	30	3.5
Other	18	2.1
Education		
Less than High School	115	13.6
High School Graduate	406	47.8
Some College	195	23.0
College Graduate or Higher	133	15.7
Marital Status		
Single	420	49.0
Married	217	25.3
Divorced/Separated/Other	220	26.7
Household Income		
Under \$25,000	249	29.6
\$25,000-34,999	142	16.9
\$35,000-49,999	139	16.5
Over \$50,000	312	37.1
Employment Status		
Full-Time	586	68.1
Part-Time	77	9.0
Unemployed/Other	197	22.9

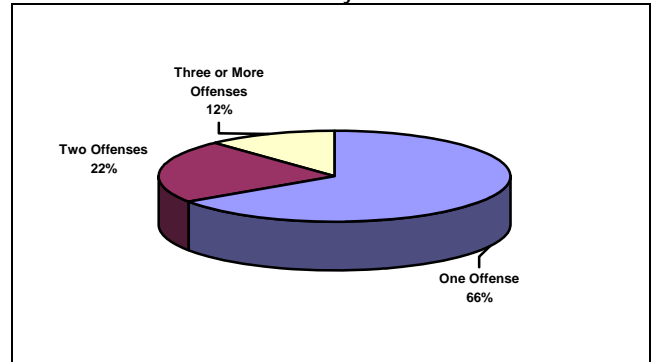
Alcohol Use by Gloucester County IDRC Clients Compared with 2003 NJ Household Survey



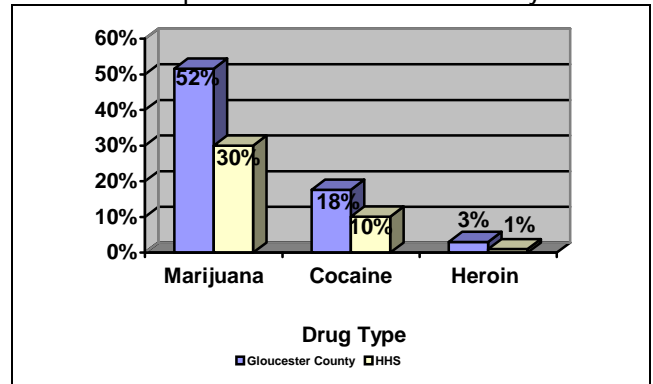
Frequency of Alcohol Use by Gloucester County Clients Compared with 2003 NJ Household Survey



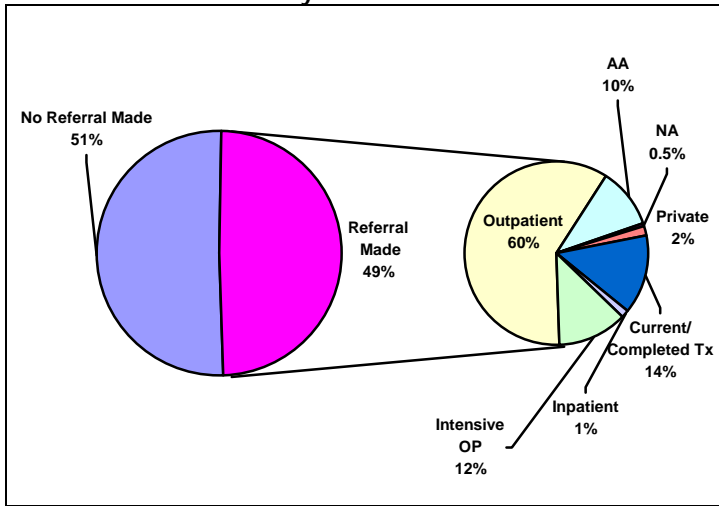
Number of Alcohol-Related Offenses on DMV Records of Gloucester County IDRC Clients



Lifetime Marijuana, Cocaine and Heroin Use by Gloucester County IDRC Clients Compared with 2003 NJ Household Survey



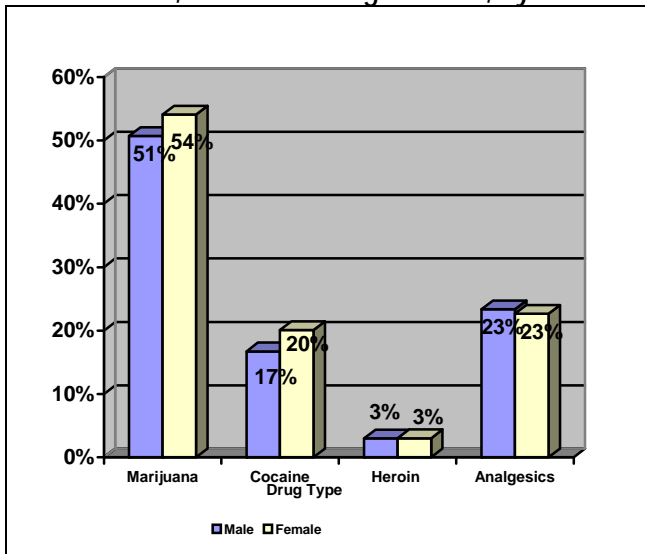
2006 Gloucester County Resident Referrals from IDRC



Clients' Treatment/Self-Help History by Screening Score and Referral Status

Treatment/Self-Help History	N	% Clients with Treatment History who Scored 9 or more*	% Clients with Treatment History who had Referral Made
AA in Lifetime	226	57.5	90.7
Currently in AA	89	62.9	97.8
NA Lifetime	97	69.1	90.7
Currently in NA	32	71.9	100.0
Treatment in Lifetime	183	61.2	95.6
Currently in Treatment	53	67.9	88.7

Gloucester County IDRC Clients' Lifetime Marijuana, Cocaine, Heroin & Analgesic Use, by Gender



* RIASI Screening Score (Research Institute on Addictions Self Inventory): A DUI offender screening instrument created for and used by the State of New York in its Stop DWI Programs. Included are 41 True/False questions and 8 multiple response questions, each worth 1 point each. The questions cover several factors of substance dependence: classic symptoms, family history, risk-taking behavior, psychological factors, interpersonal competence, health, and alcohol beliefs. It was considered a positive screen if the client scores a 9 or above.

Alcohol & Drug Abuse/Dependence by Demographics

	% Alcohol Abuse	% Alcohol Dependence	% Drug Abuse	% Drug Dependence	
GENDER	Male	66.7	12.0	9.1	2.6
	Female	75.6	16.2	9.4	5.6
AGE	<21	68.8	15.0	10.0	8.8
	21-24	80.0	6.9	11.3	5.0
	25-34	67.7	16.9	11.8	3.6
	35-49	65.1	13.9	7.1	2.2
	50 and Over	68.0	11.5	7.4	0.8
EDUCATION	Less than high school	62.6	10.4	13.0	4.4
	High school graduate	67.5	15.0	9.6	4.9
	Some college	71.8	12.8	7.2	2.1
	College graduate or higher	77.4	10.5	5.3	0.0
RACE/ETHNICITY	White	69.0	13.9	8.8	3.2
	Black	74.3	9.5	9.5	5.4
	Hispanic	53.3	13.3	20.0	0.0
	Other	77.8	11.1	5.6	11.1
	Employed Full-time	72.2	11.8	9.7	2.1
EMPLOYMENT STATUS	Employed part-time	77.9	18.2	11.7	5.2
	Unemployed/other	57.9	16.2	6.6	7.1
	INCOME	Under \$10,000	54.6	19.6	7.2
\$10,000-24,999		70.4	13.8	11.2	5.9
\$25,000-34,999		67.6	13.4	11.3	3.5
\$35,000-49,999		64.8	13.7	15.1	1.4
\$50,000 +		75.6	11.5	5.8	2.6
OFFENSES	1 Lifetime Alcohol Offense on DMV Record	74.1	12.5	10.4	3.9
	2 Lifetime Alcohol Offenses on DMV Record	66.8	13.0	6.2	2.1
	3 or More Lifetime Alcohol Offenses on DMV Record	46.2	17.3	6.7	1.9

Gloucester County IDRC Clients' Self-Reported Illicit Drug Use

	Lifetime	Past Year	Past 30 days
Marijuana	51.6	9.3	1.5
Cocaine	17.6	3.7	0.4
Heroin	3.0	1.0	0.0
Analgesic	23.2	11.3	4.0
Hallucinogen	7.1	1.2	0.1
Club Drugs	6.3	0.6	0.1
Tranquilizer	5.5	1.9	0.8
Sedative	10.1	5.2	1.4
Stimulant	5.0	1.1	0.3
Inhalant	4.1	0.4	0.3
Methamphetamine	6.0	0.9	0.0
Anabolic Steroids	0.9	0.4	0.4