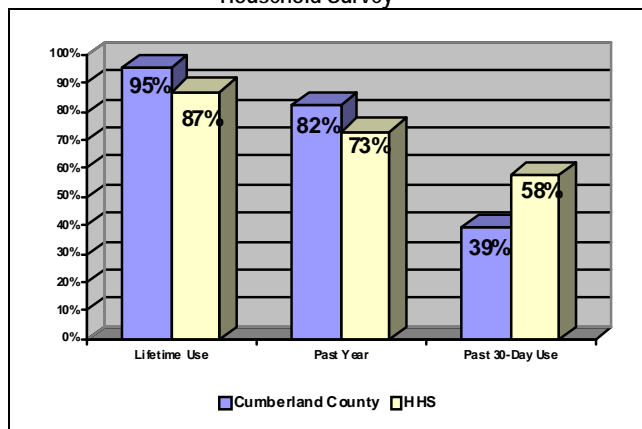


There were 350 Cumberland County residents who went through the Intoxicated Driver Resource Center program in 2007. The following tables and graphs give demographic information about these clients. Clients' reported alcohol and other drug use characteristics are also described. Information was gathered from a mandatory self-administered questionnaire given during the IDRC classes and the counselors' screening/scoring forms.

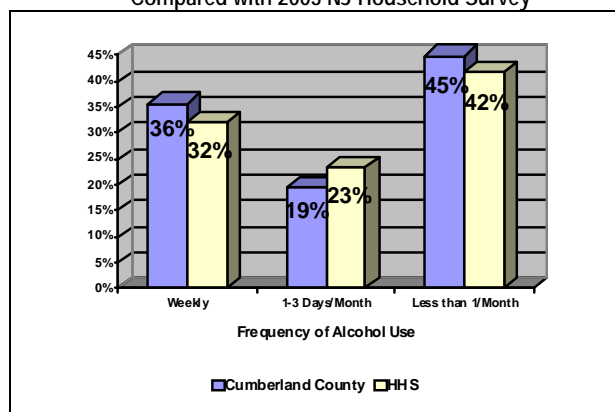
**Cumberland County IDRC Client Demographics**

	N	%
<b>Gender</b>		
Male	306	87.4
Female	44	12.6
<b>Age</b>		
<21 (16-20)	23	6.6
21-24	45	12.9
25-34	119	34.0
35-49	102	29.1
50 and Over	61	17.4
<b>Race/Ethnicity</b>		
White (non-Hispanic)	146	43.7
Black (non-Hispanic)	50	15.0
Hispanic	135	40.4
Other	3	0.9
<b>Education</b>		
Less than High School	113	34.7
High School Graduate	135	41.4
Some College	49	15.0
College Graduate or Higher	29	8.9
<b>Marital Status</b>		
Single	164	49.1
Married	81	24.3
Divorced/Separated/Other	89	26.7
<b>Household Income</b>		
Under \$25,000	176	54.2
\$25,000-34,999	48	14.8
\$35,000-49,999	34	10.5
Over \$50,000	67	20.6
<b>Employment Status</b>		
Full-Time	218	66.3
Part-Time	42	12.8
Unemployed/Other	69	21.0

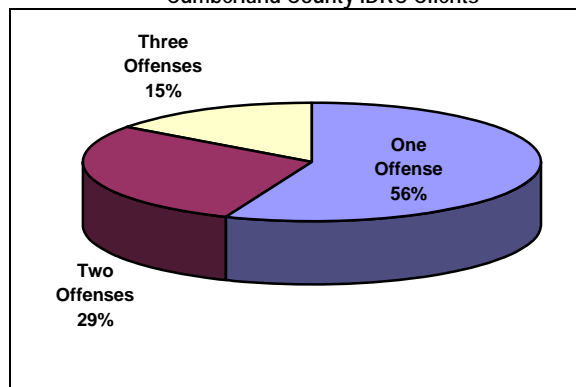
**Alcohol Use by Cumberland County IDRC Clients Compared with 2003 NJ Household Survey**



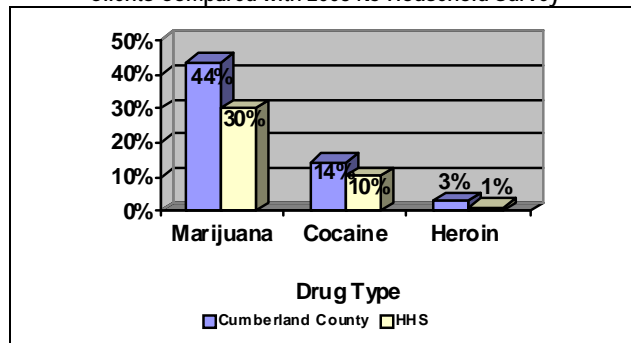
**Frequency of Alcohol Use by Cumberland County IDRC Clients Compared with 2003 NJ Household Survey**



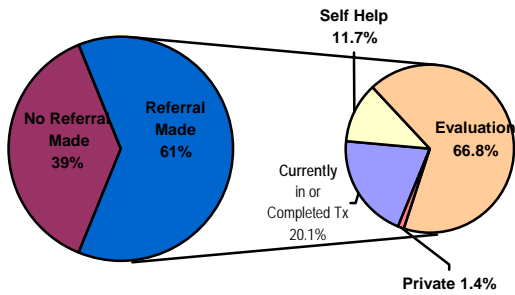
**Number of Alcohol-Related Offenses on DMV Records of Cumberland County IDRC Clients**



**Lifetime Marijuana, Cocaine and Heroin Use by Cumberland County IDRC Clients Compared with 2003 NJ Household Survey**



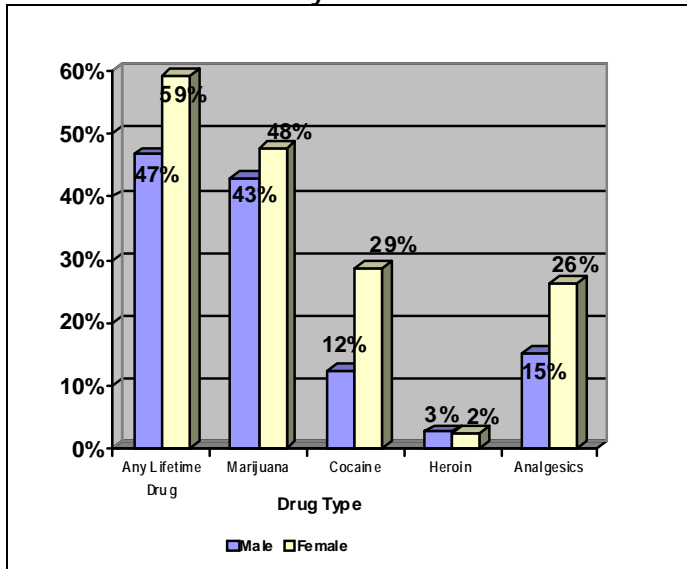
## 2007 Cumberland County Resident Referrals from IDRC



## Clients' Treatment/Self-Help History by Screening Score and Referral Status

Treatment/Self-Help History	N	% Clients with Treatment History who Scored 9 or more*	% Clients with Treatment History who had Referral Made
AA in Lifetime	80	63.8	93.8
Currently in AA	34	58.8	91.2
NA Lifetime	34	82.4	97.1
Currently in NA	11	81.8	100.0
Treatment in Lifetime	66	65.2	93.9
Currently in Treatment	29	62.1	86.2

## Cumberland County IDRC Clients' Lifetime Drug Use including Marijuana, Cocaine, Heroin & Analgesic Use, by Gender



## Cumberland County IDRC Clients' Demographic Criteria by Referral, Lifetime Drug Use, Two or More Offenses, Tobacco Use and Screening Score Cutoff

	Referral Made	Lifetime Drug	2 or more Offenses	Use Tobacco Products	Screening Score Above Cutoff	
GENDER	Male	61.4	46.7	44.4	51.2	58.2
	Female	59.1	59.1	40.9	57.5	34.1
AGE	<21	43.5	60.9	4.6	73.9	69.6
	21-24	44.4	48.9	22.2	50.0	62.2
	25-34	58.0	47.9	39.0	58.1	68.1
	35-49	68.6	43.1	56.0	46.9	37.3
	50 and Over	73.8	52.5	63.9	38.8	49.2
EDUCATION	Less than high school	57.5	35.4	38.4	46.8	64.6
	High school graduate	60.7	57.0	45.1	63.0	64.4
	Some college	63.3	57.1	42.9	35.4	28.6
	College graduate or higher	48.3	58.6	41.4	41.4	37.9
RACE/ETHNICITY	White	61.6	65.1	45.1	60.4	48.6
	Black	68.0	62.0	50.0	58.0	66.0
	Hispanic	53.3	31.1	35.3	40.2	63.0
	Other	66.7	33.3	33.3	100.0	66.7
EMPLOYMENT STATUS	Employed Full-time	60.6	48.2	42.1	50.5	57.8
	Employed part-time	47.6	47.6	26.8	52.4	47.6
	Unemployed/other	62.3	62.3	48.5	59.1	60.9
INCOME	Under \$25,000	61.4	38.1	43.7	48.8	55.7
	\$25,000-34,999	66.7	68.8	48.9	62.5	68.8
	\$35,000-49,999	55.9	61.8	44.1	61.8	64.7
	\$50,000 +	53.7	65.7	33.3	51.5	49.3

## Cumberland County IDRC Clients' Self-Reported Illicit Drug Use

	Lifetime	Past Year	Past 30 days
Marijuana	43.7	10.4	2.8
Cocaine	14.3	3.4	0.0
Heroin	2.7	0.6	0.0
Analgesic	16.6	9.2	4.3
Hallucinogen	5.4	0.6	0.3
Club Drugs	5.7	0.9	0.0
Tranquilizer	3.6	1.2	0.3
Sedative	6.9	3.7	1.2
Stimulant	3.0	0.6	0.0
Inhalant	2.4	0.9	0.6
Methamphetamine	2.4	0.3	0.0
Anabolic Steroids	0.3	0.0	0.0