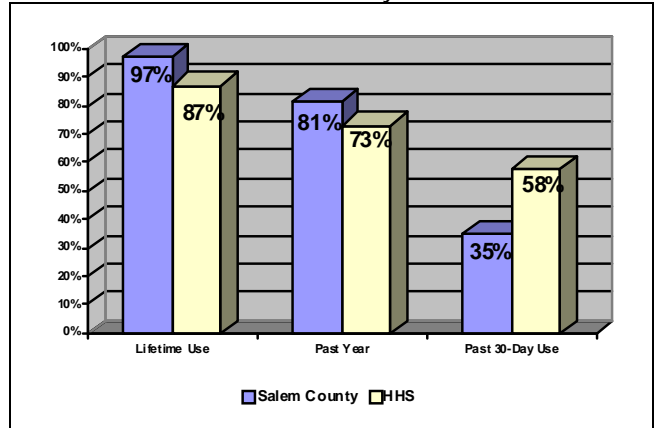


There were 194 Salem County residents who went through the Intoxicated Driver Resource Center program in 2007. The following tables and graphs give demographic information about these clients. Clients' reported alcohol and other drug use characteristics are also described. Information was gathered from a mandatory self-administered questionnaire given during the IDRC classes and the counselors' screening/scoring forms.

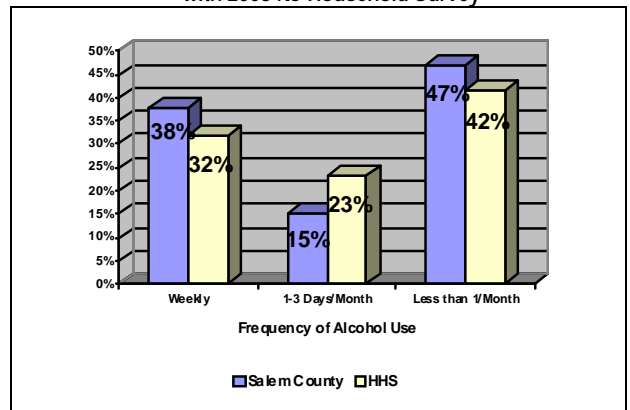
Salem County IDRC Client Demographics

	N	%
<b>Gender</b>		
Male	170	87.6
Female	24	12.4
<b>Age</b>		
<21 (16-20)	13	6.7
21-24	26	13.4
25-34	60	30.9
35-49	60	30.9
50 and Over	35	18.0
<b>Race/Ethnicity</b>		
White (non-Hispanic)	138	73.8
Black (non-Hispanic)	27	14.4
Hispanic	16	8.6
Other	6	3.2
<b>Education</b>		
Less than High School	31	17.2
High School Graduate	103	57.2
Some College	22	12.2
College Graduate or Higher	24	13.3
<b>Marital Status</b>		
Single	96	51.6
Married	44	23.7
Divorced/Separated/Other	46	24.7
<b>Household Income</b>		
Under \$25,000	69	37.7
\$25,000-34,999	29	15.9
\$35,000-49,999	28	15.3
Over \$50,000	57	31.2
<b>Employment Status</b>		
Full-Time	128	68.5
Part-Time	17	9.1
Unemployed/Other	42	22.5

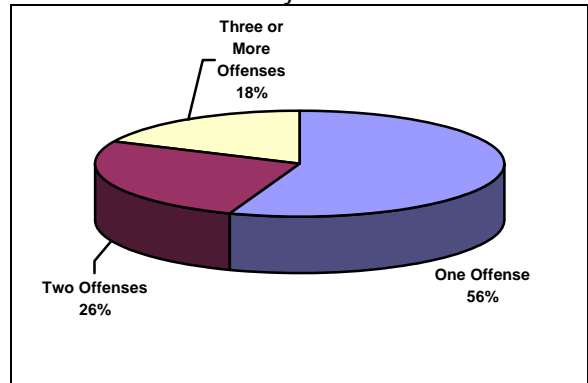
Alcohol Use by Salem County IDRC Clients Compared with 2003 NJ Household Survey



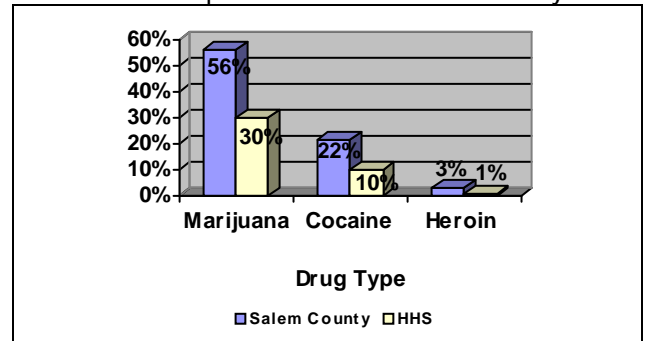
Frequency of Alcohol Use by Salem County IDRC Clients Compared with 2003 NJ Household Survey



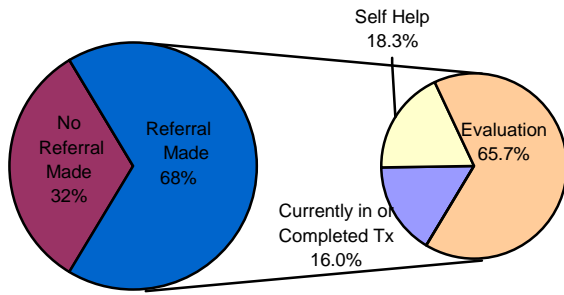
Number of Alcohol-Related Offenses on DMV Records of Salem County IDRC Clients



Lifetime Marijuana, Cocaine and Heroin Use by Salem County IDRC Clients Compared with 2003 NJ Household Survey



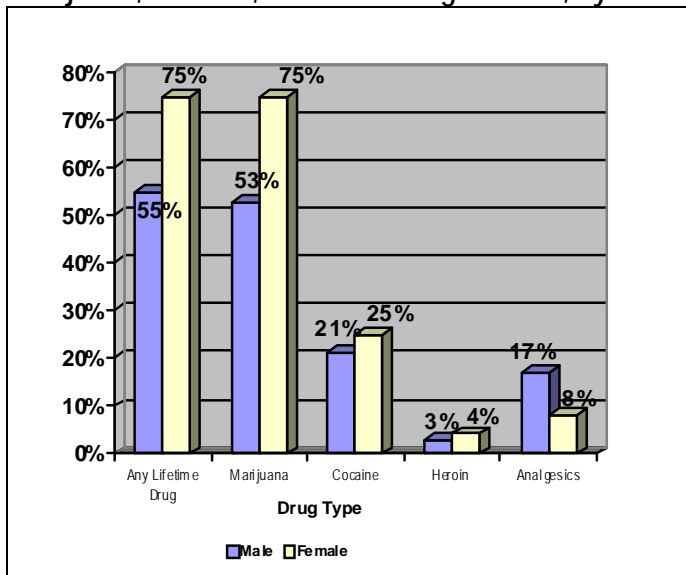
## 2007 Salem County Resident Referrals from IDRC



## Clients' Treatment/Self-Help History by Screening Score and Referral Status

Treatment/Self-Help History	N	% Clients with Treatment History who Scored 9 or more*	% Clients with Treatment History who had Referral Made
AA in Lifetime	69	73.9	88.4
Currently in AA	26	76.9	96.2
NA Lifetime	31	77.4	83.9
Currently in NA	9	88.9	100.0
Treatment in Lifetime	61	72.1	95.1
Currently in Treatment	10	80.0	90.0

## Salem County IDRC Clients' Lifetime Drug Use including Marijuana, Cocaine, Heroin & Analgesic Use, by Gender



## Salem County IDRC Clients' Demographic Criteria by Referral, Lifetime Drug Use, Two or More Offenses, Tobacco Use and Screening Score Cutoff

	Referral Made	Lifetime Drug	2 or more Offenses	Use Tobacco Products	Screening Score Above Cutoff	
GENDER	Male	70.0	54.7	49.1	60.5	50.6
	Female	50.0	75.0	12.5	70.8	58.3
AGE	<21	46.2	61.5	7.7	61.5	61.5
	21-24	53.9	57.7	26.9	72.0	53.9
	25-34	70.0	55.0	44.1	62.1	40.0
	35-49	73.3	65.0	53.3	64.9	65.0
	50 and Over	71.4	45.7	57.1	48.5	42.9
EDUCATION	Less than high school	67.7	64.5	38.7	75.9	67.7
	High school graduate	74.8	59.2	52.4	68.6	56.3
	Some college	59.1	59.1	27.3	54.6	36.4
	College graduate or higher	37.5	54.2	29.2	12.5	33.3
RACE/ETHNICITY	White	69.6	63.0	50.0	65.0	55.1
	Black	66.7	59.3	29.6	51.9	37.0
	Hispanic	43.8	25.0	6.3	50.0	50.0
	Other	83.3	66.7	66.7	66.7	83.3
EMPLOYMENT STATUS	Employed Full-time	68.0	57.0	45.3	60.3	50.8
	Employed part-time	47.1	41.2	11.8	52.9	47.1
	Unemployed/other	71.4	71.4	50.0	69.1	59.5
INCOME	Under \$25,000	63.8	50.7	33.3	65.7	66.7
	\$25,000-34,999	69.0	62.1	44.8	79.3	55.2
	\$35,000-49,999	82.1	57.1	64.3	67.9	32.1
	\$50,000 +	59.7	66.7	43.9	43.9	47.4

## Salem County IDRC Clients' Self-Reported Illicit Drug Use

	Lifetime	Past Year	Past 30 days
Marijuana	55.9	8.2	0.6
Cocaine	21.7	2.3	0.6
Heroin	3.2	0.6	0.0
Analgesic	15.9	8.9	3.4
Hallucinogen	9.5	0.0	0.0
Club Drugs	3.2	0.0	0.0
Tranquilizer	3.7	1.7	1.1
Sedative	4.2	2.8	1.7
Stimulant	5.3	1.1	0.0
Inhalant	1.1	0.6	0.0
Methamphetamine	6.9	0.6	0.0
Anabolic Steroids	0.0	0.0	0.0