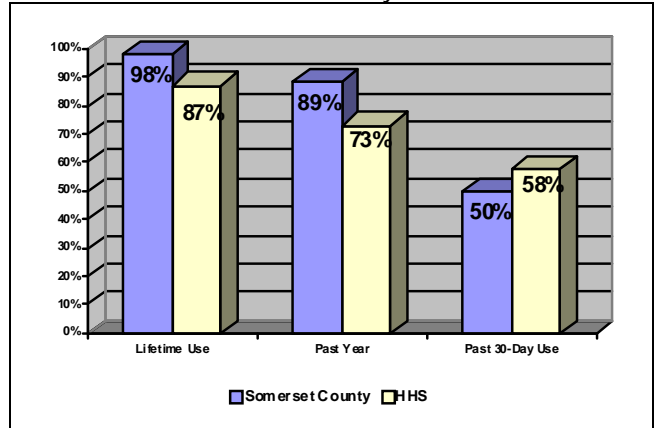


There were 590 Somerset County residents who went through the Intoxicated Driver Resource Center program in 2007. The following tables and graphs give demographic information about these clients. Clients' reported alcohol and other drug use characteristics are also described. Information was gathered from a mandatory self-administered questionnaire given during the IDRC classes and the counselors' screening/scoring forms.

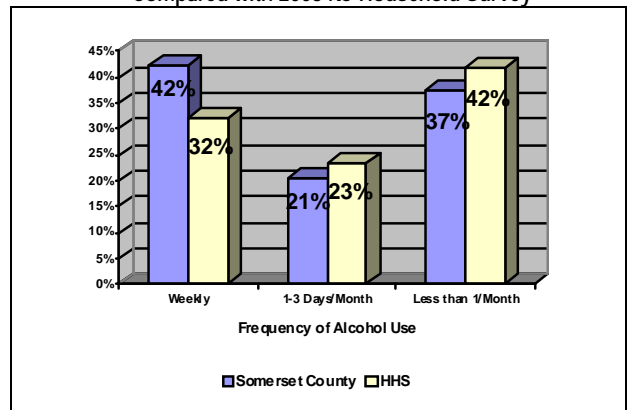
**Somerset County IDRC Client Demographics**

	N	%
<b>Gender</b>		
Male	463	78.5
Female	127	21.5
<b>Age</b>		
<21 (16-20)	54	9.2
21-24	101	17.1
25-34	158	26.8
35-49	201	34.1
50 and Over	76	12.9
<b>Race/Ethnicity</b>		
White (non-Hispanic)	407	70.8
Black (non-Hispanic)	35	6.1
Hispanic	98	17.0
Other	35	6.1
<b>Education</b>		
Less than High School	64	11.3
High School Graduate	229	40.3
Some College	131	23.1
College Graduate or Higher	144	25.4
<b>Marital Status</b>		
Single	296	52.5
Married	143	25.4
Divorced/Separated/Other	125	22.2
<b>Household Income</b>		
Under \$25,000	178	32.1
\$25,000-34,999	61	11.0
\$35,000-49,999	88	15.9
Over \$50,000	227	41.0
<b>Employment Status</b>		
Full-Time	375	66.3
Part-Time	63	11.1
Unemployed/Other	128	22.6

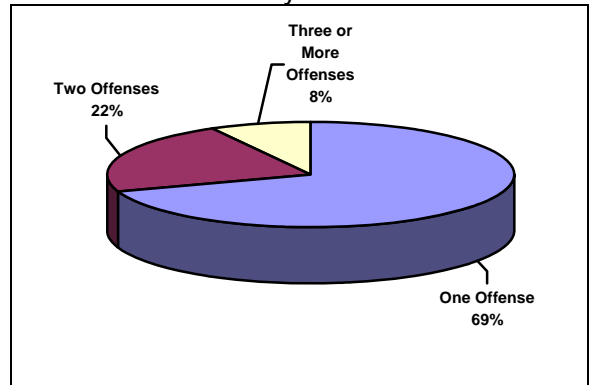
**Alcohol Use by Somerset County IDRC Clients Compared with 2003 NJ Household Survey**



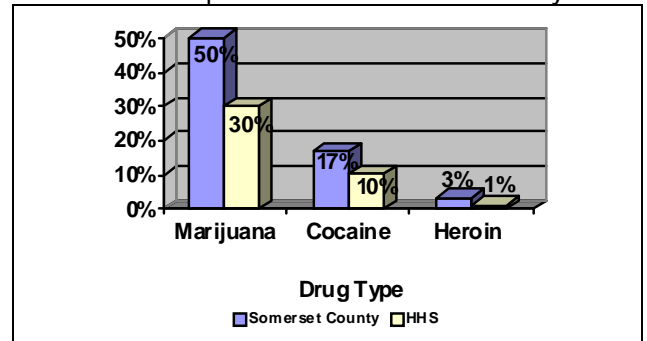
**Frequency of Alcohol Use by Somerset County IDRC Clients Compared with 2003 NJ Household Survey**



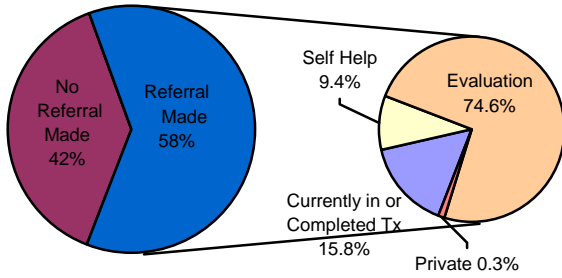
**Number of Alcohol-Related Offenses on DMV Records of Somerset County IDRC Clients**



**Lifetime Marijuana, Cocaine and Heroin Use by Somerset County IDRC Clients Compared with 2003 NJ Household Survey**



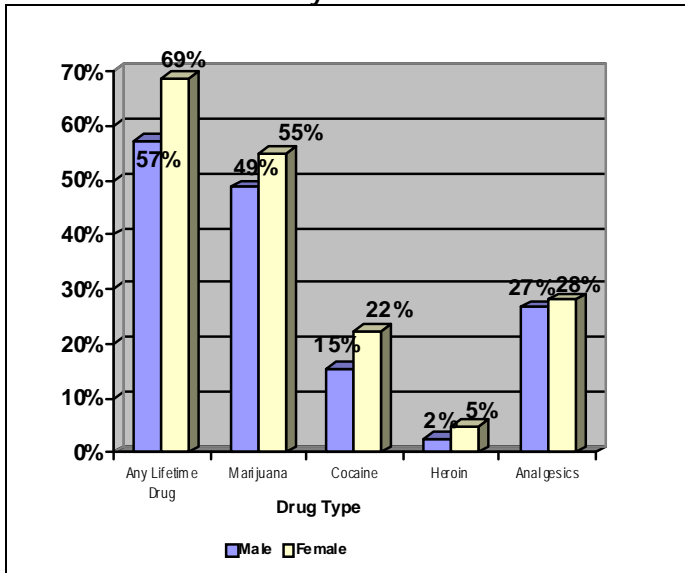
## 2007 Somerset County Resident Referrals from IDRC



## Clients' Treatment/Self-Help History by Screening Score and Referral Status

Treatment/Self-Help History	N	% Clients with Treatment History who Scored 9 or more*	% Clients with Treatment History who had Referral Made
AA in Lifetime	151	64.9	91.4
Currently in AA	75	68.0	96.0
NA Lifetime	57	71.9	94.7
Currently in NA	23	65.2	100.0
Treatment in Lifetime	124	64.5	95.2
Currently in Treatment	53	62.3	88.7

## Somerset County IDRC Clients' Lifetime Drug Use including Marijuana, Cocaine, Heroin & Analgesic Use, by Gender



## Somerset County IDRC Clients' Demographic Criteria by Referral, Lifetime Drug Use, Two or More Offenses, Tobacco Use and Screening Score Cutoff

	Referral Made	Lifetime Drug	2 or more Offenses	Use Tobacco Products	Screening Score Above Cutoff	
GENDER	Male	59.8	57.0	32.5	54.8	46.9
	Female	51.2	68.5	23.6	57.9	29.9
AGE	<21	94.4	68.5	11.1	77.8	61.1
	21-24	64.4	66.3	19.8	64.4	50.5
	25-34	47.5	52.5	22.2	52.9	44.3
	35-49	56.7	58.7	44.5	51.8	38.3
	50 and Over	48.7	60.5	39.5	42.7	31.6
EDUCATION	Less than high school	60.9	42.2	28.1	65.1	62.5
	High school graduate	65.9	62.9	37.3	60.3	51.1
	Some college	64.9	77.1	29.0	62.6	45.0
	College graduate or higher	38.2	48.6	20.8	38.9	21.5
RACE/ETHNICITY	White	60.2	69.3	32.0	60.6	42.5
	Black	60.0	65.7	25.7	57.1	37.1
	Hispanic	44.9	28.6	21.4	32.7	55.1
	Other	54.3	34.3	37.1	60.0	25.7
EMPLOYMENT STATUS	Employed Full-time	49.6	56.0	30.0	54.4	38.4
	Employed part-time	68.3	52.4	22.2	57.1	47.6
	Unemployed/other	75.0	75.8	34.4	58.6	54.7
INCOME	Under \$25,000	66.9	52.8	33.2	59.6	49.4
	\$25,000-34,999	57.4	62.3	36.7	67.2	45.9
	\$35,000-49,999	51.1	59.1	28.4	55.7	48.9
	\$50,000 +	53.7	66.1	28.2	49.3	34.4

## Somerset County IDRC Clients' Self-Reported Illicit Drug Use

	Lifetime	Past Year	Past 30 days
Marijuana	50.0	20.8	5.3
Cocaine	16.8	7.2	1.8
Heroin	2.9	1.5	0.5
Analgesic	27.0	28.5	12.1
Hallucinogen	7.4	0.5	0.0
Club Drugs	7.1	1.8	0.0
Tranquilizer	6.6	6.8	3.3
Sedative	12.2	13.4	5.1
Stimulant	4.8	2.4	1.0
Inhalant	3.1	1.5	1.0
Methamphetamine	4.2	1.0	0.0
Anabolic Steroids	0.2	0.0	0.0