



## **WORK FIRST NJ**

### **Quarterly Progress Update December 2012**


**NEW JERSEY DEPARTMENT OF  
HUMAN SERVICES**

**Division of Family Development**

**Jeanette Page-Hawkins  
Director**



*Jennifer Velez  
Commissioner*



## Work First New Jersey (WFNJ) Quarterly Progress Update

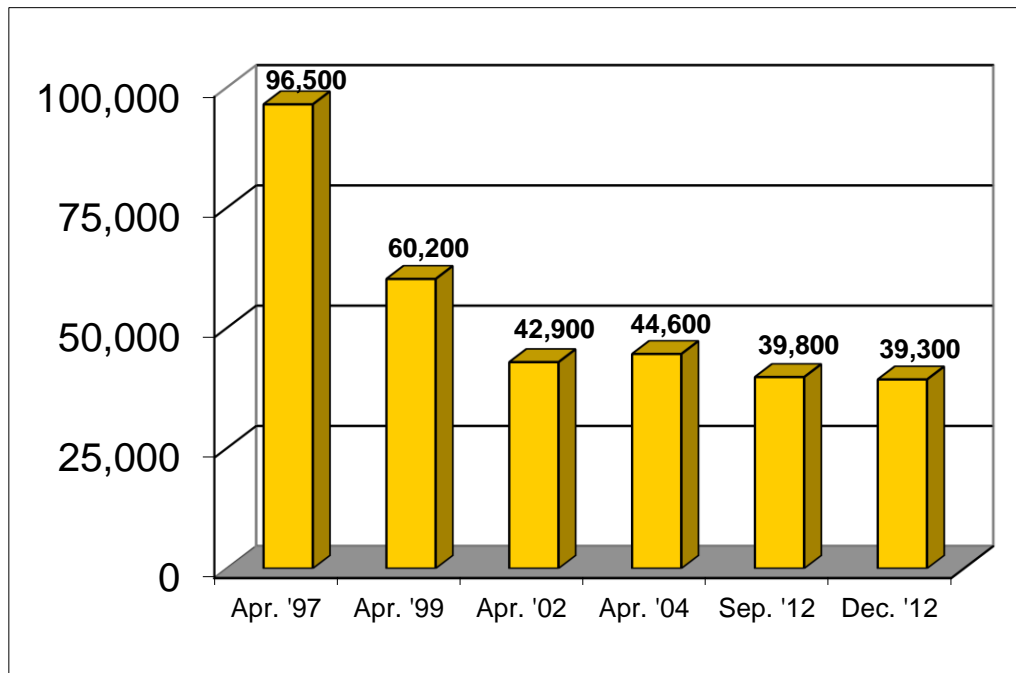
### Quarter Ending December 2012

#### 1. Work First NJ Caseload

##### •Temporary Assistance for Needy Families (TANF)

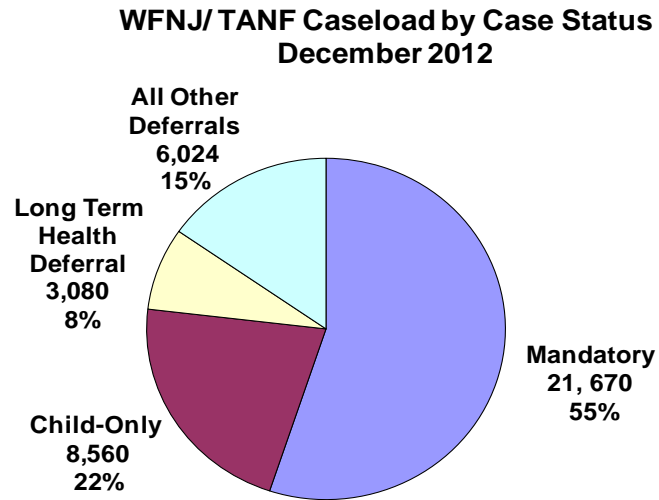
The number of families receiving WFNJ/TANF totaled approximately 39,300 as of December 2012, a slight decline from the September 2012 caseload.

WFNJ TANF Caseload



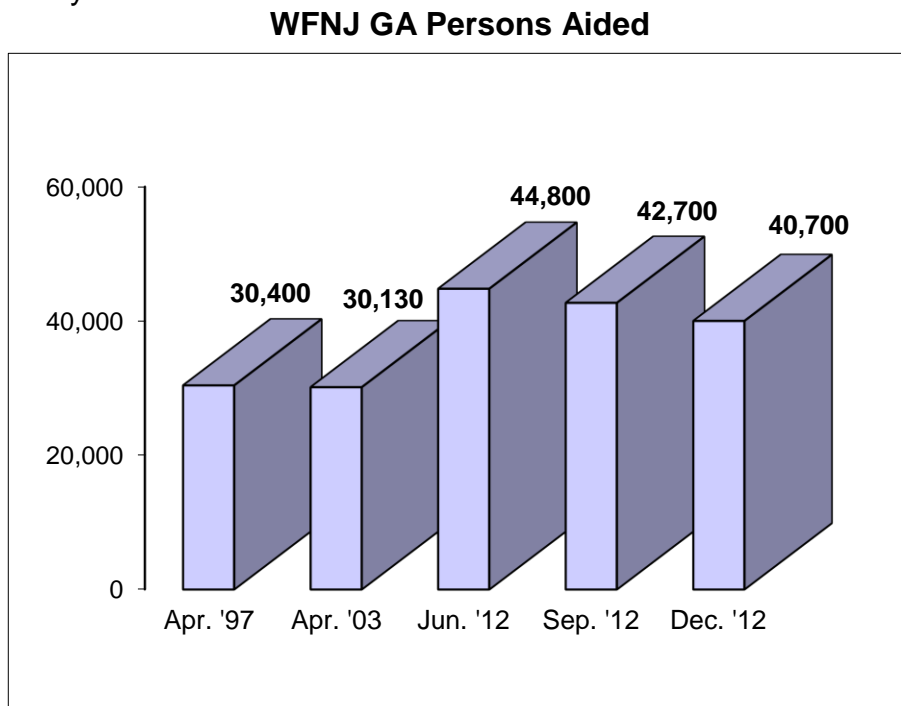
### **•Client Deferrals and Exemptions**

Of the total TANF caseload of 39,300, about 21,700 cases (55 percent) were those with adults in the household who must comply with WFNJ/TANF work requirements.



### **•General Assistance (GA)**

As of December 2012, there were approximately 40,700 General Assistance (GA) persons aided in New Jersey.



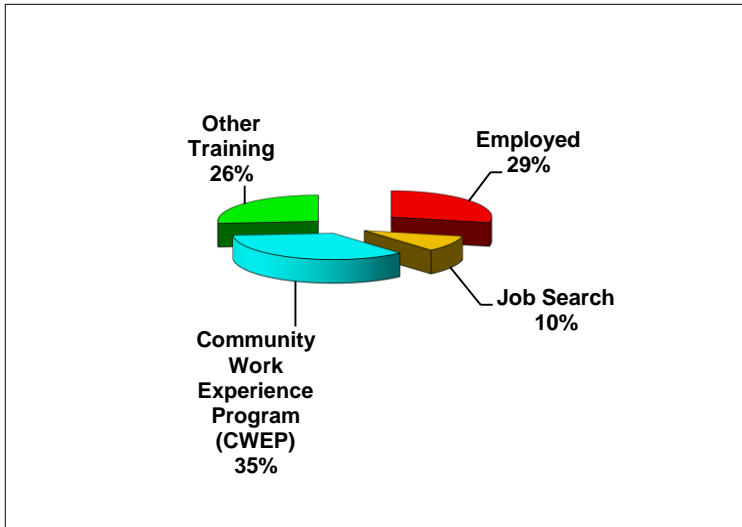
### **•Teenaged Welfare Recipients**

Of the WFNJ/TANF population of 39,300 in December 2012, about 1,148 (2.9%) were teenaged recipients, aged 18 and 19, who were heads of their households.

## 2. Employment & Work Preparation

### •Participation of WFNJ TANF Clients in Employment-Directed Activities

For the month of December 2012, over 14,000 TANF clients were engaged in work activities. About 4,200 (29 percent) of these individuals had begun working but were still receiving a partial cash assistance payment, due to income disregards.



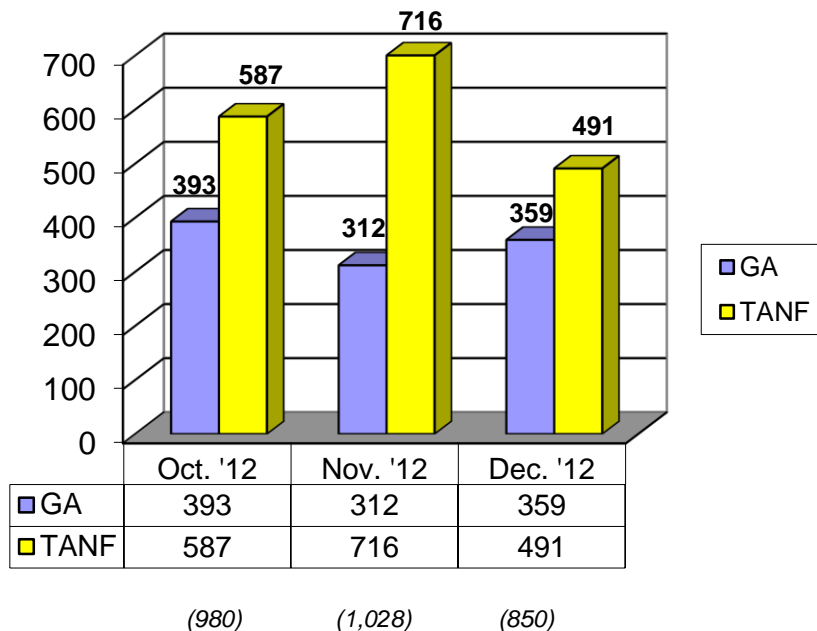
<b>Employed</b>	<b>4,202</b>
<b>Job Search</b>	<b>1,479</b>
<b>Community Work Experience Program (CWEP)</b>	<b>5,205</b>
<b>Other Training</b> -Occupational Training -Education -On the Job Training (OJT)	<b>3,875</b>
<b>Total</b>	<b>14,761</b>

### •Cases that met the Federal Participation Requirement

Of the people scheduled to participate in the work-directed activities, 4,405 participated at levels sufficient to satisfy federal requirements.

### •Cases Closed Due to Employment

During the quarter, an average of about 953 WFNJ TANF and GA clients left welfare for employment each month.



## Major Reasons for TANF Case Closings

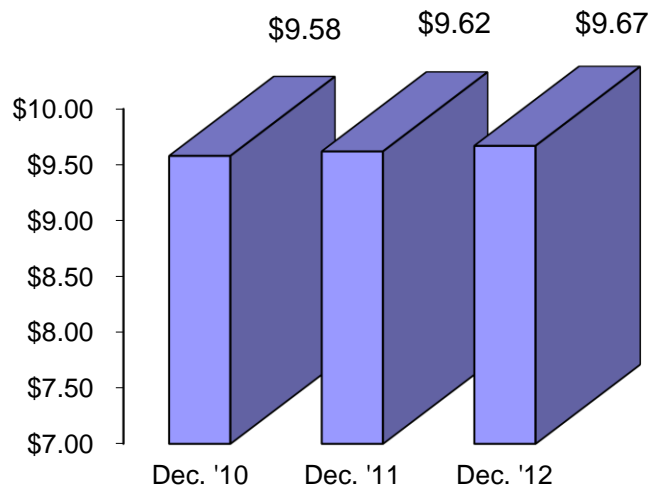
October to December 2012				
	Oct	Nov	Dec	Total
Due to Employment	587	716	491	1,794
No Eligible Children	230	242	140	612
No Redetermination	110	108	79	297
Moved Out of State	112	96	71	279
All Other Closed	1,336	1,568	1,172	4,076
(Unemployment Ins. Benefits)	72	83	44	199
(Recipient Withdrawal)	149	167	94	410
(Recipient Initiative)	42	56	33	131
(Moved to Another County)	55	63	57	175
(Unable to Verify Residence)	73	98	59	230
(Other Closed Cases)	945	1,101	885	2,931
<b>Total Closed Cases</b>	<b>2,375</b>	<b>2,730</b>	<b>1,953</b>	<b>7,058</b>

**About 25 percent of all TANF cases closed during the quarter were closed due to employment.**

## Earnings of Former TANF Recipients

During the fourth quarter of 2012, WFNJ TANF recipients who were working were earning an average of \$9.67 per hour.

**Average Hourly Wages of Former TANF Recipients**



**•Statewide Job Openings**

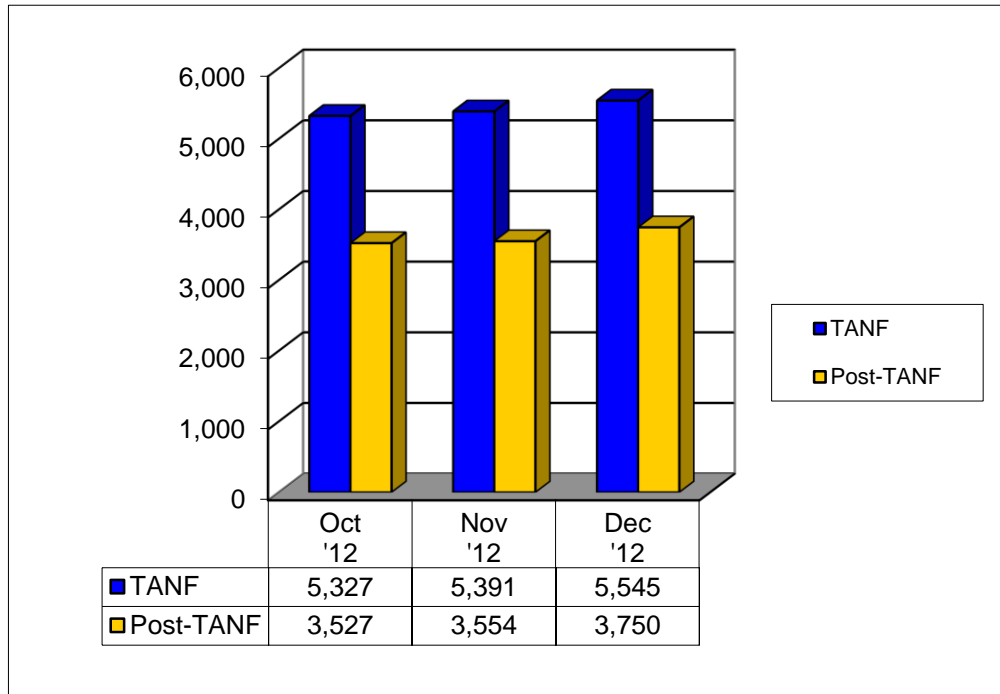
According to the NJ Department of Labor and Workforce Development, there were 71,733 job openings statewide during the period of January 1, 2012 through December 31, 2012. The majority of positions available were in the Administration and Support, Waste Management and Remediation category, followed by the Retail Trade and Accommodation and Food Services.

<b>LWD statewide job openings</b>	
<b>Occupation</b>	<b>Openings</b>
Retail Trade	16,857
Admin. & Support, Waste Mgt. & Remediation	15,166
Professional, Scientific and Technical Services	6,698
Accommodation and Food Services	5,956
Health Care & Social Assistance	5,375
Transportation & Warehousing	5,075
Manufacturing	4,268
Construction	1,961
Wholesale Trade	1,567
Other Services	1,410
Finance & Insurance	1,303
Educational Services	1,195
Arts, Entertainment & Recreation	1,133
Information	1,119
Agriculture, Forestry, Fishing, Hunting	820
Public Administration	801
Utilities	555
Real Estate & Rental & Leasing	404
Mining	43
Management of Companies & Enterprises	27
<b>Total</b>	<b>71,733</b>

### 3. Child Care

As of December 2012, over 5,500 WFNJ TANF clients received child care benefits. Post-TANF child care benefits were issued to nearly 3,800 families who had become employed and were no longer receiving cash assistance.

#### WFNJ TANF Cases Receiving Child Care Benefits, December 2012



### 4. WFNJ Program Expenditures

The attached Appendix provides a summary of WFNJ program expenditures for the quarter.

**NOTE: ALL CHARTS AND GRAPHS HAVE BEEN DEVELOPED BY  
THE DIVISION OF FAMILY DEVELOPMENT.**

**FOR FURTHER INFORMATION REGARDING CHARTS AND GRAPHS  
OR PROGRAM EXPENDITURES, PLEASE CONTACT  
JEANETTE PAGE-HAWKINS, DIRECTOR, AT 609-588-2401.**