

ACH (RIH ACQUISITIONS N.J., LLC)
MONTHLY GROSS REVENUE REPORT
FOR THE MONTH OF NOVEMBER, 2011

CASINO WIN - CURRENT MONTH

Line (a)	Type of Game (b)	Authorized Units (c)	Win or (Loss) (d)	Drop/Handle (e)	Win or (Loss) Percentage (f)
Table and Other Games:					
1	Blackjack	35	\$ 269,659	\$ 4,471,050	6.0%
2	Craps	5	187,718	1,557,177	12.1%
3	Roulette	7	133,553	931,773	14.3%
4	Big Six	1	9,187	23,303	39.4%
5	Baccarat	0	0	0	0.0%
6	Minibaccarat	18	85,646	1,370,381	6.2%
7	Other Games - (Page 2)	18	437,492	1,612,778	27.1%
8	Subtotal - Table and Other Games	84	1,123,255	\$ 9,966,462	11.3%
9	Poker	8	7,716		
10	Total - Table and Other Games	92	\$ 1,130,971		

Slot Machines:					
11	\$.01 and .02 Slot Machines	969	\$ 3,888,601	\$ 33,285,532	11.7%
12	\$.05 Slot Machines	100	277,798	4,412,916	6.3%
13	\$.25 Slot Machines	267	906,949	13,239,988	6.9%
14	\$.50 Slot Machines	39	132,724	1,304,635	10.2%
15	\$ 1.00 Slot Machines	210	1,112,824	19,403,430	5.7%
16	\$ 5.00 Slot Machines	88	203,812	6,909,020	2.9%
17	\$ 25.00 Slot Machines	6	67,200	700,675	9.6%
18	\$100.00 Slot Machines	4	42,700	129,000	33.1%
19	Multi-denominational Slot Machines	133	565,823	6,919,316	8.2%
20	Other Slot Machines	22	62,163	1,485,350	4.2%
21	Total - Slot Machines	1,838	\$ 7,260,594	\$ 87,789,862	8.3%
22	Total Casino Win		\$ 8,391,565		

TAX ON GROSS REVENUE

23	Year-to-Date Table and Other Games Win	\$ 28,218,364
24	Year-to-Date Slot Machine Win	105,764,818
25	Year-to-Date Total Casino Win	\$ 133,983,182
26	Adjustments	
27	Year-To-Date Gross Revenue	\$ 133,983,182
28	Deduction for Eligible Promotional Gaming Credits	\$ 17,867,198
29	Year-To-Date Taxable Gross Revenue	\$ 116,115,984
30	Gross Revenue Tax (8% of line 29).....	\$ 9,289,279
31	Less - Total Tax Paid in Prior Months.....	8,749,578
32	Total Tax Required for this Month (line 30 less line 31).....	\$ 539,701
33	Total Progressive Meter Amounts - End of Month.....	\$ 537,920
34	Authorized Casino Square Footage - End of Month.....	75,416
35	Authorized Simulcasting Square Footage - End of Month.....	
36	Simulcasting Revenue for the Month.....	
37	Simulcasting Handle for the Month.....	
38	Promotional Gaming Credits Wagered for the Month.....	\$ 1,911,921

Under penalties of perjury, I declare that I have examined this report, and to the best of my knowledge and belief, it is true and complete.

December 9, 2011
DATE



JOANNE MCKENSIE

CASINO CONTROLLER (1231-11)
TITLE (LICENSE NUMBER)

**ACH (RIH ACQUISITIONS N.J., LLC)
MONTHLY GROSS REVENUE REPORT
SCHEDULE OF OTHER GAMES
FOR THE MONTH OF NOVEMBER, 2011**

Type of Game (b)	Authorized Units (c)	Win or (Loss) (d)	Drop (e)	Win or (Loss) Percentage (f)
Sic Bo	1			
Pai Gow Poker	2	67,007	175,152	38.3%
Pai Gow	4	19,774	115,875	17.1%
Keno				
Caribbean Stud Poker	1	(12,115)	3,349	-361.7%
Let it Ride Poker	2	33,227	268,170	12.4%
Three Card Poker	4	141,942	546,411	26.0%
Spanish 21	2	100,518	318,746	31.5%
Double Attack Blackjack				
Four Card Poker	1	84,475	167,640	50.4%
Texas Hold 'Em Bonus Poker				
House Way Pai Gow Poker				
Flop Poker	1	2,664	17,435	15.3%
Two Card Joker Poker				
Ultimate Texas Hold 'Em				
Asia Poker				
Winner's Pot Poker				
1 Bet Threat Texas Hold 'Em				
Mississippi Stud				
Mini-Tex 3 Card Hold'Em				
Supreme Pai Gow				
Total -(Must agree with line 7 on Pg 1)	18	\$ 437,492	\$ 1,612,778	27.1%

BALLY'S ATLANTIC CITY

MONTHLY GROSS REVENUE REPORT

FOR THE MONTH OF NOVEMBER, 2011

CASINO WIN - CURRENT MONTH

Line (a)	Type of Game (b)	Authorized Units (c)	Win or (Loss) (d)	Drop/Handle (e)	Win or (Loss) Percentage (f)
Table and Other Games:					
1	Blackjack	81	\$ 2,989,699	\$ 17,561,881	17.0%
2	Craps	9	382,017	6,020,818	6.3%
3	Roulette	21	1,024,047	5,476,551	18.7%
4	Big Six	2	78,710	215,638	36.5%
5	Baccarat	1	58,269	187,329	31.1%
6	Minibaccarat	16	1,631,503	12,296,861	13.3%
7	Other Games - (Page 2)	50	3,098,080	11,840,001	26.2%
8	Subtotal - Table and Other Games	180	9,262,325	\$ 53,599,079	17.3%
9	Poker	26	276,905		
10	Total - Table and Other Games	206	\$ 9,539,230		

Slot Machines:					
11	\$.01 and .02 Slot Machines	1,222	\$ 7,560,634	\$ 61,262,962	12.3%
12	\$.05 Slot Machines	325	1,207,866	12,675,842	9.5%
13	\$.25 Slot Machines	574	2,769,765	37,910,749	7.3%
14	\$.50 Slot Machines	60	515,883	4,138,992	12.5%
15	\$ 1.00 Slot Machines	342	2,340,260	35,515,127	6.6%
16	\$ 5.00 Slot Machines	94	413,839	12,428,700	3.3%
17	\$ 25.00 Slot Machines	18	63,522	2,005,225	3.2%
18	\$100.00 Slot Machines	13	109,685	2,094,800	5.2%
19	Multi-denominational Slot Machines	593	3,445,956	34,118,936	10.1%
20	Other Slot Machines	27	135,933	4,276,488	3.2%
21	Total - Slot Machines	3,268	\$ 18,563,343	\$ 206,427,821	9.0%
22	Total Casino Win		\$ 28,102,573		

TAX ON GROSS REVENUE

23	Year-to-Date Table and Other Games Win	\$ 105,556,899
24	Year-to-Date Slot Machine Win	246,360,655
25	Year-to-Date Total Casino Win	\$ 351,917,554
26	Adjustments	
27	Year-To-Date Gross Revenue	\$ 351,917,554
28	Deduction for Eligible Promotional Gaming Credits	\$ 41,285,520
29	Year-To-Date Taxable Gross Revenue	\$ 310,632,034
30	Gross Revenue Tax (8% of line 29).....	\$ 24,850,563
31	Less - Total Tax Paid in Prior Months.....	22,936,863
32	Total Tax Required for this Month (line 30 less line 31).....	\$ 1,913,700
33	Total Progressive Meter Amounts - End of Month.....	\$ 1,698,347
34	Authorized Casino Square Footage - End of Month.....	167,209
35	Authorized Simulcasting Square Footage - End of Month.....	9,393
36	Simulcasting Revenue for the Month.....	\$ 62,637
37	Simulcasting Handle for the Month.....	\$ 791,669
38	Promotional Gaming Credits Wagered for the Month.....	\$ 3,550,056

Under penalties of perjury, I declare that I have examined this report, and to the best of my knowledge and belief, it is true and complete.

December 9, 2011

DATE



William Pangoras

Operations Controller (1792-11)
TITLE (LICENSE NUMBER)

**BALLY'S ATLANTIC CITY
MONTHLY GROSS REVENUE REPORT
SCHEDULE OF OTHER GAMES
FOR THE MONTH OF NOVEMBER, 2011**

Type of Game (b)	Authorized Units (c)	Win or (Loss) (d)	Drop (e)	Win or (Loss) Percentage (f)
Sic Bo	1	30,882	433,087	7.1%
Pai Gow Poker	6	249,762	1,211,445	20.6%
Pai Gow	3	249,869	1,591,184	15.7%
Keno				
Caribbean Stud Poker	2	104,222	452,644	23.0%
Let it Ride Poker	4	220,778	875,257	25.2%
Three Card Poker	15	1,225,103	3,274,773	37.4%
Spanish 21	8	437,013	1,644,969	26.6%
Double Attack Blackjack				
Four Card Poker	5	272,222	1,104,947	24.6%
Texas Hold 'Em Bonus Poker	2	36,574	144,056	25.4%
House Way Pai Gow Poker				
Flop Poker				
Two Card Joker Poker				
Ultimate Texas Hold 'Em	2	233,040	730,622	31.9%
Asia Poker	2	38,615	377,017	10.2%
Winner's Pot Poker				
1 Bet Threat Texas Hold 'Em				
Mississippi Stud				
Mini-Tex 3 Card Hold'Em				
Supreme Pai Gow				
Total -(Must agree with line 7 on Pg 1)	50	\$ 3,098,080	\$ 11,840,001	26.2%

BORGATA HOTEL CASINO & SPA MONTHLY GROSS REVENUE REPORT

FOR THE MONTH OF November, 2011

CASINO WIN - CURRENT MONTH


Line (a)	Type of Game (b)	Authorized Units (c)	Win or (Loss) (d)	Drop/Handle (e)	Win or (Loss) Percentage (f)
Table and Other Games:					
1	Blackjack	79	\$ 3,815,649	\$ 64,481,293	5.9%
2	Craps	14	4,718,517	16,165,900	29.2%
3	Roulette	20	1,588,839	9,388,151	16.9%
4	Big Six	1	65,163	141,085	46.2%
5	Baccarat	1	66,145	1,176,380	5.6%
6	Minibaccarat	15	1,933,808	11,603,567	16.7%
7	Other Games - (Page 2)	54	3,323,009	15,468,571	21.5%
8	Subtotal - Table and Other Games	184	15,511,130	\$ 118,424,947	13.1%
9	Poker	85	2,205,862		
10	Total - Table and Other Games	269	\$ 17,716,992		
Slot Machines:					
11	\$.01 and .02 Slot Machines	1,500	\$ 13,796,031	\$ 118,595,487	11.6%
12	\$.05 Slot Machines	508	3,476,927	39,991,959	8.7%
13	\$.25 Slot Machines	321	1,910,565	22,205,276	8.6%
14	\$.50 Slot Machines	81	576,728	6,165,885	9.4%
15	\$ 1.00 Slot Machines	225	3,063,452	36,044,175	8.5%
16	\$ 5.00 Slot Machines	84	1,386,811	19,871,505	7.0%
17	\$ 25.00 Slot Machines	22	443,283	8,709,025	5.1%
18	\$100.00 Slot Machines	12	309,800	3,775,300	8.2%
19	Multi-denominational Slot Machines	671	6,498,052	124,881,205	5.2%
20	Other Slot Machines	51	1,099,406	11,572,122	9.5%
21	Total - Slot Machines	3,475	\$ 32,561,055	\$ 391,811,939	8.3%
22	Total Casino Win		\$ 50,278,047		

TAX ON GROSS REVENUE

23	Year-to-Date Table and Other Games Win	\$ 199,713,082
24	Year-to-Date Slot Machine Win	396,196,541
25	Year-to-Date Total Casino Win	\$ 595,909,623
26	Adjustments	
27	Year-To-Date Gross Revenue	\$ 595,909,623
28	Deduction for Eligible Promotional Gaming Credits	\$ 55,245,196
29	Year-To-Date Taxable Gross Revenue	\$ 540,664,427
30	Gross Revenue Tax (8% of line 29).....	\$ 43,253,154
31	Less - Total Tax Paid in Prior Months.....	39,727,766
32	Total Tax Required for this Month (line 30 less line 31).....	\$ 3,525,388
33	Total Progressive Meter Amounts - End of Month.....	\$ 1,042,155
34	Authorized Casino Square Footage - End of Month.....	136,667
35	Authorized Simulcasting Square Footage - End of Month.....	23,620
36	Simulcasting Revenue for the Month.....	\$ 210,093
37	Simulcasting Handle for the Month.....	\$ 2,571,795
38	Promotional Gaming Credits Wagered for the Month.....	\$ 5,338,048

Under penalties of perjury, I declare that I have examined this report, and to the best of my knowledge and belief, it is true and complete.

December 9, 2011
DATE


Betty J. Parker

Casino Controller Lic . # 8038-11

**BORGATA HOTEL CASINO & SPA
MONTHLY GROSS REVENUE REPORT
SCHEDULE OF OTHER GAMES
FOR THE MONTH OF November, 2011**

Type of Game (b)	Authorized Units (c)	Win or (Loss) (d)	Drop (e)	Win or (Loss) Percentage (f)
Sic Bo	1	25,011	79,468	31.5%
Pai Gow Poker	6	423,298	1,714,297	24.7%
Pai Gow	2	285,222	1,025,015	27.8%
Keno				
Caribbean Stud Poker	4	173,304	696,132	24.9%
Let it Ride Poker	5	378,528	2,019,203	18.7%
Super 7 1/2				
Mini-Craps				
Three Card Poker	15	922,802	4,478,841	20.6%
Casino War	2	106,791	394,632	27.1%
Spanish 21	5	259,089	1,552,657	16.7%
Double Attack Blackjack				
Four Card Poker	4	339,333	1,673,362	20.3%
Texas Hold 'Em Bonus Poker	4	180,541	701,848	25.7%
House Way Pai Gow Poker				
Flop Poker	4	144,694	743,172	19.5%
Two Card Joker Poker				
Ultimate Texas Hold 'Em				
Asia Poker	2	84,396	389,944	21.6%
Winner's Pot Poker				
1 Bet Threat Texas Hold 'Em				
Mississippi Stud				
Mini-Tex 3 Card Hold'Em				
Supreme Pai Gow				
Total -(Must agree with line 7 on Pg 1)	54	\$ 3,323,009	\$ 15,468,571	21.5%

**AMENDED
CAESARS ATLANTIC CITY
MONTHLY GROSS REVENUE REPORT
FOR THE MONTH OF NOVEMBER, 2011**

CASINO WIN - CURRENT MONTH

AMENDED MARCH 14, 2012

Line (a)	Type of Game (b)	Authorized Units (c)	Win or (Loss) (d)	Drop/Handle (e)	Win or (Loss) Percentage (f)
Table and Other Games:					
1	Blackjack	60	\$ 3,579,577	\$ 39,571,293	9.0%
2	Craps	13	2,790,914	12,523,579	22.3%
3	Roulette	16	1,275,085	5,967,413	21.4%
4	Big Six	2	29,011	68,357	42.4%
5	Baccarat	4	(184,406)	4,805,063	-3.8%
6	Minibaccarat	9	97,519	9,263,106	1.1%
7	Other Games - (Page 2)	42	2,784,432	11,286,342	24.7%
8	Subtotal - Table and Other Games	146	10,372,132	\$ 83,485,153	12.4%
9	Poker	32	256,158		
10	Total - Table and Other Games	178	\$ 10,628,290		
Slot Machines:					
11	\$.01 and .02 Slot Machines	1,084	\$ 8,054,665	\$ 68,162,697	11.8%
12	\$.05 Slot Machines	165	1,263,112	9,979,564	12.7%
13	\$.25 Slot Machines	265	2,287,502	15,252,134	15.0%
14	\$.50 Slot Machines	69	261,649	2,624,247	10.0%
15	\$ 1.00 Slot Machines	301	2,388,727	24,864,218	9.6%
16	\$ 5.00 Slot Machines	71	945,980	16,174,000	5.8%
17	\$ 25.00 Slot Machines	14	309,756	4,278,400	7.2%
18	\$100.00 Slot Machines	13	34,400	1,737,400	2.0%
19	Multi-denominational Slot Machines	313	2,204,884	37,814,048	5.8%
20	Other Slot Machines	48	581,715	10,535,114	5.5%
21	Total - Slot Machines	2,343	\$ 18,332,390	\$ 191,421,822	9.6%
22	Total Casino Win		\$ 28,960,680		

TAX ON GROSS REVENUE

23	Year-to-Date Table and Other Games Win	\$ 152,392,560
24	Year-to-Date Slot Machine Win	222,320,281
25	Year-to-Date Total Casino Win	\$ 374,712,841
26	Adjustments	\$ 20,798
27	Year-To-Date Gross Revenue	\$ 374,733,639
28	Deduction for Eligible Promotional Gaming Credits	\$ 39,189,384
29	Year-To-Date Taxable Gross Revenue	\$ 335,544,255
30	Gross Revenue Tax (8% of line 29).....	\$ 26,843,540
31	Less - Total Tax Paid in Prior Months.....	24,847,021
32	Total Tax Required for this Month (line 30 less line 31).....	\$ 1,996,519
33	Total Progressive Meter Amounts - End of Month.....	\$ 826,180
34	Authorized Casino Square Footage - End of Month.....	111,812
35	Authorized Simulcasting Square Footage - End of Month.....	28,963
36	Simulcasting Revenue for the Month.....	\$ 54,200
37	Simulcasting Handle for the Month.....	\$ 694,858
38	Promotional Gaming Credits Wagered for the Month.....	\$ 3,405,497

Under penalties of perjury, I declare that I have examined this report, and to the best of my knowledge and belief, it is true and complete.

March 15, 2012
DATE



Donna Hogan

Operational Controller (7156-11)
TITLE (LICENSE NUMBER)

**CAESARS ATLANTIC CITY
MONTHLY GROSS REVENUE REPORT
SCHEDULE OF OTHER GAMES
FOR THE MONTH OF NOVEMBER, 2011**

Type of Game (b)	Authorized Units (c)	Win or (Loss) (d)	Drop (e)	Win or (Loss) Percentage (f)
Sic Bo	1	6,985	30,256	23.1%
Pai Gow Poker	1	290,205	1,676,717	17.3%
Pai Gow	6	381,983	1,985,423	19.2%
Keno				
Caribbean Stud Poker	1	44,903	174,176	25.8%
Let it Ride Poker	5	37,798	380,892	9.9%
Three Card Poker	2	1,162,173	3,132,881	37.1%
Spanish 21	2	253,684	1,087,387	23.3%
Double Attack Blackjack	1	16,987	183,472	9.3%
Four Card Poker	11	317,446	1,273,936	24.9%
Texas Hold 'Em Bonus Poker	4	38,494	254,605	15.1%
House Way Pai Gow Poker				
Flop Poker				
Two Card Joker Poker				
Ultimate Texas Hold 'Em	2	53,328	261,485	20.4%
Asia Poker	5	129,900	618,703	21.0%
Winner's Pot Poker				
1 Bet Threat Texas Hold 'Em				
Mississippi Stud	1	50,546	226,409	22.3%
Mini-Tex 3 Card Hold'Em				
Supreme Pai Gow				
Total -(Must agree with line 7 on Pg 1)	42	\$ 2,784,432	\$ 11,286,342	24.7%

HARRAH'S RESORT ATLANTIC CITY MONTHLY GROSS REVENUE REPORT

FOR THE MONTH OF NOVEMBER 2011

CASINO WIN - CURRENT MONTH

Line (a)	Type of Game (b)	Authorized Units (c)	Win or (Loss) (d)	Drop/Handle (e)	Win or (Loss) Percentage (f)
Table and Other Games:					
1	Blackjack	69	\$ 2,118,248	\$ 28,372,952	7.5%
2	Craps	9	855,443	5,926,725	14.4%
3	Roulette	12	761,991	4,117,194	18.5%
4	Big Six	1	43,472	106,032	41.0%
5	Baccarat	0	0	0	0.0%
6	Minibaccarat	6	271,164	2,513,599	10.8%
7	Other Games - (Page 2)	36	2,014,853	7,731,639	26.1%
8	Subtotal - Table and Other Games	133	6,065,171	\$ 48,768,141	12.4%
9	Poker	40	374,963		
10	Total - Table and Other Games	173	\$ 6,440,134		
Slot Machines:					
11	\$.01 and .02 Slot Machines	731	\$ 4,557,966	\$ 54,398,123	8.4%
12	\$.05 Slot Machines	275	3,508,508	29,650,529	11.8%
13	\$.25 Slot Machines	458	4,314,720	34,416,825	12.5%
14	\$.50 Slot Machines	8	90,612	350,123	25.9%
15	\$ 1.00 Slot Machines	197	3,118,110	28,169,839	11.1%
16	\$ 5.00 Slot Machines	61	913,238	10,660,265	8.6%
17	\$ 25.00 Slot Machines	16	90,474	3,075,500	2.9%
18	\$100.00 Slot Machines	7	227,059	1,994,100	11.4%
19	Multi-denominational Slot Machines	1,093	9,534,385	138,060,901	6.9%
20	Other Slot Machines	26	341,005	3,076,122	11.1%
21	Total - Slot Machines	2,872	\$ 26,696,077	\$ 303,852,327	8.8%
22	Total Casino Win		\$ 33,136,211		

TAX ON GROSS REVENUE

23	Year-to-Date Table and Other Games Win	\$ 87,526,164
24	Year-to-Date Slot Machine Win	319,051,289
25	Year-to-Date Total Casino Win	\$ 406,577,453
26	Adjustments	\$ 128
27	Year-To-Date Gross Revenue	\$ 406,577,581
28	Deduction for Eligible Promotional Gaming Credits	\$ 39,287,567
29	Year-To-Date Taxable Gross Revenue	\$ 367,290,014
30	Gross Revenue Tax (8% of line 29).....	\$ 29,383,201
31	Less - Total Tax Paid in Prior Months.....	27,081,129
32	Total Tax Required for this Month (line 30 less line 31).....	\$ 2,302,072
33	Total Progressive Meter Amounts - End of Month.....	\$ 1,771,991
34	Authorized Casino Square Footage - End of Month.....	177,001
35	Authorized Simulcasting Square Footage - End of Month.....	569
36	Simulcasting Revenue for the Month.....	\$ 39,294
37	Simulcasting Handle for the Month.....	\$ 536,539
38	Promotional Gaming Credits Wagered for the Month.....	\$ 4,495,139

Under penalties of perjury, I declare that I have examined this report, and to the best of my knowledge and belief, it is true and complete.

December 9, 2011

DATE



Joseph Lodise

Operations Controller (008900-11)

TITLE (LICENSE NUMBER)

**HARRAH'S RESORT ATLANTIC CITY
MONTHLY GROSS REVENUE REPORT
SCHEDULE OF OTHER GAMES
FOR THE MONTH OF NOVEMBER 2011**

Type of Game (b)	Authorized Units (c)	Win or (Loss) (d)	Drop (e)	Win or (Loss) Percentage (f)
Sic Bo				
Pai Gow Poker	3	139,226	571,666	24.4%
Pai Gow	1	(9,720)	81,741	-11.9%
Keno	4	38,742	118,501	32.7%
Caribbean Stud Poker	1	26,759	197,943	13.5%
Let it Ride Poker	4	204,887	1,022,754	20.0%
Three Card Poker	14	1,229,233	3,643,501	33.7%
Spanish 21	1	47,727	360,824	13.2%
Double Attack Blackjack	1	87,656	257,674	34.0%
Four Card Poker	2	90,540	477,688	19.0%
Texas Hold 'Em Bonus Poker	1	74,237	246,170	30.2%
House Way Pai Gow Poker				
Flop Poker	3	60,747	520,679	11.7%
Two Card Joker Poker				
Ultimate Texas Hold 'Em				
Asia Poker				
Winner's Pot Poker				
1 Bet Threat Texas Hold 'Em				
Mississippi Stud	1	24,819	232,498	10.7%
Mini-Tex 3 Card Hold'Em				
Supreme Pai Gow				
Total -(Must agree with line 7 on Pg 1)	36	\$ 2,014,853	\$ 7,731,639	26.1%

RESORTS CASINO HOTEL (DGMB CASINO LLC)

MONTHLY GROSS REVENUE REPORT

FOR THE MONTH OF NOVEMBER 2011

CASINO WIN - CURRENT MONTH

Line (a)	Type of Game (b)	Authorized Units (c)	Win or (Loss) (d)	Drop/Handle (e)	Win or (Loss) Percentage (f)
Table and Other Games:					
1	Blackjack	41	\$ 1,347,130	\$ 8,721,096	15.4%
2	Craps	5	295,517	2,749,762	10.7%
3	Roulette	8	337,024	1,374,718	24.5%
4	Big Six	1	12,410	36,472	34.0%
5	Baccarat	0	0	0	0.0%
6	Minibaccarat	14	567,234	4,395,149	12.9%
7	Other Games - (Page 2)	20	741,714	3,366,741	22.0%
8	Subtotal - Table and Other Games	89	3,301,029	\$ 20,643,938	16.0%
9	Poker				
10	Total - Table and Other Games	89	\$ 3,301,029		
Slot Machines:					
11	\$.01 and .02 Slot Machines	582	\$ 2,830,547	\$ 24,134,160	11.7%
12	\$.05 Slot Machines	150	407,379	4,482,880	9.1%
13	\$.25 Slot Machines	359	1,019,040	11,781,627	8.6%
14	\$.50 Slot Machines	38	93,086	796,887	11.7%
15	\$ 1.00 Slot Machines	144	313,116	6,001,250	5.2%
16	\$ 5.00 Slot Machines	60	214,471	3,956,390	5.4%
17	\$ 25.00 Slot Machines	9	93,071	1,902,275	4.9%
18	\$100.00 Slot Machines	10	50,820	546,800	9.3%
19	Multi-denominational Slot Machines	753	2,546,540	37,661,099	6.8%
20	Other Slot Machines	20	141,482	1,767,980	8.0%
21	Total - Slot Machines	2,125	\$ 7,709,552	\$ 93,031,348	8.3%
22	Total Casino Win		\$ 11,010,581		

TAX ON GROSS REVENUE

23	Year-to-Date Table and Other Games Win	\$ 35,441,965
24	Year-to-Date Slot Machine Win	107,815,968
25	Year-to-Date Total Casino Win	\$ 143,257,933
26	Adjustments	\$ (3,995)
27	Year-To-Date Gross Revenue	\$ 143,253,938
28	Deduction for Eligible Promotional Gaming Credits	\$ 16,892,065
29	Year-To-Date Taxable Gross Revenue	\$ 126,361,873
30	Gross Revenue Tax (8% of line 29).....	\$ 10,108,950
31	Less - Total Tax Paid in Prior Months.....	9,252,580
32	Total Tax Required for this Month (line 30 less line 31).....	\$ 856,370
33	Total Progressive Meter Amounts - End of Month.....	\$ 680,376
34	Authorized Casino Square Footage - End of Month.....	99,030
35	Authorized Simulcasting Square Footage - End of Month.....	
36	Simulcasting Revenue for the Month.....	
37	Simulcasting Handle for the Month.....	
38	Promotional Gaming Credits Wagered for the Month.....	\$ 2,014,266

Under penalties of perjury, I declare that I have examined this report, and to the best of my knowledge and belief, it is true and complete.

December 8, 2011
DATE


Walter Simon

Director Operational Accting, 3930-11
TITLE (LICENSE NUMBER)

RESORTS CASINO HOTEL (DGMB CASINO LLC)
MONTHLY GROSS REVENUE REPORT
SCHEDULE OF OTHER GAMES
FOR THE MONTH OF NOVEMBER 2011

Type of Game (b)	Authorized Units (c)	Win or (Loss) (d)	Drop (e)	Win or (Loss) Percentage (f)
Sic Bo				
Pai Gow Poker	4	78,197	333,937	23.4%
Pai Gow	3	78,460	535,831	14.6%
Keno				
Caribbean Stud Poker				
Let it Ride Poker	2	64,445	300,325	21.5%
Three Card Poker	4	117,997	907,891	13.0%
Spanish 21	3	241,084	793,648	30.4%
Double Attack Blackjack	1	0	0	
Four Card Poker	1	76,892	174,871	44.0%
Texas Hold 'Em Bonus Poker	1	84,639	320,238	26.4%
House Way Pai Gow Poker				
Flop Poker				
Two Card Joker Poker				
Ultimate Texas Hold 'Em	1	0	0	
Asia Poker				
Winner's Pot Poker				
1 Bet Threat Texas Hold 'Em				
Mississippi Stud				
Mini-Tex 3 Card Hold'Em				
Supreme Pai Gow				
Total -(Must agree with line 7 on Pg 1)	20	\$ 741,714	\$ 3,366,741	22.0%

SHOWBOAT

MONTHLY GROSS REVENUE REPORT

FOR THE MONTH OF NOVEMBER, 2011

CASINO WIN - CURRENT MONTH

Line (a)	Type of Game (b)	Authorized Units (c)	Win or (Loss) (d)	Drop/Handle (e)	Win or (Loss) Percentage (f)
Table and Other Games:					
1	Blackjack	41	\$ 1,141,394	\$ 7,274,367	15.7%
2	Craps	5	236,449	2,631,952	9.0%
3	Roulette	9	382,031	1,811,263	21.1%
4	Big Six	1	19,079	45,586	41.9%
5	Baccarat				0.0%
6	Minibaccarat	9	1,006,043	8,603,297	11.7%
7	Other Games - (Page 2)	23	1,283,107	4,801,554	26.7%
8	Subtotal - Table and Other Games	88	4,068,103	\$ 25,168,019	16.2%
9	Poker	24	200,349		
10	Total - Table and Other Games	112	\$ 4,268,452		
Slot Machines:					
11	\$.01 and .02 Slot Machines	647	\$ 4,269,260	\$ 34,149,847	12.5%
12	\$.05 Slot Machines	120	1,374,613	13,929,734	9.9%
13	\$.25 Slot Machines	257	1,454,019	17,128,968	8.5%
14	\$.50 Slot Machines	3	13,620	116,400	11.7%
15	\$ 1.00 Slot Machines	173	1,336,995	15,915,739	8.4%
16	\$ 5.00 Slot Machines	29	186,736	3,283,595	5.7%
17	\$ 25.00 Slot Machines	3	19,192	321,775	6.0%
18	\$100.00 Slot Machines	3	20,226	308,700	6.6%
19	Multi-denominational Slot Machines	1,367	6,985,097	68,235,211	10.2%
20	Other Slot Machines	5	19,173	322,180	6.0%
21	Total - Slot Machines	2,607	\$ 15,678,931	\$ 153,712,149	10.2%
22	Total Casino Win		\$ 19,947,383		

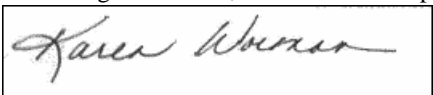
TAX ON GROSS REVENUE

23	Year-to-Date Table and Other Games Win	\$ 42,759,026
24	Year-to-Date Slot Machine Win	199,044,225
25	Year-to-Date Total Casino Win	\$ 241,803,251
26	Adjustments	\$ 7,500
27	Year-To-Date Gross Revenue	\$ 241,810,751
28	Deduction for Eligible Promotional Gaming Credits	\$ 26,806,183
29	Year-To-Date Taxable Gross Revenue	\$ 215,004,568
30	Gross Revenue Tax (8% of line 29).....	\$ 17,200,365
31	Less - Total Tax Paid in Prior Months.....	15,827,119
32	Total Tax Required for this Month (line 30 less line 31).....	\$ 1,373,246
33	Total Progressive Meter Amounts - End of Month.....	\$ 1,472,687
34	Authorized Casino Square Footage - End of Month.....	122,454
35	Authorized Simulcasting Square Footage - End of Month.....	17,086
36	Simulcasting Revenue for the Month.....	\$ 36,968
37	Simulcasting Handle for the Month.....	\$ 464,121
38	Promotional Gaming Credits Wagered for the Month.....	\$ 3,952,561

Under penalties of perjury, I declare that I have examined this report, and to the best of my knowledge and belief, it is true and complete.

December 7, 2011

DATE



Karen Worman

Vice President of Finance (6320-11)

TITLE (LICENSE NUMBER)

**SHOWBOAT
MONTHLY GROSS REVENUE REPORT
SCHEDULE OF OTHER GAMES
FOR THE MONTH OF NOVEMBER, 2011**

Type of Game (b)	Authorized Units (c)	Win or (Loss) (d)	Drop (e)	Win or (Loss) Percentage (f)
Sic Bo				
Pai Gow Poker	3	134,478	716,291	18.8%
Pai Gow	2	126,975	631,117	20.1%
Keno				
Caribbean Stud Poker	1	13,465	62,270	21.6%
Let it Ride Poker	2	122,345	441,058	27.7%
Three Card Poker	9	636,444	1,787,961	35.6%
Spanish 21	2	60,349	296,440	20.4%
Double Attack Blackjack	1	59,468	213,640	27.8%
Four Card Poker	1	37,618	216,245	17.4%
Texas Hold 'Em Bonus Poker				
House Way Pai Gow Poker				
Flop Poker	1	50,955	256,110	19.9%
Two Card Joker Poker				
Ultimate Texas Hold 'Em	1	41,010	180,422	22.7%
Asia Poker				
Winner's Pot Poker				
1 Bet Threat Texas Hold 'Em				
Mississippi Stud				
Mini-Tex 3 Card Hold'Em				
Supreme Pai Gow				
Total -(Must agree with line 7 on Pg 1)	23	\$ 1,283,107	\$ 4,801,554	26.7%

TROPICANA CASINO & RESORT MONTHLY GROSS REVENUE REPORT

FOR THE MONTH OF NOVEMBER, 2011

CASINO WIN - CURRENT MONTH

Line (a)	Type of Game (b)	Authorized Units (c)	Win or (Loss) (d)	Drop/Handle (e)	Win or (Loss) Percentage (f)
Table and Other Games:					
1	Blackjack	55	\$ 3,753,675	\$ 20,191,738	18.6%
2	Craps	9	954,900	4,008,484	23.8%
3	Roulette	15	871,552	3,820,804	22.8%
4	Big Six	1	59,649	169,668	35.2%
5	Baccarat	0	0	0	0.0%
6	Minibaccarat	9	159,302	7,773,837	2.0%
7	Other Games - (Page 2)	24	1,262,398	5,497,999	23.0%
8	Subtotal - Table and Other Games	113	7,061,476	\$ 41,462,530	17.0%
9	Poker	27	354,014		
10	Total - Table and Other Games	140	\$ 7,415,490		
Slot Machines:					
11	\$.01 and .02 Slot Machines	1,054	\$ 6,843,647	\$ 56,207,682	12.2%
12	\$.05 Slot Machines	164	667,717	8,262,629	8.1%
13	\$.25 Slot Machines	211	1,409,564	19,675,780	7.2%
14	\$.50 Slot Machines	33	253,064	2,732,690	9.3%
15	\$ 1.00 Slot Machines	161	1,082,968	13,184,686	8.2%
16	\$ 5.00 Slot Machines	41	375,576	4,926,623	7.6%
17	\$ 25.00 Slot Machines	17	68,191	852,150	8.0%
18	\$100.00 Slot Machines	15	(76,989)	1,535,000	-5.0%
19	Multi-denominational Slot Machines	915	4,961,222	62,378,172	8.0%
20	Other Slot Machines	33	329,594	3,003,373	11.0%
21	Total - Slot Machines	2,644	\$ 15,914,554	\$ 172,758,785	9.2%
22	Total Casino Win		\$ 23,330,044		

TAX ON GROSS REVENUE

23	Year-to-Date Table and Other Games Win	\$ 76,481,645
24	Year-to-Date Slot Machine Win	176,407,637
25	Year-to-Date Total Casino Win	\$ 252,889,282
26	Adjustments	
27	Year-To-Date Gross Revenue	\$ 252,889,282
28	Deduction for Eligible Promotional Gaming Credits	\$ 26,653,147
29	Year-To-Date Taxable Gross Revenue	\$ 226,236,135
30	Gross Revenue Tax (8% of line 29).....	\$ 18,098,891
31	Less - Total Tax Paid in Prior Months.....	16,464,566
32	Total Tax Required for this Month (line 30 less line 31).....	\$ 1,634,325
33	Total Progressive Meter Amounts - End of Month.....	\$ 1,199,292
34	Authorized Casino Square Footage - End of Month.....	136,980
35	Authorized Simulcasting Square Footage - End of Month.....	
36	Simulcasting Revenue for the Month.....	
37	Simulcasting Handle for the Month.....	
38	Promotional Gaming Credits Wagered for the Month.....	\$ 2,879,028

Under penalties of perjury, I declare that I have examined this report, and to the best of my knowledge and belief, it is true and complete.

December 9, 2011

DATE



Jeff Bohrer

Casino Controller, 7488-11

**TROPICANA CASINO & RESORT
MONTHLY GROSS REVENUE REPORT
SCHEDULE OF OTHER GAMES
FOR THE MONTH OF NOVEMBER, 2011**

Type of Game (b)	Authorized Units (c)	Win or (Loss) (d)	Drop (e)	Win or (Loss) Percentage (f)
Sic Bo				
Pai Gow Poker	2	85,401	486,004	17.6%
Pai Gow	2	16,264	694,209	2.3%
Keno				
Caribbean Stud Poker	1	61,280	247,667	24.7%
Let it Ride Poker	2	84,962	355,946	23.9%
Three Card Poker	8	546,599	1,771,796	30.8%
Spanish 21	4	179,732	619,160	29.0%
Double Attack Blackjack	1	67,752	318,846	21.2%
Four Card Poker	2	97,485	456,149	21.4%
Texas Hold 'Em Bonus Poker	2	122,923	548,222	22.4%
House Way Pai Gow Poker				
Flop Poker				
Two Card Joker Poker				
Ultimate Texas Hold 'Em				
Asia Poker				
Winner's Pot Poker				
1 Bet Threat Texas Hold 'Em				
Mississippi Stud				
Mini-Tex 3 Card Hold'Em				
Supreme Pai Gow				
Total -(Must agree with line 7 on Pg 1)	24	\$ 1,262,398	\$ 5,497,999	23.0%

GOLDEN NUGGET

MONTHLY GROSS REVENUE REPORT

FOR THE MONTH OF NOVEMBER, 2011

CASINO WIN - CURRENT MONTH

Line (a)	Type of Game (b)	Authorized Units (c)	Win or (Loss) (d)	Drop/Handle (e)	Win or (Loss) Percentage (f)
Table and Other Games:					
1	Blackjack	31	282,713	3,790,649	7.5%
2	Craps	4	181,438	2,724,751	6.7%
3	Roulette	6	213,909	815,568	26.2%
4	Big Six				0.0%
5	Baccarat				0.0%
6	Minibaccarat	8	542,857	5,320,928	10.2%
7	Other Games - (Page 2)	18	543,258	2,449,378	22.2%
8	Subtotal - Table and Other Games	67	1,764,175	15,101,274	11.7%
9	Poker				
10	Total - Table and Other Games	67	\$ 1,764,175		


Slot Machines:					
11	\$.01 and .02 Slot Machines	560	\$ 4,144,606	\$ 34,670,381	12.0%
12	\$.05 Slot Machines	162	660,151	7,168,468	9.2%
13	\$.25 Slot Machines	213	808,482	10,208,296	7.9%
14	\$.50 Slot Machines	28	63,892	1,230,082	5.2%
15	\$ 1.00 Slot Machines	87	662,815	8,393,674	7.9%
16	\$ 5.00 Slot Machines	23	(139,978)	1,946,820	-7.2%
17	\$ 25.00 Slot Machines	9	96,053	261,900	36.7%
18	\$100.00 Slot Machines	4	(106,117)	162,500	-65.3%
19	Multi-denominational Slot Machines	181	1,111,302	11,834,037	9.4%
20	Other Slot Machines	8	27,042	482,682	5.6%
21	Total - Slot Machines	1,275	\$ 7,328,248	\$ 76,358,840	9.6%
22	Total Casino Win		\$ 9,092,423		

TAX ON GROSS REVENUE

23	Year-to-Date Table and Other Games Win	\$ 15,216,600
24	Year-to-Date Slot Machine Win	52,732,093
25	Year-to-Date Total Casino Win	\$ 67,948,693
26	Adjustments	\$ (4,756)
27	Year-To-Date Gross Revenue	\$ 67,943,937
28	Deduction for Eligible Promotional Gaming Credits	
29	Year-To-Date Taxable Gross Revenue	\$ 67,943,937
30	Gross Revenue Tax (8% of line 29).....	\$ 5,435,515
31	Less - Total Tax Paid in Prior Months.....	4,708,502
32	Total Tax Required for this Month (line 30 less line 31).....	\$ 727,013
33	Total Progressive Meter Amounts - End of Month.....	\$ 532,252
34	Authorized Casino Square Footage - End of Month.....	70,300
35	Authorized Simulcasting Square Footage - End of Month.....	
36	Simulcasting Revenue for the Month.....	
37	Simulcasting Handle for the Month.....	
38	Promotional Gaming Credits Wagered for the Month.....	\$ 1,360,570

Under penalties of perjury, I declare that I have examined this report, and to the best of my knowledge and belief, it is true and complete.

December 9, 2011
DATE


Joe Uhing

Casino Controller 2835-11
TITLE (LICENSE NUMBER)

GOLDEN NUGGET
MONTHLY GROSS REVENUE REPORT
SCHEDULE OF OTHER GAMES
FOR THE MONTH OF NOVEMBER, 2011

Type of Game (b)	Authorized Units (c)	Win or (Loss) (d)	Drop (e)	Win or (Loss) Percentage (f)
Sic Bo				
Pai Gow Poker	2	27,007	327,742	8.2%
Pai Gow	1	18,571	58,789	31.6%
Keno				
Caribbean Stud Poker	1	155	119,666	0.1%
Let it Ride Poker	2	88,249	381,388	23.1%
Three Card Poker	5	180,985	585,727	30.9%
Spanish 21	2	57,649	264,982	21.8%
Double Attack Blackjack				
Four Card Poker	1	35,285	126,463	27.9%
Texas Hold 'Em Bonus Poker				
House Way Pai Gow Poker				
Flop Poker	1	4,710	68,076	6.9%
Two Card Joker Poker				
Ultimate Texas Hold 'Em	1	65,712	209,644	31.3%
Asia Poker				
Winner's Pot Poker				
1 Bet Threat Texas Hold 'Em				
Mississippi Stud	2	64,935	306,901	21.2%
Mini-Tex 3 Card Hold'Em				
Supreme Pai Gow				
Total -(Must agree with line 7 on Pg 1)	18	\$ 543,258	\$ 2,449,378	22.2%

TRUMP PLAZA ASSOCIATES

MONTHLY GROSS REVENUE REPORT

FOR THE MONTH OF NOVEMBER, 2011

CASINO WIN - CURRENT MONTH

Line (a)	Type of Game (b)	Authorized Units (c)	Win or (Loss) (d)	Drop/Handle (e)	Win or (Loss) Percentage (f)
Table and Other Games:					
1	Blackjack	30	\$ 726,573	\$ 6,075,312	12.0%
2	Craps	3	200,238	1,546,632	12.9%
3	Roulette	9	213,972	1,369,823	15.6%
4	Big Six	0	0	0	0.0%
5	Baccarat	0	0	0	0.0%
6	Minibaccarat	13	321,211	3,560,746	9.0%
7	Other Games - (Page 2)	11	459,606	1,979,918	23.2%
8	Subtotal - Table and Other Games	66	1,921,600	\$ 14,532,431	13.2%
9	Poker				
10	Total - Table and Other Games	66	\$ 1,921,600		


Slot Machines:					
11	\$.01 and .02 Slot Machines	769	\$ 3,160,281	\$ 27,482,789	11.5%
12	\$.05 Slot Machines	91	322,609	2,918,413	11.1%
13	\$.25 Slot Machines	386	1,199,647	16,732,036	7.2%
14	\$.50 Slot Machines	60	243,366	3,584,041	6.8%
15	\$ 1.00 Slot Machines	147	647,868	7,786,750	8.3%
16	\$ 5.00 Slot Machines	23	62,340	1,990,255	3.1%
17	\$ 25.00 Slot Machines	9	(13,250)	836,400	-1.6%
18	\$100.00 Slot Machines	2	(3,000)	56,900	-5.3%
19	Multi-denominational Slot Machines	155	865,874	10,422,756	8.3%
20	Other Slot Machines	46	209,674	3,384,436	6.2%
21	Total - Slot Machines	1,688	\$ 6,695,409	\$ 75,194,776	8.9%
22	Total Casino Win		\$ 8,617,009		

TAX ON GROSS REVENUE

23	Year-to-Date Table and Other Games Win	\$ 33,820,440
24	Year-to-Date Slot Machine Win	94,467,305
25	Year-to-Date Total Casino Win	\$ 128,287,745
26	Adjustments	\$ 31,233
27	Year-To-Date Gross Revenue	\$ 128,318,978
28	Deduction for Eligible Promotional Gaming Credits	\$ 18,157,836
29	Year-To-Date Taxable Gross Revenue	\$ 110,161,142
30	Gross Revenue Tax (8% of line 29).....	\$ 8,812,891
31	Less - Total Tax Paid in Prior Months.....	8,261,594
32	Total Tax Required for this Month (line 30 less line 31).....	\$ 551,297
33	Total Progressive Meter Amounts - End of Month.....	\$ 270,352
34	Authorized Casino Square Footage - End of Month.....	86,923
35	Authorized Simulcasting Square Footage - End of Month.....	
36	Simulcasting Revenue for the Month.....	
37	Simulcasting Handle for the Month.....	
38	Promotional Gaming Credits Wagered for the Month.....	\$ 1,478,945

Under penalties of perjury, I declare that I have examined this report, and to the best of my knowledge and belief, it is true and complete.

December 9, 2011
DATE


Ron Alcorn

Casino Controller (1623-11)
TITLE (LICENSE NUMBER)

**TRUMP PLAZA ASSOCIATES
MONTHLY GROSS REVENUE REPORT
SCHEDULE OF OTHER GAMES
FOR THE MONTH OF NOVEMBER, 2011**

Type of Game (b)	Authorized Units (c)	Win or (Loss) (d)	Drop (e)	Win or (Loss) Percentage (f)
Sic Bo				
Pai Gow Poker	2	50,205	270,043	18.6%
Pai Gow	2	61,885	219,772	28.2%
Keno				
Caribbean Stud Poker				
Let it Ride Poker	1	24,957	222,159	11.2%
Three Card Poker	2	134,250	428,797	31.3%
Spanish 21	2	93,543	489,419	19.1%
Double Attack Blackjack				
Four Card Poker	1	55,562	215,443	25.8%
Texas Hold 'Em Bonus Poker	1	39,204	134,285	29.2%
House Way Pai Gow Poker				
Flop Poker				
Two Card Joker Poker				
Ultimate Texas Hold 'Em				
Asia Poker				
Winner's Pot Poker				
1 Bet Threat Texas Hold 'Em				
Mississippi Stud				
Mini-Tex 3 Card Hold'Em				
Supreme Pai Gow				
Total -(Must agree with line 7 on Pg 1)	11	\$ 459,606	\$ 1,979,918	23.2%

TRUMP TAJ MAHAL CASINO RESORT MONTHLY GROSS REVENUE REPORT

FOR THE MONTH OF NOVEMBER, 2011

CASINO WIN - CURRENT MONTH

Line (a)	Type of Game (b)	Authorized Units (c)	Win or (Loss) (d)	Drop/Handle (e)	Win or (Loss) Percentage (f)
Table and Other Games:					
1	Blackjack	67	\$ 2,684,140	\$ 22,854,852	11.7%
2	Craps	12	(599,000)	5,913,411	-10.1%
3	Roulette	14	1,254,291	4,705,307	26.7%
4	Big Six	1	81,423	154,070	52.8%
5	Baccarat	0	0	0	0.0%
6	Minibaccarat	14	1,977,170	14,362,691	13.8%
7	Other Games - (Page 2)	27	1,770,799	7,035,804	25.2%
8	Subtotal - Table and Other Games	135	7,168,823	\$ 55,026,135	13.0%
9	Poker	54	608,520		
10	Total - Table and Other Games	189	\$ 7,777,343		

Slot Machines:					
11	\$.01 and .02 Slot Machines	1,323	\$ 7,333,761	\$ 60,630,879	12.1%
12	\$.05 Slot Machines	129	981,506	10,207,545	9.6%
13	\$.25 Slot Machines	425	1,806,128	21,766,969	8.3%
14	\$.50 Slot Machines	22	54,655	498,022	11.0%
15	\$ 1.00 Slot Machines	320	2,416,354	36,515,020	6.6%
16	\$ 5.00 Slot Machines	73	626,297	10,854,460	5.8%
17	\$ 25.00 Slot Machines	12	220,770	2,271,100	9.7%
18	\$100.00 Slot Machines	23	85,599	4,006,300	2.1%
19	Multi-denominational Slot Machines	402	2,576,104	38,464,977	6.7%
20	Other Slot Machines	31	172,384	2,478,280	7.0%
21	Total - Slot Machines	2,760	\$ 16,273,558	\$ 187,693,552	8.7%
22	Total Casino Win		\$ 24,050,901		

TAX ON GROSS REVENUE

23	Year-to-Date Table and Other Games Win	\$ 114,887,439
24	Year-to-Date Slot Machine Win	211,024,833
25	Year-to-Date Total Casino Win	\$ 325,912,272
26	Adjustments	\$ 16,308
27	Year-To-Date Gross Revenue	\$ 325,928,580
28	Deduction for Eligible Promotional Gaming Credits	\$ 48,133,498
29	Year-To-Date Taxable Gross Revenue	\$ 277,795,082
30	Gross Revenue Tax (8% of line 29).....	\$ 22,223,607
31	Less - Total Tax Paid in Prior Months.....	20,727,278
32	Total Tax Required for this Month (line 30 less line 31).....	\$ 1,496,329
33	Total Progressive Meter Amounts - End of Month.....	\$ 690,454
34	Authorized Casino Square Footage - End of Month.....	149,239
35	Authorized Simulcasting Square Footage - End of Month.....	12,483
36	Simulcasting Revenue for the Month.....	\$ 46,637
37	Simulcasting Handle for the Month.....	\$ 580,079
38	Promotional Gaming Credits Wagered for the Month.....	\$ 3,092,958

Under penalties of perjury, I declare that I have examined this report, and to the best of my knowledge and belief, it is true and complete.

December 9, 2011

DATE



Bob Allen

Finance Operations Controller 6793-11
TITLE (LICENSE NUMBER)

**TRUMP TAJ MAHAL CASINO RESORT
MONTHLY GROSS REVENUE REPORT
SCHEDULE OF OTHER GAMES
FOR THE MONTH OF NOVEMBER, 2011**

Type of Game (b)	Authorized Units (c)	Win or (Loss) (d)	Drop (e)	Win or (Loss) Percentage (f)
Sic Bo	1	3,524	17,221	20.5%
Pai Gow Poker	2	168,768	746,522	22.6%
Pai Gow	2	181,044	854,777	21.2%
Keno	2	30,652	98,565	31.1%
Caribbean Stud Poker	2	43,377	132,732	32.7%
Let it Ride Poker	3	171,656	654,769	26.2%
Three Card Poker	6	471,208	1,753,036	26.9%
Spanish 21	4	326,484	1,266,132	25.8%
Double Attack Blackjack	1	58,891	291,450	20.2%
Four Card Poker	2	190,602	767,982	24.8%
Texas Hold 'Em Bonus Poker	2	124,593	452,618	27.5%
House Way Pai Gow Poker				
Flop Poker				
Two Card Joker Poker				
Ultimate Texas Hold 'Em				
Asia Poker				
Winner's Pot Poker				
1 Bet Threat Texas Hold 'Em				
Mississippi Stud				
Mini-Tex 3 Card Hold'Em				
Supreme Pai Gow				
Total -(Must agree with line 7 on Pg 1)	27	\$ 1,770,799	\$ 7,035,804	25.2%