

# THE ATLANTIC CLUB CASINO HOTEL MONTHLY GROSS REVENUE REPORT

FOR THE MONTH OF DECEMBER, 2012

## CASINO WIN - CURRENT MONTH

Line (a)	Type of Game (b)	Authorized Units (c)	Win or (Loss) (d)	Drop/Handle (e)	Win or (Loss) Percentage (f)
<b>Table and Other Games:</b>					
1	Blackjack	32	\$ 441,226	\$ 3,353,727	13.2%
2	Craps	4	123,459	1,576,040	7.8%
3	Roulette	5	205,346	973,159	21.1%
4	Big Six	1	3,596	6,212	57.9%
5	Baccarat				
6	Minibaccarat	4	213,552	1,615,707	13.2%
7	Other Games - (Page 2)	12	341,930	1,601,018	21.4%
8	Subtotal - Table and Other Games	58	1,329,109	\$ 9,125,863	14.6%
9	Poker				
10	<b>Total - Table and Other Games</b>	<b>58</b>	<b>\$ 1,329,109</b>		
<b>Slot Machines:</b>					
11	\$ .01 and .02 Slot Machines	996	\$ 5,670,354	\$ 49,890,166	11.4%
12	\$ .05 Slot Machines	42	339,487	5,719,323	5.9%
13	\$ .25 Slot Machines	117	770,156	13,254,320	5.8%
14	\$ .50 Slot Machines	17	65,700	648,314	10.1%
15	\$ 1.00 Slot Machines	117	927,054	13,660,196	6.8%
16	\$ 5.00 Slot Machines	45	290,120	4,499,455	6.4%
17	\$ 25.00 Slot Machines	3	(2,775)	188,400	-1.5%
18	\$100.00 Slot Machines				
19	Multi-denominational Slot Machines	133	533,599	10,167,910	5.2%
20	Other Slot Machines	14	68,360	1,364,500	5.0%
21	<b>Total - Slot Machines</b>	<b>1,484</b>	<b>\$ 8,662,055</b>	<b>\$ 99,392,584</b>	<b>8.7%</b>
22	<b>Total Casino Win</b>		<b>\$ 9,991,164</b>		

## TAX ON GROSS REVENUE

23	Year-to-Date Table and Other Games Win .....	\$ 16,498,019
24	Year-to-Date Slot Machine Win .....	110,677,038
25	Year-to-Date Total Casino Win .....	<b>\$ 127,175,057</b>
26	Adjustments .....	
27	Year-To-Date Gross Revenue .....	<b>\$ 127,175,057</b>
28	Deduction for Eligible Promotional Gaming Credits .....	<b>\$ 19,246,308</b>
29	Year-To-Date Taxable Gross Revenue .....	<b>\$ 107,928,749</b>
30	Gross Revenue Tax (8% of line 29).....	\$ 8,634,300
31	Less - Total Tax Paid in Prior Months.....	8,006,144
32	Total Tax Required for this Month (line 30 less line 31).....	\$ 628,156
33	Total Progressive Meter Amounts - End of Month.....	\$ 478,222
34	Authorized Casino Square Footage - End of Month.....	75,416
35	Authorized Simulcasting Square Footage - End of Month.....	
36	Simulcasting Revenue for the Month.....	
37	Simulcasting Handle for the Month.....	
38	Promotional Gaming Credits Wagered for the Month.....	\$ 2,482,755

Under penalties of perjury, I declare that I have examined this report, and to the best of my knowledge and belief, it is true and complete.



January 8, 2013

DATE

JOANNE MCKENSIE

CASINO CONTROLLER (1231-11)

TITLE (LICENSE NUMBER)

DGE-101

**THE ATLANTIC CLUB CASINO HOTEL  
MONTHLY GROSS REVENUE REPORT  
SCHEDULE OF OTHER GAMES  
FOR THE MONTH OF DECEMBER, 2012**

Type of Game (b)	Authorized Units (c)	Win or (Loss) (d)	Drop (e)	Win or (Loss) Percentage (f)
Sic Bo				
Pai Gow Poker	1	44,555	203,824	21.9%
Pai Gow	1	36,314	246,214	14.7%
Keno				
Caribbean Stud Poker				
Let it Ride Poker	2	37,028	233,980	15.8%
Three Card Poker	4	141,227	449,832	31.4%
Casino War				
Spanish 21	2	76,290	406,551	18.8%
Double Attack Blackjack				
Four Card Poker	1	2,797	39,361	7.1%
Texas Hold 'Em Bonus Poker				
Flop Poker	1	3,719	21,256	17.5%
Ultimate Texas Hold 'Em				
Asia Poker				
Winner's Pot Poker				
Mississippi Stud				
Mini-Tex 3 Card Hold'Em				
Supreme Pai Gow				
Triple Attack Blackjack				
High Roll Dice				
Boston 7 Stud Poker				
Electronic Table Games				
5 Card Hi-Lo				
Total -(Must agree with line 7 on Pg 1)	12	\$ 341,930	\$ 1,601,018	21.4%

# BALLY'S ATLANTIC CITY

## MONTHLY GROSS REVENUE REPORT

FOR THE MONTH OF DECEMBER, 2012

### CASINO WIN - CURRENT MONTH


Line (a)	Type of Game (b)	Authorized Units (c)	Win or (Loss) (d)	Drop/Handle (e)	Win or (Loss) Percentage (f)
Table and Other Games:					
1	Blackjack	41	\$ 2,490,137	\$ 14,618,010	17.0%
2	Craps	6	756,357	4,976,260	15.2%
3	Roulette	14	847,466	4,416,687	19.2%
4	Big Six	1	45,829	138,528	33.1%
5	Baccarat	0	0	0	0.0%
6	Minibaccarat	17	1,677,616	11,149,324	15.0%
7	Other Games - (Page 2)	33	2,196,333	8,572,373	25.6%
8	Subtotal - Table and Other Games	112	8,013,738	\$ 43,871,182	18.3%
9	Poker	26	229,696		
10	<b>Total - Table and Other Games</b>	<b>138</b>	<b>\$ 8,243,434</b>		
Slot Machines:					
11	\$ .01 and .02 Slot Machines	836	\$ 5,366,055	\$ 42,310,089	12.7%
12	\$ .05 Slot Machines	168	597,669	6,048,641	9.9%
13	\$ .25 Slot Machines	397	1,801,126	23,335,723	7.7%
14	\$ .50 Slot Machines	36	325,869	2,809,219	11.6%
15	\$ 1.00 Slot Machines	298	1,849,421	27,712,742	6.7%
16	\$ 5.00 Slot Machines	87	852,525	9,782,425	8.7%
17	\$ 25.00 Slot Machines	15	43,349	2,029,025	2.1%
18	\$100.00 Slot Machines	14	20,440	1,127,100	1.8%
19	Multi-denominational Slot Machines	448	1,943,853	24,638,128	7.9%
20	Other Slot Machines	23	98,442	2,633,326	3.7%
21	<b>Total - Slot Machines</b>	<b>2,322</b>	<b>\$ 12,898,749</b>	<b>\$ 142,426,418</b>	<b>9.1%</b>
22	<b>Total Casino Win</b>		<b>\$ 21,142,183</b>		

### TAX ON GROSS REVENUE

23	Year-to-Date Table and Other Games Win .....	\$ 98,112,689
24	Year-to-Date Slot Machine Win .....	197,915,229
25	Year-to-Date Total Casino Win .....	<b>\$ 296,027,918</b>
26	Adjustments .....	
27	Year-To-Date Gross Revenue .....	<b>\$ 296,027,918</b>
28	Deduction for Eligible Promotional Gaming Credits .....	<b>\$ 37,469,163</b>
29	Year-To-Date Taxable Gross Revenue .....	<b>\$ 258,558,755</b>
30	Gross Revenue Tax (8% of line 29).....	\$ 20,684,700
31	Less - Total Tax Paid in Prior Months.....	19,179,413
32	Total Tax Required for this Month (line 30 less line 31).....	<b>\$ 1,505,287</b>
33	Total Progressive Meter Amounts - End of Month.....	\$ 1,546,433
34	Authorized Casino Square Footage - End of Month.....	104,084
35	Authorized Simulcasting Square Footage - End of Month.....	9,393
36	Simulcasting Revenue for the Month.....	\$ 56,068
37	Simulcasting Handle for the Month.....	\$ 638,664
38	Promotional Gaming Credits Wagered for the Month.....	\$ 2,160,007

Under penalties of perjury, I declare that I have examined this report, and to the best of my knowledge and belief, it is true and complete.

January 8, 2013  
DATE

  
William Pangoras

**BALLY'S ATLANTIC CITY  
MONTHLY GROSS REVENUE REPORT  
SCHEDULE OF OTHER GAMES  
FOR THE MONTH OF DECEMBER, 2012**

Type of Game (b)	Authorized Units (c)	Win or (Loss) (d)	Drop (e)	Win or (Loss) Percentage (f)
Sic Bo	0			
Pai Gow Poker	3	161,057	894,026	18.0%
Pai Gow	2	280,084	1,093,648	25.6%
Keno	0			
Caribbean Stud Poker	2	95,071	365,923	26.0%
Let it Ride Poker	3	126,570	641,020	19.7%
Three Card Poker	10	735,665	2,327,121	31.6%
Casino War				
Spanish 21	4	342,570	1,284,754	26.7%
Double Attack Blackjack				
Four Card Poker	5	232,446	956,669	24.3%
Texas Hold 'Em Bonus Poker	1	12,659	72,392	17.5%
Flop Poker				
Ultimate Texas Hold 'Em	2	153,453	622,014	24.7%
Asia Poker	1	56,758	314,806	18.0%
Winner's Pot Poker				
Mississippi Stud				
Mini-Tex 3 Card Hold'Em				
Supreme Pai Gow				
Triple Attack Blackjack				
High Roll Dice				
Boston 7 Stud Poker				
Electronic Table Games				
5 Card Hi-Lo				
Total -(Must agree with line 7 on Pg 1)	33	\$ 2,196,333	\$ 8,572,373	25.6%

# BORGATA HOTEL CASINO & SPA MONTHLY GROSS REVENUE REPORT

FOR THE MONTH OF **December, 2012**

## CASINO WIN - CURRENT MONTH

Line (a)	Type of Game (b)	Authorized Units (c)	Win or (Loss) (d)	Drop/Handle (e)	Win or (Loss) Percentage (f)
<b>Table and Other Games:</b>					
1	Blackjack	76	\$ 7,459,942	\$ 60,380,923	12.4%
2	Craps	14	1,814,294	14,103,796	12.9%
3	Roulette	21	1,552,263	8,926,594	17.4%
4	Big Six	1	55,938	128,042	43.7%
5	Baccarat	1	327,021	720,681	45.4%
6	Minibaccarat	16	2,842,271	12,294,140	23.1%
7	Other Games - (Page 2)	54	3,415,214	16,609,833	20.6%
8	Subtotal - Table and Other Games	183	17,466,943	\$ 113,164,009	15.4%
9	Poker	78	1,737,513		
10	<b>Total - Table and Other Games</b>	<b>261</b>	<b>\$ 19,204,456</b>		
<b>Slot Machines:</b>					
11	\$ .01 and .02 Slot Machines	1,537	\$ 14,347,119	\$ 126,912,218	11.3%
12	\$ .05 Slot Machines	383	3,238,881	38,668,814	8.4%
13	\$ .25 Slot Machines	294	1,818,785	16,119,777	11.3%
14	\$ .50 Slot Machines	91	751,129	8,823,327	8.5%
15	\$ 1.00 Slot Machines	230	3,315,707	37,256,575	8.9%
16	\$ 5.00 Slot Machines	79	1,792,030	22,841,965	7.8%
17	\$ 25.00 Slot Machines	16	492,720	6,992,350	7.0%
18	\$100.00 Slot Machines	8	406,608	2,841,500	14.3%
19	Multi-denominational Slot Machines	614	7,314,951	142,408,642	5.1%
20	Other Slot Machines	53	1,360,767	14,722,478	9.2%
21	<b>Total - Slot Machines</b>	<b>3,305</b>	<b>\$ 34,838,697</b>	<b>\$ 417,587,646</b>	<b>8.3%</b>
22	<b>Total Casino Win</b>		<b>\$ 54,043,153</b>		


## TAX ON GROSS REVENUE

23	Year-to-Date Table and Other Games Win .....	\$ 195,457,441
24	Year-to-Date Slot Machine Win .....	417,234,016
25	Year-to-Date Total Casino Win .....	<b>\$ 612,691,457</b>
26	Adjustments .....	
27	Year-To-Date Gross Revenue .....	<b>\$ 612,691,457</b>
28	Deduction for Eligible Promotional Gaming Credits .....	<b>\$ 58,852,954</b>
29	Year-To-Date Taxable Gross Revenue .....	<b>\$ 553,838,503</b>
30	Gross Revenue Tax (8% of line 29).....	\$ 44,307,080
31	Less - Total Tax Paid in Prior Months.....	40,341,273
32	Total Tax Required for this Month (line 30 less line 31).....	<b>\$ 3,965,807</b>
33	Total Progressive Meter Amounts - End of Month.....	\$ 1,002,676
34	Authorized Casino Square Footage - End of Month.....	136,667
35	Authorized Simulcasting Square Footage - End of Month.....	23,620
36	Simulcasting Revenue for the Month.....	\$ 192,769
37	Simulcasting Handle for the Month.....	\$ 2,100,314
38	Promotional Gaming Credits Wagered for the Month.....	\$ 5,450,678

Under penalties of perjury, I declare that I have examined this report, and to the best of my knowledge and belief, it is true and complete.

January 10, 2013

DATE



Betty J Parker

Casino Controller - Lic. # 8038-11

TITLE (LICENSE NUMBER)

DGE-101

# BORGATA HOTEL CASINO & SPA MONTHLY GROSS REVENUE REPORT SCHEDULE OF OTHER GAMES

FOR THE MONTH OF December, 2012

Type of Game (b)	Authorized Units (c)	Win or (Loss) (d)	Drop (e)	Win or (Loss) Percentage (f)
Sic Bo	1	15,565	70,173	22.2%
Pai Gow Poker	6	412,578	1,824,230	22.6%
Pai Gow	2	359,495	1,219,131	29.5%
Keno				
Caribbean Stud Poker	2	(36,256)	498,487	-7.3%
Let it Ride Poker	5	271,588	1,991,066	13.6%
Three Card Poker	13	956,303	4,476,241	21.4%
Casino War	2	106,304	368,367	28.9%
Spanish 21	7	428,089	2,101,461	20.4%
Double Attack Blackjack				
Four Card Poker	4	400,573	1,849,859	21.7%
Texas Hold 'Em Bonus Poker	4	169,139	794,987	21.3%
Flop Poker	4	189,476	894,915	21.2%
Ultimate Texas Hold 'Em				
Asia Poker	3	94,625	381,972	24.8%
Winner's Pot Poker				
Mississippi Stud				
Mini-Tex 3 Card Hold'Em				
Supreme Pai Gow				
Triple Attack Blackjack				
High Roll Dice				
Boston 7 Stud Poker				
Electronic Table Games				
5 Card Hi-Lo	1	47,735	138,944	34.4%
Total -(Must agree with line 7 on Pg 1)	54	\$ 3,415,214	\$ 16,609,833	20.6%

# CAESARS ATLANTIC CITY

## MONTHLY GROSS REVENUE REPORT

FOR THE MONTH OF DECEMBER, 2012

### CASINO WIN - CURRENT MONTH

Line (a)	Type of Game (b)	Authorized Units (c)	Win or (Loss) (d)	Drop/Handle (e)	Win or (Loss) Percentage (f)
Table and Other Games:					
1	Blackjack	59	\$ 3,077,421	\$ 44,080,310	7.0%
2	Craps	14	2,281,681	10,435,710	21.9%
3	Roulette	17	972,774	5,853,571	16.6%
4	Big Six	1	61,803	148,561	41.6%
5	Baccarat	4	1,352,353	4,406,299	30.7%
6	Minibaccarat	9	(2,896,869)	9,580,543	-30.2%
7	Other Games - (Page 2)	41	2,522,858	10,521,291	24.0%
8	Subtotal - Table and Other Games	145	7,372,021	\$ 85,026,285	8.7%
9	Poker	32	214,577		
10	Total - Table and Other Games	177	\$ 7,586,598		

Slot Machines:					
11	\$ .01 and .02 Slot Machines	1,198	\$ 8,512,851	\$ 69,010,415	12.3%
12	\$ .05 Slot Machines	116	752,696	6,880,680	10.9%
13	\$ .25 Slot Machines	215	1,545,558	13,514,166	11.4%
14	\$ .50 Slot Machines	45	181,132	1,786,584	10.1%
15	\$ 1.00 Slot Machines	217	1,983,383	24,718,195	8.0%
16	\$ 5.00 Slot Machines	68	911,053	14,962,615	6.1%
17	\$ 25.00 Slot Machines	14	383,362	4,635,575	8.3%
18	\$100.00 Slot Machines	13	126,080	3,675,800	3.4%
19	Multi-denominational Slot Machines	263	2,086,658	36,576,543	5.7%
20	Other Slot Machines	44	366,305	8,571,956	4.3%
21	Total - Slot Machines	2,193	\$ 16,849,078	\$ 184,332,529	9.1%
22	Total Casino Win		\$ 24,435,676		

### TAX ON GROSS REVENUE

23	Year-to-Date Table and Other Games Win .....	\$ 129,102,488
24	Year-to-Date Slot Machine Win .....	229,462,232
25	Year-to-Date Total Casino Win .....	<b>\$ 358,564,720</b>
26	Adjustments .....	<b>\$ (970,119)</b>
27	Year-To-Date Gross Revenue .....	<b>\$ 357,594,601</b>
28	Deduction for Eligible Promotional Gaming Credits .....	<b>\$ 37,574,430</b>
29	Year-To-Date Taxable Gross Revenue .....	<b>\$ 320,020,171</b>
30	Gross Revenue Tax (8% of line 29).....	\$ 25,601,614
31	Less - Total Tax Paid in Prior Months.....	23,855,652
32	Total Tax Required for this Month (line 30 less line 31).....	\$ 1,745,962
33	Total Progressive Meter Amounts - End of Month.....	\$ 1,170,227
34	Authorized Casino Square Footage - End of Month.....	111,812
35	Authorized Simulcasting Square Footage - End of Month.....	28,963
36	Simulcasting Revenue for the Month.....	\$ 40,858
37	Simulcasting Handle for the Month.....	\$ 520,765
38	Promotional Gaming Credits Wagered for the Month.....	\$ 2,710,331

Under penalties of perjury, I declare that I have examined this report, and to the best of my knowledge and belief, it is true and complete.

January 8, 2013

DATE



DONNA HOGAN

OPERATIONAL CONTROLLER

TITLE (LICENSE NUMBER)

DGE-101

**CAESARS ATLANTIC CITY**  
**MONTHLY GROSS REVENUE REPORT**  
**SCHEDULE OF OTHER GAMES**  
**FOR THE MONTH OF DECEMBER, 2012**

Type of Game (b)	Authorized Units (c)	Win or (Loss) (d)	Drop (e)	Win or (Loss) Percentage (f)
Sic Bo	1	16,471	64,666	25.5%
Pai Gow Poker	6	205,500	1,416,963	14.5%
Pai Gow	5	292,133	1,656,625	17.6%
Keno				
Caribbean Stud Poker	1	29,777	59,918	49.7%
Let it Ride Poker	2	98,810	478,349	20.7%
Three Card Poker	11	1,104,993	3,250,746	34.0%
Casino War				
Spanish 21	5	188,246	853,382	22.1%
Double Attack Blackjack				
Four Card Poker	4	382,497	1,496,574	25.6%
Texas Hold 'Em Bonus Poker	2	33,515	108,900	30.8%
Flop Poker				
Ultimate Texas Hold 'Em	1	52,056	257,123	20.2%
Asia Poker	2	38,198	484,746	7.9%
Winner's Pot Poker				
Mississippi Stud	1	80,662	393,299	20.5%
Mini-Tex 3 Card Hold'Em				
Supreme Pai Gow				
Triple Attack Blackjack				
High Roll Dice				
Boston 7 Stud Poker				
Electronic Table Games				
5 Card Hi-Lo				
Total -(Must agree with line 7 on Pg 1)	41	\$ 2,522,858	\$ 10,521,291	24.0%



# Golden Nugget

## MONTHLY GROSS REVENUE REPORT

FOR THE MONTH OF DECEMBER 2012

### CASINO WIN - CURRENT MONTH

Line (a)	Type of Game (b)	Authorized Units (c)	Win or (Loss) (d)	Drop/Handle (e)	Win or (Loss) Percentage (f)
Table and Other Games:					
1	Blackjack	28	\$ 877,316	\$ 5,553,448	15.8%
2	Craps	5	269,046	2,145,301	12.5%
3	Roulette	8	312,169	1,176,710	26.5%
4	Big Six	1	13,683	37,967	36.0%
5	Baccarat				0.0%
6	Minibaccarat	10	1,176,545	10,423,011	11.3%
7	Other Games - (Page 2)	19	704,882	3,519,578	20.0%
8	Subtotal - Table and Other Games	71	3,353,641	\$ 22,856,015	14.7%
9	Poker	20	38,716		
10	Total - Table and Other Games	91	\$ 3,392,357		

Slot Machines:					
11	\$ .01 and .02 Slot Machines	661	\$ 3,721,939	\$ 34,806,667	10.7%
12	\$ .05 Slot Machines	128	414,960	4,678,167	8.9%
13	\$ .25 Slot Machines	232	729,089	8,256,779	8.8%
14	\$ .50 Slot Machines	24	85,322	926,310	9.2%
15	\$ 1.00 Slot Machines	134	857,938	10,014,554	8.6%
16	\$ 5.00 Slot Machines	25	192,256	2,513,660	7.6%
17	\$ 25.00 Slot Machines	8	45,509	368,100	12.4%
18	\$100.00 Slot Machines	4	54,651	280,100	19.5%
19	Multi-denominational Slot Machines	284	1,161,534	17,254,884	6.7%
20	Other Slot Machines	6	44,816	392,670	11.4%
21	Total - Slot Machines	1,506	\$ 7,308,014	\$ 79,491,891	9.2%
22	Total Casino Win		\$ 10,700,371		

### TAX ON GROSS REVENUE

23	Year-to-Date Table and Other Games Win .....	\$ 33,171,681
24	Year-to-Date Slot Machine Win .....	97,278,949
25	Year-to-Date Total Casino Win .....	<b>\$ 130,450,630</b>
26	Adjustments .....	<b>\$ 86,585</b>
27	Year-To-Date Gross Revenue .....	<b>\$ 130,537,215</b>
28	Deduction for Eligible Promotional Gaming Credits .....	<b>\$ 5,674,425</b>
29	Year-To-Date Taxable Gross Revenue .....	<b>\$ 124,862,790</b>
30	Gross Revenue Tax (8% of line 29).....	\$ 9,989,023
31	Less - Total Tax Paid in Prior Months.....	9,240,597
32	Total Tax Required for this Month (line 30 less line 31).....	\$ 748,426
33	Total Progressive Meter Amounts - End of Month.....	\$ 479,358
34	Authorized Casino Square Footage - End of Month.....	70,250
35	Authorized Simulcasting Square Footage - End of Month.....	
36	Simulcasting Revenue for the Month.....	
37	Simulcasting Handle for the Month.....	
38	Promotional Gaming Credits Wagered for the Month.....	\$ 1,457,703

Under penalties of perjury, I declare that I have examined this report, and to the best of my knowledge and belief, it is true and complete.

January 9, 2013  
DATE

  
Keith Crede

**Golden Nugget**  
**MONTHLY GROSS REVENUE REPORT**  
**SCHEDULE OF OTHER GAMES**  
**FOR THE MONTH OF DECEMBER 2012**

Type of Game (b)	Authorized Units (c)	Win or (Loss) (d)	Drop (e)	Win or (Loss) Percentage (f)
Sic Bo				
Pai Gow Poker	2	94,284	317,887	29.7%
Pai Gow	2	131,780	994,840	13.2%
Keno				
Caribbean Stud Poker	1	25,082	99,859	25.1%
Let it Ride Poker	2	60,222	313,764	19.2%
Three Card Poker	5	156,142	579,670	26.9%
Casino War				
Spanish 21	2	90,205	335,181	26.9%
Double Attack Blackjack				
Four Card Poker	1	(2,809)	218,831	-1.3%
Texas Hold 'Em Bonus Poker				
Flop Poker	1	6,623	40,287	16.4%
Ultimate Texas Hold 'Em	1	52,403	149,516	35.0%
Asia Poker				
Winner's Pot Poker				
Mississippi Stud	2	90,950	469,743	19.4%
Mini-Tex 3 Card Hold'Em				
Supreme Pai Gow				
Triple Attack Blackjack				
High Roll Dice				
Boston 7 Stud Poker				
Electronic Table Games				
5 Card Hi-Lo				
Total -(Must agree with line 7 on Pg 1)	19	\$ 704,882	\$ 3,519,578	20.0%

# HARRAH'S RESORT ATLANTIC CITY MONTHLY GROSS REVENUE REPORT FOR THE MONTH OF DECEMBER 2012

## CASINO WIN - CURRENT MONTH

AMENDED MARCH 1, 2013

Line (a)	Type of Game (b)	Authorized Units (c)	Win or (Loss) (d)	Drop/Handle (e)	Win or (Loss) Percentage (f)
Table and Other Games:					
1	Blackjack	74	\$ 2,257,524	\$ 19,556,078	11.5%
2	Craps	9	706,468	6,355,888	11.1%
3	Roulette	12	902,008	3,953,102	22.8%
4	Big Six	1	45,418	114,208	39.8%
5	Baccarat				0.0%
6	Minibaccarat	4	45,454	1,765,288	2.6%
7	Other Games - (Page 2)	39	2,303,432	7,895,708	29.2%
8	Subtotal - Table and Other Games	139	6,260,304	\$ 39,640,272	15.8%
9	Poker	40	674,447		
10	<b>Total - Table and Other Games</b>	<b>179</b>	<b>\$ 6,934,751</b>		

Slot Machines:					
11	\$ .01 and .02 Slot Machines	868	\$ 5,365,243	\$ 52,664,915	10.2%
12	\$ .05 Slot Machines	171	2,236,147	18,729,179	11.9%
13	\$ .25 Slot Machines	401	3,570,300	28,664,683	12.5%
14	\$ .50 Slot Machines	8	(7,303)	129,675	-5.6%
15	\$ 1.00 Slot Machines	192	2,330,188	25,094,301	9.3%
16	\$ 5.00 Slot Machines	56	935,571	8,441,090	11.1%
17	\$ 25.00 Slot Machines	16	213,436	2,877,700	7.4%
18	\$100.00 Slot Machines	7	155,956	1,271,000	12.3%
19	Multi-denominational Slot Machines	881	6,777,583	116,933,371	5.8%
20	Other Slot Machines	26	359,142	2,393,716	15.0%
21	<b>Total - Slot Machines</b>	<b>2,626</b>	<b>\$ 21,936,263</b>	<b>\$ 257,199,630</b>	<b>8.5%</b>
22	<b>Total Casino Win</b>		<b>\$ 28,871,014</b>		

## TAX ON GROSS REVENUE

23	Year-to-Date Table and Other Games Win .....	\$ 101,357,509	
24	Year-to-Date Slot Machine Win .....	297,882,399	
25	Year-to-Date Total Casino Win .....	<b>\$ 399,239,908</b>	
26	Adjustments .....	<b>\$ (1,802,794)</b>	
27	Year-To-Date Gross Revenue .....	<b>\$ 397,437,114</b>	
28	Deduction for Eligible Promotional Gaming Credits .....	<b>\$ 40,418,319</b>	
29	Year-To-Date Taxable Gross Revenue .....	<b>\$ 357,018,795</b>	
30	Gross Revenue Tax (8% of line 29).....	\$ 28,561,504	
31	Less - Total Tax Paid in Prior Months.....	26,612,984	
32	Total Tax Required for this Month (line 30 less line 31).....	<b>\$ 1,948,520</b>	
33	Total Progressive Meter Amounts - End of Month.....	\$ 2,268,862	
34	Authorized Casino Square Footage - End of Month.....	158,497	
35	Authorized Simulcasting Square Footage - End of Month.....	569	
36	Simulcasting Revenue for the Month.....	\$ 36,966	
37	Simulcasting Handle for the Month.....	\$ 431,056	
38	Promotional Gaming Credits Wagered for the Month.....	\$ 2,654,717	

Under penalties of perjury, I declare that I have examined this report, and to the best of my knowledge and belief, it is true and complete.

March 5, 2013

DATE



Joseph Lodise

Operations Controller (008900-11)

TITLE (LICENSE NUMBER)

DGE-101

**HARRAH'S RESORT ATLANTIC CITY  
MONTHLY GROSS REVENUE REPORT  
SCHEDULE OF OTHER GAMES  
FOR THE MONTH OF DECEMBER 2012**

Type of Game (b)	Authorized Units (c)	Win or (Loss) (d)	Drop (e)	Win or (Loss) Percentage (f)
Sic Bo				
Pai Gow Poker	3	88,659	426,818	20.8%
Pai Gow	1	9,834	33,733	29.2%
Keno	4	36,145	93,664	38.6%
Caribbean Stud Poker	1	29,395	226,693	13.0%
Let it Ride Poker	4	259,758	944,878	27.5%
Three Card Poker	16	1,387,301	3,518,387	39.4%
Casino War				
Spanish 21	1	69,602	325,909	21.4%
Double Attack Blackjack	1	50,620	168,017	30.1%
Four Card Poker	2	63,574	682,186	9.3%
Texas Hold 'Em Bonus Poker	1	56,441	284,311	19.9%
Flop Poker	2	101,983	444,874	22.9%
Ultimate Texas Hold 'Em	1	65,847	277,928	23.7%
Asia Poker				
Winner's Pot Poker				
Mississippi Stud	2	84,273	468,310	18.0%
Mini-Tex 3 Card Hold'Em				
Supreme Pai Gow				
Triple Attack Blackjack				
High Roll Dice				
Boston 7 Stud Poker				
Electronic Table Games				
Total -(Must agree with line 7 on Pg 1)	39	\$ 2,303,432	\$ 7,895,708	29.2%

# RESORTS CASINO HOTEL (DGMB CASINO LLC)

## MONTHLY GROSS REVENUE REPORT

FOR THE MONTH OF DECEMBER, 2012

**CASINO WIN - CURRENT MONTH**

**AMENDED JANUARY 31, 2013**

Line (a)	Type of Game (b)	Authorized Units (c)	Win or (Loss) (d)	Drop/Handle (e)	Win or (Loss) Percentage (f)
Table and Other Games:					
1	Blackjack	33	\$ 1,385,802	\$ 6,704,096	20.7%
2	Craps	4	42,481	2,254,672	1.9%
3	Roulette	8	379,095	1,312,415	28.9%
4	Big Six	1	6,421	16,387	39.2%
5	Baccarat				0.0%
6	Minibaccarat	7	423,093	1,933,002	21.9%
7	Other Games - (Page 2)	17	582,486	2,481,412	23.5%
8	Subtotal - Table and Other Games	70	2,819,378	\$ 14,701,984	19.2%
9	Poker				
10	<b>Total - Table and Other Games</b>	<b>70</b>	<b>\$ 2,819,378</b>		

Slot Machines:					
11	\$ .01 and .02 Slot Machines	692	\$ 2,755,664	\$ 23,368,115	11.8%
12	\$ .05 Slot Machines	142	227,394	3,130,952	7.3%
13	\$ .25 Slot Machines	258	787,558	8,212,506	9.6%
14	\$ .50 Slot Machines	38	72,885	840,052	8.7%
15	\$ 1.00 Slot Machines	90	323,807	5,219,685	6.2%
16	\$ 5.00 Slot Machines	28	211,950	3,036,170	7.0%
17	\$ 25.00 Slot Machines	8	73,320	1,046,955	7.0%
18	\$100.00 Slot Machines	6	(141,400)	267,100	-52.9%
19	Multi-denominational Slot Machines	658	2,241,973	33,042,704	6.8%
20	Other Slot Machines	15	112,555	2,758,432	4.1%
21	<b>Total - Slot Machines</b>	<b>1,935</b>	<b>\$ 6,665,706</b>	<b>\$ 80,922,671</b>	<b>8.2%</b>
22	<b>Total Casino Win</b>		<b>\$ 9,485,084</b>		

**TAX ON GROSS REVENUE**

23	Year-to-Date Table and Other Games Win .....	\$ 31,691,937
24	Year-to-Date Slot Machine Win .....	99,141,237
25	Year-to-Date Total Casino Win .....	<b>\$ 130,833,174</b>
26	Adjustments .....	<b>\$ 361,829</b>
27	Year-To-Date Gross Revenue .....	<b>\$ 131,195,003</b>
28	Deduction for Eligible Promotional Gaming Credits .....	<b>\$ 15,898,193</b>
29	Year-To-Date Taxable Gross Revenue .....	<b>\$ 115,296,810</b>
30	Gross Revenue Tax (8% of line 29).....	\$ 9,223,745
31	Less - Total Tax Paid in Prior Months.....	8,570,392
32	Total Tax Required for this Month (line 30 less line 31).....	<b>\$ 653,353</b>
33	Total Progressive Meter Amounts - End of Month.....	\$ 715,087
34	Authorized Casino Square Footage - End of Month.....	92,345
35	Authorized Simulcasting Square Footage - End of Month.....	
36	Simulcasting Revenue for the Month.....	
37	Simulcasting Handle for the Month.....	
38	Promotional Gaming Credits Wagered for the Month.....	\$ 1,271,688

Under penalties of perjury, I declare that I have examined this report, and to the best of my knowledge and belief, it is true and complete.

Jananuary 31, 2013

DATE

*Walter Simon*

[TYPE NAME HERE]

**RESORTS CASINO HOTEL (DGMB CASINO LLC)**  
**MONTHLY GROSS REVENUE REPORT**  
**SCHEDULE OF OTHER GAMES**  
**FOR THE MONTH OF DECEMBER, 2012**

Type of Game (b)	Authorized Units (c)	Win or (Loss) (d)	Drop (e)	Win or (Loss) Percentage (f)
Sic Bo				
Pai Gow Poker	3	71,080	317,423	22.4%
Pai Gow	2	21,922	206,332	10.6%
Keno				
Caribbean Stud Poker				
Let it Ride Poker	2	51,694	349,845	14.8%
Three Card Poker	5	125,179	571,015	21.9%
Casino War				
Spanish 21	3	170,794	681,786	25.1%
Double Attack Blackjack				
Four Card Poker	1	17,296	151,455	11.4%
Texas Hold 'Em Bonus Poker	1	124,521	203,556	61.2%
Flop Poker				
Ultimate Texas Hold 'Em				
Asia Poker				
Winner's Pot Poker				
Mississippi Stud				
Mini-Tex 3 Card Hold'Em				
Supreme Pai Gow				
Triple Attack Blackjack				
High Roll Dice				
Boston 7 Stud Poker				
Electronic Table Games				
5 Card Hi-Lo				
Total -(Must agree with line 7 on Pg 1)	17	\$ 582,486	\$ 2,481,412	23.5%

# REVEL ENTERTAINMENT GROUP, LLC

## MONTHLY GROSS REVENUE REPORT

FOR THE MONTH OF DECEMBER 2012

### CASINO WIN - CURRENT MONTH

Line (a)	Type of Game (b)	Authorized Units (c)	Win or (Loss) (d)	Drop/Handle (e)	Win or (Loss) Percentage (f)
<b>Table and Other Games:</b>					
1	Blackjack	59	\$ 1,509,749	\$ 18,765,301	8.0%
2	Craps	10	480,424	5,510,406	8.7%
3	Roulette	9	865,320	3,297,074	26.2%
4	Big Six	1	11,475	47,735	24.0%
5	Baccarat	0	0	0	0.0%
6	Minibaccarat	4	325,240	2,624,887	12.4%
7	Other Games - (Page 2)	28	743,315	3,501,267	21.2%
8	Subtotal - Table and Other Games	111	3,935,523	\$ 33,746,670	11.7%
9	Poker	37	72,108		
10	<b>Total - Table and Other Games</b>	<b>148</b>	<b>\$ 4,007,631</b>		
<b>Slot Machines:</b>					
11	\$ .01 and .02 Slot Machines	1,477	\$ 3,226,943	\$ 27,387,224	11.8%
12	\$ .05 Slot Machines	81	231,216	2,431,335	9.5%
13	\$ .25 Slot Machines	153	291,000	2,732,769	10.6%
14	\$ .50 Slot Machines				0.0%
15	\$ 1.00 Slot Machines	160	437,024	4,649,358	9.4%
16	\$ 5.00 Slot Machines	25	126,407	1,189,310	10.6%
17	\$ 25.00 Slot Machines	2	48,634	654,875	7.4%
18	\$100.00 Slot Machines	5	86,400	570,000	15.2%
19	Multi-denominational Slot Machines	505	1,397,770	22,702,942	6.2%
20	Other Slot Machines	2	12,795	31,380	40.8%
21	<b>Total - Slot Machines</b>	<b>2,410</b>	<b>\$ 5,858,189</b>	<b>\$ 62,349,193</b>	<b>9.4%</b>
22	<b>Total Casino Win</b>		<b>\$ 9,865,820</b>		


### TAX ON GROSS REVENUE

23	Year-to-Date Table and Other Games Win .....	\$ 42,051,867
24	Year-to-Date Slot Machine Win .....	80,264,208
25	Year-to-Date Total Casino Win .....	<b>\$ 122,316,075</b>
26	Adjustments .....	
27	Year-To-Date Gross Revenue .....	<b>\$ 122,316,075</b>
28	Deduction for Eligible Promotional Gaming Credits .....	<b>\$ 5,545,651</b>
29	Year-To-Date Taxable Gross Revenue .....	<b>\$ 116,770,424</b>
30	Gross Revenue Tax (8% of line 29).....	\$ 9,341,634
31	Less - Total Tax Paid in Prior Months.....	8,651,181
32	Total Tax Required for this Month (line 30 less line 31).....	<b>\$ 690,453</b>
33	Total Progressive Meter Amounts - End of Month.....	\$ 1,896,499
34	Authorized Casino Square Footage - End of Month.....	130,000
35	Authorized Simulcasting Square Footage - End of Month.....	
36	Simulcasting Revenue for the Month.....	
37	Simulcasting Handle for the Month.....	
38	Promotional Gaming Credits Wagered for the Month.....	\$ 957,969

Under penalties of perjury, I declare that I have examined this report, and to the best of my knowledge and belief, it is true and complete.

January 8, 2013

DATE



Ford Palmer

Casino Controller 4086-11  
TITLE (LICENSE NUMBER)

DGE-101

**REVEL ENTERTAINMENT GROUP, LLC**  
**MONTHLY GROSS REVENUE REPORT**  
**SCHEDULE OF OTHER GAMES**  
**FOR THE MONTH OF DECEMBER 2012**

Type of Game (b)	Authorized Units (c)	Win or (Loss) (d)	Drop (e)	Win or (Loss) Percentage (f)
Sic Bo				
Pai Gow Poker	2	160,877	517,519	31.1%
Pai Gow				
Keno				
Caribbean Stud Poker				
Let it Ride Poker	3	25,682	419,787	6.1%
Three Card Poker	6	235,058	1,008,285	23.3%
Casino War				
Spanish 21	2	148,025	588,922	25.1%
Double Attack Blackjack				
Four Card Poker	2	97,476	377,265	25.8%
Texas Hold 'Em Bonus Poker				
Flop Poker				
Ultimate Texas Hold 'Em				
Asia Poker				
Winner's Pot Poker				
Mississippi Stud				
Mini-Tex 3 Card Hold'Em				
Supreme Pai Gow				
Triple Attack Blackjack				
High Roll Dice				
Boston 7 Stud Poker				
Electronic Table Games	13	76,197	589,489	12.9%
Total -(Must agree with line 7 on Pg 1)	28	\$ 743,315	\$ 3,501,267	21.2%



# SHOWBOAT

## MONTHLY GROSS REVENUE REPORT

FOR THE MONTH OF DECEMBER, 2012

### CASINO WIN - CURRENT MONTH

Line (a)	Type of Game (b)	Authorized Units (c)	Win or (Loss) (d)	Drop/Handle (e)	Win or (Loss) Percentage (f)
Table and Other Games:					
1	Blackjack	41	\$ 1,310,254	\$ 6,420,274	20.4%
2	Craps	5	305,969	2,847,221	10.7%
3	Roulette	9	275,577	1,671,491	16.5%
4	Big Six	1	23,271	38,107	61.1%
5	Baccarat				0.0%
6	Minibaccarat	9	445,451	4,080,403	10.9%
7	Other Games - (Page 2)	25	1,273,412	4,147,794	30.7%
8	Subtotal - Table and Other Games	90	3,633,934	\$ 19,205,290	18.9%
9	Poker	24	257,251		
10	Total - Table and Other Games	114	\$ 3,891,185		

Slot Machines:					
11	\$ .01 and .02 Slot Machines	765	\$ 4,015,372	\$ 29,750,659	13.5%
12	\$ .05 Slot Machines	109	1,203,135	9,136,064	13.2%
13	\$ .25 Slot Machines	192	1,692,751	11,546,355	14.7%
14	\$ .50 Slot Machines	1	5,818	58,081	10.0%
15	\$ 1.00 Slot Machines	149	1,202,090	12,796,569	9.4%
16	\$ 5.00 Slot Machines	29	299,536	3,426,755	8.7%
17	\$ 25.00 Slot Machines	3	41,801	451,700	9.3%
18	\$100.00 Slot Machines	3	11,206	327,200	3.4%
19	Multi-denominational Slot Machines	1,038	3,270,567	48,061,392	6.8%
20	Other Slot Machines	5	(50,098)	455,750	-11.0%
21	Total - Slot Machines	2,294	\$ 11,692,178	\$ 116,010,525	10.1%
22	Total Casino Win		\$ 15,583,363		

### TAX ON GROSS REVENUE

23	Year-to-Date Table and Other Games Win .....	\$ 44,603,297
24	Year-to-Date Slot Machine Win .....	180,807,068
25	Year-to-Date Total Casino Win .....	<b>\$ 225,410,365</b>
26	Adjustments .....	<b>\$ (1,031,156)</b>
27	Year-To-Date Gross Revenue .....	<b>\$ 224,379,209</b>
28	Deduction for Eligible Promotional Gaming Credits .....	<b>\$ 27,926,874</b>
29	Year-To-Date Taxable Gross Revenue .....	<b>\$ 196,452,335</b>
30	Gross Revenue Tax (8% of line 29).....	\$ 15,716,187
31	Less - Total Tax Paid in Prior Months.....	14,676,252
32	Total Tax Required for this Month (line 30 less line 31).....	\$ 1,039,935
33	Total Progressive Meter Amounts - End of Month.....	\$ 1,585,301
34	Authorized Casino Square Footage - End of Month.....	108,869
35	Authorized Simulcasting Square Footage - End of Month.....	17,086
36	Simulcasting Revenue for the Month.....	\$ 27,661
37	Simulcasting Handle for the Month.....	\$ 327,825
38	Promotional Gaming Credits Wagered for the Month.....	\$ 1,803,059

Under penalties of perjury, I declare that I have examined this report, and to the best of my knowledge and belief, it is true and complete.

January 9, 2013  
DATE

  
Gail Myers

**SHOWBOAT  
MONTHLY GROSS REVENUE REPORT  
SCHEDULE OF OTHER GAMES  
FOR THE MONTH OF DECEMBER, 2012**

Type of Game (b)	Authorized Units (c)	Win or (Loss) (d)	Drop (e)	Win or (Loss) Percentage (f)
Sic Bo				
Pai Gow Poker	3	124,270	520,736	23.9%
Pai Gow	2	73,471	317,442	23.1%
Keno				
Caribbean Stud Poker	1	18,709	54,237	34.5%
Let it Ride Poker	2	109,956	450,414	24.4%
Three Card Poker	9	644,506	1,634,626	39.4%
Casino War				
Spanish 21	3	90,224	302,913	29.8%
Double Attack Blackjack	1	62,705	187,376	33.5%
Four Card Poker	2	64,094	229,809	27.9%
Texas Hold 'Em Bonus Poker				
Flop Poker	1	17,625	207,616	8.5%
Ultimate Texas Hold 'Em	1	67,852	242,625	28.0%
Asia Poker				
Winner's Pot Poker				
Mississippi Stud				
Mini-Tex 3 Card Hold'Em				
Supreme Pai Gow				
Triple Attack Blackjack				
High Roll Dice				
Boston 7 Stud Poker				
Electronic Table Games				
5 Card Hi-Lo				
Total -(Must agree with line 7 on Pg 1)	25	\$ 1,273,412	\$ 4,147,794	30.7%

# TROPICANA CASINO & RESORT

## MONTHLY GROSS REVENUE REPORT

FOR THE MONTH OF DECEMBER, 2012

### CASINO WIN - CURRENT MONTH


Line (a)	Type of Game (b)	Authorized Units (c)	Win or (Loss) (d)	Drop/Handle (e)	Win or (Loss) Percentage (f)
Table and Other Games:					
1	Blackjack	53	\$ (2,028,402)	\$ 14,181,840	-14.3%
2	Craps	9	(235,821)	4,263,353	-5.5%
3	Roulette	15	941,895	3,443,962	27.3%
4	Big Six	2	45,115	129,359	34.9%
5	Baccarat	0	0	0	0.0%
6	Minibaccarat	11	1,384,050	7,212,705	19.2%
7	Other Games - (Page 2)	26	1,234,856	4,968,365	24.9%
8	Subtotal - Table and Other Games	116	1,341,693	\$ 34,199,584	3.9%
9	Poker	27	239,696		
10	<b>Total - Table and Other Games</b>	<b>143</b>	<b>\$ 1,581,389</b>		
Slot Machines:					
11	\$ .01 and .02 Slot Machines	1,196	\$ 5,793,547	\$ 47,718,406	12.1%
12	\$ .05 Slot Machines	130	417,807	5,633,220	7.4%
13	\$ .25 Slot Machines	195	1,026,133	14,487,102	7.1%
14	\$ .50 Slot Machines	29	149,914	1,305,354	11.5%
15	\$ 1.00 Slot Machines	160	1,074,194	12,013,559	8.9%
16	\$ 5.00 Slot Machines	38	324,204	3,802,865	8.5%
17	\$ 25.00 Slot Machines	20	(220,718)	2,190,375	-10.1%
18	\$100.00 Slot Machines	13	126,521	625,200	20.2%
19	Multi-denominational Slot Machines	868	4,248,424	55,338,440	7.7%
20	Other Slot Machines	28	45,799	2,144,508	2.1%
21	<b>Total - Slot Machines</b>	<b>2,677</b>	<b>\$ 12,985,825</b>	<b>\$ 145,259,029</b>	<b>8.9%</b>
22	<b>Total Casino Win</b>		<b>\$ 14,567,214</b>		

### TAX ON GROSS REVENUE

23	Year-to-Date Table and Other Games Win .....	\$ 59,622,147
24	Year-to-Date Slot Machine Win .....	190,371,544
25	Year-to-Date Total Casino Win .....	<b>\$ 249,993,691</b>
26	Adjustments .....	
27	Year-To-Date Gross Revenue .....	<b>\$ 249,993,691</b>
28	Deduction for Eligible Promotional Gaming Credits .....	<b>\$ 27,702,698</b>
29	Year-To-Date Taxable Gross Revenue .....	<b>\$ 222,290,993</b>
30	Gross Revenue Tax (8% of line 29).....	\$ 17,783,279
31	Less - Total Tax Paid in Prior Months.....	16,788,646
32	Total Tax Required for this Month (line 30 less line 31).....	\$ 994,633
33	Total Progressive Meter Amounts - End of Month.....	\$ 990,490
34	Authorized Casino Square Footage - End of Month.....	132,896
35	Authorized Simulcasting Square Footage - End of Month.....	
36	Simulcasting Revenue for the Month.....	
37	Simulcasting Handle for the Month.....	
38	Promotional Gaming Credits Wagered for the Month.....	\$ 1,825,711

Under penalties of perjury, I declare that I have examined this report, and to the best of my knowledge and belief, it is true and complete.

January 9, 2013  
DATE

  
Jeff Bohrer

**TROPICANA CASINO & RESORT  
MONTHLY GROSS REVENUE REPORT  
SCHEDULE OF OTHER GAMES  
FOR THE MONTH OF DECEMBER, 2012**

Type of Game (b)	Authorized Units (c)	Win or (Loss) (d)	Drop (e)	Win or (Loss) Percentage (f)
Sic Bo				
Pai Gow Poker	2	64,461	324,466	19.9%
Pai Gow	2	92,618	299,831	30.9%
Keno				
Caribbean Stud Poker	1	48,487	148,415	32.7%
Let it Ride Poker	2	120,500	479,019	25.2%
Three Card Poker	8	434,320	1,381,532	31.4%
Casino War				
Spanish 21	4	162,501	975,440	16.7%
Double Attack Blackjack	1	60,187	179,131	33.6%
Four Card Poker	2	134,782	642,472	21.0%
Texas Hold 'Em Bonus Poker	2	106,216	457,393	23.2%
Flop Poker				
Ultimate Texas Hold 'Em				
Asia Poker				
Winner's Pot Poker				
Mississippi Stud				
Mini-Tex 3 Card Hold'Em				
Supreme Pai Gow				
Triple Attack Blackjack				
High Roll Dice				
Boston 7 Stud Poker	2	10,784	80,666	13.4%
Electronic Table Games				
5 Card Hi-Lo				
Total -(Must agree with line 7 on Pg 1)	26	\$ 1,234,856	\$ 4,968,365	24.9%

# TRUMP PLAZA ASSOCIATES MONTHLY GROSS REVENUE REPORT

FOR THE MONTH OF DECEMBER, 2012

## CASINO WIN - CURRENT MONTH

Amended November 13, 2014

Line (a)	Type of Game (b)	Authorized Units (c)	Win or (Loss) (d)	Drop/Handle (e)	Win or (Loss) Percentage (f)
Table and Other Games:					
1	Blackjack	29	\$ 345,143	\$ 2,616,362	13.2%
2	Craps	3	147,853	1,117,859	13.2%
3	Roulette	9	234,784	887,931	26.4%
4	Big Six	1	6,216	12,959	48.0%
5	Baccarat	0	0	0	0.0%
6	Minibaccarat	9	7,340	427,057	1.7%
7	Other Games - (Page 2)	13	239,234	1,098,262	21.8%
8	Subtotal - Table and Other Games	64	980,570	\$ 6,160,430	15.9%
9	Poker				
10	Total - Table and Other Games	64	\$ 980,570		

Slot Machines:					
11	\$ .01 and .02 Slot Machines	754	\$ 2,426,324	\$ 21,064,260	11.5%
12	\$ .05 Slot Machines	82	256,626	2,232,684	11.5%
13	\$ .25 Slot Machines	347	876,380	10,757,399	8.1%
14	\$ .50 Slot Machines	56	156,112	2,777,204	5.6%
15	\$ 1.00 Slot Machines	157	528,826	6,208,362	8.5%
16	\$ 5.00 Slot Machines	14	87,482	1,625,815	5.4%
17	\$ 25.00 Slot Machines	7	42,550	242,050	17.6%
18	\$100.00 Slot Machines	2	5,800	50,900	11.4%
19	Multi-denominational Slot Machines	147	566,974	10,218,677	5.5%
20	Other Slot Machines	28	41,352	1,253,910	3.3%
21	Total - Slot Machines	1,594	\$ 4,988,426	\$ 56,431,261	8.8%
22	Total Casino Win		\$ 5,968,996		

## TAX ON GROSS REVENUE

23	Year-to-Date Table and Other Games Win .....	\$ 19,387,100	
24	Year-to-Date Slot Machine Win .....	83,118,505	
25	Year-to-Date Total Casino Win .....		\$ 102,505,605
26	Adjustments .....		\$ 104,522
27	Year-To-Date Gross Revenue .....		\$ 102,610,127
28	Deduction for Eligible Promotional Gaming Credits .....		\$ 16,794,697
29	Year-To-Date Taxable Gross Revenue .....		\$ 85,815,430
30	Gross Revenue Tax (8% of line 29).....		\$ 6,865,234
31	Less - Total Tax Paid in Prior Months.....		6,482,405
32	Total Tax Required for this Month (line 30 less line 31).....		\$ 382,829
33	Total Progressive Meter Amounts - End of Month.....	\$ 290,777	
34	Authorized Casino Square Footage - End of Month.....	86,923	
35	Authorized Simulcasting Square Footage - End of Month.....		
36	Simulcasting Revenue for the Month.....		
37	Simulcasting Handle for the Month.....		
38	Promotional Gaming Credits Wagered for the Month.....	\$ 992,681	

Under penalties of perjury, I declare that I have examined this report, and to the best of my knowledge and belief, it is true and complete.

November 13, 2014

DATE



Bob Allen

**TRUMP PLAZA ASSOCIATES**  
**MONTHLY GROSS REVENUE REPORT**  
**SCHEDULE OF OTHER GAMES**  
**FOR THE MONTH OF DECEMBER, 2012**

Type of Game (b)	Authorized Units (c)	Win or (Loss) (d)	Drop (e)	Win or (Loss) Percentage (f)
Sic Bo	1	0	0	
Pai Gow Poker	2	14,049	62,501	22.5%
Pai Gow	2	(230)	1,750	-13.1%
Keno				
Caribbean Stud Poker				
Let it Ride Poker	2	33,798	153,754	22.0%
Three Card Poker	2	72,005	270,572	26.6%
Casino War				
Spanish 21	2	84,493	434,307	19.5%
Double Attack Blackjack				
Four Card Poker	1	20,381	113,797	17.9%
Texas Hold 'Em Bonus Poker	1	14,738	61,581	23.9%
Flop Poker				
Ultimate Texas Hold 'Em				
Asia Poker				
Winner's Pot Poker				
Mississippi Stud				
Mini-Tex 3 Card Hold'Em				
Supreme Pai Gow				
Triple Attack Blackjack				
High Roll Dice				
Boston 7 Stud Poker				
Electronic Table Games				
5 Card Hi-Lo				
Total -(Must agree with line 7 on Pg 1)	13	\$ 239,234	\$ 1,098,262	21.8%

# TRUMP TAJ MAHAL CASINO RESORT MONTHLY GROSS REVENUE REPORT

FOR THE MONTH OF DECEMBER, 2012

## CASINO WIN - CURRENT MONTH

Line (a)	Type of Game (b)	Authorized Units (c)	Win or (Loss) (d)	Drop/Handle (e)	Win or (Loss) Percentage (f)
<b>Table and Other Games:</b>					
1	Blackjack	69	\$ 1,443,166	\$ 15,898,169	9.1%
2	Craps	12	889,637	4,392,615	20.3%
3	Roulette	14	788,352	3,475,376	22.7%
4	Big Six	1	31,962	60,460	52.9%
5	Baccarat	0	0	0	0.0%
6	Minibaccarat	12	82,547	13,103,486	0.6%
7	Other Games - (Page 2)	25	1,296,153	5,403,445	24.0%
8	Subtotal - Table and Other Games	133	4,531,817	\$ 42,333,551	10.7%
9	Poker	54	423,323		
10	<b>Total - Table and Other Games</b>	<b>187</b>	<b>\$ 4,955,140</b>		
<b>Slot Machines:</b>					
11	\$ .01 and .02 Slot Machines	1,250	\$ 6,212,647	\$ 51,450,356	12.1%
12	\$ .05 Slot Machines	118	826,562	8,639,095	9.6%
13	\$ .25 Slot Machines	336	1,375,624	16,405,941	8.4%
14	\$ .50 Slot Machines	19	31,961	275,439	11.6%
15	\$ 1.00 Slot Machines	290	2,213,401	31,372,843	7.1%
16	\$ 5.00 Slot Machines	73	585,644	9,169,800	6.4%
17	\$ 25.00 Slot Machines	14	23,231	1,738,000	1.3%
18	\$100.00 Slot Machines	22	48,000	1,180,400	4.1%
19	Multi-denominational Slot Machines	385	2,376,201	36,635,755	6.5%
20	Other Slot Machines	28	240,928	2,630,712	9.2%
21	<b>Total - Slot Machines</b>	<b>2,535</b>	<b>\$ 13,934,199</b>	<b>\$ 159,498,341</b>	<b>8.7%</b>
22	<b>Total Casino Win</b>		<b>\$ 18,889,339</b>		

## TAX ON GROSS REVENUE

23	Year-to-Date Table and Other Games Win .....	\$ 88,589,664
24	Year-to-Date Slot Machine Win .....	206,902,415
25	Year-to-Date Total Casino Win .....	<b>\$ 295,492,079</b>
26	Adjustments .....	<b>\$ 19,458</b>
27	Year-To-Date Gross Revenue .....	<b>\$ 295,511,537</b>
28	Deduction for Eligible Promotional Gaming Credits .....	<b>\$ 46,920,665</b>
29	Year-To-Date Taxable Gross Revenue .....	<b>\$ 248,590,872</b>
30	Gross Revenue Tax (8% of line 29).....	\$ 19,887,270
31	Less - Total Tax Paid in Prior Months.....	18,589,970
32	Total Tax Required for this Month (line 30 less line 31).....	<b>\$ 1,297,300</b>
33	Total Progressive Meter Amounts - End of Month.....	\$ 886,105
34	Authorized Casino Square Footage - End of Month.....	149,239
35	Authorized Simulcasting Square Footage - End of Month.....	12,483
36	Simulcasting Revenue for the Month.....	\$ 37,493
37	Simulcasting Handle for the Month.....	\$ 411,840
38	Promotional Gaming Credits Wagered for the Month.....	\$ 2,574,630

Under penalties of perjury, I declare that I have examined this report, and to the best of my knowledge and belief, it is true and complete.

January 9, 2013

DATE



Robert Allen

Finance Operations Controller 6793-11

TITLE (LICENSE NUMBER)

DGE-101

**TRUMP TAJ MAHAL CASINO RESORT  
MONTHLY GROSS REVENUE REPORT  
SCHEDULE OF OTHER GAMES  
FOR THE MONTH OF DECEMBER, 2012**

Type of Game (b)	Authorized Units (c)	Win or (Loss) (d)	Drop (e)	Win or (Loss) Percentage (f)
Sic Bo				
Pai Gow Poker	2	207,762	828,766	25.1%
Pai Gow	2	171,303	613,197	27.9%
Keno	2	10,549	52,102	20.2%
Caribbean Stud Poker				
Let it Ride Poker	3	115,586	573,156	20.2%
Three Card Poker	7	262,252	1,076,506	24.4%
Casino War				
Spanish 21	4	308,234	1,133,409	27.2%
Double Attack Blackjack	1	5,651	29,796	19.0%
Four Card Poker	2	120,468	755,058	16.0%
Texas Hold 'Em Bonus Poker	2	94,348	341,455	27.6%
Flop Poker				
Ultimate Texas Hold 'Em				
Asia Poker				
Winner's Pot Poker				
Mississippi Stud				
Mini-Tex 3 Card Hold'Em				
Supreme Pai Gow				
Triple Attack Blackjack				
High Roll Dice				
Boston 7 Stud Poker				
Electronic Table Games				
5 Card Hi-Lo				
Total -(Must agree with line 7 on Pg 1)	25	\$ 1,296,153	\$ 5,403,445	24.0%