

BALLY'S ATLANTIC CITY

MONTHLY GROSS REVENUE REPORT

FOR THE MONTH OF JANUARY, 2015

CASINO WIN - CURRENT MONTH

Line (a)	Type of Game (b)	Authorized Units (c)	Win or (Loss) (d)	Drop/Handle (e)	Win or (Loss) Percentage (f)
1	Table and Other Games	126	\$ 5,711,867	\$ 31,223,419	18.3%
2	Poker	42	\$ 314,447		
3	Slot Machines	1,945	\$ 9,844,760	\$ 121,032,944	8.1%
4	Total Casino Win		\$ 15,871,074		


GROSS REVENUE

5	Year-to-Date Table and Other Games and Poker Win	\$ 6,026,314	
6	Year-to-Date Slot Machine Win	\$ 9,844,760	
7	Year-to-Date Total Casino Win		\$ 15,871,074
8	Adjustments		\$ -
9	Year-To-Date Gross Revenue		\$ 15,871,074
10	Authorized Casino Square Footage - End of Month	119,484	
11	Authorized Simulcasting Square Footage - End of Month	-	
12	Simulcasting Revenue for the Month.....	\$ -	
13	Simulcasting Handle for the Month.....	\$ -	
14	Promotional Gaming Credits Wagered for the Month.....	\$ 2,148,242	

Under penalties of perjury, I declare that I have examined this report, and to the best of my knowledge and belief, it is true and complete.

February 5, 2015

DATE



William Pangoras

Operations Controller (1792-11)

TITLE (LICENSE NUMBER)

BORGATA HOTEL CASINO & SPA

MONTHLY GROSS REVENUE REPORT

FOR THE MONTH OF JANUARY 2015

CASINO WIN - CURRENT MONTH

Line (a)	Type of Game (b)	Authorized Units (c)	Win or (Loss) (d)	Drop/Handle (e)	Win or (Loss) Percentage (f)
1	Table and Other Games	184	\$ 19,911,106	\$ 115,962,782	17.2%
2	Poker	125	\$ 2,612,534		
3	Slot Machines	3,094	\$ 34,601,903	\$ 408,010,066	8.5%
4	Total Casino Win		\$ 57,125,543		

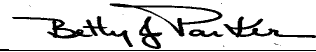
GROSS REVENUE

5	Year-to-Date Table and Other Games and Poker Win	\$ 22,523,640	
6	Year-to-Date Slot Machine Win	\$ 34,601,903	
7	Year-to-Date Total Casino Win		\$ 57,125,543
8	Adjustments		\$ -
9	Year-To-Date Gross Revenue		\$ 57,125,543
10	Authorized Casino Square Footage - End of Month	136,667	
11	Authorized Simulcasting Square Footage - End of Month	23,620	
12	Simulcasting Revenue for the Month.....	\$ 269,900	
13	Simulcasting Handle for the Month.....	\$ 3,214,298	
14	Promotional Gaming Credits Wagered for the Month.....	\$ 5,598,384	

Under penalties of perjury, I declare that I have examined this report, and to the best of my knowledge and belief, it is true and complete.

February 7, 2015

DATE



Betty J Parker

Casino Controller 8038-11

TITLE (LICENSE NUMBER)

CAESARS ATLANTIC CITY

MONTHLY GROSS REVENUE REPORT

FOR THE MONTH OF JANUARY, 2015

CASINO WIN - CURRENT MONTH

Line (a)	Type of Game (b)	Authorized Units (c)	Win or (Loss) (d)	Drop/Handle (e)	Win or (Loss) Percentage (f)
1	Table and Other Games	149	\$ 9,009,399	\$ 51,608,448	17.5%
2	Poker	0	\$ -		
3	Slot Machines	1,923	\$ 14,128,340	\$ 157,343,768	9.0%
4	Total Casino Win		\$ 23,137,739		


GROSS REVENUE

5	Year-to-Date Table and Other Games and Poker Win	\$ 9,009,399	
6	Year-to-Date Slot Machine Win	\$ 14,128,340	
7	Year-to-Date Total Casino Win		\$ 23,137,739
8	Adjustments		\$ 106
9	Year-To-Date Gross Revenue		\$ 23,137,845
10	Authorized Casino Square Footage - End of Month	115,225	
11	Authorized Simulcasting Square Footage - End of Month	-	
12	Simulcasting Revenue for the Month.....	\$ -	
13	Simulcasting Handle for the Month.....	\$ -	
14	Promotional Gaming Credits Wagered for the Month.....	\$ 2,911,855	

Under penalties of perjury, I declare that I have examined this report, and to the best of my knowledge and belief, it is true and complete.

February 9, 2015

DATE



Gail Myers

Operational Controller 3470-11

TITLE (LICENSE NUMBER)

GOLDEN NUGGET

MONTHLY GROSS REVENUE REPORT

FOR THE MONTH OF JANUARY, 2015

CASINO WIN - CURRENT MONTH

Line (a)	Type of Game (b)	Authorized Units (c)	Win or (Loss) (d)	Drop/Handle (e)	Win or (Loss) Percentage (f)
1	Table and Other Games	80	\$ 4,752,729	\$ 27,515,189	17.3%
2	Poker	10	\$ 64,788		
3	Slot Machines	1,342	\$ 11,066,635	\$ 116,212,070	9.5%
4	Total Casino Win		\$ 15,884,152		


GROSS REVENUE

5	Year-to-Date Table and Other Games and Poker Win	\$ 4,817,517	
6	Year-to-Date Slot Machine Win	\$ 11,066,635	
7	Year-to-Date Total Casino Win		\$ 15,884,152
8	Adjustments		\$ -
9	Year-To-Date Gross Revenue		\$ 15,884,152
10	Authorized Casino Square Footage - End of Month	71,065	
11	Authorized Simulcasting Square Footage - End of Month	-	
12	Simulcasting Revenue for the Month.....	\$ -	
13	Simulcasting Handle for the Month.....	\$ -	
14	Promotional Gaming Credits Wagered for the Month.....	\$ 2,390,700	

Under penalties of perjury, I declare that I have examined this report, and to the best of my knowledge and belief, it is true and complete.

2/11/2015

DATE



 Joanne McKensie
 Director of Finance/Controller 1231.11

 TITLE (LICENSE NUMBER)

HARRAH'S RESORT ATLANTIC CITY MONTHLY GROSS REVENUE REPORT

FOR THE MONTH OF **January, 2015**

CASINO WIN - CURRENT MONTH

Line (a)	Type of Game (b)	Authorized Units (c)	Win or (Loss) (d)	Drop/Handle (e)	Win or (Loss) Percentage (f)
1	Table and Other Games	138	\$ 8,121,522	\$ 35,859,901	22.6%
2	Poker	40	\$ 351,750		
3	Slot Machines	2,301	\$ 22,306,704	\$ 272,580,416	8.2%
4	Total Casino Win		\$ 30,779,976		


GROSS REVENUE

5	Year-to-Date Table and Other Games and Poker Win	\$ 8,473,272	
6	Year-to-Date Slot Machine Win	\$ 22,306,704	
7	Year-to-Date Total Casino Win		\$ 30,779,976
8	Adjustments		\$ 500
9	Year-To-Date Gross Revenue		\$ 30,780,476
10	Authorized Casino Square Footage - End of Month	154,795	
11	Authorized Simulcasting Square Footage - End of Month	-	
12	Simulcasting Revenue for the Month.....	\$ -	
13	Simulcasting Handle for the Month.....	\$ -	
14	Promotional Gaming Credits Wagered for the Month.....	\$ 3,533,153	

Under penalties of perjury, I declare that I have examined this report, and to the best of my knowledge and belief, it is true and complete.

February 9, 2015

DATE



Joseph Lodise

Director of Finance/Operations Controller (008900-11)

TITLE (LICENSE NUMBER)

RESORTS CASINO HOTEL(DGMB CASINO LLC)

MONTHLY GROSS REVENUE REPORT

FOR THE MONTH OF JANUARY 2015

CASINO WIN - CURRENT MONTH

Line (a)	Type of Game (b)	Authorized Units (c)	Win or (Loss) (d)	Drop/Handle (e)	Win or (Loss) Percentage (f)
1	Table and Other Games	71	\$ 2,477,340	\$ 15,007,169	16.5%
2	Poker	0	\$ -		
3	Slot Machines	1,721	\$ 8,570,579	\$ 94,385,719	9.1%
4	Total Casino Win		\$ 11,047,919		

GROSS REVENUE

5	Year-to-Date Table and Other Games and Poker Win	\$ 2,477,340	
6	Year-to-Date Slot Machine Win	\$ 8,570,579	
7	Year-to-Date Total Casino Win		\$ 11,047,919
8	Adjustments		\$ (6,252)
9	Year-To-Date Gross Revenue		\$ 11,041,667
10	Authorized Casino Square Footage - End of Month	81,336	
11	Authorized Simulcasting Square Footage - End of Month	-	
12	Simulcasting Revenue for the Month.....	\$ -	
13	Simulcasting Handle for the Month.....	\$ -	
14	Promotional Gaming Credits Wagered for the Month.....	\$ 1,692,524	

Under penalties of perjury, I declare that I have examined this report, and to the best of my knowledge and belief, it is true and complete.

February 9, 2015

DATE



WALTER P. SIMON

Director Operational Accounting 3930-11

TITLE (LICENSE NUMBER)

Tropicana Casino & Resort

MONTHLY GROSS REVENUE REPORT

FOR THE MONTH OF: JANUARY 2015

CASINO WIN - CURRENT MONTH

Line (a)	Type of Game (b)	Authorized Units (c)	Win or (Loss) (d)	Drop/Handle (e)	Win or (Loss) Percentage (f)
1	Table and Other Games	98	\$ 4,276,421	\$ 25,213,959	17.0%
2	Poker	19	\$ 191,141		
3	Slot Machines	2,320	\$ 15,507,764	\$ 179,391,277	8.6%
4	Total Casino Win		\$ 19,975,326		

GROSS REVENUE

5	Year-to-Date Table and Other Games and Poker Win	\$ 4,467,562	
6	Year-to-Date Slot Machine Win	\$ 15,507,764	
7	Year-to-Date Total Casino Win		\$ 19,975,326
8	Adjustments		\$ -
9	Year-To-Date Gross Revenue		\$ 19,975,326
10	Authorized Casino Square Footage - End of Month	124,791	
11	Authorized Simulcasting Square Footage - End of Month	-	
12	Simulcasting Revenue for the Month.....	\$ -	
13	Simulcasting Handle for the Month.....	\$ -	
14	Promotional Gaming Credits Wagered for the Month.....	\$ 3,219,689	

Under penalties of perjury, I declare that I have examined this report, and to the best of my knowledge and belief, it is true and complete.

February 9, 2015

DATE



Jeff Bohrer

Casino Controller, 7488-11

TRUMP TAJ MAHAL CASINO RESORT MONTHLY GROSS REVENUE REPORT FOR THE MONTH OF JANUARY, 2015

CASINO WIN - CURRENT MONTH

Line (a)	Type of Game (b)	Authorized Units (c)	Win or (Loss) (d)	Drop/Handle (e)	Win or (Loss) Percentage (f)
1	Table and Other Games	106	\$ 2,498,178	\$ 18,753,996	13.3%
2	Poker	30	\$ 178,258		
3	Slot Machines	2,517	\$ 9,485,255	\$ 104,964,214	9.0%
4	Total Casino Win		\$ 12,161,691		

GROSS REVENUE

5	Year-to-Date Table and Other Games and Poker Win	\$ 2,676,436	
6	Year-to-Date Slot Machine Win	\$ 9,485,255	
7	Year-to-Date Total Casino Win		\$ 12,161,691
8	Adjustments		\$ -
9	Year-To-Date Gross Revenue		\$ 12,161,691
10	Authorized Casino Square Footage - End of Month	159,998	
11	Authorized Simulcasting Square Footage - End of Month	-	
12	Simulcasting Revenue for the Month.....	\$ -	
13	Simulcasting Handle for the Month.....	\$ -	
14	Promotional Gaming Credits Wagered for the Month.....	\$ 2,190,226	

Under penalties of perjury, I declare that I have examined this report, and to the best of my knowledge and belief, it is true and complete.

February 6, 2015

DATE



Robert Allen

Finance Operations Controller 6793-11

TITLE (LICENSE NUMBER)