

**ATLANTIC CITY CASINO INDUSTRY
PROMOTIONAL ALLOWANCES AND EXPENSES
For the Month Ended April 2010
(\$ in Thousands)**

	Monthly			Year To Date		
	<u>Allowances</u>	<u>Expenses</u>	<u>Total</u>	<u>Allowances</u>	<u>Expenses</u>	<u>Total</u>
AC Hilton	\$ 4,428	\$ 527	4,955	\$ 17,123	\$ 2,039	19,162
Bally's AC	12,067	670	12,737	48,970	2,178	51,148
Borgata	16,479	2,131	18,610	65,796	8,283	74,079
Caesars	10,491	1,438	11,929	41,645	4,848	46,493
Harrah's Marina	13,518	1,382	14,900	51,856	4,755	56,611
Resorts	4,794	799	5,593	18,428	2,932	21,360
Showboat	9,937	206	10,143	37,217	847	38,064
Tropicana	8,515	714	9,229	32,544	2,311	34,855
Trump Marina	3,687	453	4,140	13,855	1,768	15,623
Trump Plaza	4,732	855	5,587	16,913	3,288	20,201
Trump Taj Mahal	11,019	1,540	12,559	38,593	6,267	44,860
Industry	\$ 99,667	\$ 10,715	\$ 110,382	\$ 382,940	\$ 39,516	\$ 422,456
Incr (Decr) vs. Prior Period	-0.5%	4.2%	-0.1%	-4.7%	-15.0%	-5.7%

**ATLANTIC CITY CASINO INDUSTRY
PROMOTIONAL ALLOWANCES AND EXPENSES
For the Month Ended April 2009
(\$ in Thousands)**

	Monthly			Year To Date		
	<u>Allowances</u>	<u>Expenses</u>	<u>Total</u>	<u>Allowances</u>	<u>Expenses</u>	<u>Total</u>
AC Hilton	\$ 5,815	\$ 414	6,229	\$ 28,344	\$ 1,348	29,692
Bally's AC	11,814	390	12,204	43,879	1,717	45,596
Borgata	16,629	2,312	18,941	66,927	9,619	76,546
Caesars	9,620	1,244	10,864	37,690	7,116	44,806
Harrah's Marina	11,515	789	12,304	46,146	3,452	49,598
Resorts	5,458	732	6,190	21,638	3,387	25,025
Showboat	10,571	169	10,740	35,698	664	36,362
Tropicana	8,525	547	9,072	35,889	3,247	39,136
Trump Marina	4,379	536	4,915	17,917	2,588	20,505
Trump Plaza	4,994	1,353	6,347	19,974	5,221	25,195
Trump Taj Mahal	10,859	1,801	12,660	47,618	8,143	55,761
Industry	\$ 100,179	\$ 10,287	\$ 110,466	\$ 401,720	\$ 46,502	\$ 448,222

**RIH ACQUISITIONS NJ, LLC (Atlantic City Hilton)
MONTHLY SCHEDULE OF PROMOTIONAL
EXPENSES AND ALLOWANCES**

FOR THE MONTH ENDED APRIL 30, 2010

(UNAUDITED)
(\$ IN THOUSANDS)


Line (a)	Description (b)	Promotional Allowances		Promotional Expenses	
		Number of Recipients (c)	Dollar Amount (d)	Number of Recipients (e)	Dollar Amount (f)
1	Rooms	22,250	\$738		
2	Food	45,147	782	2,421	36
3	Beverage	157,704	410	5,164	13
4	Travel			12,357	248
5	Bus Program Cash	28,345	725		
6	Promotional Gaming Credits	42,739	1,514		
7	Complimentary Cash Gifts	4,539	194		
8	Entertainment	1,698	42	149	19
9	Retail & Non-Cash Gifts			1,361	68
10	Parking				
11	Other	1,513	23	3,673	143
12	Total	303,935	\$4,428	25,125	\$527

FOR THE MONTH ENDED APRIL 30, 2009

Line (a)	Description (b)	Promotional Allowances		Promotional Expenses	
		Number of Recipients (c)	Dollar Amount (d)	Number of Recipients (e)	Dollar Amount (f)
1	Rooms	32,240	\$1,119		
2	Food	71,684	1,200	2,042	31
3	Beverage	191,128	497		
4	Travel			9,775	190
5	Bus Program Cash	744	19		
6	Promotional Gaming Credits	44,839	2,425		
7	Complimentary Cash Gifts	979	176		
8	Entertainment	13,947	349		
9	Retail & Non-Cash Gifts			868	43
10	Parking				
11	Other	1,985	30	387	150
12	Total	357,546	\$5,815	13,072	\$414

Under penalties of perjury, I declare that I have examined this report, and to the best of my knowledge and belief, it is true and complete.

May 20, 2010
DATE


Vice President of Finance (000705-11)
TITLE (LICENSE NUMBER)

Bally's Park Place, Inc (Bally's Atlantic City)
MONTHLY SCHEDULE OF PROMOTIONAL
EXPENSES AND ALLOWANCES

FOR THE MONTH ENDED APRIL 30, 2010

(UNAUDITED)

(\$ IN THOUSANDS)

Line (a)	Description (b)	Promotional Allowances		Promotional Expenses	
		Number of Recipients (c)	Dollar Amount (d)	Number of Recipients (e)	Dollar Amount (f)
1	Rooms	65,254	\$2,435		
2	Food	137,442	2,200		
3	Beverage	652,736	1,305		
4	Travel			828	235
5	Bus Program Cash	1,009	20		
6	Promotional Gaming Credits	102,730	3,928		
7	Complimentary Cash Gifts	25,320	1,750		
8	Entertainment	620	24		
9	Retail & Non-Cash Gifts	8,408	318		
10	Parking				
11	Other	12,769	87	2,379	435
12	Total	1,006,288	\$12,067	3,207	\$670


FOR THE MONTH ENDED APRIL 30, 2009

Line (a)	Description (b)	Promotional Allowances		Promotional Expenses	
		Number of Recipients (c)	Dollar Amount (d)	Number of Recipients (e)	Dollar Amount (f)
1	Rooms	83,676	\$2,523		
2	Food	128,066	2,065		
3	Beverage	743,344	1,487		
4	Travel			925	151
5	Bus Program Cash	2,369	49		
6	Promotional Gaming Credits	100,126	3,462		
7	Complimentary Cash Gifts	35,317	1,850		
8	Entertainment				
9	Retail & Non-Cash Gifts	8,054	299		
10	Parking				
11	Other	816	79	5,041	239
12	Total	1,101,768	\$11,814	5,966	\$390

Under penalties of perjury, I declare that I have examined this report, and to the best of my knowledge and belief, it is true and complete.

May 20, 2010

DATE



Alex Figueras

7438-11

Vice President of Finance

BORGATA HOTEL, CASINO & SPA MONTHLY SCHEDULE OF PROMOTIONAL EXPENSES AND ALLOWANCES

FOR THE MONTH ENDED APRIL 30, 2010

(UNAUDITED)
(\$ IN THOUSANDS)

Line (a)	Description (b)	Promotional Allowances		Promotional Expenses	
		Number of Recipients (c)	Dollar Amount (d)	Number of Recipients (e)	Dollar Amount (f)
1	Rooms	46,670	\$ 5,512		
2	Food	120,372	2,806	77,600	\$ 776
3	Beverage	544,519	1,769		
4	Travel			1,544	386
5	Bus Program Cash				
6	Promotional Gaming Credits	212,502	5,313		
7	Complimentary Cash Gifts	12,812	320		
8	Entertainment	8,747	350	370	37
9	Retail & Non-Cash Gifts	3,593	180	2,964	744
10	Parking				
11	Other	7,453	229	91,794	188
12	Total	956,668	\$ 16,479	174,272	\$ 2,131

Promotional Allowances - Other includes \$224K of Spa comps and \$5K change in Comp and Slot dollars earned but not redeemed

FOR THE MONTH ENDED APRIL 30, 2009

Line (a)	Description (b)	Promotional Allowances		Promotional Expenses	
		Number of Recipients (c)	Dollar Amount (d)	Number of Recipients (e)	Dollar Amount (f)
1	Rooms	51,921	5,953		
2	Food	134,416	3,074	72,700	727
3	Beverage	554,413	1,802		
4	Travel			1,772	443
5	Bus Program Cash				
6	Promotional Gaming Credits	188,914	4,723		
7	Complimentary Cash Gifts	10,581	264		
8	Entertainment	7,065	283	170	17
9	Retail & Non-Cash Gifts	3,072	154	2,696	674
10	Parking				
11	Other	8,245	376	130,225	451
12	Total	958,627	\$ 16,629	207,563	\$ 2,312

Promotional Allowances - Other includes \$247K of Spa comps and \$129K change in Comp and Slot dollars earned but not redeemed.

* Prior year amounts were reclassified to conform with current year presentation.

Under penalties of perjury, I declare that I have examined this report, and to the best of my knowledge and belief, it is true and complete.

May 20, 2010

DATE



HUGH TURNER

Vice President of Finance 7833-11
TITLE (LICENSE NUMBER)

**BOARDWALK REGENCY CORPORATION
MONTHLY SCHEDULE OF PROMOTIONAL
EXPENSES AND ALLOWANCES**

FOR THE MONTH ENDED APRIL 30, 2010

(UNAUDITED)
(\$ IN THOUSANDS)

Line (a)	Description (b)	Promotional Allowances		Promotional Expenses	
		Number of Recipients (c)	Dollar Amount (d)	Number of Recipients (e)	Dollar Amount (f)
1	Rooms	50,004	\$1,961		
2	Food	58,148	1,858		
3	Beverage	518,695	1,037		
4	Travel			847	357
5	Bus Program Cash				
6	Promotional Gaming Credits	46,497	3,126		
7	Complimentary Cash Gifts	33,769	2,195		
8	Entertainment	581	50	3,708	330
9	Retail & Non-Cash Gifts	7,731	155		
10	Parking				
11	Other	9,497	109	42,196	751
12	Total	724,922	\$10,491	46,751	\$1,438


FOR THE MONTH ENDED APRIL 30, 2009

Line (a)	Description (b)	Promotional Allowances		Promotional Expenses	
		Number of Recipients (c)	Dollar Amount (d)	Number of Recipients (e)	Dollar Amount (f)
1	Rooms	52,114	\$2,050		
2	Food	66,153	1,493		
3	Beverage	482,339	965		
4	Travel			1,124	488
5	Bus Program Cash	9,757	319		
6	Promotional Gaming Credits	54,634	2,161		
7	Complimentary Cash Gifts	29,349	2,314		
8	Entertainment	1,302	98	48	5
9	Retail & Non-Cash Gifts	6,928	138	1,640	231
10	Parking				
11	Other	433	82	29,218	520
12	Total	703,009	\$9,620	32,030	\$1,244

Under penalties of perjury, I declare that I have examined this report, and to the best of my knowledge and belief, it is true and complete.

MAY 20, 2010

DATE



Alex Figueras

Vice President of Finance 007438-11
TITLE (LICENSE NUMBER)

HARRAH'S CASINO HOTEL, ATLANTIC CITY MONTHLY SCHEDULE OF PROMOTIONAL EXPENSES AND ALLOWANCES

FOR THE MONTH ENDED APRIL 30, 2010

(UNAUDITED)

(\$ IN THOUSANDS)

Line (a)	Description (b)	Promotional Allowances		Promotional Expenses	
		Number of Recipients (c)	Dollar Amount (d)	Number of Recipients (e)	Dollar Amount (f)
1	Rooms	46,809	\$3,833		
2	Food	127,193	2,671		
3	Beverage	201,410	1,511		
4	Travel			4,337	1,382
5	Bus Program Cash	779	19		
6	Promotional Gaming Credits	67,003	2,836		
7	Complimentary Cash Gifts	30,077	2,141		
8	Entertainment	2,587	119		
9	Retail & Non-Cash Gifts	14,914	298		
10	Parking				
11	Other	11,625	90		
12	Total	502,397	\$13,518	4,337	\$1,382

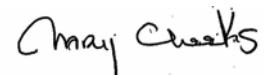
FOR THE MONTH ENDED APRIL 30, 2009

Line (a)	Description (b)	Promotional Allowances		Promotional Expenses	
		Number of Recipients (c)	Dollar Amount (d)	Number of Recipients (e)	Dollar Amount (f)
1	Rooms	50,320	\$4,014		
2	Food	99,184	1,897		
3	Beverage	167,961	1,260		
4	Travel			3,683	789
5	Bus Program Cash	713	8		
6	Promotional Gaming Credits	82,569	2,075		
7	Complimentary Cash Gifts	39,209	1,891		
8	Entertainment				
9	Retail & Non-Cash Gifts	14,047	281		
10	Parking				
11	Other	10,460	89		
12	Total	464,463	\$11,515	3,683	\$789

Under penalties of perjury, I declare that I have examined this report, and to the best of my knowledge and belief, it is true and complete.

May 20, 2010

DATE



Mary Cheeks

Vice President of Finance 004960-1
TITLE (LICENSE NUMBER)

RESORTS INTERNATIONAL HOTEL, INC. MONTHLY SCHEDULE OF PROMOTIONAL EXPENSES AND ALLOWANCES

FOR THE MONTH ENDED April 30, 2010

(UNAUDITED)
(\$ IN THOUSANDS)

Line (a)	Description (b)	Promotional Allowances		Promotional Expenses	
		Number of Recipients (c)	Dollar Amount (d)	Number of Recipients (e)	Dollar Amount (f)
1	Rooms	15,133	\$974		
2	Food	64,224	587	5,756	201
3	Beverage	69,778	454		
4	Travel			3,355	163
5	Bus Program Cash	618	53		
6	Promotional Gaming Credits	65,461	2,013		
7	Complimentary Cash Gifts	35,398	689		
8	Entertainment	442	17	422	53
9	Retail & Non-Cash Gifts		0	2,461	283
10	Parking		0		
11	Other	472	7	3,963	99
12	Total	251,526	\$4,794	15,957	\$ 799

FOR THE MONTH ENDED April 30, 2009

Line (a)	Description (b)	Promotional Allowances		Promotional Expenses	
		Number of Recipients (c)	Dollar Amount (d)	Number of Recipients (e)	Dollar Amount (f)
1	Rooms	15,701	\$955		
2	Food	66,032	637	5,517	193
3	Beverage	77,626	505		
4	Travel			2,262	94
5	Bus Program Cash	10,783	317		
6	Promotional Gaming Credits	73,958	2,575		
7	Complimentary Cash Gifts	31,428	403		
8	Entertainment	1,166	61	100	13
9	Retail & Non-Cash Gifts			2,764	318
10	Parking				
11	Other	355	5	4,580	114
12	Total	277,049	\$5,458	15,223	\$732

Under penalties of perjury, I declare that I have examined this report, and to the best of my knowledge and belief, it is true and complete.

May 21, 2010

DATE



Lawrence J, McCabe

Director of Finance 003392-11

TITLE (LICENSE NUMBER)

ATLANTIC CITY SHOWBOAT MONTHLY SCHEDULE OF PROMOTIONAL EXPENSES AND ALLOWANCES

FOR THE MONTH ENDED APRIL 30, 2010

(UNAUDITED)
(\$ IN THOUSANDS)

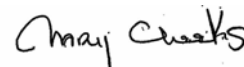
Line (a)	Description (b)	Promotional Allowances		Promotional Expenses	
		Number of Recipients (c)	Dollar Amount (d)	Number of Recipients (e)	Dollar Amount (f)
1	Rooms	24,718	\$1,894		
2	Food	110,696	\$1,482		
3	Beverage	628,226	\$957		
4	Travel			466	\$81
5	Bus Program Cash	2,492	\$73		
6	Promotional Gaming Credits	166,439	\$4,615		
7	Complimentary Cash Gifts	15,521	\$722		
8	Entertainment	670	\$35		
9	Retail & Non-Cash Gifts	6,203	\$103		
10	Parking				
11	Other	6,455	\$56	1,669	\$125
12	Total	961,420	\$9,937	2,135	\$206

FOR THE MONTH ENDED APRIL 30, 2009

Line (a)	Description (b)	Promotional Allowances		Promotional Expenses	
		Number of Recipients (c)	Dollar Amount (d)	Number of Recipients (e)	Dollar Amount (f)
1	Rooms	28,034	\$2,149		
2	Food	121,831	\$1,631		
3	Beverage	663,594	\$1,007		
4	Travel			510	\$89
5	Bus Program Cash	9,761	\$278		
6	Promotional Gaming Credits	144,160	\$4,201		
7	Complimentary Cash Gifts	24,715	\$1,151		
8	Entertainment	431	\$23		
9	Retail & Non-Cash Gifts	5,728	\$95		
10	Parking				
11	Other	4,099	\$36	1,073	\$80
12	Total	1,002,353	\$10,571	1,583	\$169

Under penalties of perjury, I declare that I have examined this report, and to the best of my knowledge and belief, it is true and complete.

May 20, 2010
DATE


Mary Cheeks

Vice President of Finance 004960-
TITLE (LICENSE NUMBER)

TROPICANA CASINO AND RESORT MONTHLY SCHEDULE OF PROMOTIONAL EXPENSES AND ALLOWANCES

FOR THE MONTH ENDED APRIL 30, 2010

(UNAUDITED)
(\$ IN THOUSANDS)

Line (a)	Description (b)	Promotional Allowances		Promotional Expenses	
		Number of Recipients (c)	Dollar Amount (d)	Number of Recipients (e)	Dollar Amount (f)
1	Rooms	28,256	\$2,723		
2	Food	238,374	1,466	37,033	210
3	Beverage	696,006	746		
4	Travel			366	110
5	Bus Program Cash	670	21		
6	Promotional Gaming Credits	245,532	2,692		
7	Complimentary Cash Gifts	44,538	724		
8	Entertainment	539	13	99	26
9	Retail & Non-Cash Gifts			22,123	212
10	Parking			29,171	88
11	Other	25,430	130	6,870	68
12	Total	1,279,345	\$8,515	95,662	\$714

There are no complimentary services or items in Line 11 "Other" which exceeds 5% of that column's total.

FOR THE MONTH ENDED APRIL 30, 2009

Line (a)	Description (b)	Promotional Allowances		Promotional Expenses	
		Number of Recipients (c)	Dollar Amount (d)	Number of Recipients (e)	Dollar Amount (f)
1	Rooms	28,443	\$2,597		
2	Food	177,031	1,735	20,526	201
3	Beverage	705,880	812		
4	Travel			288	101
5	Bus Program Cash	77,028	1,228		
6	Promotional Gaming Credits	111,130	1,378		
7	Complimentary Cash Gifts	31,054	619		
8	Entertainment	24,600	49	247	5
9	Retail & Non-Cash Gifts			11,753	107
10	Parking			30,512	91
11	Other	89,139	107	4,194	42
12	Total	1,244,305	\$8,525	67,520	\$547

There are no complimentary services or items in Line 11 "Other" which exceeds 5% of that column's total.

Under penalties of perjury, I declare that I have examined this report, and to the best of my knowledge and belief, it is true and complete.

May 20, 2010
DATE


CHRISTINA BROOME

V.P. FINANCE 7571-11

TRUMP MARINA HOTEL CASINO MONTHLY SCHEDULE OF PROMOTIONAL EXPENSES AND ALLOWANCES

FOR THE MONTH ENDED APRIL 30, 2010

(UNAUDITED)

(\$ IN THOUSANDS)

Line (a)	Description (b)	Promotional Allowances		Promotional Expenses	
		Number of Recipients (c)	Dollar Amount (d)	Number of Recipients (e)	Dollar Amount (f)
1	Rooms	10,731	\$709		
2	Food	32,728	644		
3	Beverage	80,562	342		
4	Travel			467	159
5	Bus Program Cash	2,651	64		
6	Promotional Gaming Credits	61,685	1,244		
7	Complimentary Cash Gifts	27,809	546		
8	Entertainment	254	2	6	1
9	Retail & Non-Cash Gifts	5,532	125	12,824	168
10	Parking			28,646	86
11	Other	2,729	11	1,001	39
12	Total	224,681	\$3,687	42,944	\$453

FOR THE MONTH ENDED APRIL 30, 2009

Line (a)	Description (b)	Promotional Allowances		Promotional Expenses	
		Number of Recipients (c)	Dollar Amount (d)	Number of Recipients (e)	Dollar Amount (f)
1	Rooms	10,693	\$790		
2	Food	32,307	629		
3	Beverage	85,756	364		
4	Travel			614	120
5	Bus Program Cash	3,476	70		
6	Promotional Gaming Credits	53,715	1,478		
7	Complimentary Cash Gifts	32,490	878		
8	Entertainment	142	4	202	12
9	Retail & Non-Cash Gifts	6,069	153	15,909	255
10	Parking			41,900	126
11	Other	2,671	13	1,339	23
12	Total	227,319	\$4,379	59,964	\$536

Under penalties of perjury, I declare that I have examined this report, and to the best of my knowledge and belief, it is true and complete.

May 19, 2010

DATE



Daniel McFadden

Vice President of Finance (7167-11)
TITLE (LICENSE NUMBER)

TRUMP PLAZA HOTEL CASINO MONTHLY SCHEDULE OF PROMOTIONAL EXPENSES AND ALLOWANCES

FOR THE MONTH ENDED APRIL 30, 2010

(UNAUDITED)
(\$ IN THOUSANDS)

Line (a)	Description (b)	Promotional Allowances		Promotional Expenses	
		Number of Recipients (c)	Dollar Amount (d)	Number of Recipients (e)	Dollar Amount (f)
1	Rooms	14,997	1,119	26	3
2	Food	38,833	591		
3	Beverage	82,623	496		
4	Travel			896	134
5	Bus Program Cash	14,065	382		
6	Promotional Gaming Credits	17,193	1,170		
7	Complimentary Cash Gifts	28,504	809		
8	Entertainment	1,339	30	344	14
9	Retail & Non-Cash Gifts	2,257	113	17,184	545
10	Parking			19,290	58
11	Other	868	22	704	101
12	Total	200,679	\$4,732	38,444	\$855

FOR THE MONTH ENDED APRIL 30, 2009

Line (a)	Description (b)	Promotional Allowances		Promotional Expenses	
		Number of Recipients (c)	Dollar Amount (d)	Number of Recipients (e)	Dollar Amount (f)
1	Rooms	15,602	\$1,226	7	\$1
2	Food	41,071	684		
3	Beverage	82,745	496		
4	Travel			1,368	205
5	Bus Program Cash	11,141	275		
6	Promotional Gaming Credits	23,768	1,079		
7	Complimentary Cash Gifts	47,425	1,058		
8	Entertainment	800	22	683	27
9	Retail & Non-Cash Gifts	2,636	132	23,976	1,020
10	Parking			20,156	60
11	Other	899	22	854	40
12	Total	226,087	\$4,994	47,044	\$1,353

Under penalties of perjury, I declare that I have examined this report, and to the best of my knowledge and belief, it is true and complete.

May 19, 2010
DATE



Daniel McFadden

Vice President of Finance (7167-11)
TITLE (LICENSE NUMBER)

TRUMP TAJ MAHAL ASSOCIATES, LLC
MONTHLY SCHEDULE OF PROMOTIONAL
EXPENSES AND ALLOWANCES

FOR THE MONTH ENDED APRIL 30, 2010

(UNAUDITED)
(\$ IN THOUSANDS)

Line (a)	Description (b)	Promotional Allowances		Promotional Expenses	
		Number of Recipients (c)	Dollar Amount (d)	Number of Recipients (e)	Dollar Amount (f)
1	Rooms	50,293	\$2,719		
2	Food	93,231	1,529	3,932	240
3	Beverage	160,610	796		
4	Travel			2,392	506
5	Bus Program Cash	31,974	759		
6	Promotional Gaming Credits	121,877	2,659		
7	Complimentary Cash Gifts	85,692	2,065		
8	Entertainment	190	5	129	36
9	Retail & Non-Cash Gifts	8,190	390	25,285	538
10	Parking			46,361	139
11	Other	858	97	4,213	81
12	Total	552,915	\$11,019	82,312	\$1,540


FOR THE MONTH ENDED APRIL 30, 2009

Line (a)	Description (b)	Promotional Allowances		Promotional Expenses	
		Number of Recipients (c)	Dollar Amount (d)	Number of Recipients (e)	Dollar Amount (f)
1	Rooms	35,789	\$2,606		
2	Food	99,887	1,791	3,115	208 *
3	Beverage	156,729	785		
4	Travel			4,125	683
5	Bus Program Cash	29,949	652		
6	Promotional Gaming Credits	124,732	1,849		
7	Complimentary Cash Gifts	155,530	2,502		
8	Entertainment	7,980	180	745	221
9	Retail & Non-Cash Gifts	14,389	415	10,089	626
10	Parking			46,681	140
11	Other	1,042	79	4,809	(77) *
12	Total	626,027	\$10,859	69,564	\$1,801

* Amounts indicated with an asterisk have been restated to conform to the current presentation

Under penalties of perjury, I declare that I have examined this report, and to the best of my knowledge and belief, it is true and complete.

May 20, 2010
DATE


James L. Wright

Director of Finance (003507-11)
TITLE (LICENSE NUMBER)