

# *2023 ABSTRACT OF RATABLES*



## *MERCER COUNTY BOARD OF TAXATION*

*RICHARD J. CARABELLI MAI CTA, PRESIDENT  
EDWARD A. HOFFMAN ESQ, COMMISSIONER  
ROSE MARIE BOWEN-LEWIS CTA, COMMISSIONER  
FAREEDA K. STOKES, COMMISSIONER  
FRANK V. RAGAZZO, COMMISSIONER*

*TINA M. DUNN CTA, TAX ADMINISTRATOR*

*TELEPHONE - 609-989-6704*

*ADDRESS - 640 S. BROAD ST., TRENTON, N. J., 08650*

*FAX - 609-396-4510*

*E-MAIL - [TROONEY@MERCERCOUNTY.ORG](mailto:TROONEY@MERCERCOUNTY.ORG)*

*WEBSITE - [WWW.MERCERCOUNTY.ORG](http://WWW.MERCERCOUNTY.ORG)*

2023 Abstract of Ratables for the County of Mercer

Taxing District	1		2	3	4	5	6
	Taxable Value		Taxable Value of Land and Improvements (Col 1A+1B)	Total Taxable Value Of Partial Exemptions & Abatements (Assessed Value)	Net Taxable Value of Land & Improvements (Col 2-3)	Taxable Value Communication Equipment	Net Taxable Value (Col 4+5)
	(A) Land	(B) Improvements (Includes Partial) Exemptions & Abatements)					
01 East Windsor Twp	1,189,690,671	1,672,427,529	2,862,118,200	3,067,900	2,859,050,300	3,918,700	2,862,969,000
02 Ewing Twp	874,120,100	2,441,466,480	3,315,586,580	2,491,300	3,313,095,280	16,981,880	3,330,077,160
03 Hamilton Twp	2,641,959,600	6,207,822,400	8,849,782,000	6,292,500	8,843,489,500	24,829,400	8,868,318,900
04 Hightstown	146,011,900	246,626,700	392,638,600	174,900	392,463,700	3,249,600	395,713,300
05 Hopewell	167,433,200	151,089,700	318,522,900	0	318,522,900	0	318,522,900
06 Hopewell Twp	1,685,119,540	2,299,928,800	3,985,048,340	2,040,500	3,983,007,840	5,206,725	3,988,214,565
07 Lawrence Twp	1,379,459,700	3,321,565,800	4,701,025,500	1,256,400	4,699,769,100	6,583,100	4,706,352,200
08 Pennington	272,209,500	253,447,600	525,657,100	27,000	525,630,100	1,704,600	527,334,700
11 Trenton City	500,764,500	1,712,256,210	2,213,020,710	685,500	2,212,335,210	14,432,800	2,226,768,010
12 Robbinsville Twp	1,162,857,800	1,515,906,300	2,678,764,100	10,310,098	2,668,454,002	2,833,100	2,671,287,102
13 West Windsor Twp	2,346,059,800	3,823,383,400	6,169,443,200	59,122,500	6,110,320,700	10,898,400	6,121,219,100
14 Princeton	3,597,794,600	3,515,100,752	7,112,895,352	1,043,700	7,111,851,652	8,273,057	7,120,124,709
Total	15,963,480,911	27,161,021,671	43,124,502,582	86,512,298	43,037,990,284	98,911,362	43,136,901,646

2023 Abstract of Ratables for the County of Mercer

Taxing District	7 General Tax Rate Per \$100	9 True Value				10 Equalization		11 Net Valuation For County Tax Apportionment (Col 6-9A+9B -10A+10B)
		8 County Equali- zation Ratio	(A)	(B)	(A)	(B)		
			UEZ Abatement Expired	Class II Railroads	Amounts Deducted	Amounts Added		
01 East Windsor Twp	3.398	79.90%	0	0	0	728,825,531	3,591,794,531	
02 Ewing Twp	3.697	85.74%	0	0	0	588,759,672	3,918,836,832	
03 Hamilton Twp	3.303	83.39%	0	0	0	1,876,245,734	10,744,564,634	
04 Hightstown	4.853	73.49%	0	0	0	143,907,635	539,620,935	
05 Hopewell	3.240	85.59%	0	0	0	54,814,076	373,336,976	
06 Hopewell Twp	2.944	84.74%	0	0	0	727,911,643	4,716,126,208	
07 Lawrence Twp	3.036	85.45%	0	0	0	822,770,856	5,529,123,056	
08 Pennington	3.000	85.78%	0	0	0	88,010,799	615,345,499	
11 Trenton City	5.567	74.89%	0	0	0	811,307,517	3,038,075,527	
12 Robbinsville Twp	3.119	81.68%	0	0	0	600,912,660	3,272,199,762	
13 West Windsor Twp	2.937	81.05%	0	0	0	1,439,016,972	7,560,236,072	
14 Princeton	2.514	77.40%	0	0	0	2,093,534,624	9,213,659,333	
<b>Total</b>						9,976,017,719	53,112,919,365	

2023 Abstract of Ratables for the County of Mercer

Taxing District	Section 12A							
	(i)	(ii)				(iii)	(iv)	(v)
	Total County Taxes Apportioned	Adjustments Resulting From:				Net County Taxes Apportioned	Municipal Budget State Aid	Net County Taxes Apportioned Less State Aid (Col 12A(iii) -12A(iv)-County BPP Adjustment)
		(A)		(B)				
Equal Table Appeals			Appeals & Corrections					
	Deduct Overpay	Add Underpay	Deduct Overpay	Add Underpay				
01 East Windsor Twp	19,195,469.83	0.00	0.00	0.00	0.00	19,195,469.83	0.00	19,195,469.83
02 Ewing Twp	20,943,267.64	0.00	0.00	0.00	53,505.05	20,996,772.69	0.00	20,996,772.69
03 Hamilton Twp	57,421,705.09	0.00	0.00	56,795.73	0.00	57,364,909.36	0.00	57,364,909.36
04 Hightstown	2,883,872.47	0.00	0.00	0.00	0.00	2,883,872.47	0.00	2,883,872.47
05 Hopewell	1,995,208.41	0.00	0.00	989.52	0.00	1,994,218.89	0.00	1,994,218.89
06 Hopewell Twp	25,204,186.26	0.00	0.00	6,044.23	0.00	25,198,142.03	0.00	25,198,142.03
07 Lawrence Twp	29,549,049.62	0.00	0.00	0.00	66,301.52	29,615,351.14	0.00	29,615,351.14
08 Pennington	3,288,563.94	0.00	0.00	1,779.29	0.00	3,286,784.65	0.00	3,286,784.65
11 Trenton City	16,236,253.67	0.00	0.00	105,058.45	0.00	16,131,195.22	0.00	16,131,195.22
12 Robbinsville Twp	17,487,473.54	0.00	0.00	6,142.62	0.00	17,481,330.92	0.00	17,481,330.92
13 West Windsor Twp	40,403,837.75	0.00	0.00	0.00	598,028.42	41,001,866.17	0.00	41,001,866.17
14 Princeton	49,240,155.59	0.00	0.00	0.00	45,294.84	49,285,450.43	0.00	49,285,450.43
<b>Total</b>	<b>283,849,043.81</b>			<b>176,809.84</b>	<b>763,129.83</b>	<b>284,435,363.80</b>		<b>284,435,363.80</b>

2023 Abstract of Ratables for the County of Mercer

Taxing District	Section 12-B			Section 12-C						Section 12-D
	(A)	(B)	(C)	Local Taxes to be Raised for:			(ii) Local Municipal Purposes			Total Levy on Which Tax Rate is Computed
	County Library Taxes Apportioned	County Health Svcs Taxes Apportioned	County Open Space Taxes Apportioned	(i) District School Purposes			(A)	(B)	(C)	
			District School (adj for BPP)	(B) Reg., Consol. & Joint School (adj for BPP)	(C) Local School (adj for BPP)	Municipal Budget (adj for BPP)	Municipal Open Space Budget	Municipal Library Budget		
01 East Windsor Twp	1,981,596.28	0.00	897,948.63	0.00	62,822,281.00	0.00	12,386,357.09	0.00	0.00	97,283,652.83
02 Ewing Twp	2,167,587.63	0.00	982,121.74	65,055,762.00	0.00	0.00	33,900,307.46	0.00	0.00	123,102,551.52
03 Hamilton Twp	0.00	0.00	2,683,484.78	126,916,495.00	0.00	0.00	102,433,155.09	0.00	3,501,384.00	292,899,428.23
04 Hightstown	297,709.36	0.00	134,905.23	0.00	9,637,902.00	0.00	6,248,066.00	0.00	0.00	19,202,455.06
05 Hopewell	0.00	0.00	93,289.55	0.00	5,802,861.00	0.00	2,272,387.08	31,852.29	124,070.00	10,318,678.81
06 Hopewell Twp	2,601,266.83	0.00	1,178,754.11	0.00	69,859,488.00	0.00	17,339,858.65	1,196,464.00	0.00	117,373,973.62
07 Lawrence Twp	3,057,266.60	0.00	1,385,275.57	76,716,670.00	0.00	0.00	30,686,650.90	1,411,905.66	0.00	142,873,119.87
08 Pennington	0.00	0.00	153,754.67	0.00	9,269,377.00	0.00	2,847,607.38	52,733.47	204,923.00	15,815,180.17
11 Trenton City	0.00	0.00	754,835.30	24,740,363.00	0.00	1,168,468.76	80,172,437.39	0.00	986,408.67	123,953,708.34
12 Robbinsville Twp	1,804,642.49	0.00	817,763.09	46,034,850.00	0.00	0.00	15,420,901.32	1,736,336.62	0.00	83,295,824.44
13 West Windsor Twp	4,232,615.81	0.00	1,917,160.55	0.00	105,249,394.00	0.00	26,142,862.07	1,222,064.14	0.00	179,765,962.74
14 Princeton	0.00	0.00	2,305,496.78	87,992,557.00	0.00	0.00	35,048,345.42	1,210,290.00	3,116,633.61	178,958,773.24
Total	16,142,685.00		13,304,790.00	427,456,697.00	262,641,303.00	1,168,468.76	364,898,935.85	6,861,646.18	7,933,419.28	1,384,843,308.87

2023 Abstract of Ratables for the County of Mercer

Taxing District	Section 13						
	Real Property Exempt From Taxation						
	(A) Public School	(B) Other School	(C) Public Property	(D) Church And Charitable	(E) Cemeteries And Graveyards	(F) Other Exempts	(G) Total Amount of Exempts (13A+B+C+D+E+F)
01 East Windsor Twp	64,806,500	5,281,500	78,793,200	11,295,700	466,500	80,935,300	241,578,700
02 Ewing Twp	116,881,800	737,470,644	757,807,400	92,862,000	7,072,200	91,693,900	1,803,787,944
03 Hamilton Twp	219,242,200	5,325,100	276,657,700	157,592,200	18,155,000	326,627,800	1,003,600,000
04 Hightstown	50,978,700	67,338,300	18,983,000	15,524,200	1,877,500	3,190,800	157,892,500
05 Hopewell	7,174,400	0	6,765,300	6,964,500	380,500	1,310,500	22,595,200
06 Hopewell Twp	60,659,000	17,359,900	212,361,200	240,671,400	2,273,500	36,050,300	569,375,300
07 Lawrence Twp	74,920,900	393,078,800	135,552,500	110,331,800	314,500	67,357,700	781,556,200
08 Pennington	9,572,100	6,628,700	11,864,700	10,921,800	1,791,700	18,171,000	58,950,000
11 Trenton City	237,984,299	31,859,700	1,807,153,376	184,973,400	3,977,800	523,745,800	2,789,694,375
12 Robbinsville Twp	67,405,800	0	107,494,400	46,769,300	1,985,600	102,274,900	325,930,000
13 West Windsor Twp	247,851,400	52,876,100	274,451,400	70,521,100	28,500	30,219,600	675,948,100
14 Princeton	83,420,900	2,208,356,200	273,691,500	157,125,000	4,115,900	58,601,400	2,785,310,900
<b>Total</b>	<b>1,240,897,999</b>	<b>3,525,574,944</b>	<b>3,961,575,676</b>	<b>1,105,552,400</b>	<b>42,439,200</b>	<b>1,340,179,000</b>	<b>11,216,219,219</b>

2023 Abstract of Ratables for the County of Mercer

Taxing District	Section 14				Section 15	
	Amount of Miscellaneous Revenues to Support Local Budget				Deductions Allowed	
	(A) Surplus Revenue	(B) Miscellaneous Revenues Anticipated	(C) Receipts from Delinquent Tax	(D) Total of Miscellaneous Revenues (Col 14A+B+C)	(A) Senior Citizen, Disabled and Surviving Spouse	(B) Veterans and Widows
01 East Windsor Twp	3,681,080.00	6,918,800.47	470,000.00	11,069,880.47	11,000.00	65,500.00
02 Ewing Twp	740,000.00	21,869,292.46	113,000.00	22,722,292.46	27,500.00	162,250.00
03 Hamilton Twp	8,500,000.00	43,461,645.84	135,000.00	52,096,645.84	88,500.00	546,250.00
04 Hightstown	898,000.00	1,441,725.42	180,000.00	2,519,725.42	2,000.00	15,000.00
05 Hopewell	600,000.00	922,969.01	140,000.00	1,662,969.01	1,750.00	8,000.00
06 Hopewell Twp	1,995,000.00	6,154,291.33	800,000.00	8,949,291.33	5,500.00	63,000.00
07 Lawrence Twp	9,915,000.00	20,331,936.67	830,000.00	31,076,936.67	23,750.00	94,000.00
08 Pennington	496,084.78	766,715.28	120,000.00	1,382,800.06	250.00	7,500.00
11 Trenton City	18,500,000.00	169,658,844.33	3,500,000.00	191,658,844.33	65,250.00	70,750.00
12 Robbinsville Twp	2,702,000.00	8,155,675.00	360,000.00	11,217,675.00	8,250.00	35,000.00
13 West Windsor Twp	9,425,000.00	14,729,662.85	400,000.00	24,554,662.85	3,000.00	45,000.00
14 Princeton	8,750,000.00	24,346,034.73	900,000.00	33,996,034.73	3,750.00	41,750.00
Total	66,202,164.78	318,757,593.39	7,948,000.00	392,907,758.17	240,500.00	1,154,000.00

2023 Abstract of Ratables for the County of Mercer

Addendum to Abstract of Ratables - Assessed Value of Partial Exemptions & Abatements (Column 3)

Taxing District	(1)	(2)	(3)	(4)	(5)	(6)	(7)	(8)	(9)
	Pollution Control	Fire Suppression	Fallout Shelter	Water-Sewer Facility	Renewable Energy	UEZ Abatement	Home Improvement	Multi-Family Dwelling	Class 4 Abatement
01 East Windsor Twp	0	3,067,900	0	0	0	0	0	0	0
02 Ewing Twp	0	2,491,300	0	0	0	0	0	0	0
03 Hamilton Twp	0	6,292,500	0	0	0	0	0	0	0
04 Hightstown	0	0	0	0	0	0	0	0	0
05 Hopewell	0	0	0	0	0	0	0	0	0
06 Hopewell Twp	0	2,040,500	0	0	0	0	0	0	0
07 Lawrence Twp	0	1,256,400	0	0	0	0	0	0	0
08 Pennington	0	0	0	0	27,000	0	0	0	0
11 Trenton City	0	8,100	0	0	0	677,400	0	0	0
12 Robbinsville Twp	0	10,310,098	0	0	0	0	0	0	0
13 West Windsor Twp	0	14,349,400	0	0	44,773,100	0	0	0	0
14 Princeton	0	1,043,700	0	0	0	0	0	0	0
Total		40,859,898			44,800,100	677,400			





2023 Abstract of Ratables for the County of Mercer

Taxing District	Addendum - Equalized Value Based on In Lieu of Taxes (Col 10B)				
	(1) C.12 PL 1977 In Lieu of Tax	(2) NJ Housing Finance Agency	(3) Urban Renewal	(4) Other	(5) Total
01 East Windsor Twp	0	0	0	0	0
02 Ewing Twp	0	0	0	0	0
03 Hamilton Twp	0	0	0	0	0
04 Hightstown	0	0	0	0	0
05 Hopewell	0	0	0	0	0
06 Hopewell Twp	0	0	0	0	0
07 Lawrence Twp	0	0	0	0	0
08 Pennington	0	0	0	0	0
11 Trenton City	0	0	0	0	0
12 Robbinsville Twp	0	0	0	0	0
13 West Windsor Twp	0	0	0	0	0
14 Princeton	0	0	0	0	0
Total					

2023 Abstract of Ratables for the County of Mercer

Taxing District	Addendum: State Aid Adjustment for BPP			Addendum: REAP Distribution Summary		
	County	School	Municipal	Eligible Property Assessments	R.E.A.P. Aid	Tax Rate Credit
01 East Windsor Twp	0	0	0	0	0	0
02 Ewing Twp	0	0	0	0	0	0
03 Hamilton Twp	0	0	0	0	0	0
04 Hightstown	0	39,996	0	0	0	0
05 Hopewell	0	0	0	0	0	0
06 Hopewell Twp	0	0	0	0	0	0
07 Lawrence Twp	0	0	0	0	0	0
08 Pennington	0	0	0	0	0	0
11 Trenton City	0	0	0	0	0	0
12 Robbinsville Twp	0	0	0	0	0	0
13 West Windsor Twp	0	0	0	0	0	0
14 Princeton	0	0	0	0	0	0
Total		39,996				

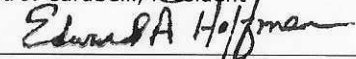
2023 Abstract of Ratables for the County of Mercer

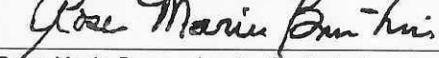
Total Amount of Miscellaneous Revenues (included Surplus Revenues Appropriated) for the Support of the County Budget	0.00
Rate per \$100 to be applied to Column 11 for apportionment of County Taxes	0.53442561
Total County Taxes Apportioned included Adjustments - Column 12Ai	283,849,043.81
* Adjustments (Net Total (Column 12Aii))	-586,319.99
Net County Taxes Apportioned (Column 12Aiii)	284,435,363.80
* Net Overpayments are added to the Net Taxes Apportioned Net Underpayments are deducted from the Net Taxes Apportioned	
Rate per \$100 to be applied to Column 11 for apportionment of Library Taxes	0.05517009
Rate per \$100 to be applied to Column 11 for apportionment of Health Taxes	0.00000000
Rate per \$100 to be applied to Column 11 for apportionment of Open Space Taxes	0.02500000

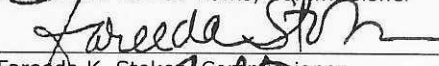
County Percentage Level of Taxable Value of Real Property is 100%


Mercer County Board of Taxation


  
Richard J. Carabelli, President

  
Edward Hoffman, Commissioner

  
Rose Marie Bowen-Lewis, Commissioner

  
Fareeda K. Stokes, Commissioner

  
Frank V. Ragazzo, Commissioner

ATTEST:   
Tina M. Dunn, Tax Administrator

I hereby certify this to be a true copy of the Abstract of Ratables and Exemptions for the County of Mercer, State of New Jersey for the year 2023 as filed with me by the Mercer County Board of Taxation

**2023 ABSTRACT OF RATABLES FOR THE COUNTY OF MERCER**

**BREAKDOWN OF GENERAL TAX RATE**

<b>Taxing District</b>	<b>County Tax</b>	<b>County Library Tax</b>	<b>Open Space Tax</b>	<b>School Tax</b>	<b>Municipal Purpose Tax</b>	<b>Municipal Open Space Tax</b>	<b>Municipal Library Tax</b>	<b>Total Tax Rate</b>	<b>Tax Rate Effective</b>	<b>Ratio to True Value</b>
<b>1. E. Windsor Twp.</b>	0.670	0.070	0.031	2.194	0.433			3.398	2.708	79.90%
<b>2. Ewing Twp.</b>	0.631	0.065	0.029	1.954	1.018			3.697	3.141	85.74%
<b>3. Hamilton Twp.</b>	0.647		0.030	1.431	1.155		0.040	3.303	2.726	83.39%
<b>4. Hightstown Boro.</b>	0.729	0.075	0.034	2.436	1.579			4.853	3.559	73.49%
<b>5. Hopewell Boro.</b>	0.626		0.029	1.822	0.714	0.010	0.039	3.240	2.764	85.59%
<b>6. Hopewell Twp.</b>	0.632	0.065	0.030	1.752	0.435	0.030		2.944	2.489	84.74%
<b>7. Lawrence Twp.</b>	0.629	0.065	0.030	1.630	0.652	0.030		3.036	2.584	85.45%
<b>8. Pennington Boro.</b>	0.623		0.030	1.758	0.540	0.010	0.039	3.000	2.570	85.78%
<b>11. Trenton City</b>	0.725		0.034	1.111	3.653		0.044	5.567	4.080	74.89%
<b>12. Robbinsville Twp.</b>	0.655	0.068	0.031	1.723	0.577	0.065		3.119	2.546	81.68%
<b>13. W. Windsor Twp.</b>	0.670	0.069	0.031	1.719	0.428	0.020		2.937	2.378	81.05%
<b>14. Princeton</b>	0.692		0.033	1.236	0.492	0.017	0.044	2.514	1.942	77.40%

**SPECIAL TAXING DISTRICTS**

	<b>ASSESSED VALUATION</b>	<b>TOTAL LEVY</b>	<b>TAX RATE</b>
<b><u>EAST WINDSOR TWP.</u></b>			
Garbage District #1	1,873,651,000	2,324,795	0.124
<b><u>HOPEWELL BORO.</u></b>			
Fire District #1	318,522,900	223,782	0.070
<b><u>HOPEWELL TWP.</u></b>			
Fire District #1	2,470,622,600	2,431,574	0.112
Fire District #2	833,059,460	846,655	0.112
Fire District #3	679,325,780	687,297	0.112
<b><u>PENNINGTON BORO</u></b>			
Fire District #1	525,630,100	255,287	0.049

**REGIONAL SCHOOL LEVIES**

<b>DISTRICT</b>	<b>LEVY</b>
<b><u>EAST WINDSOR REGIONAL</u></b>	
East Windsor Twp.	62,822,281.00
Hightstown Boro	9,677,898.00
<b><u>HOPEWELL VALLEY REGIONAL</u></b>	
Hopewell Boro	5,802,861.00
Hopewell Twp.	69,859,488.00
Pennington Boro	9,269,377.00
<b><u>W. WINDSOR - PLAINSBORO REGIONAL</u></b>	
West Windsor Twp.	105,249,394.00

## 2023 LINE ITEM BREAKDOWN

MUNICIPALITY	CLASS 1	CLASS 2	CLASS 3A	CLASS 3B	CLASS 4A	CLASS 4B	CLASS 4C	PERS. PROP	TOTAL LINE ITEMS
EAST WINDSOR	302	7,785	31	93	151	18	22	1	8,403
EWING	392	10,690	0	0	595	37	118	1	11,833
HAMILTON	1,149	29,344	47	80	1,614	68	68	1	32,371
HIGHTSTOWN	69	1,475	0	0	95	5	7	1	1,652
HOPEWELL BOR	35	668	3	2	66	3	2	1	780
HOPEWELL TWP	324	5,917	338	506	172	27	7	1	7,292
LAWRENCE	588	9,981	43	77	436	26	20	1	11,172
PENNINGTON	54	955	0	0	55	2	2	1	1,069
TRENTON	1,043	20,935	0	0	1,928	78	154	1	24,139
ROBBINSVILLE	322	5,238	64	168	164	24	2	1	5,983
WEST WINDSOR	673	8,099	25	63	273	5	10	1	9,149
PRINCETON	414	7,099	17	28	332	2	94	2	7,988
<b>TOTAL</b>	<b>5,365</b>	<b>108,186</b>	<b>568</b>	<b>1,017</b>	<b>5,881</b>	<b>295</b>	<b>506</b>	<b>13</b>	<b>121,831</b>
<b>PERCENT</b>	<b>4.65%</b>	<b>88.40%</b>	<b>0.48%</b>	<b>0.92%</b>	<b>4.96%</b>	<b>0.24%</b>	<b>0.34%</b>	<b>0.01%</b>	<b>100%</b>

## 2023 RATABLE BREAKDOWN

MUNICIPALITY	CLASS 1	CLASS 2	CLASS 3A	CLASS 3B	CLASS 4A	CLASS 4B	CLASS 4C	PERS. PROP	TOTAL RATABLES
EAST WINDSOR	36,809,100	2,022,456,800	10,157,000	1,263,500	401,873,300	214,099,100	172,391,500	3,918,700	2,862,969,000
EWING	22,017,300	2,194,555,005	-	-	832,387,675	33,535,900	230,599,400	16,981,880	3,330,077,160
HAMILTON	100,794,300	6,348,151,400	16,270,800	1,471,500	1,705,304,250	304,410,450	367,086,800	24,829,400	8,868,318,900
HIGHTSTOWN	2,706,000	318,253,900	-	-	54,577,700	3,552,900	13,373,200	3,249,600	395,713,300
HOPEWELL BORO	5,005,800	272,544,200	1,748,100	22,600	36,428,900	1,270,100	1,503,200	-	318,522,900
HOPEWELL TWP	77,068,300	2,802,849,900	247,389,940	5,038,520	508,013,700	338,028,500	4,618,980	5,206,725	3,988,214,565
LAWRENCE	43,089,600	2,842,511,500	29,313,900	666,400	1,424,213,100	103,076,900	256,897,700	6,583,100	4,706,352,200
PENNINGTON	1,678,800	465,526,700	-	-	51,322,400	6,283,800	818,400	1,704,600	527,334,700
TRENTON	18,384,700	1,325,101,100	-	-	708,332,610	56,116,100	104,400,700	14,432,800	2,226,768,010
ROBBINSVILLE	55,453,400	1,985,451,800	26,202,800	1,679,400	231,420,300	352,396,302	15,850,000	2,833,100	2,671,287,102
WEST WINDSOR	163,979,300	4,245,460,700	11,191,000	863,300	1,356,221,600	36,785,000	295,819,800	10,898,400	6,121,219,100
PRINCETON	88,063,500	6,020,211,400	30,664,700	264,000	721,654,600	11,759,700	239,233,752	8,273,057	7,120,124,709
<b>TOTAL</b>	<b>615,050,100</b>	<b>30,843,074,405</b>	<b>372,938,240</b>	<b>11,269,220</b>	<b>8,031,750,135</b>	<b>1,461,314,752</b>	<b>1,702,593,432</b>	<b>98,911,362</b>	<b>43,136,901,646</b>
<b>PERCENT</b>	<b>1.43%</b>	<b>71.50%</b>	<b>0.86%</b>	<b>0.03%</b>	<b>18.62%</b>	<b>3.39%</b>	<b>3.95%</b>	<b>0.23%</b>	<b>100.00%</b>

CLASS 1	CLASS 2	CLASS 3A	CLASS 3B	CLASS 4A	CLASS 4B	CLASS 4C	CLASS 6A
VACANT LAND	RESIDENTIAL	REQ. FARM	QUAL. FARM	COMMERCIAL	INDUSTRIAL	APARTMENT	PERS. PROP.

## MERCER COUNTY ASSESSORS

<b>MUNICIPALITY</b>	<b>ASSESSOR</b>	<b>MAILING ADDRESS</b>	<b>TELEPHONE</b>	<b><u>EMAIL</u></b>
1. East Windsor Township	David Levy	16 Lanning Blvd., E. Windsor, N.J. 08520	609-443-4000	tax_assessor@east-windsor.nj.us
2. Ewing Township	Elina Veyberman	2 Jake Garzio Drive, Trenton, N.J. 08628	609-883-2900	eveyberman@ewingnj.org
3. Hamilton Township	Daniel Gatti	2090 Greenwood Ave., Hamilton, N.J. 08609	609-890-3654	DGatti@hamiltonnj.com
4. Hightstown Borough	Kenneth Pacera	156 Bank St., Hightstown, N.J. 08520	609-490-5100	boroughcta@gmail.com
5. Hopewell Borough	Jennifer Carabelli	4 Forrest Blend Dr., Titusville, N.J. 08560	609-466-0965	jennifer.carabelli@hopewellboro-nj.us
6. Hopewell Township	Daniel G. Keough	201 Wash. Cross.- Penn. Rd., Titusville, N.J. 08560	609-737-0607	dkeough@hopewelltpw.org
7. Lawrence Township	Kenneth Pacera	P.O. Box 6006, Lawrenceville, N.J. 08648	609-844-7040	kpacera@lawrencetwp.com
8. Pennington Borough	Alaina Wysocke	30 N. Main St., Pennington, N.J. 08534	609-737-0276	taxassessor@penningtonboro.org
11. Trenton City	Deborah Fox	319 E. State st., Trenton, N.J. 08608	609-989-3083	dfox@trentonnj.org
12. Robbinsville Township	Gregory J. Busa	2298 Rt. 33, Robbinsville, N.J. 08691	609-259-3600	gregb@robbinsville.net
13. West Windsor Township	Lorraine Jones	271 Clarksville Rd., Princeton Jct., N.J. 08550	609-799-2400	ljones@westwindsortwp.com
14. Princeton	Neal A. Snyder	400 Witherspoon St., Princeton, N.J. 08540	609-924-1084	nsnyder@princetonnj.gov



## MERCER COUNTY COLLECTORS

MUNICIPALITY	COLLECTOR	MAILING ADDRESS	TELEPHONE	EMAIL
1. East Windsor Township	Anne M Blake	16 Lanning Blvd., E. Windsor, N.J. 08520	609-443-4000	tax_collector@east-windsor.nj.us
2. Ewing Township	Abelardo Conesa	2 Jake Garzio Drive, Trenton, N.J. 08628	609-883-2900	aconesa@ewingnj.org
3. Hamilton Township	Danielle Peacock	2090 Greenwood Ave., Hamilton, N.J. 08609	609-890-3890	dpeacock@hamiltonnj.com
4. Hightstown Borough	Pamela D. Lewis	156 Bank St., Hightstown, N.J. 08520	609-490-5100	tax@hightstownborough.com
5. Hopewell Borough	Regina M. Toth	88 East Broad St., Hopewell, N.J. 08525	609-466-0965	regina.toth@hopewellboro-nj.us
6. Hopewell Township	Mary Kennedy	201 Wash. Cross.- Penn. Rd., Titusville, N.J. 08560	609-737-0605	mkennedy@hopewelltpw.org
7. Lawrence Township	Susan McCloskey	P.O. Box 6006, Lawrenceville, N.J. 08648	609-844-7041	taxcoll@lawrencetwp.com
8. Pennington Borough	Sandra Webb	30 N. Main St., Pennington, N.J. 08534	609-737-0276	taxcollector@penningtonboro.org
11. Trenton City	Constance Ludden	319 E. State St., Trenton, N.J. 08608	609-989-3070	taxcollector@trentonnj.org
12. Robbinsville Township	Kelly Fort	2298 Rt. 33, Robbinsville, N.J. 08691	609-259-3600	kfort@robbinsville.net
13. West Windsor Township	Kelly A. Montecinos	271 Clarksville Rd., Princeton Jct., N.J. 08550	609-799-2400	kmontecinos@westwindsortwp.com
14. Princeton	Tammie Tisdale	400 Witherspoon St., Princeton, N.J. 08640	609-924-1058	ttisdale@princetonnj.gov