

2022

**ABSTRACT OF RATABLES
WARREN COUNTY**

WARREN COUNTY BOARD OF TAXATION

Samir Elbassiouny, President
Darryl Malcolm, Commissioner
William Watras, Commissioner

Melissa Pritchett,
County Tax Administrator

2022 ABSTRACT OF RATABLES FOR THE COUNTY OF WARREN

TAXING DISTRICTS	1		2	3	4	5	6
	TAXABLE VALUE		TAXABLE VALUE OF LAND AND IMPROVEMENTS (COL 1A+1B)	TOTAL TAXABLE VALUE OF PARTIAL EXEMPTIONS & ABATEMENTS (ASSESSED VAL.)	NET TAXABLE VALUE OF LAND & IMPROVEMENTS (COL 2-3)	TAXABLE VALUE COMMUNICATION EQUIPMENT	NET TAXABLE VALUE (COL 4+5)
	(A)	(B)					
	LAND	IMPROVEMENTS (INCLUDES PARTIAL EXEMPTIONS & ABATEMENTS)					
01:ALLAMUCHY TWP	180,736,100	419,194,900	599,931,000	0	599,931,000	0	599,931,000
02:ALPHA BORO	72,480,370	144,430,500	216,910,870	0	216,910,870	244,868	217,155,738
03:BELVIDERE TOWN	38,609,350	88,161,822	126,771,172	0	126,771,172	50	126,771,222
04:BLAIRSTOWN TWP	241,456,400	463,232,300	704,688,700	0	704,688,700	2,386,261	707,074,961
05:FRANKLIN TWP	127,402,195	286,172,817	413,575,012	0	413,575,012	744,496	414,319,508
06:FRELINGHUYSEN TWP	85,963,700	204,148,178	290,111,878	0	290,111,878	608,907	290,720,785
07:GREENWICH TWP	123,420,200	472,212,060	595,632,260	0	595,632,260	667,495	596,299,755
08:HACKETTSTOWN TOWN	392,365,100	631,855,500	1,024,220,600	15,200	1,024,205,400	100	1,024,205,500
09:HARDWICK TWP	43,214,100	113,943,000	157,157,100	0	157,157,100	588,492	157,745,592
10:HARMONY TWP	87,775,800	382,341,100	470,116,900	0	470,116,900	318,824	470,435,724
11:HOPE TWP	45,598,300	172,378,600	217,976,900	0	217,976,900	1,099,810	219,076,710
12:INDEPENDENCE TWP	148,117,800	356,806,100	504,923,900	0	504,923,900	0	504,923,900
13:KNOWLTON TWP	72,607,140	185,567,500	258,174,640	0	258,174,640	906,271	259,080,911
14:LIBERTY TWP	91,478,000	176,238,300	267,716,300	0	267,716,300	0	267,716,300
15:LOPATCONG TWP	333,330,964	679,040,186	1,012,371,150	0	1,012,371,150	918,456	1,013,289,606
16:MANSFIELD TWP	248,011,850	451,887,700	699,899,550	0	699,899,550	0	699,899,550
17:OXFORD TWP	46,526,300	111,070,300	157,596,600	0	157,596,600	0	157,596,600
19:PHILLIPSBURG TOWN	202,798,925	516,871,500	719,670,425	10,605,000	709,065,425	2,536,944	711,602,369
20:POHATCONG TWP	134,031,860	209,520,990	343,552,850	0	343,552,850	565,958	344,118,808
21:WASHINGTON BORO	105,347,772	262,402,900	367,750,672	100,000	367,650,672	0	367,650,672
22:WASHINGTON TWP	206,973,968	477,142,308	684,116,276	0	684,116,276	0	684,116,276
23:WHITE TWP	213,714,418	341,606,800	555,321,218	0	555,321,218	0	555,321,218
WARREN	3,241,960,612	7,146,225,361	10,388,185,973	10,720,200	10,377,465,773	11,586,932	10,389,052,705

2022 ABSTRACT OF RATABLES FOR THE COUNTY OF WARREN

TAXING DISTRICTS	7	8	9		10		11
	GENERAL TAX RATE PER \$100	COUNTY EQUALI- ZATION RATIO	TRUE VALUE		EQUALIZATION		NET VALUATION FOR COUNTY TAX APPORTIONMENT (COL 6-9A+9B -10A+10B)
			(A) UEZ ABATEMENT EXPIRED	(B) CLASS II RAILROADS	(A) AMOUNTS DEDUCTED	(B) AMOUNTS ADDED	
01:ALLAMUCHY TWP	3.034	79.15%	0	0		159,612,059	759,543,059
02:ALPHA BORO	3.382	94.14%	0	0		14,498,115	231,653,853
03:BELVIDERE TOWN	5.873	60.44%	0	0		85,523,866	212,295,088
04:BLAIRSTOWN TWP	2.823	89.75%	0	0		81,757,992	788,832,953
05:FRANKLIN TWP	3.169	91.66%	0	0		39,825,881	454,145,389
06:FRELINGHUYSEN TWP	2.449	98.98%	0	0		4,268,938	294,989,723
07:GREENWICH TWP	3.474	78.45%	0	0		164,674,063	760,973,818
08:HACKETTSTOWN TOWN	3.264	95.80%	0	0		51,670,243	1,075,875,743
09:HARDWICK TWP	3.566	75.95%	0	0		50,101,099	207,846,691
10:HARMONY TWP	2.516	80.52%	0	0		116,594,499	587,030,223
11:HOPE TWP	3.065	85.85%	0	0		36,671,076	255,747,786
12:INDEPENDENCE TWP	3.505	81.26%	0	0		117,424,872	622,348,772
13:KNOWLTON TWP	3.781	73.66%	0	0		93,533,346	352,614,257
14:LIBERTY TWP	3.238	84.43%	0	0		49,814,515	317,530,815
15:LOPATCONG TWP	2.851	93.90%	0	0		68,318,501	1,081,608,107
16:MANSFIELD TWP	3.489	86.36%	0	0		112,072,174	811,971,724
17:OXFORD TWP	4.387	77.40%	0	0		47,033,772	204,630,372
19:PHILLIPSBURG TOWN	4.148	86.00%	0	0		127,934,945	839,537,314
20:POHATCONG TWP	4.146	85.50%	0	0		59,781,804	403,900,612
21:WASHINGTON BORO	5.235	72.76%	0	0		140,599,662	508,250,334
22:WASHINGTON TWP	3.768	88.18%	0	0		93,518,354	777,634,630
23:WHITE TWP	2.307	95.87%	0	0		26,867,869	582,189,087
WARREN		%	0	0		1,742,097,645	12,131,150,350

2022 ABSTRACT OF RATABLES FOR THE COUNTY OF WARREN

TAXING DISTRICT	SECTION 12 - A							
	(i) TOTAL COUNTY TAXES APPORTIONED	(ii) ADJUSTMENTS RESULTING FROM:				(iii) NET COUNTY TAXES APPORTIONED	(iv) MUNICIPAL BUDGET STATE AID	(v) NET COUNTY TAXES APPORTIONED LESS STATE AID (COL.12 AIII-12AIV-COUNTY BPP ADJUSTMENT)
		(A) EQUAL TABLE APPEALS		(B) APPEALS & CORRECTIONS				
		DEDUCT OVERPAY	ADD UNDERPAY	DEDUCT OVERPAY	ADD UNDERPAY			
01:ALLAMUCHY TWP	4,637,389.46	.00	.00	1,473.95	.00	4,635,915.51	.00	4,635,915.51
02:ALPHA BORO	1,414,362.39	.00	.00	14,086.51	.00	1,400,275.88	.00	1,400,275.88
03:BELVIDERE TOWN	1,296,167.47	.00	.00	5,140.36	.00	1,291,027.11	.00	1,291,027.11
04:BLAIRSTOWN TWP	4,816,218.88	.00	.00	3,062.81	.00	4,813,156.07	.00	4,813,156.07
05:FRANKLIN TWP	2,772,784.26	.00	.00	1,136.75	.00	2,771,647.51	.00	2,771,647.51
06:FRELINGHUYSEN TWP	1,801,059.49	.00	.00	3,417.49	.00	1,797,642.00	.00	1,797,642.00
07:GREENWICH TWP	4,646,124.96	.00	.00	.00	.00	4,646,124.96	.00	4,646,124.96
08:HACKETTSTOWN TOWN	6,568,758.38	.00	.00	2,525.04	.00	6,566,233.34	.00	6,566,233.34
09:HARDWICK TWP	1,269,007.78	.00	.00	351.84	.00	1,268,655.94	.00	1,268,655.94
10:HARMONY TWP	3,584,112.50	.00	.00	2,493.29	.00	3,581,619.21	.00	3,581,619.21
11:HOPE TWP	1,561,467.88	.00	.00	13,591.82	.00	1,547,876.06	.00	1,547,876.06
12:INDEPENDENCE TWP	3,799,749.87	.00	.00	191.27	.00	3,799,558.60	.00	3,799,558.60
13:KNOWLTON TWP	2,152,886.03	.00	.00	975.35	.00	2,151,910.68	.00	2,151,910.68
14:LIBERTY TWP	1,938,684.11	.00	.00	1,711.73	.00	1,936,972.38	.00	1,936,972.38
15:LOPATCONG TWP	6,603,757.32	.00	.00	340.06	.00	6,603,417.26	.00	6,603,417.26
16:MANSFIELD TWP	4,957,492.63	.00	.00	102,034.95	.00	4,855,457.68	.00	4,855,457.68
17:OXFORD TWP	1,249,370.55	.00	.00	1,181.19	.00	1,248,189.36	.00	1,248,189.36
19:PHILLIPSBURG TOWN	5,125,794.32	.00	.00	10,246.13	.00	5,115,548.19	.00	5,115,548.19
20:POHATCONG TWP	2,466,014.82	.00	.00	11.06	.00	2,466,003.76	.00	2,466,003.76
21:WASHINGTON BORO	3,103,121.96	.00	.00	2,151.17	.00	3,100,970.79	.00	3,100,970.79
22:WASHINGTON TWP	4,747,847.53	.00	.00	283.46	.00	4,747,564.07	.00	4,747,564.07
23:WHITE TWP	3,554,554.76	.00	.00	321.12	.00	3,554,233.64	.00	3,554,233.64
WARREN	74,066,727.35	.00	.00	166,727.35	.00	73,900,000.00	.00	73,900,000.00

2022 ABSTRACT OF RATABLES FOR THE COUNTY OF WARREN

TAXING DISTRICTS	SECTION 12 - B			SECTION 12 - C		
	(A)	(B)	(C)	LOCAL TAXES TO BE RAISED FOR:		
	COUNTY LIBRARY TAXES APPORTIONED	COUNTY HEALTH SERVICE TAXES APPORTIONED	COUNTY OPEN SPACE TAXES APPORTIONED	(i) DISTRICT SCHOOL PURPOSES		
				(A) DISTRICT SCHOOL (adjusted for BPP)	(B) REG., CONSOL. & JOINT SCHOOL (adjusted for BPP)	(C) LOCAL SCHOOL (adjusted for BPP)
01:ALLAMUCHY TWP	378,335.39	.00	151,908.61	10,317,144.00	.00	.00
02:ALPHA BORO	.00	.00	46,330.77	3,963,708.00	.00	.00
03:BELVIDERE TOWN	105,746.14	.00	42,459.02	3,931,616.00	.00	.00
04:BLAIRSTOWN TWP	392,924.95	.00	157,766.59	6,185,520.00	6,454,611.00	.00
05:FRANKLIN TWP	226,214.00	.00	90,829.08	4,069,896.00	4,643,901.00	.00
06:FRELINGHUYSEN TWP	146,937.09	.00	58,997.94	2,269,077.00	1,919,763.00	.00
07:GREENWICH TWP	379,048.06	.00	152,194.76	11,586,603.00	.00	.00
08:HACKETTSTOWN TOWN	.00	.00	215,175.15	19,378,843.00	.00	.00
09:HARDWICK TWP	103,530.35	.00	41,569.34	1,422,240.00	1,922,267.00	.00
10:HARMONY TWP	292,405.15	.00	117,406.04	6,255,541.00	.00	.00
11:HOPE TWP	127,390.33	.00	51,149.56	4,123,068.00	.00	.00
12:INDEPENDENCE TWP	309,997.65	.00	124,469.75	.00	10,460,328.00	.00
13:KNOWLTON TWP	175,640.41	.00	70,522.85	3,149,813.00	3,083,412.00	.00
14:LIBERTY TWP	158,165.02	.00	63,506.16	.00	5,526,540.00	.00
15:LOPATCONG TWP	538,758.95	.00	216,321.62	15,539,613.00	.00	.00
16:MANSFIELD TWP	404,450.59	.00	162,394.34	6,381,138.00	7,714,411.00	.00
17:OXFORD TWP	101,928.27	.00	40,926.07	4,501,590.00	.00	.00
19:PHILLIPSBURG TOWN	.00	.00	167,907.46	12,848,802.00	.00	.00
20:POHATCONG TWP	201,186.61	.00	80,780.12	6,490,644.00	.00	.00
21:WASHINGTON BORO	.00	.00	101,650.07	5,420,165.00	5,350,699.00	.00
22:WASHINGTON TWP	387,346.96	.00	155,526.93	6,832,361.00	8,285,974.00	.00
23:WHITE TWP	289,994.08	.00	116,437.87	7,861,935.00	.00	.00
WARREN	4,720,000.00	.00	2,426,230.10	142,529,317.00	55,361,906.00	.00

2022 ABSTRACT OF RATABLES FOR THE COUNTY OF WARREN

TAXING DISTRICTS	SECTION 12 - C			SECTION 12 - D
	LOCAL TAXES TO BE RAISED FOR:			TOTAL LEVY ON WHICH TAX RATE IS COMPUTED
	(ii) LOCAL MUNICIPAL PURPOSES			
	(A) MUNICIPAL BUDGET (adjusted for BPP)	(B) MUNICIPAL OPEN SPACE BUDGET	(C) MUNICIPAL LIBRARY BUDGET	
01:ALLAMUCHY TWP	2,592,668.00	119,986.00	.00	18,195,957.51
02:ALPHA BORO	1,769,784.60	86,862.30	76,841.67	7,343,803.22
03:BELVIDERE TOWN	2,073,958.71	.00	.00	7,444,806.98
04:BLAIRSTOWN TWP	1,775,309.77	176,768.71	.00	19,956,057.09
05:FRANKLIN TWP	1,325,133.97	.00	.00	13,127,621.56
06:FRELINGHUYSEN TWP	868,471.00	58,144.00	.00	7,119,032.03
07:GREENWICH TWP	3,713,384.08	237,921.00	.00	20,715,275.86
08:HACKETTSTOWN TOWN	6,909,643.00	.00	356,502.74	33,426,397.23
09:HARDWICK TWP	835,171.00	31,431.42	.00	5,624,865.05
10:HARMONY TWP	1,493,594.89	94,087.14	.00	11,834,653.43
11:HOPE TWP	837,167.00	27,482.00	.00	6,714,132.95
12:INDEPENDENCE TWP	3,002,160.00	.00	.00	17,696,514.00
13:KNOWLTON TWP	1,111,063.34	51,677.36	.00	9,794,039.64
14:LIBERTY TWP	929,795.00	53,543.00	.00	8,668,521.56
15:LOPATCONG TWP	5,706,285.36	279,904.87	.00	28,884,301.06
16:MANSFIELD TWP	4,755,687.20	139,979.91	.00	24,413,518.72
17:OXFORD TWP	1,020,463.00	.00	.00	6,913,096.70
19:PHILLIPSBURG TOWN	10,960,378.85	142,320.47	275,837.66	29,510,794.63
20:POHATCONG TWP	4,853,956.00	172,059.40	.00	14,264,629.89
21:WASHINGTON BORO	5,104,839.84	.00	167,903.34	19,246,228.04
22:WASHINGTON TWP	5,230,719.04	136,823.26	.00	25,776,315.26
23:WHITE TWP	877,382.15	111,064.20	.00	12,811,046.94
WARREN	67,747,015.80	1,920,055.04	877,085.41	349,481,609.35

2022 ABSTRACT OF RATABLES FOR THE COUNTY OF WARREN

TAXING DISTRICTS	SECTION 13						
	REAL PROPERTY EXEMPT FROM TAXATION						
	(A) PUBLIC SCHOOL	(B) OTHER SCHOOL	(C) PUBLIC PROPERTY	(D) CHURCH AND CHARITABLE	(E) CEMETERIES AND GRAVEYARDS	(F) OTHER EXEMPTS	(G) TOTAL AMOUNT OF EXEMPTS (13A+B+C+D+E+F)
01:ALLAMUCHY TWP	13,365,811	1,507,189	28,373,698	0	25,100	12,108,210	55,380,008
02:ALPHA BORO	1,260,200	0	14,364,600	4,094,400	1,059,700	2,131,800	22,910,700
03:BELVIDERE TOWN	13,751,700	167,400	16,896,700	5,290,700	401,900	2,037,800	38,546,200
04:BLAIRSTOWN TWP	25,057,309	31,801,300	19,718,194	12,518,730	490,600	9,350,700	98,936,833
05:FRANKLIN TWP	17,674,800	556,400	11,470,220	4,082,200	282,900	6,458,700	40,525,220
06:FRELINGHUYSEN TWP	1,230,100	888,700	14,469,920	4,248,600	325,600	13,489,500	34,652,420
07:GREENWICH TWP	1,146,100	0	7,910,060	3,367,100	956,800	3,729,800	17,109,860
08:HACKETTSTOWN TOWN	26,824,400	42,018,000	17,675,900	46,150,600	195,000	26,009,300	158,873,200
09:HARDWICK TWP	0	0	57,891,500	295,100	79,600	15,720,900	73,987,100
10:HARMONY TWP	5,202,900	0	21,627,900	3,871,100	198,500	5,419,900	36,320,300
11:HOPE TWP	3,021,600	197,300	13,752,573	2,394,233	181,000	2,599,600	22,146,306
12:INDEPENDENCE TWP	10,083,300	0	8,967,300	8,128,300	692,400	7,320,100	35,191,400
13:KNOWLTON TWP	2,132,600	0	19,640,700	3,737,900	274,500	2,927,300	28,713,000
14:LIBERTY TWP	3,975,700	161,500	16,125,200	656,800	164,100	971,100	22,054,400
15:LOPATCONG TWP	13,383,600	0	20,997,691	9,778,000	0	171,508,300	215,667,591
16:MANSFIELD TWP	5,167,800	0	52,897,800	4,768,600	620,700	6,721,900	70,176,800
17:OXFORD TWP	9,400,200	542,900	24,230,350	3,474,618	167,300	4,035,867	41,851,235
19:PHILLIPSBURG TOWN	54,102,000	13,616,600	78,541,400	67,777,800	910,300	140,371,000	355,319,100
20:POHATCONG TWP	10,439,400	1,270,000	11,310,450	3,662,200	80,000	3,538,200	30,300,250
21:WASHINGTON BORO	11,390,225	1,684,300	6,757,600	8,835,100	331,300	2,650,700	31,649,225
22:WASHINGTON TWP	28,572,948	0	13,007,600	12,749,900	238,600	28,255,800	82,824,848
23:WHITE TWP	2,897,600	0	45,898,493	5,251,500	90,200	6,807,800	60,945,593
WARREN	260,080,293	94,411,589	522,525,849	215,133,481	7,766,100	474,164,277	1,574,081,589

2022 ABSTRACT OF RATABLES FOR THE COUNTY OF WARREN

TAXING DISTRICTS	SECTION 14				SECTION 15	
	AMOUNT OF MISCELLANEOUS REVENUES TO SUPPORT LOCAL BUDGET				DEDUCTIONS ALLOWED	
	(A) SURPLUS REVENUE	(B) MISCELLANEOUS REVENUES ANTICIPATED	(C) RECEIPTS FROM DELINQUENT TAX	(D) TOTAL OF MISCELLANEOUS REVENUES (COL. 14A+B+C)	(A) SENIOR CITIZEN, DISABLED AND SURVIVING SPOUSE	(B) VETERANS AND WIDOWS
01:ALLAMUCHY TWP	589,500.00	879,898.17	145,000.00	1,614,398.17	2,250.00	30,250.00
02:ALPHA BORO	583,200.00	515,298.98	132,000.00	1,230,498.98	5,250.00	20,000.00
03:BELVIDERE TOWN	400,000.00	1,333,143.64	105,000.00	1,838,143.64	2,000.00	15,750.00
04:BLAIRSTOWN TWP	4,000,000.00	3,026,469.84	250,000.00	7,276,469.84	5,250.00	32,750.00
05:FRANKLIN TWP	591,650.00	471,869.16	200,000.00	1,263,519.16	2,250.00	17,000.00
06:FRELINGHUYSEN TWP	550,000.00	478,532.00	130,000.00	1,158,532.00	1,750.00	11,000.00
07:GREENWICH TWP	600,000.00	628,280.66	235,000.00	1,463,280.66	3,250.00	19,750.00
08:HACKETTSTOWN TOWN	2,333,318.00	1,244,432.04	350,000.00	3,927,750.04	11,000.00	37,250.00
09:HARDWICK TWP	235,000.00	318,110.00	72,500.00	625,610.00	1,750.00	9,250.00
10:HARMONY TWP	885,000.00	956,891.31	115,000.00	1,956,891.31	5,500.00	17,750.00
11:HOPE TWP	246,162.00	712,523.00	25,000.00	983,685.00	1,750.00	11,750.00
12:INDEPENDENCE TWP	927,157.00	981,209.00	177,000.00	2,085,366.00	6,250.00	26,750.00
13:KNOWLTON TWP	429,000.00	979,636.16	320,000.00	1,728,636.16	2,250.00	14,250.00
14:LIBERTY TWP	635,000.00	375,466.08	126,000.00	1,136,466.08	2,250.00	13,750.00
15:LOPATCONG TWP	1,600,000.00	2,073,979.59	425,000.00	4,098,979.59	10,750.00	54,750.00
16:MANSFIELD TWP	1,025,000.00	2,022,371.95	415,000.00	3,462,371.95	6,000.00	30,750.00
17:OXFORD TWP	617,952.36	894,759.62	225,000.00	1,737,711.98	5,000.00	11,500.00
19:PHILLIPSBURG TOWN	1,975,000.00	6,101,097.21	850,000.00	8,926,097.21	18,750.00	62,500.00
20:POHATCONG TWP	566,300.00	927,368.29	200,000.00	1,693,668.29	8,000.00	30,750.00
21:WASHINGTON BORO	600,000.00	2,332,477.02	400,000.00	3,332,477.02	5,750.00	21,750.00
22:WASHINGTON TWP	738,000.00	5,436,604.92	600,000.00	6,774,604.92	500.00	35,000.00
23:WHITE TWP	550,000.00	1,038,432.08	200,000.00	1,788,432.08	7,000.00	55,500.00
WARREN	20,677,239.36	33,728,850.72	5,697,500.00	60,103,590.08	114,500.00	579,750.00

2022 ABSTRACT OF RATABLES FOR THE COUNTY OF WARREN

TAXING DISTRICTS	ADDENDUM TO ABSTRACT OF RATABLES -- ASSESSED VALUE OF PARTIAL EXEMPTIONS & ABATEMENTS (COLUMN 3)								
	(1) POLLUTION CONTROL	(2) FIRE SUPPRESSION	(3) FALLOUT SHELTER	(4) WATER- SEWER FACILITY	(5) RENEWABLE ENERGY	(6) UEZ ABATEMENT	(7) HOME IMPROVEMENT	(8) MULTI- FAMILY DWELLING	(9) CLASS 4 ABATEMENT
01:ALLAMUCHY TWP	0	0	0	0	0	0	0	0	0
02:ALPHA BORO	0	0	0	0	0	0	0	0	0
03:BELVIDERE TOWN	0	0	0	0	0	0	0	0	0
04:BLAIRSTOWN TWP	0	0	0	0	0	0	0	0	0
05:FRANKLIN TWP	0	0	0	0	0	0	0	0	0
06:FRELINGHUYSEN TWP	0	0	0	0	0	0	0	0	0
07:GREENWICH TWP	0	0	0	0	0	0	0	0	0
08:HACKETTSTOWN TOWN	0	15,200	0	0	0	0	0	0	0
09:HARDWICK TWP	0	0	0	0	0	0	0	0	0
10:HARMONY TWP	0	0	0	0	0	0	0	0	0
11:HOPE TWP	0	0	0	0	0	0	0	0	0
12:INDEPENDENCE TWP	0	0	0	0	0	0	0	0	0
13:KNOWLTON TWP	0	0	0	0	0	0	0	0	0
14:LIBERTY TWP	0	0	0	0	0	0	0	0	0
15:LOPATCONG TWP	0	0	0	0	0	0	0	0	0
16:MANSFIELD TWP	0	0	0	0	0	0	0	0	0
17:OXFORD TWP	0	0	0	0	0	0	0	0	0
19:PHILLIPSBURG TOWN	10,605,000	0	0	0	0	0	0	0	0
20:POHATCONG TWP	0	0	0	0	0	0	0	0	0
21:WASHINGTON BORO	0	0	0	0	0	0	0	0	0
22:WASHINGTON TWP	0	0	0	0	0	0	0	0	0
23:WHITE TWP	0	0	0	0	0	0	0	0	0
WARREN	10,605,000	15,200	0	0	0	0	0	0	0

2022 ABSTRACT OF RATABLES FOR THE COUNTY OF WARREN

	ADDENDUM TO ABSTRACT OF RATABLES – ASSESSED VALUE OF PARTIAL EXEMPTIONS & ABATEMENTS (CONTINUED)							
	(10) DWELLING ABATEMENT	(11) DWELLING EXEMPTION	(12) NEW DWELLING CONVERSION ABATEMENT	(13) NEW DWELLING CONVERSION EXEMPTION	(14) MULTI-DWELLING EXEMPTION	(15) MULTI-DWELLING ABATEMENT	(16) COMMERCIAL/ INDUSTRIAL EXEMPTION	(17) TOTAL VALUE
TAXING DISTRICTS								
01:ALLAMUCHY TWP	0	0	0	0	0	0	0	0
02:ALPHA BORO	0	0	0	0	0	0	0	0
03:BELVIDERE TOWN	0	0	0	0	0	0	0	0
04:BLAIRSTOWN TWP	0	0	0	0	0	0	0	0
05:FRANKLIN TWP	0	0	0	0	0	0	0	0
06:FRELINGHUYSEN TWP	0	0	0	0	0	0	0	0
07:GREENWICH TWP	0	0	0	0	0	0	0	0
08:HACKETTSTOWN TOWN	0	0	0	0	0	0	0	15,200
09:HARDWICK TWP	0	0	0	0	0	0	0	0
10:HARMONY TWP	0	0	0	0	0	0	0	0
11:HOPE TWP	0	0	0	0	0	0	0	0
12:INDEPENDENCE TWP	0	0	0	0	0	0	0	0
13:KNOWLTON TWP	0	0	0	0	0	0	0	0
14:LIBERTY TWP	0	0	0	0	0	0	0	0
15:LOPATCONG TWP	0	0	0	0	0	0	0	0
16:MANSFIELD TWP	0	0	0	0	0	0	0	0
17:OXFORD TWP	0	0	0	0	0	0	0	0
19:PHILLIPSBURG TOWN	0	0	0	0	0	0	0	10,605,000
20:POHATCONG TWP	0	0	0	0	0	0	0	0
21:WASHINGTON BORO	0	0	0	0	0	0	100,000	100,000
22:WASHINGTON TWP	0	0	0	0	0	0	0	0
23:WHITE TWP	0	0	0	0	0	0	0	0
WARREN	0	0	0	0	0	0	100,000	10,720,200

2022 ABSTRACT OF RATABLES FOR THE COUNTY OF WARREN

TAXING DISTRICTS	ADDENDUM -- EQUALIZED VALUE BASED ON IN LIEU OF TAXES (COL.10B)				
	(1) C.12 PL 1977 IN LIEU OF TAX	(2) NJ HOUSING FINANCE AGENCY	(3) URBAN RENEWAL	(4) OTHER	(5) TOTAL
01:ALLAMUCHY TWP	0	0	0	0	0
02:ALPHA BORO	0	0	0	0	0
03:BELVIDERE TOWN	0	0	0	0	0
04:BLAIRSTOWN TWP	0	0	0	0	0
05:FRANKLIN TWP	0	0	0	0	0
06:FRELINGHUYSEN TWP	0	0	0	0	0
07:GREENWICH TWP	0	0	0	0	0
08:HACKETTSTOWN TOWN	0	0	0	0	0
09:HARDWICK TWP	0	0	0	0	0
10:HARMONY TWP	0	0	0	0	0
11:HOPE TWP	0	0	0	0	0
12:INDEPENDENCE TWP	0	0	0	0	0
13:KNOWLTON TWP	0	0	0	0	0
14:LIBERTY TWP	0	0	0	0	0
15:LOPATCONG TWP	0	0	0	0	0
16:MANSFIELD TWP	0	0	0	0	0
17:OXFORD TWP	0	0	0	0	0
19:PHILLIPSBURG TOWN	0	0	0	0	0
20:POHATCONG TWP	0	0	0	0	0
21:WASHINGTON BORO	0	0	0	0	0
22:WASHINGTON TWP	0	0	0	0	0
23:WHITE TWP	0	0	0	0	0
WARREN	0	0	0	0	0

2022 ABSTRACT OF RATABLES FOR THE COUNTY OF WARREN

TAXING DISTRICTS	BREAKDOWN OF GENERAL TAX RATE											EFFECTIVE TAX RATE
	COUNTY TAX	LIBRARY TAX	HEALTH SERVICE TAX	COUNTY OPEN SPACE TAX	DISTRICT SCHOOL TAX	REGIONAL SCHOOL TAX	LOCAL SCHOOL TAX	MUNICIPAL PURPOSE TAX	MUNICIPAL OPEN SPACE TAX	MUNICIPAL LIBRARY TAX	GENERAL TAX RATE	
01:ALLAMUCHY TWP	.773	.064	.000	.026	1.720	.000	.000	.432	.019	.000	3.034	2.396
02:ALPHA BORO	.645	.000	.000	.022	1.826	.000	.000	.814	.040	.035	3.382	3.170
03:BELVIDERE TOWN	1.019	.084	.000	.034	3.101	.000	.000	1.635	.000	.000	5.873	3.507
04:BLAIRSTOWN TWP	.681	.056	.000	.023	.875	.912	.000	.251	.025	.000	2.823	2.530
05:FRANKLIN TWP	.669	.055	.000	.022	.983	1.121	.000	.319	.000	.000	3.169	2.891
06:FRELINGHUYSEN TWP	.619	.051	.000	.021	.781	.660	.000	.298	.019	.000	2.449	2.413
07:GREENWICH TWP	.780	.064	.000	.026	1.943	.000	.000	.622	.039	.000	3.474	2.722
08:HACKETTSTOWN TOWN	.642	.000	.000	.022	1.892	.000	.000	.674	.000	.034	3.264	3.107
09:HARDWICK TWP	.805	.066	.000	.027	.902	1.218	.000	.529	.019	.000	3.566	2.706
10:HARMONY TWP	.762	.063	.000	.025	1.329	.000	.000	.317	.020	.000	2.516	2.016
11:HOPE TWP	.707	.059	.000	.023	1.882	.000	.000	.382	.012	.000	3.065	2.625
12:INDEPENDENCE TWP	.753	.062	.000	.025	.000	2.071	.000	.594	.000	.000	3.505	2.844
13:KNOWLTON TWP	.831	.068	.000	.028	1.216	1.191	.000	.428	.019	.000	3.781	2.778
14:LIBERTY TWP	.724	.060	.000	.024	.000	2.064	.000	.347	.019	.000	3.238	2.730
15:LOPATCONG TWP	.652	.054	.000	.022	1.533	.000	.000	.563	.027	.000	2.851	2.670
16:MANSFIELD TWP	.694	.058	.000	.024	.912	1.102	.000	.679	.020	.000	3.489	3.007
17:OXFORD TWP	.793	.065	.000	.026	2.856	.000	.000	.647	.000	.000	4.387	3.378
19:PHILLIPSBURG TOWN	.719	.000	.000	.024	1.806	.000	.000	1.541	.020	.038	4.148	3.515
20:POHATCONG TWP	.717	.059	.000	.024	1.886	.000	.000	1.410	.050	.000	4.146	3.532
21:WASHINGTON BORO	.844	.000	.000	.028	1.475	1.455	.000	1.388	.000	.045	5.235	3.787
22:WASHINGTON TWP	.694	.057	.000	.023	.999	1.211	.000	.764	.020	.000	3.768	3.315
23:WHITE TWP	.641	.053	.000	.021	1.416	.000	.000	.157	.019	.000	2.307	2.200

2022 ABSTRACT OF RATABLES FOR THE COUNTY OF WARREN

TAXING DISTRICT	ADDENDUM: STATE AID ADJUSTMENT FOR BPP			ADDENDUM: REAP DISTRIBUTION SUMMARY		
	COUNTY	SCHOOL	MUNICIPAL	ELIGIBLE PROPERTY ASSESSMENTS	R.E.A.P. AID	TAX RATE CREDIT
01:ALLAMUCHY TWP						
02:ALPHA BORO						
03:BELVIDERE TOWN						
04:BLAIRSTOWN TWP						
05:FRANKLIN TWP						
06:FRELINGHUYSEN TWP						
07:GREENWICH TWP						
08:HACKETTSTOWN TOWN						
09:HARDWICK TWP						
10:HARMONY TWP						
11:HOPE TWP						
12:INDEPENDENCE TWP						
13:KNOWLTON TWP						
14:LIBERTY TWP						
15:LOPATCONG TWP						
16:MANSFIELD TWP						
17:OXFORD TWP						
19:PHILLIPSBURG TOWN						
20:POHATCONG TWP						
21:WASHINGTON BORO						
22:WASHINGTON TWP						
23:WHITE TWP						
WARREN						

2022 ABSTRACT OF RATABLES FOR THE COUNTY OF WARREN

TAXING DISTRICT	SPECIAL TAXING DISTRICTS				
	SPECIAL TAXING DISTRICT	NUMBER OF RATABLES	RATABLE VALUE	BUDGET	SPECIAL DISTRICT RATE


SPECIAL TAXING DISTRICTS

Taxing District	Spec Tax Dist	Number Ratables	Ratable Value	Budget Amount	Special District Rate	County	Library	Cty Open SP	Regional School	District School	Local Municipal tax	Municipal Open Space	2022 Tax Rate
2101	G01	357	114,828,354		295.95	0.773	0.064	0.026		1.72	0.432	0.019	3.034
2101	S01	219	75,281,600		0.487								
2101	S02	113	17,349,100		0.685								
2101	S03	60	17,244,400		0.68								
2101	S04	208	45,089,800		0.631								
2101	S05	323	54,372,800		0.668								
2101	S06	206	30,531,400		0.579								
2101	S07	94	29,612,800		0.593								
2101	S08	159	18,096,600		0.911								
2101	S09	14	2,356,700		0.645								
2101	S10	19	4,084,800		0.637								
2101	S11	6	1,912,400		0.487								
2101	S12	60	15,118,200		0.487								
2101	S13	214	9,471,500		0.533								
2101	S14	168	23,275,600		0.696								
2101	S15	128	44,360,100		0.559								
2121	S01	169	43,688,300		0.306	0.844	0.045	0.028	1.455	1.475	1.388		5.235
2121	S02	34	30,132,400		0.223								
2122	F01	3109	768,244,926		0.085	0.694	0.057	0.23	1.211	0.999	0.764	0.02	3.768
2123	H85	1	172500			0.641	0.053	0.021		1.416	0.157	0.019	2.307

2022 ABSTRACT OF RATABLES FOR THE COUNTY OF WARREN

Total Amount of Miscellaneous Revenues (included Surplus Revenues Appropriated) for the Support of the County Budget	25,652,241.36
Rate per \$100 to be applied to Column 11 for apportionment of County Taxes		.61054991
Net County Taxes Apportioned (Column 12 A iii)	73,900,000.00
* Adjustments (Net Total (Column 12 A i))		166,727.35
* Net Overpayments are added to the Net Taxes Apportioned Net Underpayments are deducted from the Net Taxes Apportioned		
Rate per \$100 to be applied to Column 11 for apportionment of Library Taxes04981092
Rate per \$100 to be applied to Column 11 for apportionment of Health Taxes00000000
Rate per \$100 to be applied to Column 11 for apportionment of Open Space Taxes02000000
County Percentage Level of Taxable Value of Real Property is 100%		


WARREN COUNTY BOARD OF TAXATION




 Samir Elbassoumy, President



 Daryl Maleoni




 William Watras

ATTEST: 

 Melissa Pritchett

I hereby certify this to be a true copy of the Abstract of Ratables and Exemptions for the County of WARREN,
 State of New Jersey for the year 2022 as filed with me by the WARREN County Board of Taxation



 Kim Francisco
 Treasurer