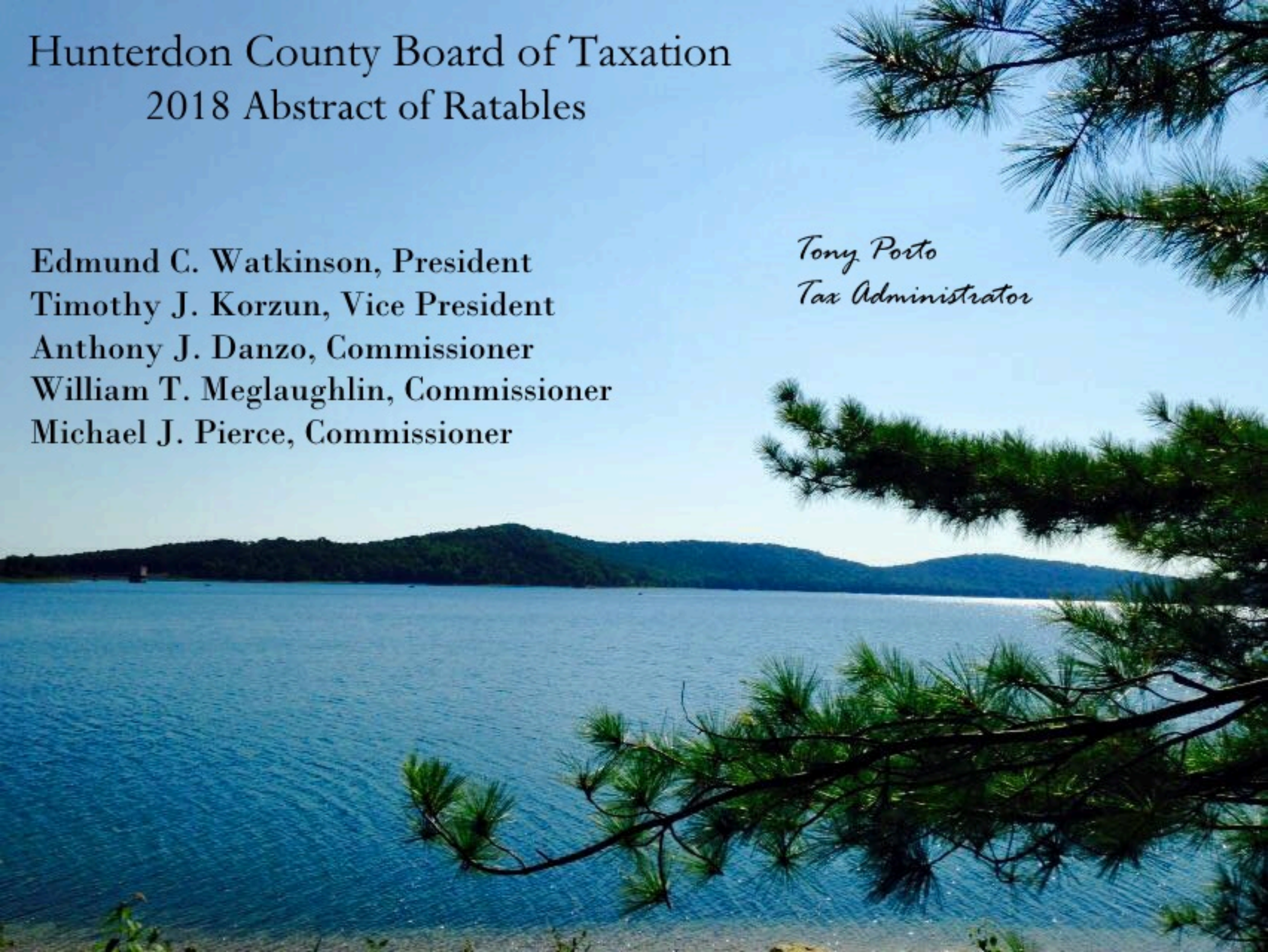


Hunterdon County Board of Taxation

2018 Abstract of Ratables

Edmund C. Watkinson, President
Timothy J. Korzun, Vice President
Anthony J. Danzo, Commissioner
William T. Meglaughlin, Commissioner
Michael J. Pierce, Commissioner

Tony Porto
Tax Administrator



2018 ABSTRACT OF RATABLES FOR THE COUNTY OF HUNTERDON

TAXING DISTRICTS	1		2	3	4	5	6					
	TAXABLE VALUE							TAXABLE VALUE OF LAND AND IMPROVEMENTS (COL 1A+1B)	TOTAL TAXABLE VALUE OF PARTIAL EXEMPTIONS & ABATEMENTS (ASSESSED VAL.)	NET TAXABLE VALUE OF LAND & IMPROVEMENTS (COL 2-3)	TAXABLE VALUE COMMUNICATION EQUIPMENT	NET TAXABLE VALUE (COL 4+5)
	(A) LAND	(B) IMPROVEMENTS (INCLUDES PARTIAL EXEMPTIONS & ABATEMENTS)										
01:ALEXANDRIA TWP	260,781,603	455,162,800	715,944,403	0	715,944,403	169,385	716,113,788					
02:BETHLEHEM TWP	175,498,928	353,685,800	529,184,728	0	529,184,728	94	529,184,822					
03:BLOOMSBURY BORO	23,604,900	66,717,500	90,322,400	0	90,322,400	95	90,322,495					
04:CALIFON BORO	56,022,368	89,091,300	145,113,668	0	145,113,668	100	145,113,768					
05:TOWN OF CLINTON	123,501,850	249,416,100	372,917,950	0	372,917,950	0	372,917,950					
06:CLINTON TWP	648,661,000	1,502,564,000	2,151,225,000	174,600	2,151,050,400	0	2,151,050,400					
07:DELAWARE TWP	325,813,130	471,744,200	797,557,330	0	797,557,330	0	797,557,330					
08:EAST AMWELL TWP	280,991,085	393,368,100	674,359,185	0	674,359,185	896,375	675,255,560					
09:FLEMINGTON BORO	174,547,800	284,122,900	458,670,700	4,756,100	453,914,600	0	453,914,600					
10:FRANKLIN TWP	223,997,876	317,399,400	541,397,276	0	541,397,276	1,403,600	542,800,876					
11:FRENCHTOWN BORO	66,417,300	85,583,650	152,000,950	0	152,000,950	648,614	152,649,564					
12:GLEN GARDNER BORO	39,686,061	100,318,000	140,004,061	0	140,004,061	0	140,004,061					
13:HAMPTON BORO	39,071,482	80,906,935	119,978,417	0	119,978,417	0	119,978,417					
14:HIGH BRIDGE BORO	123,593,300	208,850,800	332,444,100	3,163,100	329,281,000	0	329,281,000					
15:HOLLAND TWP	190,904,630	434,665,411	625,570,041	0	625,570,041	1,136,595	626,706,636					
16:KINGWOOD TWP	260,477,200	352,882,999	613,360,199	0	613,360,199	1,545,288	614,905,487					
17:LAMBERTVILLE CITY	399,758,089	371,290,793	771,048,882	0	771,048,882	0	771,048,882					
18:LEBANON BORO	88,442,303	185,740,000	274,182,303	117,200	274,065,103	0	274,065,103					
19:LEBANON TWP	269,402,606	477,976,000	747,378,606	0	747,378,606	65,914	747,444,520					
20:MILFORD BORO	45,462,100	69,996,541	115,458,641	0	115,458,641	178,706	115,637,347					
21:RARITAN TWP	1,734,127,922	2,308,726,200	4,042,854,122	0	4,042,854,122	0	4,042,854,122					
22:READINGTON TWP	966,274,193	1,638,932,700	2,605,206,893	0	2,605,206,893	257,705	2,605,464,598					
23:STOCKTON BORO	53,741,800	38,385,400	92,127,200	0	92,127,200	0	92,127,200					
24:TEWKSBURY TWP	582,918,955	774,740,010	1,357,658,965	0	1,357,658,965	0	1,357,658,965					
25:UNION TWP	204,380,287	493,275,182	697,655,469	0	697,655,469	0	697,655,469					
26:WEST AMWELL TWP	171,294,100	345,691,509	516,985,609	0	516,985,609	607,654	517,593,263					
HUNTERDON	7,529,372,868	12,151,234,230	19,680,607,098	8,211,000	19,672,396,098	6,910,125	19,679,306,223					

2018 ABSTRACT OF RATABLES FOR THE COUNTY OF HUNTERDON

TAXING DISTRICTS	7	8	9		10		NET VALUATION FOR COUNTY TAX APPORTIONMENT (COL 6-9A+9B -10A+10B)
	GENERAL TAX RATE PER \$100	COUNTY EQUALIZATION RATIO	TRUE VALUE		EQUALIZATION		
			(A) UEZ ABATEMENT EXPIRED	(B) CLASS II RAILROADS	(A) AMOUNTS DEDUCTED	(B) AMOUNTS ADDED	
01:ALEXANDRIA TWP	2.574	92.13%	0	0		63,107,766	779,221,554
02:BETHLEHEM TWP	2.853	94.31%	0	0		33,069,401	562,254,223
03:BLOOMSBURY BORO	2.971	94.54%	0	0		5,709,062	96,031,557
04:CALIFON BORO	3.333	100.50%	0	0	316,560		144,797,208
05:TOWN OF CLINTON	3.161	96.29%	0	0		15,785,484	388,703,434
06:CLINTON TWP	2.621	94.22%	0	0		136,127,199	2,287,177,599
07:DELAWARE TWP	2.550	91.38%	0	0		78,416,614	875,973,944
08:EAST AMWELL TWP	2.358	91.65%	0	0		64,152,634	739,408,194
09:FLEMINGTON BORO	3.061	101.51%	0	0	856,056		453,058,544
10:FRANKLIN TWP	2.546	94.58%	0	0		33,203,124	576,004,000
11:FRENCHTOWN BORO	3.341	86.20%	0	0		25,857,308	178,506,872
12:GLEN GARDNER BORO	3.196	87.94%	0	0		19,427,790	159,431,851
13:HAMPTON BORO	3.211	98.61%	0	0		1,934,392	121,912,809
14:HIGH BRIDGE BORO	3.963	91.23%	0	0		34,765,312	364,046,312
15:HOLLAND TWP	2.634	93.68%	0	0		44,245,959	670,952,595
16:KINGWOOD TWP	2.296	98.68%	0	0		10,629,755	625,535,242
17:LAMBERTVILLE CITY	2.002	97.90%	0	0		20,561,974	791,610,856
18:LEBANON BORO	2.290	98.88%	0	0		3,619,573	277,684,676
19:LEBANON TWP	2.950	81.30%	0	0		173,970,256	921,414,776
20:MILFORD BORO	3.790	96.76%	0	0		9,352,221	124,989,568
21:RARITAN TWP	2.488	97.69%	0	0		116,724,668	4,159,578,790
22:READINGTON TWP	2.936	81.22%	0	0		607,110,544	3,212,575,142
23:STOCKTON BORO	2.078	102.47%	0	0	1,943,719		90,183,481
24:TEWKSBURY TWP	2.546	82.85%	0	0		285,129,659	1,642,788,624
25:UNION TWP	2.738	85.31%	0	0		122,298,161	819,953,630
26:WEST AMWELL TWP	2.236	102.78%	0	0	12,682,210		504,911,053
HUNTERDON		%	0	0	15,798,545	1,905,198,856	21,568,706,534

2018 ABSTRACT OF RATABLES FOR THE COUNTY OF HUNTERDON

SECTION 12 - A

TAXING DISTRICT	(i)	(ii)				(iii)	(iv)	(v)
	TOTAL COUNTY TAXES APPORTIONED	ADJUSTMENTS RESULTING FROM:				NET COUNTY TAXES APPORTIONED	MUNICIPAL BUDGET STATE AID	NET COUNTY TAXES APPORTIONED LESS STATE AID (COL.12 AIII-12AIV-COUNTY BPP ADJUSTMENT)
		(A)	(B)	(A)	(B)			
		EQUAL TABLE APPEALS DEDUCT OVERPAY	ADD UNDERPAY	APPEALS & CORRECTIONS DEDUCT OVERPAY	ADD UNDERPAY			
01:ALEXANDRIA TWP	2,454,700.70	.00	.00	5,101.53	.00	2,449,599.17	.00	2,449,599.17
02:BETHLEHEM TWP	1,771,211.06	.00	.00	1,176.69	.00	1,770,034.37	.00	1,770,034.37
03:BLOOMSBURY BORO	302,518.24	.00	.00	.00	.00	302,518.24	.00	302,518.24
04:CALIFON BORO	456,139.60	.00	.00	3,591.45	.00	452,548.15	.00	452,548.15
05:TOWN OF CLINTON	1,224,492.04	.00	.00	.00	734.90	1,225,226.94	.00	1,225,226.94
06:CLINTON TWP	7,205,057.95	.00	.00	1,742.14	.00	7,203,315.81	.00	7,203,315.81
07:DELAWARE TWP	2,759,489.70	.00	.00	1,683.10	.00	2,757,806.60	.00	2,757,806.60
08:EAST AMWELL TWP	2,329,280.81	.00	.00	366.86	.00	2,328,913.95	.00	2,328,913.95
09:FLEMINGTON BORO	1,427,223.26	.00	.00	.00	9,701.35	1,436,924.61	.00	1,436,924.61
10:FRANKLIN TWP	1,814,525.55	.00	.00	2,128.87	.00	1,812,396.68	.00	1,812,396.68
11:FRENCHTOWN BORO	562,331.65	.00	.00	1,256.01	.00	561,075.64	.00	561,075.64
12:GLEN GARDNER BORO	502,241.60	.00	.00	470.59	.00	501,771.01	.00	501,771.01
13:HAMPTON BORO	384,049.26	.00	.00	158.77	.00	383,890.49	.00	383,890.49
14:HIGH BRIDGE BORO	1,146,817.27	.00	.00	3,244.47	.00	1,143,572.80	.00	1,143,572.80
15:HOLLAND TWP	2,113,632.25	.00	.00	1,358.77	.00	2,112,273.48	.00	2,112,273.48
16:KINGWOOD TWP	1,970,558.68	.00	.00	1,096.30	.00	1,969,462.38	.00	1,969,462.38
17:LAMBERTVILLE CITY	2,493,729.43	.00	.00	247.54	.00	2,493,481.89	.00	2,493,481.89
18:LEBANON BORO	874,761.18	.00	.00	.00	12,757.19	887,518.37	.00	887,518.37
19:LEBANON TWP	2,902,637.23	.00	.00	.00	188.61	2,902,825.84	.00	2,902,825.84
20:MILFORD BORO	393,741.65	.00	.00	115.24	.00	393,626.41	.00	393,626.41
21:RARITAN TWP	13,103,488.88	.00	.00	5,283.52	.00	13,098,205.36	.00	13,098,205.36
22:READINGTON TWP	10,120,241.68	.00	.00	2,902.36	.00	10,117,339.32	.00	10,117,339.32
23:STOCKTON BORO	284,095.65	.00	.00	275.94	.00	283,819.71	.00	283,819.71
24:TEWKSBURY TWP	5,175,106.32	.00	.00	8,605.56	.00	5,166,500.76	.00	5,166,500.76
25:UNION TWP	2,583,014.73	.00	.00	3,251.84	.00	2,579,762.89	.00	2,579,762.89
26:WEST AMWELL TWP	1,590,568.19	.00	.00	2,644.36	.00	1,587,923.83	.00	1,587,923.83
HUNTERDON	67,945,654.56	.00	.00	46,701.91	23,382.05	67,922,334.70	.00	67,922,334.70

2018 ABSTRACT OF RATABLES FOR THE COUNTY OF HUNTERDON

TAXING DISTRICTS	SECTION 12 - B			SECTION 12 - C		
	(A)	(B)	(C)	LOCAL TAXES TO BE RAISED FOR:		
	COUNTY LIBRARY TAXES APPORTIONED	COUNTY HEALTH SERVICE TAXES APPORTIONED	COUNTY OPEN SPACE TAXES APPORTIONED	(i) DISTRICT SCHOOL PURPOSES		
				(A) DISTRICT SCHOOL (adjusted for BPP)	(B) REG., CONSOL. & JOINT SCHOOL (adjusted for BPP)	(C) LOCAL SCHOOL (adjusted for BPP)
01:ALEXANDRIA TWP	240,530.85	.00	233,938.58	8,581,988.00	4,818,545.00	.00
02:BETHLEHEM TWP	173,807.50	.00	169,042.44	7,403,097.00	3,612,856.00	.00
03:BLOOMSBURY BORO	29,706.40	.00	28,891.92	1,757,837.00	.00	.00
04:CALIFON BORO	44,423.68	.00	43,207.60	2,323,320.00	1,077,701.00	.00
05:TOWN OF CLINTON	120,315.37	.00	117,016.39	5,114,100.00	2,162,123.00	.00
06:CLINTON TWP	707,339.17	.00	687,946.04	25,592,426.00	14,077,870.00	.00
07:DELAWARE TWP	270,806.94	.00	263,377.45	8,542,260.00	4,708,896.00	.00
08:EAST AMWELL TWP	228,690.96	.00	222,420.84	7,144,122.00	4,351,844.00	.00
09:FLEMINGTON BORO	.00	.00	137,262.62	5,937,354.00	2,016,045.00	.00
10:FRANKLIN TWP	177,965.24	.00	173,086.66	6,254,950.00	3,485,643.00	.00
11:FRENCHTOWN BORO	55,092.98	.00	53,578.99	2,056,726.00	990,477.00	.00
12:GLEN GARDNER BORO	49,270.77	.00	47,919.93	2,194,154.00	778,840.00	.00
13:HAMPTON BORO	37,696.27	.00	36,662.80	1,883,221.00	674,917.00	.00
14:HIGH BRIDGE BORO	112,295.44	.00	109,207.81	6,565,706.00	1,732,959.00	.00
15:HOLLAND TWP	207,414.94	.00	201,728.48	9,025,784.00	3,766,087.00	.00
16:KINGWOOD TWP	193,392.37	.00	188,090.53	5,942,872.00	4,008,021.00	.00
17:LAMBERTVILLE CITY	.00	.00	238,138.87	.00	10,003,548.00	.00
18:LEBANON BORO	87,199.08	.00	84,803.29	2,707,930.00	1,303,470.00	.00
19:LEBANON TWP	285,049.36	.00	277,233.97	10,124,520.00	5,783,687.00	.00
20:MILFORD BORO	.00	.00	37,592.88	1,930,214.00	1,165,455.00	.00
21:RARITAN TWP	1,286,191.75	.00	1,250,929.33	48,010,048.00	24,255,002.00	.00
22:READINGTON TWP	993,481.67	.00	966,249.75	30,212,810.00	19,009,477.00	.00
23:STOCKTON BORO	27,869.33	.00	27,105.32	.00	1,157,837.00	.00
24:TEWKSBURY TWP	507,307.27	.00	493,418.56	13,271,926.00	8,846,993.00	.00
25:UNION TWP	253,317.54	.00	246,372.26	9,171,446.00	4,734,264.00	.00
26:WEST AMWELL TWP	155,923.84	.00	151,641.50	.00	7,844,376.00	.00
HUNTERDON	6,245,088.72	.00	6,486,864.81	221,748,811.00	136,366,933.00	.00

2018 ABSTRACT OF RATABLES FOR THE COUNTY OF HUNTERDON

TAXING DISTRICTS	SECTION 12 - C			SECTION 12 - D
	LOCAL TAXES TO BE RAISED FOR:			
	(ii) LOCAL MUNICIPAL PURPOSES			
	(A) MUNICIPAL BUDGET (adjusted for BPP)	(B) MUNICIPAL OPEN SPACE BUDGET	(C) MUNICIPAL LIBRARY BUDGET	TOTAL LEVY ON WHICH TAX RATE IS COMPUTED
01:ALEXANDRIA TWP	1,820,251.87	286,445.52	.00	18,431,298.99
02:BETHLEHEM TWP	1,808,370.68	158,622.00	.00	15,095,829.99
03:BLOOMSBURY BORO	563,682.00	.00	.00	2,682,635.56
04:CALIFON BORO	865,628.00	29,023.00	.00	4,835,851.43
05:TOWN OF CLINTON	3,046,703.83	.00	.00	11,785,485.53
06:CLINTON TWP	7,675,320.00	430,210.08	.00	56,374,427.10
07:DELAWARE TWP	3,309,862.00	480,000.00	.00	20,333,008.99
08:EAST AMWELL TWP	1,373,500.00	270,000.00	.00	15,919,491.75
09:FLEMINGTON BORO	4,214,561.45	.00	148,651.55	13,890,799.23
10:FRANKLIN TWP	1,887,838.62	27,140.04	.00	13,819,020.24
11:FRENCHTOWN BORO	1,351,821.38	30,530.00	.00	5,099,301.99
12:GLEN GARDNER BORO	901,817.00	.00	.00	4,473,772.71
13:HAMPTON BORO	835,606.06	.00	.00	3,851,993.62
14:HIGH BRIDGE BORO	3,382,553.47	.00	.00	13,046,294.52
15:HOLLAND TWP	1,193,600.00	.00	.00	16,506,887.90
16:KINGWOOD TWP	1,630,570.00	184,600.00	.00	14,117,008.28
17:LAMBERTVILLE CITY	2,357,129.50	76,100.00	262,713.00	15,431,111.26
18:LEBANON BORO	1,205,099.00	.00	.00	6,276,019.74
19:LEBANON TWP	2,596,603.00	74,756.00	.00	22,044,675.17
20:MILFORD BORO	815,851.00	.00	39,677.00	4,382,416.29
21:RARITAN TWP	12,254,991.54	404,285.41	.00	100,559,653.39
22:READINGTON TWP	14,667,315.00	521,041.00	.00	76,487,713.74
23:STOCKTON BORO	417,044.75	.00	.00	1,913,676.11
24:TEWKSBURY TWP	5,596,867.00	678,829.00	.00	34,561,841.59
25:UNION TWP	1,970,336.30	139,531.09	.00	19,095,030.08
26:WEST AMWELL TWP	1,519,000.00	310,556.00	.00	11,569,421.17
HUNTERDON	79,261,923.45	4,101,669.14	451,041.55	522,584,666.37

2018 ABSTRACT OF RATABLES FOR THE COUNTY OF HUNTERDON

SECTION 13

REAL PROPERTY EXEMPT FROM TAXATION

TAXING DISTRICTS	(A)	(B)	(C)	(D)	(E)	(F)	(G)
	PUBLIC SCHOOL	OTHER SCHOOL	PUBLIC PROPERTY	CHURCH AND CHARITABLE	CEMETERIES AND GRAVEYARDS	OTHER EXEMPTS	TOTAL AMOUNT OF EXEMPTS (13A+B+C+D+E+F)
01:ALEXANDRIA TWP	45,297,500	0	12,059,400	5,762,500	286,200	3,338,400	66,744,000
02:BETHLEHEM TWP	4,233,197	0	20,957,629	2,151,100	213,300	2,912,900	30,468,126
03:BLOOMSBURY BORO	2,823,500	0	2,235,800	2,623,400	0	1,594,200	9,276,900
04:CALIFON BORO	3,021,600	0	1,493,300	3,949,900	290,800	3,562,100	12,317,700
05:TOWN OF CLINTON	3,197,600	0	11,415,700	3,742,000	836,800	5,646,900	24,839,000
06:CLINTON TWP	70,314,122	0	197,754,296	22,136,285	703,900	24,282,800	315,191,403
07:DELAWARE TWP	3,932,900	0	18,617,600	4,465,000	1,163,100	11,568,300	39,746,900
08:EAST AMWELL TWP	6,217,972	0	18,189,312	4,508,000	1,000,200	13,270,700	43,186,184
09:FLEMINGTON BORO	5,649,700	0	34,453,800	14,593,200	1,655,800	5,003,700	61,356,200
10:FRANKLIN TWP	4,289,700	0	14,256,600	11,151,500	450,300	5,924,300	36,072,400
11:FRENCHTOWN BORO	2,832,500	0	5,831,500	1,619,800	360,400	1,943,400	12,587,600
12:GLEN GARDNER BORO	0	0	2,502,542	554,200	124,500	2,352,800	5,534,042
13:HAMPTON BORO	3,071,800	0	2,208,300	1,794,800	328,300	3,924,500	11,327,700
14:HIGH BRIDGE BORO	5,681,938	0	16,407,900	3,654,174	0	1,073,937	26,817,949
15:HOLLAND TWP	13,631,000	0	12,960,700	5,110,500	0	4,116,400	35,818,600
16:KINGWOOD TWP	3,978,650	0	13,072,500	5,564,400	296,600	15,789,000	38,701,150
17:LAMBERTVILLE CITY	2,334,400	2,125,200	14,545,600	17,248,250	922,300	20,772,600	57,948,350
18:LEBANON BORO	3,975,150	0	6,924,200	4,260,517	605,900	1,378,900	17,144,667
19:LEBANON TWP	26,409,600	995,800	137,046,700	6,419,000	78,600	9,634,500	180,584,200
20:MILFORD BORO	883,800	0	9,381,400	3,837,900	344,100	1,774,100	16,221,300
21:RARITAN TWP	111,505,654	0	99,310,085	90,331,263	550,600	42,655,569	344,353,171
22:READINGTON TWP	22,054,805	0	56,245,135	14,322,325	1,588,200	20,902,400	115,112,865
23:STOCKTON BORO	479,800	0	7,426,100	1,792,800	13,000	1,999,200	11,710,900
24:TEWKSBURY TWP	17,400,180	0	30,591,500	5,941,000	910,400	14,128,100	68,971,180
25:UNION TWP	17,902,000	0	212,804,600	4,295,900	242,500	4,907,900	240,152,900
26:WEST AMWELL TWP	16,935,300	0	19,643,600	4,119,100	137,700	4,723,700	45,559,400
HUNTERDON	398,054,368	3,121,000	978,335,799	245,948,814	13,103,500	229,181,306	1,867,744,787

2018 ABSTRACT OF RATABLES FOR THE COUNTY OF HUNTERDON

TAXING DISTRICTS	SECTION 14				SECTION 15	
	AMOUNT OF MISCELLANEOUS REVENUES TO SUPPORT LOCAL BUDGET				DEDUCTIONS ALLOWED	
	(A)	(B)	(C)	(D)	(A)	(B)
	SURPLUS REVENUE	MISCELLANEOUS REVENUES ANTICIPATED	RECEIPTS FROM DELINQUENT TAX	TOTAL OF MISCELLANEOUS REVENUES (COL. 14A+B+C)	SENIOR CITIZEN, DISABLED AND SURVIVING SPOUSE	VETERANS AND WIDOWS
01:ALEXANDRIA TWP	500,000.00	571,769.26	185,000.00	1,256,769.26	3,000.00	27,900.00
02:BETHLEHEM TWP	1,234,518.23	487,343.18	175,000.00	1,896,861.41	2,500.00	27,250.00
03:BLOOMSBURY BORO	279,210.00	82,767.33	41,800.00	403,777.33	250.00	6,000.00
04:CALIFON BORO	115,000.00	138,951.00	37,500.00	291,451.00	1,000.00	4,500.00
05:TOWN OF CLINTON	412,600.00	849,832.08	126,000.00	1,388,432.08	500.00	12,250.00
06:CLINTON TWP	717,000.00	3,824,377.00	370,000.00	4,911,377.00	3,750.00	65,500.00
07:DELAWARE TWP	357,000.00	649,706.98	275,248.81	1,281,955.79	4,500.00	37,250.00
08:EAST AMWELL TWP	280,000.00	923,500.00	245,000.00	1,448,500.00	3,500.00	31,500.00
09:FLEMINGTON BORO	85,000.00	897,687.00	270,000.00	1,252,687.00	2,250.00	12,000.00
10:FRANKLIN TWP	400,000.00	726,244.00	190,000.00	1,316,244.00	1,750.00	18,000.00
11:FRENCHTOWN BORO	260,000.00	375,446.53	180,000.00	815,446.53	1,000.00	7,500.00
12:GLEN GARDNER BORO	163,135.00	220,847.67	40,097.12	424,079.79	1,000.00	6,250.00
13:HAMPTON BORO	92,000.00	153,840.20	59,000.00	304,840.20	500.00	6,750.00
14:HIGH BRIDGE BORO	500,000.00	1,843,787.96	174,000.00	2,517,787.96	2,500.00	16,500.00
15:HOLLAND TWP	695,000.00	3,326,400.00	210,000.00	4,231,400.00	10,250.00	52,500.00
16:KINGWOOD TWP	624,430.00	542,664.57	350,901.00	1,517,995.57	4,000.00	22,000.00
17:LAMBERTVILLE CITY	435,454.00	2,052,552.50	129,467.00	2,617,473.50	5,000.00	21,000.00
18:LEBANON BORO	347,000.00	298,840.01	132,410.87	778,250.88	1,750.00	9,000.00
19:LEBANON TWP	550,000.00	2,988,090.00	280,000.00	3,818,090.00	4,250.00	35,750.00
20:MILFORD BORO	158,000.00	352,897.42	81,000.00	591,897.42	3,000.00	9,000.00
21:RARITAN TWP	1,424,050.00	4,952,750.78	500,000.00	6,876,800.78	15,750.00	107,000.00
22:READINGTON TWP	1,852,000.00	2,993,682.00	568,000.00	5,413,682.00	9,500.00	108,000.00
23:STOCKTON BORO	165,000.00	123,545.00	10,880.00	299,425.00	.00	4,750.00
24:TEWKSBURY TWP	2,100,000.00	1,830,571.00	250,000.00	4,180,571.00	2,000.00	29,000.00
25:UNION TWP	515,000.00	792,477.27	120,000.00	1,427,477.27	2,500.00	22,750.00
26:WEST AMWELL TWP	211,000.00	1,638,393.00	178,000.00	2,027,393.00	3,000.00	24,500.00
HUNTERDON	14,472,397.23	33,638,963.74	5,179,304.80	53,290,665.77	89,000.00	724,400.00

2018 ABSTRACT OF RATABLES FOR THE COUNTY OF HUNTERDON

ADDENDUM TO ABSTRACT OF RATABLES -- ASSESSED VALUE OF PARTIAL EXEMPTIONS & ABATEMENTS (COLUMN 3)

TAXING DISTRICTS	(1) POLLUTION CONTROL	(2) FIRE SUPPRESSION	(3) FALLOUT SHELTER	(4) WATER- SEWER FACILITY	(5) RENEWABLE ENERGY	(6) UEZ ABATEMENT	(7) HOME IMPROVEMENT	(8) MULTI- FAMILY DWELLING	(9) CLASS 4 ABATEMENT
01:ALEXANDRIA TWP	0	0	0	0	0	0	0	0	0
02:BETHLEHEM TWP	0	0	0	0	0	0	0	0	0
03:BLOOMSBURY BORO	0	0	0	0	0	0	0	0	0
04:CALIFON BORO	0	0	0	0	0	0	0	0	0
05:TOWN OF CLINTON	0	0	0	0	0	0	0	0	0
06:CLINTON TWP	0	174,600	0	0	0	0	0	0	0
07:DELAWARE TWP	0	0	0	0	0	0	0	0	0
08:EAST AMWELL TWP	0	0	0	0	0	0	0	0	0
09:FLEMINGTON BORO	0	0	0	0	0	0	0	0	0
10:FRANKLIN TWP	0	0	0	0	0	0	0	0	0
11:FRENCHTOWN BORO	0	0	0	0	0	0	0	0	0
12:GLEN GARDNER BORO	0	0	0	0	0	0	0	0	0
13:HAMPTON BORO	0	0	0	0	0	0	0	0	0
14:HIGH BRIDGE BORO	0	0	0	0	0	0	0	0	0
15:HOLLAND TWP	0	0	0	0	0	0	0	0	0
16:KINGWOOD TWP	0	0	0	0	0	0	0	0	0
17:LAMBERTVILLE CITY	0	0	0	0	0	0	0	0	0
18:LEBANON BORO	0	117,200	0	0	0	0	0	0	0
19:LEBANON TWP	0	0	0	0	0	0	0	0	0
20:MILFORD BORO	0	0	0	0	0	0	0	0	0
21:RARITAN TWP	0	0	0	0	0	0	0	0	0
22:READINGTON TWP	0	0	0	0	0	0	0	0	0
23:STOCKTON BORO	0	0	0	0	0	0	0	0	0
24:TEWKSBURY TWP	0	0	0	0	0	0	0	0	0
25:UNION TWP	0	0	0	0	0	0	0	0	0
26:WEST AMWELL TWP	0	0	0	0	0	0	0	0	0
HUNTERDON	0	291,800	0	0	0	0	0	0	0

2018 ABSTRACT OF RATABLES FOR THE COUNTY OF HUNTERDON

ADDENDUM TO ABSTRACT OF RATABLES -- ASSESSED VALUE OF PARTIAL EXEMPTIONS & ABATEMENTS (CONTINUED)

TAXING DISTRICTS	(10) DWELLING ABATEMENT	(11) DWELLING EXEMPTION	(12) NEW DWELLING CONVERSION ABATEMENT	(13) NEW DWELLING CONVERSION EXEMPTION	(14) MULTI-DWELLING EXEMPTION	(15) MULTI-DWELLING ABATEMENT	(16) COMMERCIAL/ INDUSTRIAL EXEMPTION	(17) TOTAL VALUE
01:ALEXANDRIA TWP	0	0	0	0	0	0	0	0
02:BETHLEHEM TWP	0	0	0	0	0	0	0	0
03:BLOOMSBURY BORO	0	0	0	0	0	0	0	0
04:CALIFON BORO	0	0	0	0	0	0	0	0
05:TOWN OF CLINTON	0	0	0	0	0	0	0	0
06:CLINTON TWP	0	0	0	0	0	0	0	174,600
07:DELAWARE TWP	0	0	0	0	0	0	0	0
08:EAST AMWELL TWP	0	0	0	0	0	0	0	0
09:FLEMINGTON BORO	25,000	0	0	0	0	0	4,731,100	4,756,100
10:FRANKLIN TWP	0	0	0	0	0	0	0	0
11:FRENCHTOWN BORO	0	0	0	0	0	0	0	0
12:GLEN GARDNER BORO	0	0	0	0	0	0	0	0
13:HAMPTON BORO	0	0	0	0	0	0	0	0
14:HIGH BRIDGE BORO	80,700	0	0	0	0	0	3,082,400	3,163,100
15:HOLLAND TWP	0	0	0	0	0	0	0	0
16:KINGWOOD TWP	0	0	0	0	0	0	0	0
17:LAMBERTVILLE CITY	0	0	0	0	0	0	0	0
18:LEBANON BORO	0	0	0	0	0	0	0	117,200
19:LEBANON TWP	0	0	0	0	0	0	0	0
20:MILFORD BORO	0	0	0	0	0	0	0	0
21:RARITAN TWP	0	0	0	0	0	0	0	0
22:READINGTON TWP	0	0	0	0	0	0	0	0
23:STOCKTON BORO	0	0	0	0	0	0	0	0
24:TEWKSBURY TWP	0	0	0	0	0	0	0	0
25:UNION TWP	0	0	0	0	0	0	0	0
26:WEST AMWELL TWP	0	0	0	0	0	0	0	0
HUNTERDON	105,700	0	0	0	0	0	7,813,500	8,211,000

2018 ABSTRACT OF RATABLES FOR THE COUNTY OF HUNTERDON

ADDENDUM -- EQUALIZED VALUE BASED ON IN LIEU OF TAXES (COL.10B)

TAXING DISTRICTS	(1) C.12 PL 1977 IN LIEU OF TAX	(2) NJ HOUSING FINANCE AGENCY	(3) URBAN RENEWAL	(4) OTHER	(5) TOTAL
01:ALEXANDRIA TWP	0	0	0	0	0
02:BETHLEHEM TWP	0	0	0	0	0
03:BLOOMSBURY BORO	0	0	0	0	0
04:CALIFON BORO	0	0	0	0	0
05:TOWN OF CLINTON	0	0	0	0	0
06:CLINTON TWP	0	0	0	0	0
07:DELAWARE TWP	0	0	0	0	0
08:EAST AMWELL TWP	0	0	0	0	0
09:FLEMINGTON BORO	0	0	0	0	0
10:FRANKLIN TWP	0	0	0	0	0
11:FRENCHTOWN BORO	0	0	0	0	0
12:GLEN GARDNER BORO	0	0	0	0	0
13:HAMPTON BORO	0	0	0	0	0
14:HIGH BRIDGE BORO	0	0	0	0	0
15:HOLLAND TWP	0	0	0	0	0
16:KINGWOOD TWP	0	0	0	0	0
17:LAMBERTVILLE CITY	0	0	0	0	0
18:LEBANON BORO	0	0	0	0	0
19:LEBANON TWP	0	0	0	0	0
20:MILFORD BORO	0	0	0	0	0
21:RARITAN TWP	0	0	0	0	0
22:READINGTON TWP	0	0	0	0	0
23:STOCKTON BORO	0	0	0	0	0
24:TEWKSBURY TWP	0	0	0	0	0
25:UNION TWP	0	0	0	0	0
26:WEST AMWELL TWP	0	0	0	0	0
HUNTERDON	0	0	0	0	0

2018 ABSTRACT OF RATABLES FOR THE COUNTY OF HUNTERDON

SPECIAL TAXING DISTRICTS

TAXING DISTRICT	SPECIAL TAXING DISTRICT	NUMBER OF RATABLES	RATABLE VALUE	BUDGET	SPECIAL DISTRICT RATE
08: EAST AMWELL TWP	FIRE DISTRICT: F01	2,097	675,255,560	243,485.00	.037
09: FLEMINGTON BORO	SPEC IMPROVEMENT: S01	182	142,757,200	238,920.00	.168
09: FLEMINGTON BORO	SPEC IMPROVEMENT: S02	49	77,700,000	123,080.00	.159
10: FRANKLIN TWP	FIRE DISTRICT: F01	1,620	542,800,876	338,750.00	.063
17: LAMBERTVILLE CITY	FIRE DISTRICT: F01	2,045	771,048,882	632,743.00	.083


2018 ABSTRACT OF RATABLES FOR THE COUNTY OF HUNTERDON

Total Amount of Miscellaneous Revenues (included Surplus Revenues Appropriated) for the Support of the County Budget	19,857,317.53
Rate per \$100 to be applied to Column 11 for apportionment of County Taxes31501961
Net County Taxes Apportioned (Column 12 A iii)	67,922,334.70
* Adjustments (Net Total (Column 12 A i))	23,319.86
* Net Overpayments are added to the Net Taxes Apportioned Net Underpayments are deducted from the Net Taxes Apportioned	
Rate per \$100 to be applied to Column 11 for apportionment of Library Taxes03093400
Rate per \$100 to be applied to Column 11 for apportionment of Health Taxes00000000
Rate per \$100 to be applied to Column 11 for apportionment of Open Space Taxes03008586
County Percentage Level of Taxable Value of Real Property is 100%	


HUNTERDON COUNTY BOARD OF TAXATION




 Edmund C. Watkinson, President



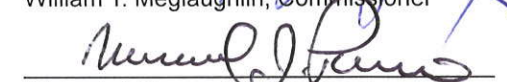
 Timothy J. Korzun, Vice President



 Anthony J. Danzo, Commissioner



 William T. Meglaughlin, Commissioner



 Michael J. Pierce, Commissioner

ATTEST: 

 Tony Porto, Tax Administrator

I hereby certify this to be a true copy of the Abstract of Ratables and Exemptions for the County of HUNTERDON,
 State of New Jersey for the year 2018 as filed with me by the HUNTERDON County Board of Taxation

2018 Hunterdon County Tax Rates

Municipality	County Tax	County Library Tax	County Open Space Tax	District School Tax	Regional School Tax	Municipal Purpose	Municipal Open Space	Municipal Library Tax	General Tax Rate	Special Taxing District Tax Rate*	
Alexandria Township	0.342	0.034	0.033	1.198	0.673	0.254	0.040	0.000	2.574		
Bethlehem Township	0.334	0.033	0.032	1.399	0.683	0.342	0.030	0.000	2.853		
Bloomsbury Borough	0.335	0.033	0.032	1.947	0.000	0.624	0.000	0.000	2.971		
Califon Borough	0.311	0.031	0.030	1.602	0.743	0.596	0.020	0.000	3.333		
Town of Clinton	0.328	0.033	0.032	1.372	0.579	0.817	0.000	0.000	3.161		
Clinton Township	0.334	0.033	0.032	1.190	0.655	0.357	0.020	0.000	2.621		
Delaware Township	0.345	0.034	0.034	1.072	0.590	0.415	0.060	0.000	2.550		
East Amwell Township	0.344	0.034	0.033	1.058	0.645	0.204	0.040	0.000	2.358	F01 .037	
Flemington Borough	0.316	0.000	0.031	1.309	0.444	0.928	0.000	0.033	3.061	B01 .168	B02 .159
Franklin Township	0.333	0.033	0.032	1.153	0.643	0.347	0.005	0.000	2.546	F01 .063	
Frenchtown Borough	0.367	0.037	0.036	1.347	0.649	0.885	0.020	0.000	3.341		
Glen Gardner Borough	0.359	0.036	0.034	1.567	0.556	0.644	0.000	0.000	3.196		
Hampton Borough	0.320	0.032	0.031	1.570	0.562	0.696	0.000	0.000	3.211		
High Bridge Borough	0.347	0.035	0.034	1.994	0.526	1.027	0.000	0.000	3.963		
Holland Township	0.337	0.034	0.032	1.440	0.601	0.190	0.000	0.000	2.634		
Kingwood Township	0.320	0.032	0.031	0.966	0.652	0.265	0.030	0.000	2.296		
Lambertville City	0.323	0.000	0.031	0.000	1.298	0.306	0.010	0.034	2.002	F01 .083	
Lebanon Borough	0.323	0.032	0.031	0.989	0.476	0.439	0.000	0.000	2.290		
Lebanon Township	0.388	0.039	0.038	1.354	0.774	0.347	0.010	0.000	2.950		
Milford Borough	0.340	0.000	0.033	1.670	1.008	0.705	0.000	0.034	3.790		
Raritan Township	0.324	0.032	0.031	1.188	0.600	0.303	0.010	0.000	2.488		
Readington Township	0.388	0.039	0.038	1.160	0.729	0.562	0.020	0.000	2.936		
Stockton Borough	0.308	0.031	0.030	0.000	1.257	0.452	0.000	0.000	2.078		
Tewksbury Township	0.380	0.038	0.037	0.978	0.651	0.412	0.050	0.000	2.546		
Union Township	0.369	0.037	0.036	1.315	0.679	0.282	0.020	0.000	2.738		
West Amwell Township	0.306	0.031	0.030	0.000	1.516	0.293	0.060	0.000	2.236		

*Fire Taxing District = F01

*Business Improvement District= B01,B02

2018 Line Item Breakdown

Municipality	Class 1	Class 2	Class 3A	Class 3B	Class 4A	Class 4B	Class 4C	Personal Property	Total Line Items
Alexandria Township	124	1,516	262	397	33	3	1	2	2,338
Bethlehem Township	135	1,269	125	210	27	7	-	1	1,774
Bloomsbury Borough	33	318	1	6	17	4	3	2	384
Califon Borough	51	383	5	19	29	1	2	1	491
Town of Clinton	39	866	1	4	115	-	10	1	1,036
Clinton Township	172	4,359	112	214	269	9	4	2	5,141
Delaware Township	108	1,374	442	666	36	10	2	2	2,640
East Amwell Township	150	1,246	236	394	63	-	6	2	2,097
Flemington Borough	35	852	-	-	227	2	11	2	1,129
Franklin Township	59	913	249	365	23	4	3	2	1,618
Frenchtown Borough	62	425	2	6	62	6	8	1	572
Glen Gardner Borough	48	709	8	13	15	1	4	2	800
Hampton Borough	49	453	7	18	20	2	2	2	553
High Bridge Borough	80	1,334	6	8	36	7	3	1	1,475
Holland Township	139	1,864	175	265	27	7	1	2	2,480
Kingwood Township	134	1,187	289	520	53	4	4	2	2,193
Lambertville City	192	1,613	2	11	179	8	39	2	2,046
Lebanon Borough	19	573	1	8	59	7	3	1	671
Lebanon Township	174	2,066	200	320	78	5	4	2	2,849
Milford Borough	61	417	4	10	41	3	1	1	538
Raritan Township	564	7,975	144	364	384	29	6	1	9,467
Readington Township	284	5,781	278	437	248	44	2	2	7,076
Stockton Borough	16	209	2	2	22	-	2	1	254
Tewksbury Township	143	1,949	347	548	42	2	-	1	3,032
Union Township	111	1,742	101	152	67	5	1	2	2,181
West Amwell Township	163	930	146	284	62	6	3	1	1,595
Total	3,145	42,323	3,145	5,241	2,234	176	125	41	56,430

<p>Class 1 Vacant Land</p> <p>Class 2 Residential</p> <p>Class 3A Farmhouse (Regular)</p> <p>Class 3B Qualified Farmland</p>	<p>Class 4A Commercial</p> <p>Class 4B Industrial</p> <p>Class 4C Apartment</p>
--	--

2018 Ratable Breakdown

Municipality	Class 1	Class 2	Class 3A	Class 3B	Class 4A	Class 4B	Class 4C	Personal Property	Total Valuation (Column 6)
Alexandria Twp.	\$ 6,531,200	\$ 578,309,600	\$ 106,986,600	\$ 4,268,903	\$ 18,783,800	\$ 836,200	\$ 228,100	\$ 169,385	\$ 716,113,788
Bethlehem Twp.	\$ 5,892,300	\$ 451,422,100	\$ 41,290,500	\$ 1,878,528	\$ 21,607,500	\$ 7,093,800	\$ -	\$ 94	\$ 529,184,822
Bloomsbury Boro.	\$ 441,400	\$ 68,062,100	\$ 331,300	\$ 141,200	\$ 17,613,000	\$ 2,490,300	\$ 1,243,100	\$ 95	\$ 90,322,495
Califon Boro.	\$ 1,227,500	\$ 125,941,000	\$ 1,836,100	\$ 24,368	\$ 15,297,700	\$ 404,900	\$ 382,100	\$ 100	\$ 145,113,768
Town of Clinton	\$ 4,752,700	\$ 278,608,000	\$ 119,750	\$ 49,800	\$ 72,392,800	\$ -	\$ 16,994,900	\$ -	\$ 372,917,950
Clinton Twp.	\$ 11,917,800	\$ 1,724,916,100	\$ 51,555,100	\$ 2,779,000	\$ 185,252,200	\$ 155,282,300	\$ 19,347,900	\$ -	\$ 2,151,050,400
Delaware Twp.	\$ 5,442,620	\$ 541,959,000	\$ 217,696,100	\$ 6,414,610	\$ 17,834,900	\$ 7,270,600	\$ 939,500	\$ -	\$ 797,557,330
East Amwell Twp.	\$ 8,851,500	\$ 453,517,900	\$ 117,668,200	\$ 4,970,585	\$ 87,088,800	\$ -	\$ 2,262,200	\$ 896,375	\$ 675,255,560
Flemington Boro.	\$ 3,309,600	\$ 226,032,500	\$ -	\$ -	\$ 173,638,400	\$ 1,833,500	\$ 49,100,600	\$ -	\$ 453,914,600
Franklin Twp.	\$ 2,684,100	\$ 385,884,700	\$ 108,837,900	\$ 4,556,876	\$ 36,367,400	\$ 2,028,900	\$ 1,037,400	\$ 1,403,600	\$ 542,800,876
Frenchtown Boro.	\$ 3,636,200	\$ 111,659,800	\$ 788,600	\$ 27,100	\$ 26,463,000	\$ 3,726,350	\$ 5,699,900	\$ 648,614	\$ 152,649,564
Glen Gardner Boro.	\$ 1,171,103	\$ 130,257,300	\$ 2,003,500	\$ 44,958	\$ 4,746,100	\$ 568,600	\$ 1,212,500	\$ -	\$ 140,004,061
Hampton Boro.	\$ 1,916,418	\$ 107,554,585	\$ 2,588,250	\$ 106,714	\$ 4,753,050	\$ 829,400	\$ 2,230,000	\$ -	\$ 119,978,417
High Bridge Boro.	\$ 1,148,300	\$ 302,871,800	\$ 2,083,300	\$ 10,200	\$ 12,330,300	\$ 9,769,200	\$ 1,067,900	\$ -	\$ 329,281,000
Holland Twp.	\$ 7,665,900	\$ 524,938,100	\$ 64,907,400	\$ 2,733,430	\$ 14,447,811	\$ 10,448,100	\$ 429,300	\$ 1,136,595	\$ 626,706,636
Kingwood Twp.	\$ 20,700,000	\$ 430,839,699	\$ 110,696,300	\$ 5,292,300	\$ 34,962,400	\$ 8,921,900	\$ 1,947,600	\$ 1,545,288	\$ 614,905,487
Lambertville City	\$ 4,837,683	\$ 608,592,100	\$ 1,495,800	\$ 2,206	\$ 119,991,100	\$ 11,409,700	\$ 24,720,293	\$ -	\$ 771,048,882
Lebanon Boro.	\$ 1,418,900	\$ 154,498,600	\$ 681,000	\$ 29,923	\$ 80,581,700	\$ 8,713,980	\$ 28,141,000	\$ -	\$ 274,065,103
Lebanon Twp.	\$ 8,719,400	\$ 622,250,100	\$ 71,759,400	\$ 2,259,506	\$ 37,264,300	\$ 3,213,500	\$ 1,912,400	\$ 65,914	\$ 747,444,520
Milford Boro.	\$ 2,131,100	\$ 94,617,171	\$ 1,418,800	\$ 21,900	\$ 12,377,670	\$ 1,992,000	\$ 2,900,000	\$ 178,706	\$ 115,637,347
Raritan Twp.	\$ 55,928,400	\$ 3,189,821,800	\$ 64,705,300	\$ 2,868,722	\$ 615,661,800	\$ 101,154,900	\$ 12,713,200	\$ -	\$ 4,042,854,122
Readington Twp.	\$ 23,944,836	\$ 2,076,043,900	\$ 121,786,200	\$ 5,022,757	\$ 323,400,000	\$ 53,912,800	\$ 1,096,400	\$ 257,705	\$ 2,605,464,598
Stockton Boro.	\$ 904,300	\$ 75,932,400	\$ 845,100	\$ 18,400	\$ 13,408,400	\$ -	\$ 1,018,600	\$ -	\$ 92,127,200
Tewksbury Twp.	\$ 8,161,900	\$ 1,063,201,100	\$ 232,607,910	\$ 3,506,555	\$ 47,659,500	\$ 2,522,000	\$ -	\$ -	\$ 1,357,658,965
Union Twp.	\$ 12,018,208	\$ 528,912,900	\$ 37,524,100	\$ 1,040,029	\$ 113,430,532	\$ 4,498,800	\$ 230,900	\$ -	\$ 697,655,469
West Amwell Twp.	\$ 8,831,100	\$ 373,972,800	\$ 81,483,400	\$ 2,305,100	\$ 34,197,309	\$ 14,878,600	\$ 1,317,300	\$ 607,654	\$ 517,593,263
Total	\$ 214,184,468	\$ 15,230,617,155	\$ 1,443,695,910	\$ 50,373,670	\$ 2,141,551,472	\$ 413,800,330	\$ 178,173,093	\$ 6,910,125	\$ 19,679,306,223

Class 1
Class 2
Class 3A
Class 3B

Vacant Land
Residential
Farmhouse (Regular)
Qualified Farmland

Class 4A
Class 4B
Class 4C

Commercial
Industrial
Apartment

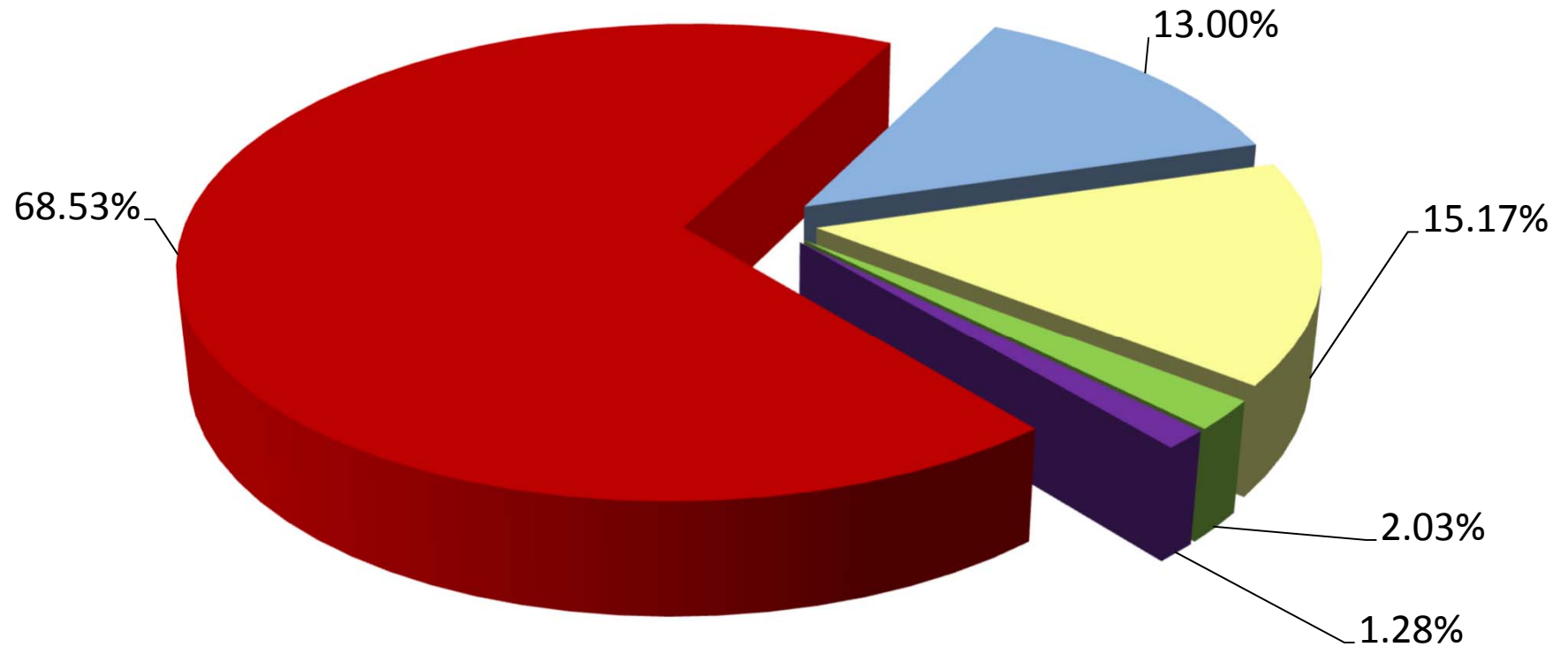
Hunterdon County Tax Collectors

01. Alexandria Township	Kris Boxwell	242 Little York-Mt. Pleasant Rd. Milford, NJ 08848	908-996-7071
02. Bethlehem Township	Alice Anne Pareti	405 Mine Rd., Asbury, NJ 08802	908-735-4107
03. Bloomsbury Borough	Jennifer Harrington	91 Brunswick Ave., Bloomsbury, NJ 08804	908-479-4200
04. Califon Borough	Amy Monahan	36 Academy Street, Califon, NJ 07830	908-832-7850
05. Town of Clinton	Kathy Olsen	43 Leigh Street, P.O. Box 5194, Clinton, NJ 08809	908-735-8616
06. Clinton Township	Patricia Centofanti	1225 Route 31 South, Lebanon, NJ 08833	908-735-5242
07. Delaware Township	Danene Gooding	P.O. Box 500, Sergeantsville, NJ 08557	609-397-3240
08. East Amwell Township	Mary Hyland	1070 Route 202, Ringoes, NJ 08551	908-782-5209
09. Flemington Borough	Rebecca Newman	38 Park Ave., Flemington, NJ 08822	908-782-8840
10. Franklin Township	Danielle Peacock	202 Sidney Rd., Pittstown, NJ 08867	908-735-5215
11. Frenchtown Borough	Diane Laudenbach	Boro. Hall, 29 Second St., Frenchtown, NJ 08825	908-996-4524
12. Glen Gardner Borough	Diane Laudenbach	P.O. Box 307, Glen Gardner, NJ 08826	908-537-0084
13. Hampton Borough	Diane Laudenbach	P.O. Box 418, Hampton, NJ 08827	908-537-2329
14. High Bridge Borough	Bonnie Fleming	97 West Main St., High Bridge, NJ 08829	908-638-6455
15. Holland Township	Kris Boxwell	61 Church St., Milford, NJ 08848	908-995-2047
16. Kingwood Township	Diane Laudenbach	P.O. Box 199, Baptistown, NJ 08803	908-996-4276
17. Lambertville City	Cynthia McBride	18 York St., Lambertville, NJ 08530	609-397-0801
18. Lebanon Borough	Danene Gooding	6 High St., Lebanon, NJ 08833	908-236-0620
19. Lebanon Township	Mary Hyland	530 West Hill Rd., Glen Gardner, NJ 08826	908-638-8523
20. Milford Borough	Eloise Hagaman	P.O. Box 507, Milford, NJ 08848	908-995-4323
21. Raritan Township	Sharon Brown	One Municipal Dr., Flemington, NJ 08822	908-806-8261
22. Readington Township	Michael Balogh	509 Route 523, White House Station, NJ 08889	908-534-9761
23. Stockton Borough	Donna Griffiths	P.O. Box M, Stockton, NJ 08559	609-397-0070
24. Tewksbury Township	Marie Kenia	169 Old Turnpike Rd., Califon, NJ 07830	908-439-0022
25. Union Township	Colleen Dolan	140 Perryville Rd., Hampton, NJ 08827	908-735-8027
26. West Amwell Township	Mary Hyland	150 Rocktown Rd., Lambertville, NJ 08530	609-397-2054

Hunterdon County Tax Assessors

01. Alexandria Township	Laura Whitaker	242 Little York-Mt. Pleasant, Milford, NJ 08848	908-996-7071
02. Bethlehem Township	Eloise Hagaman	405 Mine Rd., Asbury, NJ 08802	908-735-4107
03. Bloomsbury Borough	Eloise Hagaman	91 Brunswick Ave., Bloomsbury, NJ 08804	908-479-4200
04. Califon Borough	Eloise Hagaman	P.O. Box 368, Califon, NJ 07830	908-832-7850
05. Town of Clinton	Fran Kuczynski	P.O. Box 5194, Clinton, NJ 08809	908-735-8616
06. Clinton Township	Jeff Ward	1225 Route 31 South, Lebanon, NJ 08833	908-735-2053
07. Delaware Township	Michelle Trivigno	P.O. Box 500, Sergeantsville, NJ 08557	609-397-3240
08. East Amwell Township	Marianne Busher	1070 Route 202, Ringoes, NJ 08551	908-782-8536
09. Flemington Borough	Edward Kerwin	38 Park Ave., Flemington, NJ 08822	908-782-8840
10. Franklin Township	Jeff Ward	202 Sidney Rd., Pittstown, NJ 08867	908-735-5215
11. Frenchtown Borough	David Gill	Boro. Hall, 29 Second St., Frenchtown, NJ 08825	609-466-1878
12. Glen Gardner Borough	Michelle Trivigno	P.O. Box 307, Glen Gardner, NJ 08826	908-507-9737
13. Hampton Borough	Robert Vance	P.O. Box 418, Hampton, NJ 08827	908-537-2329
14. High Bridge Borough	Anna-Maria Obiedzinski	71 Main St., High Bridge, NJ 08829	908-638-6455
15. Holland Township	Michelle Trivigno	61 Church St., Milford, NJ 08848	908-995-4830
16. Kingwood Township	David Gill	P.O. Box 199, Baptistown, NJ 08803	609-466-1878
17. Lambertville City	Rick Carmosino	18 York St., Lambertville, NJ 08530	609-397-0801
18. Lebanon Borough	Jeff Burd	6 High St., Lebanon, NJ 08833	609-638-3151
19. Lebanon Township	Laura Whitaker	530 West Hill Rd., Glen Gardner, NJ 08826	908-638-8523
20. Milford Borough	David Gill	P.O. Box 507, Milford, NJ 08848	609-466-1878
21. Raritan Township	Marianne Busher	One Municipal Dr., Flemington, NJ 08822	908-806-6933
22. Readington Township	Laura Whitaker	509 Route 523, White House Station, NJ 08889	908-534-9715
23. Stockton Borough	Michelle Trivigno	P.O. Box M, Stockton, NJ 08559	609-397-0070
24. Tewksbury Township	Anna-Maria Obiedzinski	169 Old Turnpike Rd., Califon, NJ 07830	908-439-0022
25. Union Township	Michelle Trivigno	140 Perryville Rd., Hampton, NJ 08827	908-735-8027
26. West Amwell Township	David Gill	150 Rocktown Rd., Lambertville, NJ 08530	609-466-1878

Hunterdon County 2018 Tax Levy Breakdown



■ Schools

■ County

■ Municipal

■ Open Space

■ Libraries