

Hunterdon County Board of Taxation

2020 Abstract of Ratables



Tony Porto, Tax Administrator

Edmund C. Watkinson, President
Rina E. Richard, Vice President
Michael J. Pierce, Commissioner

2020 ABSTRACT OF RATABLES FOR THE COUNTY OF HUNTERDON

TAXING DISTRICTS	1		2	3	4	5	6
	TAXABLE VALUE		TAXABLE VALUE OF LAND AND IMPROVEMENTS (COL 1A+1B)	TOTAL TAXABLE VALUE OF PARTIAL EXEMPTIONS & ABATEMENTS (ASSESSED VAL.)	NET TAXABLE VALUE OF LAND & IMPROVEMENTS (COL 2-3)	TAXABLE VALUE COMMUNICATION EQUIPMENT	NET TAXABLE VALUE (COL 4+5)
	(A) LAND	(B) IMPROVEMENTS (INCLUDES PARTIAL EXEMPTIONS & ABATEMENTS)					
01:ALEXANDRIA TWP	260,725,200	458,366,100	719,091,300	0	719,091,300	169,228	719,260,528
02:BETHLEHEM TWP	174,342,999	352,692,200	527,035,199	0	527,035,199	94	527,035,293
03:BLOOMSBURY BORO	23,515,600	66,199,000	89,714,600	0	89,714,600	95	89,714,695
04:CALIFON BORO	56,892,608	89,692,400	146,585,008	0	146,585,008	100	146,585,108
05:TOWN OF CLINTON	125,241,550	267,115,500	392,357,050	0	392,357,050	0	392,357,050
06:CLINTON TWP	645,735,000	1,504,349,000	2,150,084,000	174,600	2,149,909,400	0	2,149,909,400
07:DELAWARE TWP	327,092,030	476,584,400	803,676,430	0	803,676,430	0	803,676,430
08:EAST AMWELL TWP	280,976,585	389,935,300	670,911,885	0	670,911,885	869,008	671,780,893
09:FLEMINGTON BORO	175,351,800	286,603,000	461,954,800	0	461,954,800	0	461,954,800
10:FRANKLIN TWP	225,007,100	319,108,700	544,115,800	0	544,115,800	1,403,600	545,519,400
11:FRENCHTOWN BORO	64,800,900	82,509,150	147,310,050	0	147,310,050	0	147,310,050
12:GLEN GARDNER BORO	39,687,763	100,314,600	140,002,363	0	140,002,363	0	140,002,363
13:HAMPTON BORO	39,017,582	81,762,835	120,780,417	0	120,780,417	0	120,780,417
14:HIGH BRIDGE BORO	126,356,800	207,034,400	333,391,200	93,700	333,297,500	0	333,297,500
15:HOLLAND TWP	192,467,830	435,506,711	627,974,541	0	627,974,541	1,127,501	629,102,042
16:KINGWOOD TWP	258,855,795	359,820,200	618,675,995	0	618,675,995	0	618,675,995
17:LAMBERTVILLE CITY	418,910,599	376,427,393	795,337,992	0	795,337,992	0	795,337,992
18:LEBANON BORO	87,923,803	191,032,700	278,956,503	117,200	278,839,303	0	278,839,303
19:LEBANON TWP	293,174,800	641,274,600	934,449,400	0	934,449,400	94,882	934,544,282
20:MILFORD BORO	45,841,300	70,547,141	116,388,441	0	116,388,441	183,074	116,571,515
21:RARITAN TWP	1,760,895,100	2,379,196,300	4,140,091,400	304,900	4,139,786,500	0	4,139,786,500
22:READINGTON TWP	966,176,800	1,662,674,300	2,628,851,100	58,200	2,628,792,900	477,438	2,629,270,338
23:STOCKTON BORO	53,166,000	38,321,500	91,487,500	0	91,487,500	0	91,487,500
24:TEWKSBURY TWP	470,517,000	1,107,425,900	1,577,942,900	0	1,577,942,900	0	1,577,942,900
25:UNION TWP	204,239,550	493,266,082	697,505,632	0	697,505,632	0	697,505,632
26:WEST AMWELL TWP	172,674,000	372,184,309	544,858,309	0	544,858,309	616,155	545,474,464
HUNTERDON	7,489,586,094	12,809,943,721	20,299,529,815	748,600	20,298,781,215	4,941,175	20,303,722,390

2020 ABSTRACT OF RATABLES FOR THE COUNTY OF HUNTERDON

TAXING DISTRICTS	7	8	9		10		11
	GENERAL TAX RATE PER \$100	COUNTY EQUALI- ZATION RATIO	TRUE VALUE		EQUALIZATION		NET VALUATION FOR COUNTY TAX APPORTIONMENT (COL 6-9A+9B -10A+10B)
			(A) UEZ ABATEMENT EXPIRED	(B) CLASS II RAILROADS	(A) AMOUNTS DEDUCTED	(B) AMOUNTS ADDED	
01:ALEXANDRIA TWP	2.667	91.28%	0	0		70,590,177	789,850,705
02:BETHLEHEM TWP	2.995	92.91%	0	0		41,342,008	568,377,301
03:BLOOMSBURY BORO	3.134	92.98%	0	0		7,261,178	96,975,873
04:CALIFON BORO	3.505	96.93%	0	0		5,040,074	151,625,182
05:TOWN OF CLINTON	3.233	94.92%	0	0		22,379,448	414,736,498
06:CLINTON TWP	2.695	93.58%	0	0		151,471,524	2,301,380,924
07:DELAWARE TWP	2.583	91.66%	0	0		76,192,819	879,869,249
08:EAST AMWELL TWP	2.499	87.94%	0	0		94,742,569	766,523,462
09:FLEMINGTON BORO	3.178	99.70%	0	0		6,558,089	468,512,889
10:FRANKLIN TWP	2.666	96.56%	0	0		21,531,205	567,050,605
11:FRENCHTOWN BORO	3.579	87.62%	0	0		22,304,648	169,614,698
12:GLEN GARDNER BORO	3.434	82.37%	0	0		30,184,832	170,187,195
13:HAMPTON BORO	3.840	95.86%	0	0		5,446,418	126,226,835
14:HIGH BRIDGE BORO	4.100	94.69%	0	0		23,311,751	356,609,251
15:HOLLAND TWP	2.865	90.79%	0	0		65,737,396	694,839,438
16:KINGWOOD TWP	2.355	98.79%	0	0		9,896,546	628,572,541
17:LAMBERTVILLE CITY	2.072	98.20%	0	0		18,348,000	813,685,992
18:LEBANON BORO	2.500	98.59%	0	0		4,483,174	283,322,477
19:LEBANON TWP	2.381	100.65%	0	0	4,028,567		930,515,715
20:MILFORD BORO	3.524	94.88%	0	0		11,830,361	128,401,876
21:RARITAN TWP	2.571	96.50%	0	0		178,696,459	4,318,482,959
22:READINGTON TWP	3.041	80.68%	0	0		633,995,135	3,263,265,473
23:STOCKTON BORO	2.076	100.28%	0	0		13,907	91,501,407
24:TEWKSBURY TWP	2.218	97.07%	0	0		51,664,436	1,629,607,336
25:UNION TWP	2.932	81.66%	0	0		158,780,520	856,286,152
26:WEST AMWELL TWP	2.270	105.83%	0	0	28,694,313		516,780,151
HUNTERDON		%	0	0	32,722,880	1,711,802,674	21,982,802,184

2020 ABSTRACT OF RATABLES FOR THE COUNTY OF HUNTERDON

SECTION 12 - A

TAXING DISTRICT	(i)	(ii)				(iii)	(iv)	(v)
	TOTAL COUNTY TAXES APPORTIONED	ADJUSTMENTS RESULTING FROM:				NET COUNTY TAXES APPORTIONED	MUNICIPAL BUDGET STATE AID	NET COUNTY TAXES APPORTIONED LESS STATE AID (COL. 12 AIII-12AIV-COUNTY BPP ADJUSTMENT)
		(A)		(B)				
		EQUAL TABLE APPEALS		APPEALS & CORRECTIONS				
DEDUCT OVERPAY	ADD UNDERPAY	DEDUCT OVERPAY	ADD UNDERPAY					
01:ALEXANDRIA TWP	2,488,184.61	.00	.00	1,888.56	.00	2,486,296.05	.00	2,486,296.05
02:BETHLEHEM TWP	1,790,499.96	.00	.00	2,411.33	.00	1,788,088.63	.00	1,788,088.63
03:BLOOMSBURY BORO	305,493.02	.00	.00	.00	.00	305,493.02	.00	305,493.02
04:CALIFON BORO	477,649.06	.00	.00	1,130.86	.00	476,518.20	.00	476,518.20
05:TOWN OF CLINTON	1,306,501.30	.00	.00	1,240.17	.00	1,305,261.13	.00	1,305,261.13
06:CLINTON TWP	7,249,801.21	.00	.00	21,444.12	.00	7,228,357.09	.00	7,228,357.09
07:DELAWARE TWP	2,771,760.68	.00	.00	1,130.84	.00	2,770,629.84	.00	2,770,629.84
08:EAST AMWELL TWP	2,414,699.22	.00	.00	1,246.93	.00	2,413,452.29	.00	2,413,452.29
09:FLEMINGTON BORO	1,475,907.48	.00	.00	14,283.91	.00	1,461,623.57	.00	1,461,623.57
10:FRANKLIN TWP	1,786,320.60	.00	.00	.00	.00	1,786,320.60	.00	1,786,320.60
11:FRENCHTOWN BORO	534,319.56	.00	.00	1,402.64	.00	532,916.92	.00	532,916.92
12:GLEN GARDNER BORO	536,123.04	.00	.00	.00	.00	536,123.04	.00	536,123.04
13:HAMPTON BORO	397,639.28	.00	.00	.00	.00	397,639.28	.00	397,639.28
14:HIGH BRIDGE BORO	1,123,389.07	.00	.00	548.90	.00	1,122,840.17	.00	1,122,840.17
15:HOLLAND TWP	2,188,880.49	.00	.00	543.78	.00	2,188,336.71	.00	2,188,336.71
16:KINGWOOD TWP	1,980,126.77	.00	.00	4,308.26	.00	1,975,818.51	.00	1,975,818.51
17:LAMBERTVILLE CITY	2,563,270.44	.00	.00	176.96	.00	2,563,093.48	.00	2,563,093.48
18:LEBANON BORO	892,521.36	.00	.00	.00	1,104.66	893,626.02	.00	893,626.02
19:LEBANON TWP	2,931,306.98	.00	.00	817.48	.00	2,930,489.50	.00	2,930,489.50
20:MILFORD BORO	404,491.09	.00	.00	422.82	.00	404,068.27	.00	404,068.27
21:RARITAN TWP	13,604,068.18	.00	.00	.00	12,492.35	13,616,560.53	.00	13,616,560.53
22:READINGTON TWP	10,279,926.17	.00	.00	1,685.98	.00	10,278,240.19	.00	10,278,240.19
23:STOCKTON BORO	288,247.38	.00	.00	123.60	.00	288,123.78	.00	288,123.78
24:TEWKSBURY TWP	5,133,582.67	.00	.00	10,647.64	.00	5,122,935.03	.00	5,122,935.03
25:UNION TWP	2,697,469.30	.00	.00	11,340.42	.00	2,686,128.88	.00	2,686,128.88
26:WEST AMWELL TWP	1,627,958.79	.00	.00	1,386.17	.00	1,626,572.62	.00	1,626,572.62
HUNTERDON	69,250,137.71	.00	.00	78,181.37	13,597.01	69,185,553.35	.00	69,185,553.35

2020 ABSTRACT OF RATABLES FOR THE COUNTY OF HUNTERDON

TAXING DISTRICTS	SECTION 12 - B			SECTION 12 - C		
	(A)	(B)	(C)	LOCAL TAXES TO BE RAISED FOR:		
	COUNTY LIBRARY TAXES APPORTIONED	COUNTY HEALTH SERVICE TAXES APPORTIONED	COUNTY OPEN SPACE TAXES APPORTIONED	(i) DISTRICT SCHOOL PURPOSES		
				(A) DISTRICT SCHOOL (adjusted for BPP)	(B) REG., CONSOL. & JOINT SCHOOL (adjusted for BPP)	(C) LOCAL SCHOOL (adjusted for BPP)
01:ALEXANDRIA TWP	244,145.22	.00	237,451.68	8,928,701.00	5,074,503.00	.00
02:BETHLEHEM TWP	175,584.30	.00	170,770.86	7,825,819.00	3,687,391.00	.00
03:BLOOMSBURY BORO	29,998.52	.00	29,176.03	1,860,984.00	.00	.00
04:CALIFON BORO	46,791.35	.00	45,508.87	2,434,520.00	1,177,608.00	.00
05:TOWN OF CLINTON	128,169.82	.00	124,656.05	5,390,089.00	2,392,166.00	.00
06:CLINTON TWP	709,737.45	.00	690,284.32	26,346,984.00	13,608,833.00	.00
07:DELAWARE TWP	272,068.99	.00	264,606.47	8,749,918.00	4,798,151.00	.00
08:EAST AMWELL TWP	236,993.09	.00	230,495.43	7,546,079.00	4,723,053.00	.00
09:FLEMINGTON BORO	.00	.00	139,555.93	6,024,563.00	2,368,247.00	.00
10:FRANKLIN TWP	175,411.43	.00	170,602.05	6,563,529.00	3,643,189.00	.00
11:FRENCHTOWN BORO	52,330.71	.00	50,892.14	2,240,413.00	1,003,960.00	.00
12:GLEN GARDNER BORO	52,645.71	.00	51,202.28	2,226,287.00	1,010,921.00	.00
13:HAMPTON BORO	39,047.01	.00	37,976.43	2,561,195.00	711,951.00	.00
14:HIGH BRIDGE BORO	110,258.77	.00	107,235.74	7,020,901.00	1,817,301.00	.00
15:HOLLAND TWP	214,887.57	.00	208,995.95	9,669,135.00	4,547,435.00	.00
16:KINGWOOD TWP	194,018.64	.00	188,701.14	6,170,474.00	3,929,075.00	.00
17:LAMBERTVILLE CITY	.00	.00	244,787.07	.00	10,453,049.00	.00
18:LEBANON BORO	87,749.57	.00	85,346.59	2,885,521.00	1,704,654.00	.00
19:LEBANON TWP	287,765.25	.00	279,875.30	10,533,540.00	5,426,794.00	.00
20:MILFORD BORO	.00	.00	38,590.71	1,988,421.00	789,454.00	.00
21:RARITAN TWP	1,337,133.87	.00	1,300,467.85	51,124,471.00	26,026,680.00	.00
22:READINGTON TWP	1,009,296.93	.00	981,619.87	31,947,239.00	19,419,844.00	.00
23:STOCKTON BORO	28,292.65	.00	27,516.99	.00	1,129,373.00	.00
24:TEWKSBURY TWP	503,052.87	.00	489,259.14	13,278,127.00	8,851,210.00	.00
25:UNION TWP	263,754.46	.00	256,522.35	9,493,910.00	5,448,453.00	.00
26:WEST AMWELL TWP	159,726.61	.00	155,343.60	.00	8,385,000.00	.00
HUNTERDON	6,358,860.79	.00	6,607,440.84	232,810,820.00	142,128,295.00	.00

2020 ABSTRACT OF RATABLES FOR THE COUNTY OF HUNTERDON

TAXING DISTRICTS	SECTION 12 - C			SECTION 12 - D
	LOCAL TAXES TO BE RAISED FOR:			
	(ii) LOCAL MUNICIPAL PURPOSES			
	(A) MUNICIPAL BUDGET (adjusted for BPP)	(B) MUNICIPAL OPEN SPACE BUDGET	(C) MUNICIPAL LIBRARY BUDGET	TOTAL LEVY ON WHICH TAX RATE IS COMPUTED
01:ALEXANDRIA TWP	2,067,484.30	143,818.26	.00	19,182,399.51
02:BETHLEHEM TWP	1,978,015.71	158,144.37	.00	15,783,813.87
03:BLOOMSBURY BORO	585,706.82	.00	.00	2,811,358.39
04:CALIFON BORO	927,405.55	29,317.00	.00	5,137,668.97
05:TOWN OF CLINTON	3,342,852.00	.00	.00	12,683,194.00
06:CLINTON TWP	8,911,542.67	429,981.82	.00	57,925,720.35
07:DELAWARE TWP	3,417,415.00	482,450.00	.00	20,755,239.30
08:EAST AMWELL TWP	1,363,155.00	268,000.00	.00	16,781,227.81
09:FLEMINGTON BORO	4,529,929.00	.00	154,416.00	14,678,334.50
10:FRANKLIN TWP	2,177,105.00	27,275.97	.00	14,543,433.05
11:FRENCHTOWN BORO	1,361,793.00	29,462.00	.00	5,271,767.77
12:GLEN GARDNER BORO	930,450.00	.00	.00	4,807,629.03
13:HAMPTON BORO	889,541.00	.00	.00	4,637,349.72
14:HIGH BRIDGE BORO	3,484,068.46	.00	.00	13,662,605.14
15:HOLLAND TWP	1,193,600.00	.00	.00	18,022,390.23
16:KINGWOOD TWP	1,919,900.00	185,800.00	.00	14,563,787.29
17:LAMBERTVILLE CITY	2,863,982.00	79,533.80	269,248.03	16,473,693.38
18:LEBANON BORO	1,313,000.00	.00	.00	6,969,897.18
19:LEBANON TWP	2,696,362.14	93,445.00	.00	22,248,271.19
20:MILFORD BORO	845,932.35	.00	40,736.65	4,107,202.98
21:RARITAN TWP	12,683,529.41	331,239.82	.00	106,420,082.48
22:READINGTON TWP	15,772,780.00	525,759.00	.00	79,934,778.99
23:STOCKTON BORO	416,268.12	9,150.00	.00	1,898,724.54
24:TEWKSBURY TWP	5,957,738.36	788,971.00	.00	34,991,293.40
25:UNION TWP	2,160,954.85	139,500.05	.00	20,449,223.59
26:WEST AMWELL TWP	1,724,827.00	326,218.00	.00	12,377,687.83
HUNTERDON	85,515,337.74	4,048,066.09	464,400.68	547,118,774.49

2020 ABSTRACT OF RATABLES FOR THE COUNTY OF HUNTERDON

TAXING DISTRICTS	SECTION 13						
	REAL PROPERTY EXEMPT FROM TAXATION						
	(A) PUBLIC SCHOOL	(B) OTHER SCHOOL	(C) PUBLIC PROPERTY	(D) CHURCH AND CHARITABLE	(E) CEMETERIES AND GRAVEYARDS	(F) OTHER EXEMPTS	(G) TOTAL AMOUNT OF EXEMPTS (13A+B+C+D+E+F)
01:ALEXANDRIA TWP	45,297,500	0	12,132,400	5,326,500	286,200	3,915,300	66,957,900
02:BETHLEHEM TWP	4,233,197	0	21,170,229	2,151,100	213,300	4,496,800	32,264,626
03:BLOOMSBURY BORO	2,823,500	0	2,235,800	2,623,400	0	1,840,200	9,522,900
04:CALIFON BORO	3,021,600	0	1,503,100	3,949,900	290,800	3,562,100	12,327,500
05:TOWN OF CLINTON	3,197,600	0	11,415,700	3,742,000	836,800	6,000,500	25,192,600
06:CLINTON TWP	70,314,122	0	197,778,396	22,663,985	703,900	26,266,500	317,726,903
07:DELAWARE TWP	3,932,900	0	18,216,000	4,465,000	1,163,100	12,212,400	39,989,400
08:EAST AMWELL TWP	6,217,972	0	18,189,112	4,508,000	1,000,200	13,639,600	43,554,884
09:FLEMINGTON BORO	5,622,000	0	34,232,300	14,782,400	1,695,400	9,128,000	65,460,100
10:FRANKLIN TWP	4,289,700	0	14,256,600	10,811,200	450,300	6,247,600	36,055,400
11:FRENCHTOWN BORO	2,832,500	0	5,831,500	2,217,200	360,400	1,943,400	13,185,000
12:GLEN GARDNER BORO	0	0	2,502,542	554,200	124,500	2,484,003	5,665,245
13:HAMPTON BORO	3,071,800	0	2,208,300	1,794,800	328,300	3,740,100	11,143,300
14:HIGH BRIDGE BORO	5,681,938	0	16,054,934	3,651,843	0	3,913,737	29,302,452
15:HOLLAND TWP	13,631,000	0	13,177,900	5,110,500	0	5,092,600	37,012,000
16:KINGWOOD TWP	3,978,650	0	13,440,300	5,564,400	333,900	15,763,200	39,080,450
17:LAMBERTVILLE CITY	2,349,400	2,130,200	14,676,400	17,931,750	937,300	20,985,200	59,010,250
18:LEBANON BORO	3,975,150	0	6,924,200	4,260,517	605,900	1,378,900	17,144,667
19:LEBANON TWP	48,472,700	3,776,200	58,863,342	19,619,700	271,500	12,333,900	143,337,342
20:MILFORD BORO	883,800	0	9,381,400	3,554,500	344,100	1,504,500	15,668,300
21:RARITAN TWP	111,505,654	0	100,931,285	90,331,263	550,600	51,101,810	354,420,612
22:READINGTON TWP	22,054,805	0	56,713,835	14,610,625	1,588,200	21,105,900	116,073,365
23:STOCKTON BORO	479,800	0	7,791,900	1,792,800	13,000	1,999,200	12,076,700
24:TEWKSBURY TWP	27,223,400	0	28,200,900	8,632,800	876,600	15,068,300	80,002,000
25:UNION TWP	17,902,000	0	204,004,600	4,295,900	144,500	4,539,400	230,886,400
26:WEST AMWELL TWP	9,821,900	0	19,561,000	2,016,100	144,900	4,768,100	36,312,000
HUNTERDON	422,814,588	5,906,400	891,393,975	260,962,383	13,263,700	255,031,250	1,849,372,296

2020 ABSTRACT OF RATABLES FOR THE COUNTY OF HUNTERDON

TAXING DISTRICTS	SECTION 14				SECTION 15	
	AMOUNT OF MISCELLANEOUS REVENUES TO SUPPORT LOCAL BUDGET				DEDUCTIONS ALLOWED	
	(A)	(B)	(C)	(D)	(A)	(B)
	SURPLUS REVENUE	MISCELLANEOUS REVENUES ANTICIPATED	RECEIPTS FROM DELINQUENT TAX	TOTAL OF MISCELLANEOUS REVENUES (COL. 14A+B+C)	SENIOR CITIZEN, DISABLED AND SURVIVING SPOUSE	VETERANS AND WIDOWS
01:ALEXANDRIA TWP	577,563.00	950,709.48	164,000.00	1,692,272.48	2,250.00	25,500.00
02:BETHLEHEM TWP	1,300,000.00	520,312.90	230,000.00	2,050,312.90	1,500.00	26,750.00
03:BLOOMSBURY BORO	285,500.00	246,066.96	45,000.00	576,566.96	250.00	5,500.00
04:CALIFON BORO	115,000.00	187,651.00	37,500.00	340,151.00	750.00	4,250.00
05:TOWN OF CLINTON	500,000.00	1,039,276.23	100,000.00	1,639,276.23	1,000.00	10,750.00
06:CLINTON TWP	690,000.00	3,380,237.74	400,000.00	4,470,237.74	2,750.00	61,750.00
07:DELAWARE TWP	407,000.00	732,712.27	290,613.00	1,430,325.27	2,750.00	32,250.00
08:EAST AMWELL TWP	500,000.00	966,845.00	225,000.00	1,691,845.00	2,750.00	30,000.00
09:FLEMINGTON BORO	380,000.00	920,368.00	247,000.00	1,547,368.00	2,250.00	8,250.00
10:FRANKLIN TWP	450,000.00	852,915.89	195,000.00	1,497,915.89	1,250.00	16,000.00
11:FRENCHTOWN BORO	275,000.00	432,527.50	105,000.00	812,527.50	500.00	6,000.00
12:GLEN GARDNER BORO	183,000.00	232,172.14	46,623.65	461,795.79	1,000.00	5,250.00
13:HAMPTON BORO	153,000.00	126,300.44	95,000.00	374,300.44	500.00	6,500.00
14:HIGH BRIDGE BORO	900,000.00	1,544,049.59	163,900.00	2,607,949.59	3,000.00	16,250.00
15:HOLLAND TWP	800,000.00	3,401,400.00	210,000.00	4,411,400.00	8,750.00	46,750.00
16:KINGWOOD TWP	493,912.00	593,897.12	355,966.05	1,443,775.17	3,750.00	20,500.00
17:LAMBERTVILLE CITY	400,000.00	2,516,335.85	153,750.00	3,070,085.85	4,250.00	19,500.00
18:LEBANON BORO	411,000.00	310,068.84	153,798.42	874,867.26	2,000.00	7,500.00
19:LEBANON TWP	750,000.00	3,245,550.00	260,000.00	4,255,550.00	3,750.00	33,500.00
20:MILFORD BORO	159,500.00	427,324.94	75,000.00	661,824.94	2,000.00	7,000.00
21:RARITAN TWP	1,762,050.00	5,250,117.01	554,075.00	7,566,242.01	14,250.00	101,750.00
22:READINGTON TWP	1,897,850.00	3,172,075.00	665,000.00	5,734,925.00	8,250.00	100,250.00
23:STOCKTON BORO	165,000.00	126,343.08	25,000.00	316,343.08	.00	4,250.00
24:TEWKSBURY TWP	1,900,000.00	1,930,261.64	335,000.00	4,165,261.64	1,750.00	26,750.00
25:UNION TWP	515,000.00	870,459.95	100,000.00	1,485,459.95	2,500.00	20,250.00
26:WEST AMWELL TWP	95,059.00	1,949,791.00	230,000.00	2,274,850.00	1,750.00	22,583.00
HUNTERDON	16,065,434.00	35,925,769.57	5,462,226.12	57,453,429.69	75,500.00	665,583.00

2020 ABSTRACT OF RATABLES FOR THE COUNTY OF HUNTERDON

ADDENDUM TO ABSTRACT OF RATABLES -- ASSESSED VALUE OF PARTIAL EXEMPTIONS & ABATEMENTS (COLUMN 3)

TAXING DISTRICTS	(1) POLLUTION CONTROL	(2) FIRE SUPPRESSION	(3) FALLOUT SHELTER	(4) WATER- SEWER FACILITY	(5) RENEWABLE ENERGY	(6) UEZ ABATEMENT	(7) HOME IMPROVEMENT	(8) MULTI- FAMILY DWELLING	(9) CLASS 4 ABATEMENT
01:ALEXANDRIA TWP	0	0	0	0	0	0	0	0	0
02:BETHLEHEM TWP	0	0	0	0	0	0	0	0	0
03:BLOOMSBURY BORO	0	0	0	0	0	0	0	0	0
04:CALIFON BORO	0	0	0	0	0	0	0	0	0
05:TOWN OF CLINTON	0	0	0	0	0	0	0	0	0
06:CLINTON TWP	0	174,600	0	0	0	0	0	0	0
07:DELAWARE TWP	0	0	0	0	0	0	0	0	0
08:EAST AMWELL TWP	0	0	0	0	0	0	0	0	0
09:FLEMINGTON BORO	0	0	0	0	0	0	0	0	0
10:FRANKLIN TWP	0	0	0	0	0	0	0	0	0
11:FRENCHTOWN BORO	0	0	0	0	0	0	0	0	0
12:GLEN GARDNER BORO	0	0	0	0	0	0	0	0	0
13:HAMPTON BORO	0	0	0	0	0	0	0	0	0
14:HIGH BRIDGE BORO	0	0	0	0	0	0	0	0	0
15:HOLLAND TWP	0	0	0	0	0	0	0	0	0
16:KINGWOOD TWP	0	0	0	0	0	0	0	0	0
17:LAMBERTVILLE CITY	0	0	0	0	0	0	0	0	0
18:LEBANON BORO	0	117,200	0	0	0	0	0	0	0
19:LEBANON TWP	0	0	0	0	0	0	0	0	0
20:MILFORD BORO	0	0	0	0	0	0	0	0	0
21:RARITAN TWP	0	304,900	0	0	0	0	0	0	0
22:READINGTON TWP	0	58,200	0	0	0	0	0	0	0
23:STOCKTON BORO	0	0	0	0	0	0	0	0	0
24:TEWKSBURY TWP	0	0	0	0	0	0	0	0	0
25:UNION TWP	0	0	0	0	0	0	0	0	0
26:WEST AMWELL TWP	0	0	0	0	0	0	0	0	0
HUNTERDON	0	654,900	0	0	0	0	0	0	0

2020 ABSTRACT OF RATABLES FOR THE COUNTY OF HUNTERDON

ADDENDUM -- EQUALIZED VALUE BASED ON IN LIEU OF TAXES (COL. 10B)

TAXING DISTRICTS	(1) C.12 PL 1977 IN LIEU OF TAX	(2) NJ HOUSING FINANCE AGENCY	(3) URBAN RENEWAL	(4) OTHER	(5) TOTAL
01:ALEXANDRIA TWP	0	0	0	0	0
02:BETHLEHEM TWP	0	0	0	0	0
03:BLOOMSBURY BORO	0	0	0	0	0
04:CALIFON BORO	0	0	0	0	0
05:TOWN OF CLINTON	0	0	0	0	0
06:CLINTON TWP	0	0	0	0	0
07:DELAWARE TWP	0	0	0	0	0
08:EAST AMWELL TWP	0	0	0	0	0
09:FLEMINGTON BORO	0	0	0	0	0
10:FRANKLIN TWP	0	0	0	0	0
11:FRENCHTOWN BORO	0	0	0	0	0
12:GLEN GARDNER BORO	0	0	0	0	0
13:HAMPTON BORO	0	0	0	0	0
14:HIGH BRIDGE BORO	0	0	0	0	0
15:HOLLAND TWP	0	0	0	0	0
16:KINGWOOD TWP	0	0	0	0	0
17:LAMBERTVILLE CITY	0	0	0	0	0
18:LEBANON BORO	0	0	0	0	0
19:LEBANON TWP	0	0	0	0	0
20:MILFORD BORO	0	0	0	0	0
21:RARITAN TWP	0	0	0	0	0
22:READINGTON TWP	0	0	0	0	0
23:STOCKTON BORO	0	0	0	0	0
24:TEWKSBURY TWP	0	0	0	0	0
25:UNION TWP	0	0	0	0	0
26:WEST AMWELL TWP	0	0	0	0	0
HUNTERDON	0	0	0	0	0

2020 ABSTRACT OF RATABLES FOR THE COUNTY OF HUNTERDON


SPECIAL TAXING DISTRICTS


TAXING DISTRICT	SPECIAL TAXING DISTRICT	NUMBER OF RATABLES	RATABLE VALUE	BUDGET	SPECIAL DISTRICT RATE
08: EAST AMWELL TWP	FIRE DISTRICT: F01	2,094	671,780,893	254,229.00	.038
09: FLEMINGTON BORO	SPEC IMPROVEMENT: S01	181	148,417,600	238,920.00	.161
09: FLEMINGTON BORO	SPEC IMPROVEMENT: S02	49	73,884,700	123,080.00	.167
10: FRANKLIN TWP	FIRE DISTRICT: F01	1,623	545,519,400	377,000.00	.070
17: LAMBERTVILLE CITY	FIRE DISTRICT: F01	2,047	795,337,992	1,184,569.00	.149

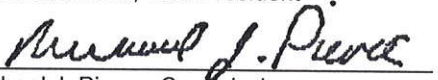
2020 ABSTRACT OF RATABLES FOR THE COUNTY OF HUNTERDON

Total Amount of Miscellaneous Revenues (included Surplus Revenues Appropriated) for the Support of the County Budget	20,162,666.65
Rate per \$100 to be applied to Column 11 for apportionment of County Taxes	.31501961
Net County Taxes Apportioned (Column 12 A iii)	69,185,553.35
* Adjustments (Net Total (Column 12 A i))	64,584.36
* Net Overpayments are added to the Net Taxes Apportioned Net Underpayments are deducted from the Net Taxes Apportioned	
Rate per \$100 to be applied to Column 11 for apportionment of Library Taxes	.03093400
Rate per \$100 to be applied to Column 11 for apportionment of Health Taxes	.00000000
Rate per \$100 to be applied to Column 11 for apportionment of Open Space Taxes	.03008586
County Percentage Level of Taxable Value of Real Property is 100%	

HUNTERDON COUNTY BOARD OF TAXATION


Edmund C. Watkinson, President


Rina E. Richard, Vice President


Michael J. Pierce, Commissioner

ATTEST: 
Tony Porto, Tax Administrator

I hereby certify this to be a true copy of the Abstract of Ratables and Exemptions for the County of HUNTERDON,
State of New Jersey for the year 2020 as filed with me by the HUNTERDON County Board of Taxation

2020 Hunterdon County Tax Rates

Municipality	County Tax	County Library Tax	County Open Space Tax	District School Tax	Regional School Tax	Municipal Purpose	Municipal Open Space	Municipal Library Tax	General Tax Rate	Special Taxing District Tax Rate*	
Alexandria Township	0.345	0.034	0.034	1.242	0.705	0.287	0.020	0.000	2.667		
Bethlehem Township	0.339	0.033	0.033	1.485	0.700	0.375	0.030	0.000	2.995		
Bloomsbury Borough	0.340	0.034	0.033	2.074	0.000	0.653	0.000	0.000	3.134		
Califon Borough	0.325	0.032	0.031	1.661	0.803	0.633	0.020	0.000	3.505		
Town of Clinton	0.332	0.033	0.032	1.374	0.610	0.852	0.000	0.000	3.233		
Clinton Township	0.336	0.033	0.033	1.226	0.633	0.414	0.020	0.000	2.695		
Delaware Township	0.345	0.034	0.033	1.089	0.597	0.425	0.060	0.000	2.583		
East Amwell Township	0.359	0.036	0.035	1.124	0.703	0.203	0.039	0.000	2.499	F01 .038	
Flemington Borough	0.316	0.000	0.031	1.305	0.513	0.980	0.000	0.033	3.178	B01 .161	B02 .167
Franklin Township	0.327	0.033	0.031	1.203	0.668	0.399	0.005	0.000	2.666	F01 .070	
Frenchtown Borough	0.361	0.036	0.035	1.521	0.682	0.924	0.020	0.000	3.579		
Glen Gardner Borough	0.383	0.038	0.037	1.590	0.722	0.664	0.000	0.000	3.434		
Hampton Borough	0.329	0.033	0.032	2.120	0.589	0.737	0.000	0.000	3.840		
High Bridge Borough	0.337	0.034	0.033	2.106	0.545	1.045	0.000	0.000	4.100		
Holland Township	0.347	0.034	0.034	1.537	0.723	0.190	0.000	0.000	2.865		
Kingwood Township	0.319	0.032	0.031	0.998	0.635	0.310	0.030	0.000	2.355		
Lambertville City	0.322	0.000	0.031	0.000	1.315	0.360	0.010	0.034	2.072	F01 .149	
Lebanon Borough	0.320	0.032	0.031	1.035	0.611	0.471	0.000	0.000	2.500		
Lebanon Township	0.313	0.031	0.030	1.128	0.581	0.288	0.010	0.000	2.381		
Milford Borough	0.346	0.000	0.034	1.706	0.678	0.725	0.000	0.035	3.524		
Raritan Township	0.329	0.033	0.032	1.235	0.628	0.306	0.008	0.000	2.571		
Readington Township	0.390	0.039	0.038	1.216	0.739	0.599	0.020	0.000	3.041		
Stockton Borough	0.314	0.031	0.031	0.000	1.235	0.455	0.010	0.000	2.076		
Tewksbury Township	0.325	0.032	0.031	0.842	0.561	0.377	0.050	0.000	2.218		
Union Township	0.385	0.038	0.037	1.362	0.781	0.309	0.020	0.000	2.932		
West Amwell Township	0.298	0.030	0.029	0.000	1.537	0.316	0.060	0.000	2.270		

*Fire Taxing District = F01

*Business Improvement District= B01,B02

2020 Line Item Breakdown

Municipality	Class 1	Class 2	Class 3A	Class 3B	Class 4A	Class 4B	Class 4C	Personal Property	Total Line Items
Alexandria Township	117	1,518	265	400	33	3	1	2	2,339
Bethlehem Township	131	1,259	130	216	27	7	-	1	1,771
Bloomsbury Borough	33	317	1	6	17	4	3	2	383
Califon Borough	53	383	6	16	29	1	2	1	491
Town of Clinton	34	867	1	4	148	-	10	1	1,065
Clinton Township	181	4,354	112	203	270	9	4	2	5,135
Delaware Township	109	1,385	437	641	35	10	2	2	2,621
East Amwell Township	149	1,248	237	389	62	-	7	2	2,094
Flemington Borough	32	854	-	-	228	2	10	2	1,128
Franklin Township	66	917	248	358	23	4	3	2	1,621
Frenchtown Borough	63	425	2	6	61	5	8	-	570
Glen Gardner Borough	43	707	8	13	15	1	5	2	794
Hampton Borough	48	456	6	18	20	2	2	2	554
High Bridge Borough	81	1,331	6	8	35	7	4	1	1,473
Holland Township	125	1,863	171	270	27	6	1	2	2,465
Kingwood Township	145	1,192	300	533	54	4	4	-	2,232
Lambertville City	186	1,623	2	11	177	8	39	1	2,047
Lebanon Borough	19	573	1	8	59	7	3	1	671
Lebanon Township	176	2,074	193	305	73	5	5	2	2,833
Milford Borough	62	421	4	10	42	3	1	1	544
Raritan Township	656	8,131	144	261	388	29	6	1	9,616
Readington Township	223	5,851	274	430	245	44	4	2	7,073
Stockton Borough	15	209	2	2	20	-	2	1	251
Tewksbury Township	152	1,946	347	544	45	2	-	1	3,037
Union Township	104	1,745	99	149	68	5	1	2	2,173
West Amwell Township	163	932	147	278	65	6	3	1	1,595
Total	3,166	42,581	3,143	5,079	2,266	174	130	37	56,576

Class 1	Vacant Land	Class 4A	Commercial
Class 2	Residential	Class 4B	Industrial
Class 3A	Farmhouse (Regular)	Class 4C	Apartment
Class 3B	Qualified Farmland		

2020 Ratable Breakdown

Municipality	Class 1	Class 2	Class 3A	Class 3B	Class 4A	Class 4B	Class 4C	Personal Property	Total Valuation (Column 6)
Alexandria Twp.	\$ 5,894,600	\$ 581,479,900	\$ 107,516,500	\$ 4,352,200	\$ 18,783,800	\$ 836,200	\$ 228,100	\$ 169,228	\$ 719,260,528
Bethlehem Twp.	\$ 5,431,300	\$ 448,095,799	\$ 42,752,400	\$ 2,054,400	\$ 21,607,500	\$ 7,093,800	\$ -	\$ 94	\$ 527,035,293
Bloomsbury Boro.	\$ 441,400	\$ 67,915,400	\$ 331,300	\$ 113,400	\$ 17,179,700	\$ 2,490,300	\$ 1,243,100	\$ 95	\$ 89,714,695
Califon Boro.	\$ 1,969,400	\$ 125,781,100	\$ 2,896,600	\$ 16,708	\$ 15,134,200	\$ 404,900	\$ 382,100	\$ 100	\$ 146,585,108
Town of Clinton	\$ 3,152,200	\$ 290,187,300	\$ 119,750	\$ 54,500	\$ 78,780,900	\$ -	\$ 20,062,400	\$ -	\$ 392,357,050
Clinton Twp.	\$ 12,220,500	\$ 1,719,687,800	\$ 51,959,400	\$ 2,280,400	\$ 181,697,000	\$ 162,716,400	\$ 19,347,900	\$ -	\$ 2,149,909,400
Delaware Twp.	\$ 5,174,520	\$ 548,258,400	\$ 217,935,500	\$ 6,355,310	\$ 17,720,800	\$ 7,270,600	\$ 961,300	\$ -	\$ 803,676,430
East Amwell Twp.	\$ 8,702,100	\$ 454,885,900	\$ 118,510,700	\$ 4,936,285	\$ 80,427,400	\$ -	\$ 3,449,500	\$ 869,008	\$ 671,780,893
Flemington Boro.	\$ 2,141,100	\$ 232,640,700	\$ -	\$ -	\$ 170,495,500	\$ 1,855,000	\$ 54,822,500	\$ -	\$ 461,954,800
Franklin Twp.	\$ 4,068,000	\$ 388,128,300	\$ 108,355,500	\$ 4,433,600	\$ 36,064,100	\$ 2,028,900	\$ 1,037,400	\$ 1,403,600	\$ 545,519,400
Frenchtown Boro.	\$ 2,850,200	\$ 111,554,600	\$ 788,600	\$ 27,000	\$ 24,897,200	\$ 1,492,550	\$ 5,699,900	\$ -	\$ 147,310,050
Glen Gardner Boro.	\$ 1,158,600	\$ 129,632,200	\$ 2,304,200	\$ 43,263	\$ 4,746,100	\$ 568,600	\$ 1,549,400	\$ -	\$ 140,002,363
Hampton Boro.	\$ 1,795,318	\$ 108,402,435	\$ 2,557,900	\$ 106,714	\$ 4,858,650	\$ 829,400	\$ 2,230,000	\$ -	\$ 120,780,417
High Bridge Boro.	\$ 1,353,000	\$ 303,117,800	\$ 2,077,800	\$ 10,200	\$ 14,329,300	\$ 10,867,500	\$ 1,541,900	\$ -	\$ 333,297,500
Holland Twp.	\$ 9,831,500	\$ 526,398,500	\$ 63,918,100	\$ 2,633,930	\$ 14,565,111	\$ 10,198,100	\$ 429,300	\$ 1,127,501	\$ 629,102,042
Kingwood Twp.	\$ 18,674,100	\$ 432,643,895	\$ 115,705,800	\$ 5,280,500	\$ 35,389,300	\$ 8,972,900	\$ 2,009,500	\$ -	\$ 618,675,995
Lambertville City	\$ 4,544,283	\$ 631,429,200	\$ 1,523,800	\$ 2,616	\$ 121,350,200	\$ 11,542,000	\$ 24,945,893	\$ -	\$ 795,337,992
Lebanon Boro.	\$ 1,418,900	\$ 154,588,700	\$ 681,000	\$ 29,923	\$ 84,265,800	\$ 8,713,980	\$ 29,141,000	\$ -	\$ 278,839,303
Lebanon Twp.	\$ 9,870,600	\$ 782,010,100	\$ 87,034,700	\$ 2,084,500	\$ 47,554,500	\$ 3,355,500	\$ 2,539,500	\$ 94,882	\$ 934,544,282
Milford Boro.	\$ 2,131,700	\$ 95,139,271	\$ 1,166,400	\$ 21,500	\$ 13,043,770	\$ 1,985,800	\$ 2,900,000	\$ 183,074	\$ 116,571,515
Raritan Twp.	\$ 64,085,700	\$ 3,280,483,500	\$ 64,291,900	\$ 2,755,500	\$ 611,238,700	\$ 104,218,000	\$ 12,713,200	\$ -	\$ 4,139,786,500
Readington Twp.	\$ 18,043,200	\$ 2,110,606,200	\$ 119,770,700	\$ 4,975,400	\$ 317,972,400	\$ 53,912,800	\$ 3,512,200	\$ 477,438	\$ 2,629,270,338
Stockton Boro.	\$ 784,300	\$ 76,111,700	\$ 845,100	\$ 18,400	\$ 12,709,400	\$ -	\$ 1,018,600	\$ -	\$ 91,487,500
Tewksbury Twp.	\$ 10,246,500	\$ 1,232,497,700	\$ 277,072,600	\$ 3,674,200	\$ 51,639,000	\$ 2,812,900	\$ -	\$ -	\$ 1,577,942,900
Union Twp.	\$ 12,130,100	\$ 529,477,100	\$ 37,174,700	\$ 1,051,400	\$ 112,942,632	\$ 4,498,800	\$ 230,900	\$ -	\$ 697,505,632
West Amwell Twp.	\$ 8,443,300	\$ 393,249,200	\$ 85,013,300	\$ 2,300,400	\$ 39,667,109	\$ 14,815,000	\$ 1,370,000	\$ 616,155	\$ 545,474,464
Total	\$ 216,556,421	\$ 15,754,402,700	\$ 1,512,304,250	\$ 49,612,249	\$ 2,149,060,072	\$ 423,479,930	\$ 193,365,593	\$ 4,941,175	\$ 20,303,722,390

Class 1
Class 2
Class 3A
Class 3B

Vacant Land
Residential
Farmhouse (Regular)
Qualified Farmland

Class 4A
Class 4B
Class 4C

Commercial
Industrial
Apartment

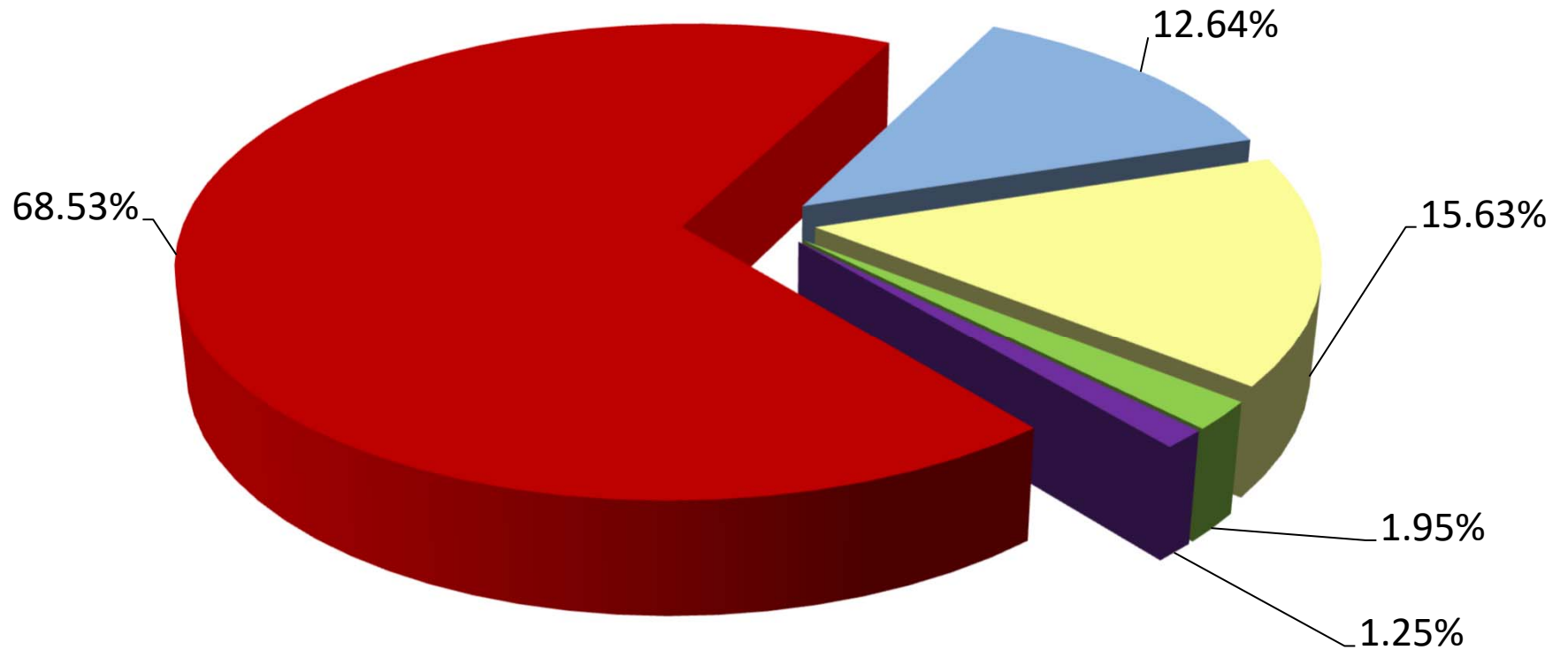
Hunterdon County Tax Collectors

01. Alexandria Township	Kris Boxwell	242 Little York-Mt. Pleasant Rd. Milford, NJ 08848	908-996-7071
02. Bethlehem Township	Alice Anne Pareti	405 Mine Rd., Asbury, NJ 08802	908-735-4107
03. Bloomsbury Borough	Jennifer Harrington	91 Brunswick Ave., Bloomsbury, NJ 08804	908-479-4200
04. Califon Borough	Laura Amada	36 Academy Street, Califon, NJ 07830	908-832-7850
05. Town of Clinton	Kathy Olsen	43 Leigh Street, P.O. Box 5194, Clinton, NJ 08809	908-735-8616
06. Clinton Township	Patricia Centofanti	1225 Route 31 South, Lebanon, NJ 08833	908-735-5242
07. Delaware Township	Danene Gooding	P.O. Box 500, Sergeantsville, NJ 08557	609-397-3240
08. East Amwell Township	Ann Marie Silvia	1070 Route 202, Ringoes, NJ 08551	908-782-5209
09. Flemington Borough	Rebecca Newman	38 Park Ave., Flemington, NJ 08822	908-782-8840
10. Franklin Township	Cameron Keng	202 Sidney Rd., Pittstown, NJ 08867	908-735-5215
11. Frenchtown Borough	Danielle Lattig	Boro. Hall, 29 Second St., Frenchtown, NJ 08825	908-996-4524
12. Glen Gardner Borough	Diane Laudenbach	P.O. Box 307, Glen Gardner, NJ 08826	908-537-0084
13. Hampton Borough	Diane Laudenbach	P.O. Box 418, Hampton, NJ 08827	908-537-2329
14. High Bridge Borough	Bonnie Fleming	97 West Main St., High Bridge, NJ 08829	908-638-6455
15. Holland Township	Kris Boxwell	61 Church St., Milford, NJ 08848	908-995-2047
16. Kingwood Township	Diane Laudenbach	P.O. Box 199, Baptistown, NJ 08803	908-996-4276
17. Lambertville City	Cynthia McBride	18 York St., Lambertville, NJ 08530	609-397-0801
18. Lebanon Borough	Danene Gooding	6 High St., Lebanon, NJ 08833	908-236-0620
19. Lebanon Township	Ann Marie Silvia	530 West Hill Rd., Glen Gardner, NJ 08826	908-638-8523
20. Milford Borough	Kris Boxwell	P.O. Box 507, Milford, NJ 08848	908-995-4323
21. Raritan Township	Ann Marie Silvia	One Municipal Dr., Flemington, NJ 08822	908-806-8261
22. Readington Township	Michael Balogh	509 Route 523, White House Station, NJ 08889	908-534-9761
23. Stockton Borough	Diane McDaniel	P.O. Box M, Stockton, NJ 08559	609-397-0070
24. Tewksbury Township	Leonard Ho	169 Old Turnpike Rd., Califon, NJ 07830	908-439-0022
25. Union Township	Colleen Dolan	140 Perryville Rd., Hampton, NJ 08827	908-735-8027
26. West Amwell Township	Gail Brewi	150 Rocktown Rd., Lambertville, NJ 08530	609-397-2054

Hunterdon County Tax Assessors

01. Alexandria Township	Laura Whitaker	242 Little York-Mt. Pleasant, Milford, NJ 08848	908-996-7071
02. Bethlehem Township	Laura Whitaker	405 Mine Rd., Asbury, NJ 08802	908-735-4107
03. Bloomsbury Borough	Kevin Palumbo	91 Brunswick Ave., Bloomsbury, NJ 08804	908-479-4200
04. Califon Borough	Penny Holenstein	P.O. Box 368, Califon, NJ 07830	908-832-7850
05. Town of Clinton	Fran Kuczynski	P.O. Box 5194, Clinton, NJ 08809	908-735-8616
06. Clinton Township	Jeff Ward	1225 Route 31 South, Lebanon, NJ 08833	908-735-2053
07. Delaware Township	Michelle Trivigno	P.O. Box 500, Sergeantsville, NJ 08557	609-397-3240
08. East Amwell Township	Marianne Busher	1070 Route 202, Ringoes, NJ 08551	908-782-8536
09. Flemington Borough	Edward Kerwin	38 Park Ave., Flemington, NJ 08822	908-782-8840
10. Franklin Township	Jeff Ward	202 Sidney Rd., Pittstown, NJ 08867	908-735-5215
11. Frenchtown Borough	David Gill	Boro. Hall, 29 Second St., Frenchtown, NJ 08825	609-466-1878
12. Glen Gardner Borough	Michelle Trivigno	P.O. Box 307, Glen Gardner, NJ 08826	908-507-9737
13. Hampton Borough	Robert Vance	P.O. Box 418, Hampton, NJ 08827	908-537-2329
14. High Bridge Borough	Anna-Maria Obiedzinski	71 Main St., High Bridge, NJ 08829	908-638-6455
15. Holland Township	Michelle Trivigno	61 Church St., Milford, NJ 08848	908-995-4830
16. Kingwood Township	David Gill	P.O. Box 199, Baptistown, NJ 08803	609-466-1878
17. Lambertville City	Rick Carmosino	18 York St., Lambertville, NJ 08530	609-397-0801
18. Lebanon Borough	Jeff Burd	6 High St., Lebanon, NJ 08833	609-538-7610
19. Lebanon Township	Erica Brandmaier	530 West Hill Rd., Glen Gardner, NJ 08826	908-638-8523
20. Milford Borough	David Gill	P.O. Box 507, Milford, NJ 08848	609-466-1878
21. Raritan Township	Marianne Busher	One Municipal Dr., Flemington, NJ 08822	908-806-6933
22. Readington Township	Laura Whitaker	509 Route 523, White House Station, NJ 08889	908-534-9715
23. Stockton Borough	Michelle Trivigno	P.O. Box M, Stockton, NJ 08559	609-397-0070
24. Tewksbury Township	Anna-Maria Obiedzinski	169 Old Turnpike Rd., Califon, NJ 07830	908-439-0022
25. Union Township	Michelle Trivigno	140 Perryville Rd., Hampton, NJ 08827	908-735-8027
26. West Amwell Township	David Gill	150 Rocktown Rd., Lambertville, NJ 08530	609-466-1878

Hunterdon County 2020 Tax Levy Breakdown



■ Schools ■ County ■ Municipal ■ Open Space ■ Libraries