



C O U N T Y • N J

Board of Taxation

2019

# Abstract of Ratables

Richard Lorentzen  
President

Michael E. Lachs  
Vice-President

Kevin P. Egan  
Commissioner

Richard Greene  
Commissioner

Ryan Riccio, CTA/Tax Board Administrator

Middlesex County Board of Taxation  
County Administration Building  
75 Bayard Street, 4<sup>th</sup> Floor  
New Brunswick, NJ 08901  
Phone: 732-745-3350 Fax: 732-745-3767

[www.middlesexcountynj.gov](http://www.middlesexcountynj.gov)



**2019 ABSTRACT OF RATABLES FOR THE COUNTY OF MIDDLESEX**

TAXING DISTRICTS	1		2	3	4	5	6
	TAXABLE VALUE						
	(A)	(B)					
LAND	IMPROVEMENTS (INCLUDES PARTIAL EXEMPTIONS & ABATEMENTS)	TAXABLE VALUE OF LAND AND IMPROVEMENTS (COL 1A+1B)	TOTAL TAXABLE VALUE OF PARTIAL EXEMPTIONS & ABATEMENTS (ASSESSED VAL.)	NET TAXABLE VALUE OF LAND & IMPROVEMENTS (COL 2-3)	TAXABLE VALUE COMMUNICATION EQUIPMENT	NET TAXABLE VALUE (COL 4+5)	
01: CARTERET BORO	927,785,400	1,516,037,720	2,443,823,120	2,458,217	2,441,364,903	0	2,441,364,903
02: CRANBURY TWP	528,866,100	1,264,063,000	1,792,929,100	34,389,700	1,758,539,400	1,928,442	1,760,467,842
03: DUNELLEN BORO	243,578,900	411,677,100	655,256,000	0	655,256,000	25	655,256,025
04: EAST BRUNSWICK TWP	526,118,700	1,377,777,450	1,903,896,150	582,400	1,903,313,750	2,227,252	1,905,541,002
05: EDISON TWP	3,104,816,900	4,086,555,500	7,191,372,400	2,602,700	7,188,769,700	6,056,065	7,194,825,765
06: HELMETTA BORO	77,074,400	108,332,500	185,406,900	0	185,406,900	198,378	185,605,278
07: HIGHLAND PARK BORO	254,093,900	318,582,800	572,676,700	0	572,676,700	41	572,676,741
08: JAMESBURG BORO	78,827,900	157,987,100	236,815,000	25,000	236,790,000	1,289,094	238,079,094
09: METUCHEN BORO	474,757,800	584,102,500	1,058,860,300	0	1,058,860,300	0	1,058,860,300
10: MIDDLESEX BORO	163,407,500	329,005,800	492,413,300	1,500	492,411,800	588,875	493,000,675
11: MILLTOWN BORO	203,049,200	241,725,000	444,774,200	275,100	444,499,100	0	444,499,100
12: MONROE TWP	2,917,974,300	4,838,492,900	7,756,467,200	747,800	7,755,719,400	6,089,819	7,761,809,219
13: NEW BRUNSWICK CITY	1,287,379,700	2,098,330,600	3,385,710,300	225,000	3,385,485,300	10,000,000	3,395,485,300
14: NORTH BRUNSWICK TWP	809,625,900	1,702,100,900	2,511,726,800	5,550,700	2,506,176,100	0	2,506,176,100
15: OLD BRIDGE TWP	1,285,176,900	2,215,406,400	3,500,583,300	3,024,400	3,497,558,900	3,114,583	3,500,673,483
16: PERTH AMBOY	1,345,026,500	1,943,327,600	3,288,354,100	1,305,000	3,287,049,100	4,905,614	3,291,954,714
17: PISCATAWAY TWP	3,251,564,500	4,278,227,800	7,529,792,300	2,165,000	7,527,627,300	20,893,032	7,548,520,332
18: PLAINSBORO TWP	1,370,105,800	3,188,937,900	4,559,043,700	17,422,300	4,541,621,400	7,237,413	4,548,858,813
19: SAYREVILLE BORO	803,428,900	1,493,849,000	2,297,277,900	1,122,300	2,296,155,600	48	2,296,155,648
20: SOUTH AMBOY CITY	440,126,700	455,050,600	895,177,300	0	895,177,300	0	895,177,300
21: SOUTH BRUNSWICK TWP	1,433,358,000	2,411,904,800	3,845,262,800	15,896,600	3,829,366,200	6,085,307	3,835,451,507
22: SOUTH PLAINFIELD BOR	427,503,908	999,992,315	1,427,496,223	927,891	1,426,568,332	1,923,008	1,428,491,340
23: SOUTH RIVER BORO	110,394,000	299,584,600	409,978,600	0	409,978,600	0	409,978,600
24: SPOTSWOOD BORO	352,329,600	388,414,900	740,744,500	0	740,744,500	0	740,744,500
25: WOODBRIDGE TWP	907,578,700	2,284,076,400	3,191,655,100	2,216,500	3,189,438,600	4,054,492	3,193,493,092
MIDDLESEX	23,323,950,108	38,993,543,185	62,317,493,293	90,938,108	62,226,555,185	76,591,488	62,303,146,673

**2019 ABSTRACT OF RATABLES FOR THE COUNTY OF MIDDLESEX**

TAXING DISTRICTS	7	8	9		10		NET VALUATION FOR COUNTY TAX APPORTIONMENT (COL 6-9A+9B -10A+10B)
	GENERAL TAX RATE PER \$100	COUNTY EQUALI- ZATION RATIO	TRUE VALUE		EQUALIZATION		
			(A) UEZ ABATEMENT EXPIRED	(B) CLASS II RAILROADS	(A) AMOUNTS DEDUCTED	(B) AMOUNTS ADDED	
01:CARTERET BORO	2.793	96.27%	0	0		125,119,919	2,566,484,822
02:CRANBURY TWP	1.799	96.82%	0	0		64,992,555	1,825,460,397
03:DUNELLEN BORO	3.103	106.34%	0	0	32,620,681		622,635,344
04:EAST BRUNSWICK TWP	11.020	24.36%	0	0		5,931,353,004	7,836,894,006
05:EDISON TWP	5.408	41.11%	0	0		10,356,205,573	17,551,031,338
06:HELMETTA BORO	3.089	86.16%	0	0		32,276,058	217,881,336
07:HIGHLAND PARK BORO	8.415	40.78%	0	0		835,538,598	1,408,215,339
08:JAMESBURG BORO	6.185	52.85%	0	0		212,379,416	450,458,510
09:METUCHEN BORO	5.962	44.29%	0	0		1,343,329,138	2,402,189,438
10:MIDDLESEX BORO	9.167	31.78%	0	0		1,065,755,712	1,558,756,387
11:MILLTOWN BORO	6.062	48.78%	0	0		470,176,488	914,675,588
12:MONROE TWP	2.456	83.43%	0	0		1,547,913,839	9,309,723,058
13:NEW BRUNSWICK CITY	2.423	99.36%	0	0		70,058,305	3,465,543,605
14:NORTH BRUNSWICK TWP	5.668	54.28%	0	0		2,147,387,548	4,653,563,648
15:OLD BRIDGE TWP	4.952	43.16%	0	0		4,620,394,350	8,121,067,833
16:PERTH AMBOY	2.989	96.59%	0	0		170,391,865	3,462,346,579
17:PISCATAWAY TWP	2.308	95.95%	0	0		351,801,531	7,900,321,863
18:PLAINSBORO TWP	2.298	96.98%	0	0		144,676,077	4,693,534,890
19:SAYREVILLE BORO	5.233	48.05%	0	0		2,539,665,536	4,835,821,184
20:SOUTH AMBOY CITY	2.772	96.41%	0	0		35,400,155	930,577,455
21:SOUTH BRUNSWICK TWP	5.085	37.66%	0	0		6,367,877,053	10,203,328,560
22:SOUTH PLAINFIELD BOR	6.089	35.86%	0	0		2,578,139,536	4,006,630,876
23:SOUTH RIVER BORO	8.237	28.91%	0	0		1,013,415,980	1,423,394,580
24:SPOTSWOOD BORO	3.321	91.26%	0	0		78,699,652	819,444,152
25:WOODBRIIDGE TWP	10.404	27.82%	0	0		8,355,735,233	11,549,228,325
MIDDLESEX		%	0	0	32,620,681	50,458,683,121	112,729,209,113

**2019 ABSTRACT OF RATABLES FOR THE COUNTY OF MIDDLESEX**

TAXING DISTRICT	SECTION 12 - A							
	(i)	(ii)				(iii)	(iv)	(v)
	TOTAL COUNTY TAXES APPORTIONED	ADJUSTMENTS RESULTING FROM:				NET COUNTY TAXES APPORTIONED	MUNICIPAL BUDGET STATE AID	NET COUNTY TAXES APPORTIONED LESS STATE AID (COL. 12 AIII-12AIV-COUNTY BPP ADJUSTMENT)
		(A)		(B)				
DEDUCT OVERPAY		ADD UNDERPAY	DEDUCT OVERPAY	ADD UNDERPAY				
01: CARTERET BORO	9,169,853.42	.00	.00	88,271.96	.00	9,081,581.46	.00	9,081,581.46
02: CRANBURY TWP	6,522,229.99	.00	.00	.00	16,090.50	6,538,320.49	.00	6,538,320.49
03: DUNELLEN BORO	2,224,628.33	.00	.00	324.00	.00	2,224,304.33	.00	2,224,304.33
04: EAST BRUNSWICK TWP	28,000,621.19	.00	.00	127,595.38	.00	27,873,025.81	.00	27,873,025.81
05: EDISON TWP	62,708,488.81	.00	.00	360,459.76	.00	62,348,029.05	.00	62,348,029.05
06: HELMETTA BORO	778,473.30	.00	.00	.00	.00	778,473.30	.00	778,473.30
07: HIGHLAND PARK BORO	5,031,445.40	.00	.00	4,371.10	.00	5,027,074.30	.00	5,027,074.30
08: JAMESBURG BORO	1,609,453.71	.00	.00	75.10	.00	1,609,378.61	.00	1,609,378.61
09: METUCHEN BORO	8,582,838.61	.00	.00	24,733.22	.00	8,558,105.39	.00	8,558,105.39
10: MIDDLESEX BORO	5,569,317.01	.00	.00	7,300.19	.00	5,562,016.82	.00	5,562,016.82
11: MILLTOWN BORO	3,268,065.72	.00	.00	1,559.02	.00	3,266,506.70	.00	3,266,506.70
12: MONROE TWP	33,262,926.43	.00	.00	41,783.76	.00	33,221,142.67	.00	33,221,142.67
13: NEW BRUNSWICK CITY	12,382,121.49	.00	.00	50,918.01	.00	12,331,203.48	.00	12,331,203.48
14: NORTH BRUNSWICK TWP	16,626,825.99	.00	.00	.00	178,873.14	16,805,699.13	.00	16,805,699.13
15: OLD BRIDGE TWP	29,015,952.48	.00	.00	.00	296,253.85	29,312,206.33	.00	29,312,206.33
16: PERTH AMBOY	12,370,698.76	.00	.00	.00	62,293.22	12,432,991.98	.00	12,432,991.98
17: PISCATAWAY TWP	28,227,244.06	.00	.00	733,055.19	.00	27,494,188.87	.00	27,494,188.87
18: PLAINSBORO TWP	16,769,640.17	.00	.00	8,676.08	.00	16,760,964.09	.00	16,760,964.09
19: SAYREVILLE BORO	17,278,018.18	.00	.00	17,035.54	.00	17,260,982.64	.00	17,260,982.64
20: SOUTH AMBOY CITY	3,324,881.87	.00	.00	261.42	.00	3,324,620.45	.00	3,324,620.45
21: SOUTH BRUNSWICK TWP	36,455,710.35	.00	.00	.00	15,928.91	36,471,639.26	.00	36,471,639.26
22: SOUTH PLAINFIELD BOR	14,315,384.81	.00	.00	67,232.13	.00	14,248,152.68	.00	14,248,152.68
23: SOUTH RIVER BORO	5,085,679.66	.00	.00	2,992.12	.00	5,082,687.54	.00	5,082,687.54
24: SPOTSWOOD BORO	2,927,811.10	.00	.00	795.49	.00	2,927,015.61	.00	2,927,015.61
25: WOODBRIDGE TWP	41,264,503.52	.00	.00	102,814.51	.00	41,161,689.01	.00	41,161,689.01
MIDDLESEX	402,772,814.36	.00	.00	1,640,253.98	569,439.62	401,702,000.00	.00	401,702,000.00

**2019 ABSTRACT OF RATABLES FOR THE COUNTY OF MIDDLESEX**

TAXING DISTRICTS	SECTION 12 - B			SECTION 12 - C		
	(A)	(B)	(C)	LOCAL TAXES TO BE RAISED FOR:		
	COUNTY LIBRARY TAXES APPORTIONED	COUNTY HEALTH SERVICE TAXES APPORTIONED	COUNTY OPEN SPACE TAXES APPORTIONED	(i) DISTRICT SCHOOL PURPOSES		
				(A) DISTRICT SCHOOL (adjusted for BPP)	(B) REG., CONSOL. & JOINT SCHOOL (adjusted for BPP)	(C) LOCAL SCHOOL (adjusted for BPP)
01: CARTERET BORO	.00	.00	762,696.10	28,071,046.00	.00	.00
02: CRANBURY TWP	.00	.00	548,968.27	17,532,205.00	.00	.00
03: DUNELLEN BORO	.00	.00	186,764.06	12,402,393.00	.00	.00
04: EAST BRUNSWICK TWP	.00	.00	2,340,266.51	135,569,949.00	.00	.00
05: EDISON TWP	.00	.00	5,235,608.02	223,563,032.00	.00	.00
06: HELMETTA BORO	.00	.00	65,364.40	3,541,618.00	.00	.00
07: HIGHLAND PARK BORO	.00	.00	422,103.38	29,640,940.00	.00	.00
08: JAMESBURG BORO	.00	.00	135,131.34	8,531,366.00	.00	.00
09: METUCHEN BORO	.00	.00	718,604.55	39,006,378.00	.00	.00
10: MIDDLESEX BORO	.00	.00	467,027.75	25,948,909.00	.00	.00
11: MILLTOWN BORO	.00	.00	274,275.24	16,581,853.00	.00	.00
12: MONROE TWP	.00	.00	2,789,432.55	113,510,163.00	.00	.00
13: NEW BRUNSWICK CITY	.00	.00	1,035,437.11	31,483,688.00	760,336.50	.00
14: NORTH BRUNSWICK TWP	.00	.00	1,410,794.02	88,904,219.00	.00	.00
15: OLD BRIDGE TWP	.00	.00	2,460,677.94	104,541,311.00	.00	.00
16: PERTH AMBOY	.00	.00	1,043,890.54	26,414,828.00	.00	.00
17: PISCATAWAY TWP	.00	.00	2,309,627.63	94,910,170.00	.00	.00
18: PLAINSBORO TWP	.00	.00	1,407,337.83	68,557,882.00	.00	.00
19: SAYREVILLE BORO	.00	.00	1,449,343.15	66,687,576.00	.00	.00
20: SOUTH AMBOY CITY	.00	.00	279,151.90	10,280,046.00	.00	.00
21: SOUTH BRUNSWICK TWP	.00	.00	3,062,315.16	116,595,040.00	.00	.00
22: SOUTH PLAINFIELD BOR	.00	.00	1,196,310.62	51,342,134.00	.00	.00
23: SOUTH RIVER BORO	.00	.00	426,772.24	17,765,370.00	.00	.00
24: SPOTSWOOD BORO	.00	.00	245,766.62	14,026,525.00	.00	.00
25: WOODBRIDGE TWP	.00	.00	3,456,290.63	186,116,945.00	.00	.00
MIDDLESEX	.00	.00	33,729,957.56	1,531,525,586.00	760,336.50	.00

**2019 ABSTRACT OF RATABLES FOR THE COUNTY OF MIDDLESEX**

TAXING DISTRICTS	SECTION 12 - C			SECTION 12 - D
	LOCAL TAXES TO BE RAISED FOR:			TOTAL LEVY ON WHICH TAX RATE IS COMPUTED
	(ii) LOCAL MUNICIPAL PURPOSES			
	(A) MUNICIPAL BUDGET (adjusted for BPP)	(B) MUNICIPAL OPEN SPACE BUDGET	(C) MUNICIPAL LIBRARY BUDGET	
01: CARTERET BORO	28,693,939.88	732,409.47	839,866.72	68,181,539.63
02: CRANBURY TWP	6,136,987.15	352,093.57	551,307.26	31,659,881.74
03: DUNELLEN BORO	5,312,272.00	.00	204,799.00	20,330,532.39
04: EAST BRUNSWICK TWP	41,226,249.72	381,108.00	2,598,396.00	209,988,995.04
05: EDISON TWP	92,125,992.89	.00	5,789,770.00	389,062,431.96
06: HELMETTA BORO	1,346,707.08	.00	.00	5,732,162.78
07: HIGHLAND PARK BORO	12,637,368.34	.00	462,982.88	48,190,468.90
08: JAMESBURG BORO	4,298,989.24	.00	149,801.97	14,724,667.16
09: METUCHEN BORO	14,060,653.88	.00	778,215.67	63,121,957.49
10: MIDDLESEX BORO	12,696,627.41	.00	518,786.26	45,193,367.24
11: MILLTOWN BORO	6,514,485.46	.00	304,340.58	26,941,460.98
12: MONROE TWP	36,901,351.04	1,164,000.00	3,040,830.89	190,626,920.15
13: NEW BRUNSWICK CITY	35,522,086.83	.00	1,136,182.57	82,268,934.49
14: NORTH BRUNSWICK TWP	32,637,584.00	751,852.83	1,526,669.93	142,036,818.91
15: OLD BRIDGE TWP	34,311,211.00	.00	2,693,172.00	173,318,578.27
16: PERTH AMBOY	57,364,237.20	.00	1,119,019.11	98,374,966.83
17: PISCATAWAY TWP	46,892,932.20	.00	2,610,910.83	174,217,829.53
18: PLAINSBORO TWP	15,768,265.91	454,881.88	1,570,578.59	104,519,910.30
19: SAYREVILLE BORO	32,694,568.34	459,231.12	1,590,171.44	120,141,872.69
20: SOUTH AMBOY CITY	10,619,201.00	.00	306,243.00	24,809,262.35
21: SOUTH BRUNSWICK TWP	34,018,610.09	1,534,000.00	3,327,500.00	195,009,104.51
22: SOUTH PLAINFIELD BOR	18,874,375.02	.00	1,314,669.62	86,975,641.94
23: SOUTH RIVER BORO	10,018,266.00	.00	473,281.00	33,766,376.78
24: SPOTSWOOD BORO	7,129,075.00	.00	270,022.00	24,598,404.23
25: WOODBRIDGE TWP	97,683,963.00	.00	3,803,101.41	332,221,989.05
<b>MIDDLESEX</b>	<b>695,485,999.68</b>	<b>5,829,576.87</b>	<b>36,980,618.73</b>	<b>2,706,014,075.34</b>

**2019 ABSTRACT OF RATABLES FOR THE COUNTY OF MIDDLESEX**

TAXING DISTRICTS	SECTION 13						
	REAL PROPERTY EXEMPT FROM TAXATION						
	(A) PUBLIC SCHOOL	(B) OTHER SCHOOL	(C) PUBLIC PROPERTY	(D) CHURCH AND CHARITABLE	(E) CEMETERIES AND GRAVEYARDS	(F) OTHER EXEMPTS	(G) TOTAL AMOUNT OF EXEMPTS (13A+B+C+D+E+F)
01: CARTERET BORO	47,361,500	0	106,936,418	36,416,600	0	299,694,500	490,409,018
02: CRANBURY TWP	11,399,222	0	35,151,480	12,888,041	625,500	21,619,408	81,683,651
03: DUNELLEN BORO	22,018,800	1,405,700	11,324,600	14,571,000	0	2,294,300	51,614,400
04: EAST BRUNSWICK TWP	55,624,200	219,000	80,912,500	22,780,200	4,859,300	42,941,600	207,336,800
05: EDISON TWP	235,045,600	73,161,900	247,400,600	131,965,900	390,500	134,021,700	821,986,200
06: HELMETTA BORO	0	0	5,577,000	2,604,700	0	29,187,400	37,369,100
07: HIGHLAND PARK BORO	24,273,700	210,600	50,511,100	14,585,300	0	3,011,700	92,592,400
08: JAMESBURG BORO	10,611,600	0	2,562,800	9,312,600	832,700	3,544,200	26,863,900
09: METUCHEN BORO	23,563,800	10,870,000	30,171,300	29,252,700	1,758,900	17,397,100	113,013,800
10: MIDDLESEX BORO	12,332,500	1,179,100	15,732,700	3,246,300	18,300	10,822,900	43,331,800
11: MILLTOWN BORO	9,554,900	4,804,800	19,666,800	9,417,350	0	17,167,200	60,611,050
12: MONROE TWP	100,673,600	456,800	121,851,500	15,465,900	690,200	82,208,300	321,346,300
13: NEW BRUNSWICK CITY	367,888,600	1,072,453,300	572,005,250	1,195,913,700	19,632,700	933,374,500	4,161,268,050
14: NORTH BRUNSWICK TWP	207,298,200	0	185,198,300	14,344,500	11,208,800	10,495,300	428,545,100
15: OLD BRIDGE TWP	156,257,800	1,878,100	145,244,200	63,178,600	1,137,600	26,936,700	394,633,000
16: PERTH AMBOY	154,002,500	7,298,600	240,407,200	167,264,700	22,125,000	98,894,800	689,992,800
17: PISCATAWAY TWP	200,571,300	967,750,300	199,908,000	79,562,800	26,254,900	227,228,100	1,701,275,400
18: PLAINSBORO TWP	115,687,900	32,807,300	108,568,800	20,073,600	3,145,900	570,703,300	850,986,800
19: SAYREVILLE BORO	47,662,400	11,454,700	82,436,500	18,948,800	2,150,000	449,282,900	611,935,300
20: SOUTH AMBOY CITY	7,106,100	0	55,043,900	25,901,700	2,035,000	27,326,700	117,413,400
21: SOUTH BRUNSWICK TWP	153,481,400	5,700,000	168,699,500	35,731,900	20,081,800	11,598,000	395,292,600
22: SOUTH PLAINFIELD BOR	45,337,500	3,490,400	33,545,900	10,017,082	1,362,200	4,565,650	98,318,732
23: SOUTH RIVER BORO	13,511,000	1,070,000	17,734,100	19,557,600	845,800	1,610,800	54,329,300
24: SPOTSWOOD BORO	29,591,000	4,746,400	18,745,000	8,445,300	0	4,290,500	65,818,200
25: WOODBRIDGE TWP	85,119,800	2,300,000	219,849,560	60,766,100	25,866,000	208,395,900	602,297,360
MIDDLESEX	2,135,974,922	2,203,257,000	2,775,185,008	2,022,212,973	145,021,100	3,238,613,458	12,520,264,461

**2019 ABSTRACT OF RATABLES FOR THE COUNTY OF MIDDLESEX**

TAXING DISTRICTS	SECTION 14				SECTION 15	
	AMOUNT OF MISCELLANEOUS REVENUES TO SUPPORT LOCAL BUDGET				DEDUCTIONS ALLOWED	
	(A)	(B)	(C)	(D)	(A)	(B)
	SURPLUS REVENUE	MISCELLANEOUS REVENUES ANTICIPATED	RECEIPTS FROM DELINQUENT TAX	TOTAL OF MISCELLANEOUS REVENUES (COL. 14A+B+C)	SENIOR CITIZEN, DISABLED AND SURVIVING SPOUSE	VETERANS AND WIDOWS
01: CARTERET BORO	4,000,000.00	15,037,777.22	600,000.00	19,637,777.22	45,250.00	91,750.00
02: CRANBURY TWP	1,798,000.00	3,272,921.62	197,091.33	5,268,012.95	500.00	17,000.00
03: DUNELLEN BORO	350,000.00	1,183,841.74	289,000.00	1,822,841.74	6,250.00	30,250.00
04: EAST BRUNSWICK TWP	4,325,000.00	21,161,000.00	1,555,000.00	27,041,000.00	52,750.00	200,000.00
05: EDISON TWP	8,222,182.20	37,388,270.60	.00	45,610,452.80	94,000.00	327,250.00
06: HELMETTA BORO	236,000.00	435,149.92	80,000.00	751,149.92	2,250.00	11,250.00
07: HIGHLAND PARK BORO	800,000.00	2,586,320.65	.00	3,386,320.65	4,250.00	27,750.00
08: JAMESBURG BORO	220,000.00	954,065.14	240,000.00	1,414,065.14	5,750.00	16,500.00
09: METUCHEN BORO	1,600,000.00	9,001,703.80	510,000.00	11,111,703.80	8,625.00	57,500.00
10: MIDDLESEX BORO	2,200,000.00	4,922,069.66	451,200.00	7,573,269.66	23,000.00	91,750.00
11: MILLTOWN BORO	733,000.00	3,056,913.48	102,000.00	3,891,913.48	5,000.00	59,250.00
12: MONROE TWP	8,950,000.00	10,237,163.53	1,600,000.00	20,787,163.53	68,250.00	581,250.00
13: NEW BRUNSWICK CITY	2,400,000.00	53,971,512.19	.00	56,371,512.19	18,750.00	32,250.00
14: NORTH BRUNSWICK TWP	3,343,830.00	12,753,010.12	.00	16,096,840.12	23,000.00	102,000.00
15: OLD BRIDGE TWP	7,000,000.00	12,703,155.00	700,000.00	20,403,155.00	88,750.00	288,500.00
16: PERTH AMBOY	4,090,000.00	16,181,181.97	.00	20,271,181.97	46,750.00	59,500.00
17: PISCATAWAY TWP	10,150,000.00	16,296,939.89	900,000.00	27,346,939.89	44,250.00	180,750.00
18: PLAINSBORO TWP	2,864,000.00	8,833,069.63	800,000.00	12,497,069.63	5,750.00	33,750.00
19: SAYREVILLE BORO	3,100,000.00	22,908,993.99	1,065,000.00	27,073,993.99	73,750.00	222,500.00
20: SOUTH AMBOY CITY	1,130,000.00	7,075,935.00	.00	8,205,935.00	12,250.00	45,000.00
21: SOUTH BRUNSWICK TWP	3,000,000.00	17,164,533.52	1,250,000.00	21,414,533.52	25,750.00	110,000.00
22: SOUTH PLAINFIELD BOR	2,097,000.00	7,629,010.07	1,040,000.00	10,766,010.07	35,750.00	130,750.00
23: SOUTH RIVER BORO	1,344,844.98	6,674,813.58	565,000.00	8,584,658.56	19,250.00	73,750.00
24: SPOTSWOOD BORO	1,139,894.00	2,497,122.78	315,000.00	3,952,016.78	6,750.00	51,250.00
25: WOODBRIDGE TWP	11,113,252.97	54,296,925.27	2,500,000.00	67,910,178.24	151,000.00	463,500.00
MIDDLESEX	86,207,004.15	348,223,400.37	14,759,291.33	449,189,695.85	867,625.00	3,305,000.00



**2019 ABSTRACT OF RATABLES FOR THE COUNTY OF MIDDLESEX**

TAXING DISTRICTS	ADDENDUM TO ABSTRACT OF RATABLES -- ASSESSED VALUE OF PARTIAL EXEMPTIONS & ABATEMENTS (COLUMN 3)								
	(1) POLLUTION CONTROL	(2) FIRE SUPPRESSION	(3) FALLOUT SHELTER	(4) WATER- SEWER FACILITY	(5) RENEWABLE ENERGY	(6) UEZ ABATEMENT	(7) HOME IMPROVEMENT	(8) MULTI- FAMILY DWELLING	(9) CLASS 4 ABATEMENT
01:CARTERET BORO	0	0	0	2,428,217	0	0	0	0	0
02:CRANBURY TWP	0	34,389,700	0	0	0	0	0	0	0
03:DUNELLEN BORO	0	0	0	0	0	0	0	0	0
04:EAST BRUNSWICK TWP	0	582,400	0	0	0	0	0	0	0
05:EDISON TWP	0	2,602,700	0	0	0	0	0	0	0
06:HELMETTA BORO	0	0	0	0	0	0	0	0	0
07:HIGHLAND PARK BORO	0	0	0	0	0	0	0	0	0
08:JAMESBURG BORO	0	0	0	0	0	0	0	0	0
09:METUCHEN BORO	0	0	0	0	0	0	0	0	0
10:MIDDLESEX BORO	0	0	0	0	0	0	0	0	0
11:MILLTOWN BORO	0	0	0	0	275,100	0	0	0	0
12:MONROE TWP	0	747,800	0	0	0	0	0	0	0
13:NEW BRUNSWICK CITY	0	0	0	0	0	0	0	0	0
14:NORTH BRUNSWICK TWP	0	3,677,000	0	0	1,873,700	0	0	0	0
15:OLD BRIDGE TWP	0	0	0	0	0	0	0	0	0
16:PERTH AMBOY	0	0	0	0	0	0	0	0	0
17:PISCATAWAY TWP	0	99,300	0	0	0	0	0	0	0
18:PLAINSBORO TWP	6,535,100	7,429,100	0	0	3,458,100	0	0	0	0
19:SAYREVILLE BORO	0	673,000	0	0	0	0	0	0	0
20:SOUTH AMBOY CITY	0	0	0	0	0	0	0	0	0
21:SOUTH BRUNSWICK TWP	0	15,896,600	0	0	0	0	0	0	0
22:SOUTH PLAINFIELD BOR	0	0	0	0	400,000	0	0	0	0
23:SOUTH RIVER BORO	0	0	0	0	0	0	0	0	0
24:SPOTSWOOD BORO	0	0	0	0	0	0	0	0	0
25:WOODBRIIDGE TWP	0	2,158,500	0	0	58,000	0	0	0	0
MIDDLESEX	6,535,100	68,256,100	0	2,428,217	6,064,900	0	0	0	0

2019 ABSTRACT OF RATABLES FOR THE COUNTY OF MIDDLESEX

ADDENDUM TO ABSTRACT OF RATABLES -- ASSESSED VALUE OF PARTIAL EXEMPTIONS & ABATEMENTS (CONTINUED)

TAXING DISTRICTS	(10)	(11)	(12)	(13)	(14)	(15)	(16)	(17)
	DWELLING ABATEMENT	DWELLING EXEMPTION	NEW DWELLING CONVERSION ABATEMENT	NEW DWELLING CONVERSION EXEMPTION	MULTI-DWELLING EXEMPTION	MULTI-DWELLING ABATEMENT	COMMERCIAL/ INDUSTRIAL EXEMPTION	TOTAL VALUE
01: CARTERET BORO	0	30,000	0	0	0	0	0	2,458,217
02: CRANBURY TWP	0	0	0	0	0	0	0	34,389,700
03: DUNELLEN BORO	0	0	0	0	0	0	0	0
04: EAST BRUNSWICK TWP	0	0	0	0	0	0	0	582,400
05: EDISON TWP	0	0	0	0	0	0	0	2,602,700
06: HELMETTA BORO	0	0	0	0	0	0	0	0
07: HIGHLAND PARK BORO	0	0	0	0	0	0	0	0
08: JAMESBURG BORO	25,000	0	0	0	0	0	0	25,000
09: METUCHEN BORO	0	0	0	0	0	0	0	0
10: MIDDLESEX BORO	0	1,500	0	0	0	0	0	1,500
11: MILLTOWN BORO	0	0	0	0	0	0	0	275,100
12: MONROE TWP	0	0	0	0	0	0	0	747,800
13: NEW BRUNSWICK CITY	0	225,000	0	0	0	0	0	225,000
14: NORTH BRUNSWICK TWP	0	0	0	0	0	0	0	5,550,700
15: OLD BRIDGE TWP	0	0	0	0	0	0	3,024,400	3,024,400
16: PERTH AMBOY	0	25,000	0	0	0	0	1,280,000	1,305,000
17: PISCATAWAY TWP	0	2,065,700	0	0	0	0	0	2,165,000
18: PLAINSBORO TWP	0	0	0	0	0	0	0	17,422,300
19: SAYREVILLE BORO	449,300	0	0	0	0	0	0	1,122,300
20: SOUTH AMBOY CITY	0	0	0	0	0	0	0	0
21: SOUTH BRUNSWICK TWP	0	0	0	0	0	0	0	15,896,600
22: SOUTH PLAINFIELD BOR	516,091	11,800	0	0	0	0	0	927,891
23: SOUTH RIVER BORO	0	0	0	0	0	0	0	0
24: SPOTSWOOD BORO	0	0	0	0	0	0	0	0
25: WOODBRIDGE TWP	0	0	0	0	0	0	0	2,216,500
MIDDLESEX	990,391	2,359,000	0	0	0	0	4,304,400	90,938,108

**2019 ABSTRACT OF RATABLES FOR THE COUNTY OF MIDDLESEX**

TAXING DISTRICTS	ADDENDUM -- EQUALIZED VALUE BASED ON IN LIEU OF TAXES (COL.10B)				
	(1) C.12 PL 1977 IN LIEU OF TAX	(2) NJ HOUSING FINANCE AGENCY	(3) URBAN RENEWAL	(4) OTHER	(5) TOTAL
01: CARTERET BORO	0	0	0	0	0
02: CRANBURY TWP	0	0	0	0	0
03: DUNELLEN BORO	0	0	0	0	0
04: EAST BRUNSWICK TWP	0	0	0	0	0
05: EDISON TWP	0	0	0	0	0
06: HELMETTA BORO	0	0	0	0	0
07: HIGHLAND PARK BORO	0	0	0	0	0
08: JAMESBURG BORO	0	0	0	0	0
09: METUCHEN BORO	0	0	0	0	0
10: MIDDLESEX BORO	0	0	0	0	0
11: MILLTOWN BORO	0	0	0	0	0
12: MONROE TWP	0	0	0	0	0
13: NEW BRUNSWICK CITY	0	0	0	0	0
14: NORTH BRUNSWICK TWP	0	0	0	0	0
15: OLD BRIDGE TWP	0	0	0	0	0
16: PERTH AMBOY	0	0	0	0	0
17: PISCATAWAY TWP	0	0	0	0	0
18: PLAINSBORO TWP	0	0	0	0	0
19: SAYREVILLE BORO	0	0	0	0	0
20: SOUTH AMBOY CITY	0	0	0	0	0
21: SOUTH BRUNSWICK TWP	0	0	0	0	0
22: SOUTH PLAINFIELD BOR	0	0	0	0	0
23: SOUTH RIVER BORO	0	0	0	0	0
24: SPOTSWOOD BORO	0	0	0	0	0
25: WOODBRIDGE TWP	0	0	0	0	0
MIDDLESEX	0	0	0	0	0

**2019 ABSTRACT OF RATABLES FOR THE COUNTY OF MIDDLESEX**

TAXING DISTRICTS	BREAKDOWN OF GENERAL TAX RATE											
	COUNTY TAX	LIBRARY TAX	HEALTH SERVICE TAX	COUNTY OPEN SPACE TAX	DISTRICT SCHOOL TAX	REGIONAL SCHOOL TAX	LOCAL SCHOOL TAX	MUNICIPAL PURPOSE TAX	MUNICIPAL OPEN SPACE TAX	MUNICIPAL LIBRARY TAX	GENERAL TAX RATE	EFFECTIVE TAX RATE
01:CARTERET BORO	.372	.000	.000	.032	1.150	.000	.000	1.175	.030	.034	2.793	2.657
02:CRANBURY TWP	.372	.000	.000	.032	.996	.000	.000	.348	.020	.031	1.799	1.734
03:DUNELLEN BORO	.340	.000	.000	.029	1.893	.000	.000	.810	.000	.031	3.103	3.265
04:EAST BRUNSWICK TWP	1.463	.000	.000	.123	7.115	.000	.000	2.164	.019	.136	11.020	2.679
05:EDISON TWP	.867	.000	.000	.073	3.108	.000	.000	1.280	.000	.080	5.408	2.217
06:HELMETA BORO	.420	.000	.000	.036	1.908	.000	.000	.725	.000	.000	3.089	2.631
07:HIGHLAND PARK BORO	.878	.000	.000	.074	5.176	.000	.000	2.207	.000	.080	8.415	3.422
08:JAMESBURG BORO	.676	.000	.000	.057	3.584	.000	.000	1.806	.000	.062	6.185	3.269
09:METUCHEN BORO	.809	.000	.000	.068	3.684	.000	.000	1.328	.000	.073	5.962	2.628
10:MIDDLESEX BORO	1.129	.000	.000	.095	5.263	.000	.000	2.575	.000	.105	9.167	2.899
11:MILLTOWN BORO	.735	.000	.000	.062	3.731	.000	.000	1.466	.000	.068	6.062	2.945
12:MONROE TWP	.429	.000	.000	.036	1.463	.000	.000	.474	.015	.039	2.456	2.048
13:NEW BRUNSWICK CITY	.364	.000	.000	.031	.927	.022	.000	1.046	.000	.033	2.423	2.374
14:NORTH BRUNSWICK TWP	.671	.000	.000	.057	3.548	.000	.000	1.302	.030	.060	5.668	3.052
15:OLD BRIDGE TWP	.838	.000	.000	.071	2.987	.000	.000	.980	.000	.076	4.952	2.134
16:PERTH AMBOY	.378	.000	.000	.032	.803	.000	.000	1.743	.000	.033	2.989	2.841
17:PISCATAWAY TWP	.365	.000	.000	.031	1.257	.000	.000	.621	.000	.034	2.308	2.205
18:PLAINSBORO TWP	.369	.000	.000	.031	1.508	.000	.000	.347	.009	.034	2.298	2.227
19:SAYREVILLE BORO	.752	.000	.000	.064	2.905	.000	.000	1.423	.020	.069	5.233	2.484
20:SOUTH AMBOY CITY	.372	.000	.000	.032	1.148	.000	.000	1.186	.000	.034	2.772	2.666
21:SOUTH BRUNSWICK TWP	.951	.000	.000	.080	3.040	.000	.000	.887	.040	.087	5.085	1.911
22:SOUTH PLAINFIELD BOR	.998	.000	.000	.084	3.594	.000	.000	1.321	.000	.092	6.089	2.171
23:SOUTH RIVER BORO	1.240	.000	.000	.105	4.334	.000	.000	2.443	.000	.115	8.237	2.372
24:SPOTSWOOD BORO	.396	.000	.000	.034	1.893	.000	.000	.962	.000	.036	3.321	3.002
25:WOODBRIIDGE TWP	1.289	.000	.000	.109	5.829	.000	.000	3.058	.000	.119	10.404	2.877

## 2019 SPECIAL TAXING DISTRICTS Middlesex County

Taxing District	Special Taxing District	Ratable Value	Budget	Tax Rate	District Rate
01: Carteret Borough	Spec Improvement S01	1,452,501,483	2,395,000.00	0.16488796	0.165
01: Carteret Borough	Spec Improvement S02	1,351,450,183	573,000.00	0.04239890	0.043
04: East Brunswick Township	Fire District F01	712,150,165	2,057,837.00	0.28896111	0.289
04: East Brunswick Township	Fire District F02	965,493,767	1,443,643.00	0.14952380	0.150
04: East Brunswick Township	Fire District F03	227,897,070	849,023.00	0.37254669	0.373
05: Edison Township	Garbage District G01	4,536,123,300	9,979,471.26	0.22000000	0.220
07: Highland Park Borough	Special Improvement S01	38,986,900	166,420.00	0.42686133	0.427
08: Jamesburg Borough	Fire District F01	238,079,094	463,000.00	0.19447319	0.195
09: Metuchen	Special Improvement F01	92,986,600	181,500.00	0.19518941	0.195
12: Monroe Township	Fire District F01	1,903,153,640	2,377,484	0.12492339	0.125
12: Monroe Township	Fire District F02	3,137,974,240	4,455,908	0.14199951	0.142
12: Monroe Township	Fire District F03	2,720,681,339	5,700,877	0.20953858	0.210
15: Old Bridge	Fire District F01	322,644,610	480,350.00	0.1488790	0.149
15: Old Bridge	Fire District F02	1,183,210,023	1,971,261.00	0.1666028	0.167
15: Old Bridge	Fire District F03	1,810,125,080	1,773,193.00	0.0979597	0.098
15: Old Bridge	Fire District F04	183,987,972	591,023.00	0.3212292	0.322
16: City of Perth Amboy	Special Improvement S01	176,914,500	208,564.88	0.1178902	0.118
17: Piscataway Township	Fire District F01	3,370,804,858	1,492,571.00	0.0442794	0.045
17: Piscataway Township	Fire District F02	2,026,291,558	1,361,912.00	0.0672120	0.068
17: Piscataway Township	Fire District F03	456,732,258	319,628.00	0.0699815	0.070
17: Piscataway Township	Fire District F04	1,694,691,658	1,055,400.00	0.0622768	0.063
18: Plainsboro Township	Fire District F01	4,548,858,813	1,848,000.00	0.0406256	0.041
21: South Brunswick Township	Fire District F01	1,008,307,350	841,939.00	0.0835002	0.084
21: South Brunswick Township	Fire District F02	2,237,545,107	997,221.00	0.0445676	0.045
21: South Brunswick Township	Fire District F03	589,599,050	580,435.00	0.0984457	0.099
25: Woodbridge Township	Fire District F01	686,337,000	7,961,439.00	1.1599898	1.159
25: Woodbridge Township	Fire District F02	215,929,800	2,093,101.00	0.9693433	0.966
25: Woodbridge Township	Fire District F04	74,621,800	795,044.00	1.0654313	1.056
25: Woodbridge Township	Fire District F05	559,245,900	2,479,930.00	0.4434418	0.443
25: Woodbridge Township	Fire District F07	303,566,900	2,203,883.00	0.7259958	0.724
25: Woodbridge Township	Fire District F08	97,658,000	896,758.00	0.9182637	0.911
25: Woodbridge Township	Fire District F09	542,585,100	2,058,041.00	0.3793029	0.378
25: Woodbridge Township	Fire District F10	10,029,700	67,399.58	0.6720000	0.672
25: Woodbridge Township	Fire District F11	320,712,500	1,282,202.00	0.3997979	0.398
25: Woodbridge Township	Fire District F12	378,708,100	1,661,933.00	0.4388427	0.437

**2019 ABSTRACT OF RATABLES FOR THE COUNTY OF MIDDLESEX**

TAXING DISTRICT	ADDENDUM: STATE AID ADJUSTMENT FOR BPP			ADDENDUM: REAP DISTRIBUTION SUMMARY		
	COUNTY	SCHOOL	MUNICIPAL	ELIGIBLE PROPERTY ASSESSMENTS	R.E.A.P. AID	TAX RATE CREDIT
01: CARTERET BORO						
02: CRANBURY TWP						
03: DUNELLEN BORO						
04: EAST BRUNSWICK TWP						
05: EDISON TWP						
06: HELMETTA BORO						
07: HIGHLAND PARK BORO						
08: JAMESBURG BORO						
09: METUCHEN BORO						
10: MIDDLESEX BORO						
11: MILLTOWN BORO						
12: MONROE TWP						
13: NEW BRUNSWICK CITY						
14: NORTH BRUNSWICK TWP						
15: OLD BRIDGE TWP						
16: PERTH AMBOY						
17: PISCATAWAY TWP						
18: PLAINSBORO TWP						
19: SAYREVILLE BORO						
20: SOUTH AMBOY CITY						
21: SOUTH BRUNSWICK TWP						
22: SOUTH PLAINFIELD BOR						
23: SOUTH RIVER BORO						
24: SPOTSWOOD BORO						
25: WOODBRIDGE TWP						
MIDDLESEX						

**MIDDLESEX COUNTY 2019 TAX LEVY APPORTIONMENT ANALYSIS**

MUNICIPALITY	TOTAL TAX LEVY	COUNTY TAX LEVY		MUNICIPAL TAX LEVY		SCHOOL TAX LEVY		COUNTY LIBRARY TAX		COUNTY OPEN SPACE TAX	
		COUNTY TAXES APPORTIONED	% OF TOTAL LEVY	TOTAL MUNICIPAL TAX LEVY	% OF TOTAL LEVY	TOTAL SCHOOL TAX LEVY	% OF TOTAL LEVY	TOTAL LIBRARY TAX LEVY	% OF TOTAL LEVY	TOTAL OPEN SPACE TAX LEVY	% OF TOTAL LEVY
01 CARTERET BORO	\$68,181,539.63	\$9,081,581.46	13.32%	\$30,266,216.07	44.39%	\$28,071,046.00	41.17%	\$ .00	.00%	\$762,696.10	1.12%
02 CRANBURY TWP	\$31,659,881.74	\$6,538,320.49	20.65%	\$7,040,387.98	22.24%	\$17,532,205.00	55.38%	\$ .00	.00%	\$548,968.27	1.73%
03 DUNELLEN BORO	\$20,330,532.39	\$2,224,304.33	10.94%	\$5,517,071.00	27.14%	\$12,402,393.00	61.00%	\$ .00	.00%	\$186,764.06	.92%
04 EAST BRUNSWICK TWP	\$209,988,995.04	\$27,873,025.81	13.27%	\$44,205,753.72	21.05%	\$135,569,949.00	64.56%	\$ .00	.00%	\$2,340,266.51	1.11%
05 EDISON TWP	\$389,062,431.96	\$62,348,029.05	16.03%	\$97,915,762.89	25.17%	\$223,563,032.00	57.46%	\$ .00	.00%	\$5,235,608.02	1.35%
06 HELMETTA BORO	\$5,732,162.78	\$778,473.30	13.58%	\$1,346,707.08	23.49%	\$3,541,618.00	61.79%	\$ .00	.00%	\$65,364.40	1.14%
07 HIGHLAND PARK BORO	\$48,190,468.90	\$5,027,074.30	10.43%	\$13,100,351.22	27.18%	\$29,640,940.00	61.51%	\$ .00	.00%	\$422,103.38	.88%
08 JAMESBURG BORO	\$14,724,667.16	\$1,609,378.61	10.93%	\$4,448,791.21	30.21%	\$8,531,366.00	57.94%	\$ .00	.00%	\$135,131.34	.92%
09 METUCHEN BORO	\$63,121,957.49	\$8,558,105.39	13.56%	\$14,838,869.55	23.51%	\$39,006,378.00	61.80%	\$ .00	.00%	\$718,604.55	1.14%
10 MIDDLESEX BORO	\$45,193,367.24	\$5,562,016.82	12.31%	\$13,215,413.67	29.24%	\$25,948,909.00	57.42%	\$ .00	.00%	\$467,027.75	1.03%
11 MILLTOWN BORO	\$26,941,460.98	\$3,266,506.70	12.12%	\$6,818,826.04	25.31%	\$16,581,853.00	61.55%	\$ .00	.00%	\$274,275.24	1.02%
12 MONROE TWP	\$190,626,920.15	\$33,221,142.67	17.43%	\$41,106,181.93	21.56%	\$113,510,163.00	59.55%	\$ .00	.00%	\$2,789,432.55	1.46%
13 NEW BRUNSWICK CITY	\$82,268,934.49	\$12,331,203.48	14.99%	\$36,658,269.40	44.56%	\$32,244,024.50	39.19%	\$ .00	.00%	\$1,035,437.11	1.26%
14 NORTH BRUNSWICK TWP	\$142,036,818.91	\$16,805,699.13	11.83%	\$34,916,106.76	24.58%	\$88,904,219.00	62.59%	\$ .00	.00%	\$1,410,794.02	.99%
15 OLD BRIDGE TWP	\$173,318,578.27	\$29,312,206.33	16.91%	\$37,004,383.00	21.35%	\$104,541,311.00	60.32%	\$ .00	.00%	\$2,460,677.94	1.42%
16 PERTH AMBOY	\$98,374,966.83	\$12,432,991.98	12.64%	\$58,483,256.31	59.45%	\$26,414,828.00	26.85%	\$ .00	.00%	\$1,043,890.54	1.06%
17 PISCATAWAY TWP	\$174,217,829.53	\$27,494,188.87	15.78%	\$49,503,843.03	28.41%	\$94,910,170.00	54.48%	\$ .00	.00%	\$2,309,627.63	1.33%
18 PLAINSBORO TWP	\$104,519,910.30	\$16,760,964.09	16.04%	\$17,793,726.38	17.02%	\$68,557,882.00	65.59%	\$ .00	.00%	\$1,407,337.83	1.35%
19 SAYREVILLE BORO	\$120,141,872.69	\$17,260,982.64	14.37%	\$34,743,970.90	28.92%	\$66,687,576.00	55.51%	\$ .00	.00%	\$1,449,343.15	1.21%
20 SOUTH AMBOY CITY	\$24,809,262.35	\$3,324,620.45	13.40%	\$10,925,444.00	44.04%	\$10,280,046.00	41.44%	\$ .00	.00%	\$279,151.90	1.13%
21 SOUTH BRUNSWICK TWP	\$195,009,104.51	\$36,471,639.26	18.70%	\$38,880,110.09	19.94%	\$116,595,040.00	59.79%	\$ .00	.00%	\$3,062,315.16	1.57%
22 SOUTH PLAINFIELD BOR	\$86,975,641.94	\$14,248,152.68	16.38%	\$20,189,044.64	23.21%	\$51,342,134.00	59.03%	\$ .00	.00%	\$1,196,310.62	1.38%
23 SOUTH RIVER BORO	\$33,766,376.78	\$5,082,687.54	15.05%	\$10,491,547.00	31.07%	\$17,765,370.00	52.61%	\$ .00	.00%	\$426,772.24	1.26%
24 SPOTSWOOD BORO	\$24,598,404.23	\$2,927,015.61	11.90%	\$7,399,097.00	30.08%	\$14,026,525.00	57.02%	\$ .00	.00%	\$245,766.62	1.00%
25 WOODBRIDGE TWP	\$332,221,989.05	\$41,161,689.01	12.39%	\$101,487,064.41	30.55%	\$186,116,945.00	56.02%	\$ .00	.00%	\$3,456,290.63	1.04%
** COUNTY TOTAL	\$2,706,014,075.34	\$401,702,000.00	14.84%	\$738,296,195.28	27.28%	\$1,532,285,922.5	56.63%	\$ .00	.00%	\$33,729,957.56	1.25%

**MIDDLESEX COUNTY 2019 LINE ITEM BREAKDOWN**

MUNICIPALITY	1	2	3A	3B	4A	4B	4C	5	6	15A	15B	15C	15D	15E	15F	TOTAL
01 CARTERET BORO	115	5,167	0	0	133	81	22	13	1	7	0	392	43	0	91	6,065
02 CRANBURY TWP	130	1,162	47	85	94	53	1	8	1	1	0	50	9	1	25	1,667
03 DUNELLEN BORO	27	1,943	0	0	124	8	9	6	1	5	3	46	15	0	11	2,198
04 EAST BRUNSWICK TWP	506	15,962	19	55	621	105	10	9	3	21	1	317	38	11	152	17,830
05 EDISON TWP	927	25,474	0	6	886	326	75	88	1	43	23	530	122	3	144	28,648
06 HELMETTA BORO	36	870	0	0	11	0	1	0	1	0	0	75	2	0	2	998
07 HIGHLAND PARK BORO	89	3,056	0	0	182	6	56	1	1	9	1	80	42	0	12	3,535
08 JAMESBURG BORO	110	1,601	0	0	104	1	14	2	1	3	0	16	16	4	10	1,882
09 METUCHEN BORO	98	4,582	0	0	360	63	17	0	1	5	2	58	32	4	28	5,250
10 MIDDLESEX BORO	145	4,190	0	0	198	146	5	22	1	15	1	230	11	2	27	4,993
11 MILLTOWN BORO	60	2,387	0	0	93	3	5	0	1	5	1	59	12	0	18	2,644
12 MONROE TWP	2,168	20,391	146	291	193	54	5	3	4	15	1	871	32	4	264	24,442
13 NEW BRUNSWICK CITY	162	5,337	0	0	631	94	175	15	1	17	73	153	133	6	1,047	7,844
14 NORTH BRUNSWICK TWP	765	9,909	5	17	429	60	35	29	1	32	0	570	45	10	82	11,989
15 OLD BRIDGE TWP	739	18,456	32	125	494	56	29	7	4	19	1	711	47	5	108	20,833
16 PERTH AMBOY	271	7,717	0	0	780	69	181	29	1	30	2	215	157	9	54	9,515
17 PISCATAWAY TWP	310	13,536	6	9	271	193	28	7	4	30	55	429	35	9	123	15,045
18 PLAINSBORO TWP	50	5,495	16	60	118	2	11	3	1	5	3	61	11	2	154	5,992
19 SAYREVILLE BORO	433	11,940	1	3	408	57	25	0	1	8	3	315	17	8	117	13,336
20 SOUTH AMBOY CITY	134	2,728	0	0	148	8	7	0	1	3	0	47	10	1	136	3,223
21 SOUTH BRUNSWICK TWP	814	13,071	69	206	384	190	17	9	3	17	1	359	50	11	22	15,223
22 SOUTH PLAINFIELD BO	496	7,415	0	13	224	327	3	0	1	11	1	323	19	3	34	8,870
23 SOUTH RIVER BORO	243	4,324	0	0	187	25	24	2	1	2	1	236	89	5	12	5,151
24 SPOTSWOOD BORO	215	2,543	0	0	56	5	3	0	1	6	3	115	14	0	13	2,974
25 WOODBRIDGE TWP	612	26,435	0	0	1,087	166	108	53	1	48	1	754	87	30	123	29,505
** COUNTY TOTALS	9,655	215,691	341	870	8,216	2,098	866	306	38	357	177	7,012	1,088	128	2,809	249,652

CLASS 1: VACANT      CLASS 2: RESIDENTIAL      CLASS 3A: REGULAR FARM      CLASS 3B: QUALIFIED FARM      CLASS 4A: COMMERCIAL  
 CLASS 4B: INDUSTRIAL      CLASS 4C: APARTMENTS      CLASS 5: RAILROADS      CLASS 6: PERS. PROPERTY      CLASS 15A: PUBLIC SCHOOL  
 CLASS 15B: OTHER SCHOOL      CLASS 15C: PUBLIC PROP.      CLASS 15D: CHURCH & CHAR.      CLASS 15E: CEMETERIES      CLASS 15F: OTHER



## MIDDLESEX COUNTY

## 2019 RATABLE SUMMARY

MUNICIPALITY	CLASS 1	CLASS 2	CLASS 3A	CLASS 3B	CLASS 4A	CLASS 4B	CLASS 4C	PUB. UTIL.	TOTAL
CARTERET BORO	51,245,300	1,247,946,920	0	0	286,254,000	730,098,283	125,820,400	0	2,441,364,903
CRANBURY TWP	26,598,100	704,441,300	30,416,100	2,672,800	224,075,800	769,713,000	622,300	1,928,442	1,760,467,842
DUNELLEN BORO	1,656,900	559,917,700	0	0	69,589,200	16,364,800	7,727,400	25	655,256,025
EAST BRUNSWICK TWP	13,884,700	1,502,220,000	2,206,100	188,200	281,921,250	83,170,400	19,723,100	2,227,252	1,905,541,002
EDISON TWP	117,169,300	4,576,640,200	0	14,600	1,055,954,300	1,015,239,200	423,752,100	6,056,065	7,194,825,765
HELMETTA BORO	1,087,600	179,251,100	0	0	4,251,100	0	817,100	198,378	185,605,278
HIGHLAND PARK BORO	5,974,600	440,976,400	0	0	46,938,300	1,764,200	77,023,200	41	572,676,741
JAMESBURG BORO	2,465,500	196,585,900	0	0	29,602,000	700,000	7,436,600	1,289,094	238,079,094
METUCHEN BORO	9,294,800	841,230,300	0	0	124,694,800	36,370,900	47,269,500	0	1,058,860,300
MIDDLESEX BORO	5,441,600	391,018,700	0	0	32,251,900	53,848,400	9,851,200	588,875	493,000,675
MILLTOWN BORO	5,331,800	390,022,900	0	0	42,894,300	4,567,400	1,682,700	0	444,499,100
MONROE TWP	164,554,500	6,457,545,800	66,104,900	2,661,900	587,795,300	440,832,200	36,224,800	6,089,819	7,761,809,219
NEW BRUNSWICK CITY	24,984,000	1,447,698,500	0	0	1,014,003,300	314,713,500	584,086,000	10,000,000	3,395,485,300
NORTH BRUNSWICK TWP	43,147,500	1,578,813,800	1,182,300	36,100	394,855,200	286,815,400	201,325,800	0	2,506,176,100
OLD BRIDGE TWP	47,849,900	2,845,234,800	5,211,700	3,970,000	349,991,500	43,558,700	201,742,300	3,114,583	3,500,673,483
PERTH AMBOY	132,440,200	1,850,890,800	0	0	445,619,000	539,673,600	318,425,500	4,905,614	3,291,954,714
PISCATAWAY TWP	121,332,200	4,464,492,500	2,067,500	91,500	442,425,200	1,994,936,500	502,281,900	20,893,032	7,548,520,332
PLAINSBORO TWP	55,968,700	2,466,040,600	12,335,900	855,100	1,378,317,800	2,671,600	625,431,700	7,237,413	4,548,858,813
SAYREVILLE BORO	39,905,500	1,729,676,500	143,900	12,000	170,666,600	176,334,600	179,416,500	48	2,296,155,648
SOUTH AMBOY CITY	34,760,700	742,246,800	0	0	85,669,800	28,026,200	4,473,800	0	895,177,300
SOUTH BRUNSWICK TWP	76,097,400	2,503,223,100	13,135,200	1,663,800	354,358,800	791,894,200	88,993,700	6,085,307	3,835,451,507
SOUTH PLAINFIELD BO	13,571,254	909,481,969	0	82,500	172,397,321	309,257,488	21,777,800	1,923,008	1,428,491,340
SOUTH RIVER BORO	3,047,800	355,815,200	0	0	24,504,000	16,998,400	9,613,200	0	409,978,600
SPOTSWOOD BORO	6,481,300	649,690,600	0	0	59,152,500	18,364,800	7,055,300	0	740,744,500
WOODBIDGE TWP	41,664,200	2,052,866,300	0	0	620,374,200	280,854,100	193,679,800	4,054,492	3,193,493,092
COUNTY TOTALS	1,045,955,354	41,083,968,689	132,803,600	12,248,500	8,298,557,471	7,956,767,871	3,696,253,700	76,591,488	62,303,146,673

## Middlesex County Tax Assessors

District	Assessor	Municipal Address	Telephone
Carteret	Gerald Briscione	Borough of Carteret Municipal Building 100 Cooke Avenue, Carteret, NJ 07008	732-541-3820 Ext.3109
Cranbury	David Levy	Township of Cranbury Municipal Building 23-A No. Main Street, Cranbury, NJ 08512-3203	609-395-0900 Ext.235
Dunellen	Richard Gianchiglia	Borough of Dunellen Municipal Building 355 North Avenue, Dunellen, NJ 08812-1249	732-968-3323
East Brunswick	Frank Colon	East Brunswick Township Municipal Building 1 Jean Walling Civic Center, PO Box 1081 East Brunswick, NJ 08816-3529	732-390-6845
Edison	JoAnn Jimenez	Edison Township Municipal Building 100 Municipal Blvd. Edison, NJ 08817-3738	732-248-7211
Helmetta	Kenneth Pacera	Borough of Helmetta Municipal Building 51 Main Street Helmetta, NJ 08828	732-521-4946 Ext.102
Highland Park	Thomas Mancuso	Borough of Highland Park Municipal Building 221 South 5th Avenue, PO Box 1330 Highland Park, NJ 08904	732-819-3783
Jamesburg	Kenneth Pacera	Borough of Jamesburg Municipal Building 131 Perrineville Road, Jamesburg, NJ 08831-1672	732-521-2222 Ext.101
Metuchen	Anand (Andy) Verma	Borough of Metuchen Municipal Building 500 Main Street Metuchen, NJ 08840	732-632-8516
Middlesex	Thomas Reilly	Borough of Middlesex Municipal Building 1200 Mountain Avenue, Middlesex, NJ 08846	732-356-7400 Ext.270
Milltown	Sandy Potkulski	Borough of Milltown Municipal Building 39 Washington Avenue, Milltown, NJ 08850-1219	732-828-2100 Ext.142
Monroe	Mitchell Elias	Township of Monroe Municipal Building 1 Municipal Plaza, Monroe Twp., NJ 08831-1900	732-521-4400
New Brunswick	Philip Duchesneau	City of New Brunswick Municipal Building 78 Bayard Street, New Brunswick, NJ 08901-2113	732-745-5011
North Brunswick	Dianne Walker	Township of North Brunswick Municipal Building 710 Hermann Road North Brunswick, NJ 08902-2850	732-247-0922 Ext.465
Old Bridge	Brian Enright	Township of Old Bridge Municipal Building One Old Bridge Plaza, Old Bridge, NJ 08857-2497	732-721-5600 Ext.2700
Perth Amboy	William Fitzpatrick	City of Perth Amboy Municipal Building 260 High Street, Perth Amboy, NJ 08861-4451	732-826-0290 Ext.4029
Piscataway	Lisa Stephens	Township of Piscataway Municipal Building 455 Hoes Lane, Piscataway, NJ 08854-4147	732-562-2328
Plainsboro	Thomas Mancuso	Township of Plainsboro Municipal Building 641 Plainsboro Road, Plainsboro, NJ 08536-2008	609-799-0909 Ext.1410
Sayreville	Joseph Kupsch, Jr.	Borough of Sayreville Municipal Building 167 Main Street, Sayreville, NJ 08872-1149	732-390-7080
South Amboy	Brian Enright	City of South Amboy Municipal Building 140 No. Broadway, South Amboy, NJ 08879-1642	732-525-5986
South Brunswick	Mark Fitzpatrick	Township of South Brunswick Municipal Building 540 Ridge Road, PO Box 190 Monmouth Junction, NJ 08852-0190	732-329-4000 Ext.7230
South Plainfield	Mary Frances Hildebrandt	Borough of South Plainfield Municipal Building 2480 Plainfield Avenue, South Plainfield, NJ 07080-3531	908-226-7622
South River	Michael Frangella	Borough of South River Municipal Building 48 Washington Street, South River, NJ 08882-1247	732-257-1999 Ext.123
Spotswood	David Jasko	Borough of Spotswood Municipal Building 77 Summerhill Road, Spotswood, NJ 08884-1233	732-251-0700 Ext.835
Woodbridge	Richard Duda	Township of Woodbridge Municipal Building 1 Main Street, Woodbridge, NJ 07095-3352	732-634-4500 Ext.6410

## Middlesex County Tax Collectors


<b>District</b>	<b>Collectors</b>	<b>Municipal Address</b>	<b>Telephone</b>
Carteret	Patrick DeBlasio	Borough of Carteret Municipal Building 100 Cooke Avenue, Carteret, NJ 07008	732-541-3820 Ext.3101
Cranbury	Toni Mullen	Township of Cranbury Municipal Building 23-A No. Main Street, Cranbury, NJ 08512-3203	609-395-0900 Ext.228
Dunellen	Patti Dougherty	Borough of Dunellen Municipal Building 355 North Avenue, Dunellen, NJ 08812-1249	732-968-1226
East Brunswick	Michelle O'Hara	East Brunswick Township Municipal Building 1 Jean Walling Civic Center, PO Box 1081 East Brunswick, NJ 08816-3529	732-390-6835
Edison	Lina Vallejo	Edison Township Municipal Building 100 Municipal Blvd. Edison, NJ 08817-3738	732-248-7228
Helmetta	Tina McDermott	Borough of Helmetta Municipal Building 51 Main Street Helmetta, NJ 08828	732-521-4946 Ext.103
Highland Park	Maryann Amiano	Borough of Highland Park Municipal Building 221 South 5th Avenue, PO Box 1330 Highland Park, NJ 08904	732-819-3787
Jamesburg	Kevin Hatch	Borough of Jamesburg Municipal Building 131 Perrineville Road, Jamesburg, NJ 08831-1672	732-521-2222 Ext.108
Metuchen	Rebecca Cuthbert	Borough of Metuchen Municipal Building 500 Main Street Metuchen, NJ 08840	732-632-8512
Middlesex	Darcy Delvecchio	Borough of Middlesex Municipal Building 1200 Mountain Avenue, Middlesex, NJ 08846	732-356-7400 Ext.242
Milltown	Kelly McCormick	Borough of Milltown Municipal Building 39 Washington Avenue, Milltown, NJ 08850-1219	732-828-2100 Ext.128
Monroe	Luann McGraw-Rusell	Township of Monroe Municipal Building 1 Municipal Plaza, Monroe Twp., NJ 08831-1900	732-521-4400
New Brunswick	Marilyn Chetrancolo	City of New Brunswick Municipal Building 78 Bayard Street, New Brunswick, NJ 08901-2113	732-745-5030
North Brunswick	Laurie Hammarstrom	Township of North Brunswick Municipal Building 710 Hermann Road North Brunswick, NJ 08902-2850	732-247-0922 Ext.460
Old Bridge	Dawn Swoboda	Township of Old Bridge Municipal Building One Old Bridge Plaza, Old Bridge, NJ 08857-2497	732-721-5600 Ext.2950
Perth Amboy	Nancy Martin	City of Perth Amboy Municipal Building 260 High Street, Perth Amboy, NJ 08861-4451	732-826-0290 Ext.4022
Piscataway	Kathleen Silber	Township of Piscataway Municipal Building 455 Hoes Lane, Piscataway, NJ 08854-4147	732-562-2331
Plainsboro	Jesse Faasen	Township of Plainsboro Municipal Building 641 Plainsboro Road, Plainsboro, NJ 08536-2008	609-799-0909 Ext.1408
Sayreville	Sean Nolan	Borough of Sayreville Municipal Building 167 Main Street, Sayreville, NJ 08872-1149	732-390-7036
South Amboy	Joanne Katko	City of South Amboy Municipal Building 140 No. Broadway, South Amboy, NJ 08879-1642	732-525-5924
South Brunswick	Kathie Gilliland	Township of South Brunswick Municipal Building 540 Ridge Road, PO Box 190 Monmouth Junction, NJ 08852	732-329-4000 Ext.7307
South Plainfield	Kimberly Clifford	Borough of South Plainfield Municipal Building 2480 Plainfield Avenue, South Plainfield, NJ 07080-3531	908-226-7613
South River	Richard Dudas	Borough of South River Municipal Building 48 Washington Street, South River, NJ 08882-1247	732-257-1999 Ext.110
Spotswood	Shari Key	Borough of Spotswood Municipal Building 77 Summerhill Road, Spotswood, NJ 08884-1233	732-251-0700 Ext.831
Woodbridge	Richard Lorentzen	Township of Woodbridge Municipal Building 1 Main Street, Woodbridge, NJ 07095-3352	732-634-4500

# 2019 ABSTRACT OF RATABLES FOR THE COUNTY OF MIDDLESEX CERTIFICATION


TOTAL AMOUNT OF MISCELLANEOUS REVENUES (INCLUDING SURPLUS)	\$83,213,719.00
REVENUES APPROPRIATED ) FOR THE SUPPORT OF THE COUNTY BUDGET	
RATE PER \$100 TO BE APPLIED TO COLUMN 11 FOR APPORTIONMENT OF COUNTY TAXES	.35729233
NET COUNTY TAXES APPORTIONED (COLUMN 12Aiii)	401,702,000.00
ADJUSTMENTS (NET TOTAL COLUMN 12Ai)	1,070,814.36
NET OVERPAYMENTS ARE ADDED TO THE NET TAXES APPORTIONED	
NET UNDERPAYMENTS ARE DEDUCTED FROM THE NET TAXES APPORTIONED	
RATE PER \$100 TO BE APPLIED TO COLUMN 11 FOR APPORTIONMENT OF LIBRARY TAXES	0
RATE PER \$100 TO BE APPLIED TO COLUMN 11 FOR APPORTIONMENT OF HEALTH TAXES	0
RATE PER \$100 TO BE APPLIED TO COLUMN 11 FOR APPORTIONMENT OF OPEN SPACE TAXES	.03000000

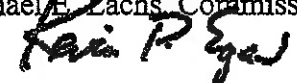
COUNTY PERCENTAGE LEVEL OF TAXABLE VALUE OF REAL PROPERTY IS 100%


## MIDDLESEX COUNTY BOARD OF TAXATION

ATTEST:   
 Ryan Riccio, Tax Administrator


  
 Richard Lorentzen, President

  
 Michael E. Fuchs, Commissioner

  
 Kevin P. Egan, Commissioner

  
 Richard Greene, Commissioner

I hereby certify this to be a true copy of the Abstract of Ratables and Exemptions for the County of MIDDLESEX, State of New Jersey for the year 2019 as filed with me by the MIDDLESEX County Board of Taxation.

  
 Giuseppe Pruiti  
 Chief Financial Officer

**Middlesex County Board of Chosen Freeholders**

Ronald G. Rios, *Director*

Charles E. Tomaro, *Deputy Director*

Kenneth Armwood, Charles Kenny, Leslie Koppel, Shanti Narra, Blanquita B. Valenti



Middlesex County Board of Taxation  
County Administration Building  
75 Bayard Street, 4<sup>th</sup> Floor  
New Brunswick, NJ 08901  
Phone: 732-745-3350 Fax: 732-745-3767

**[www.middlesexcountynj.gov](http://www.middlesexcountynj.gov)**