



# Section Three

---

## STATE & COUNTY ARREST SUMMARY

# TOTAL ARRESTS BY AGE - 2009

OFFENSES	UNDER 10	10-12	13-14	15	16	17	TOTAL UNDER 18	18	19	20	21
Murder	-	-	3	7	6	12	28	19	15	18	14
Rape	-	6	18	12	20	14	70	12	12	21	9
Robbery	-	43	234	299	401	464	1,441	397	299	242	208
Aggravated Assault	8	76	228	250	342	394	1,298	438	363	359	374
Burglary	8	81	281	293	379	383	1,425	399	376	303	260
Larceny-Theft	28	339	1,268	1,264	1,621	1,867	6,387	1,713	1,543	1,353	1,060
Motor Vehicle Theft	-	8	46	49	60	57	220	74	49	45	28
<b>SUBTOTAL INDEX OFFENSES</b>	<b>44</b>	<b>553</b>	<b>2,078</b>	<b>2,174</b>	<b>2,829</b>	<b>3,191</b>	<b>10,869</b>	<b>3,052</b>	<b>2,657</b>	<b>2,341</b>	<b>1,953</b>
Manslaughter	-	-	-	-	1	2	3	2	3	1	3
Simple Assault	38	301	913	810	882	862	3,806	818	806	917	969
Arson	8	26	72	31	18	20	175	12	14	11	7
Forgery and Counterfeiting	-	1	4	9	11	23	48	58	97	83	84
Fraud	-	-	18	12	22	74	126	152	219	230	198
Embezzlement	-	-	-	1	1	4	6	11	8	13	9
Stolen Property; Buying, Receiving, Possessing, etc.	3	32	157	225	256	271	944	299	250	186	172
Criminal/Malicious Mischief	27	269	760	489	456	596	2,597	410	310	260	264
Weapons; Carrying, Possessing, etc.	19	115	250	222	261	350	1,217	382	321	283	224
Prostitution and Commercialized Vice	-	3	3	2	3	5	16	28	36	42	48
Sex Offenses (Except Forcible Rape and Prostitution)	2	32	86	51	42	57	270	59	55	56	36
Drug Abuse Violations	4	31	483	923	1,495	2,636	5,572	3,913	3,948	3,487	2,808
Gambling	1	-	-	1	10	21	33	35	58	68	3
Offenses Against Family and Children	-	-	25	19	21	13	78	86	113	143	239
Driving Under the Influence	-	-	7	4	26	252	289	617	791	880	1,106
Liquor Laws	1	8	182	370	650	1,176	2,387	1,301	1,100	995	267
Disorderly Conduct	20	211	885	736	875	1,011	3,738	1,176	1,037	930	979
Vagrancy	-	1	9	5	5	10	30	21	22	30	27
All Other Offenses (Except Traffic)	109	422	1,347	1,370	1,828	2,162	7,238	3,867	5,458	6,031	6,239
Curfew and Loitering Law Violations	34	265	1,117	1,131	1,422	1,696	5,665	-	-	-	-
Runaways	83	199	924	906	918	786	3,816	-	-	-	-
<b>GRAND TOTAL</b>	<b>393</b>	<b>2,469</b>	<b>9,320</b>	<b>9,491</b>	<b>12,032</b>	<b>15,218</b>	<b>48,923</b>	<b>16,299</b>	<b>17,303</b>	<b>16,987</b>	<b>15,635</b>

# TOTAL ARRESTS BY AGE - 2009

22	23	24	25-29	30-34	35-39	40-44	45-49	50-54	55-59	60-64	65 AND OVER	TOTAL OVER 18	TOTAL ALL AGES
10	9	6	40	27	11	11	8	3	5	2	3	201	229
18	11	10	47	47	38	23	21	13	7	3	3	295	365
172	131	124	436	270	260	221	139	48	15	14	6	2,982	4,423
317	341	311	1,389	960	813	699	550	297	139	82	84	7,516	8,814
220	179	174	634	554	545	468	371	173	57	30	9	4,752	6,177
918	769	685	2,857	2,204	2,203	2,183	1,869	1,088	480	263	210	21,398	27,785
22	27	21	71	62	65	49	37	19	10	2	1	582	802
<b>1,677</b>	<b>1,467</b>	<b>1,331</b>	<b>5,474</b>	<b>4,124</b>	<b>3,935</b>	<b>3,654</b>	<b>2,995</b>	<b>1,641</b>	<b>713</b>	<b>396</b>	<b>316</b>	<b>37,726</b>	<b>48,595</b>
2	2	1	4	5	5	1	1	-	-	-	-	30	33
926	987	917	4,154	3,216	2,902	2,561	2,172	1,248	535	242	218	23,588	27,394
6	3	8	16	9	13	10	13	13	4	3	4	146	321
69	72	77	339	241	183	167	129	80	23	17	13	1,732	1,780
206	188	184	750	658	576	588	456	297	142	76	62	4,982	5,108
8	6	5	21	12	14	13	8	6	3	2	2	141	147
148	150	103	428	300	243	237	154	79	39	11	12	2,811	3,755
191	194	157	637	440	342	295	241	127	40	22	20	3,950	6,547
191	172	159	611	369	251	222	146	105	56	27	34	3,553	4,770
56	63	54	241	187	220	211	98	62	23	13	14	1,396	1,412
29	36	48	147	135	152	164	134	80	58	38	56	1,283	1,553
2,488	2,238	2,050	8,259	5,251	3,879	3,679	2,967	1,689	701	244	105	47,706	53,278
2	-	1	10	6	7	13	13	6	9	3	3	237	270
239	294	338	2,184	2,461	2,456	2,346	1,938	1,058	365	132	42	14,434	14,512
1,188	1,082	1,084	4,772	3,378	2,905	2,819	2,882	1,934	1,098	564	449	27,549	27,838
149	89	86	275	152	103	132	136	103	44	26	19	4,977	7,364
945	867	799	3,088	2,089	1,558	1,536	1,580	980	452	219	118	18,353	22,091
33	34	28	155	155	209	269	204	145	69	34	18	1,453	1,483
6,225	5,982	5,847	26,456	20,190	17,853	16,999	14,397	8,559	3,498	1,429	945	149,975	157,213
-	-	-	-	-	-	-	-	-	-	-	-	-	5,665
-	-	-	-	-	-	-	-	-	-	-	-	-	3,816
<b>14,778</b>	<b>13,926</b>	<b>13,277</b>	<b>58,021</b>	<b>43,378</b>	<b>37,806</b>	<b>35,916</b>	<b>30,664</b>	<b>18,212</b>	<b>7,872</b>	<b>3,498</b>	<b>2,450</b>	<b>346,022</b>	<b>394,945</b>

# COMPARISONS OF STATE ARRESTS - 2008/2009

OFFENSES	2008	2009	Percent Change
Murder	282	229	-19
Rape	378	365	-3
Robbery	4,428	4,423	*
Aggravated Assault	9,110	8,814	-3
Burglary	6,707	6,177	-8
Larceny-Theft	27,495	27,785	1
Motor Vehicle Theft	953	802	-16
<b>SUBTOTAL INDEX OFFENSES</b>	<b>49,353</b>	<b>48,595</b>	<b>-2</b>
Manslaughter	28	33	18
Simple Assault	27,307	27,394	*
Arson	412	321	-22
Forgery and Counterfeiting	1,881	1,780	-5
Fraud	5,184	5,108	-1
Embezzlement	162	147	-9
Stolen Property; Buying, Receiving, Possessing, etc.	4,231	3,755	-11
Criminal/Malicious Mischief	7,300	6,547	-10
Weapons; Carrying, Possessing, etc.	5,252	4,770	-9
Prostitution and Commercialized Vice	1,520	1,412	-7
Sex Offenses (Except Forcible Rape and Prostitution)	1,679	1,553	-8
Drug Abuse Violations	54,932	53,278	-3
Gambling	360	270	-25
Offenses Against Family and Children	15,711	14,512	-8
Driving Under the Influence	28,705	27,838	-3
Liquor Laws	8,039	7,364	-8
Disorderly Conduct	23,728	22,091	-7
Vagrancy	1,898	1,483	-22
All Other Offenses (Except Traffic)	164,490	157,213	-4
Curfew and Loitering Law Violations	4,747	5,665	19
Runaways	4,050	3,816	-6
<b>GRAND TOTAL</b>	<b>410,969</b>	<b>394,945</b>	<b>-4</b>

\* Less Than one-half of one percent

# ARREST TRENDS BY AGE GROUP - 2008/2009

OFFENSES	UNDER 18 YEARS OF AGE			18 YEARS OF AGE AND OVER		
	2008	2009	PERCENT CHANGE	2008	2009	PERCENT CHANGE
Murder	26	28	8	256	201	-21
Rape	63	70	11	315	295	-6
Robbery	1,466	1,441	-2	2,962	2,982	1
Aggravated Assault	1,453	1,298	-11	7,657	7,516	-2
Burglary	1,595	1,425	-11	5,112	4,752	-7
Larceny-Theft	6,416	6,387	*	21,079	21,398	2
Motor Vehicle Theft	240	220	-8	713	582	-18
<b>SUBTOTAL INDEX OFFENSES</b>	<b>11,259</b>	<b>10,869</b>	<b>-3</b>	<b>38,094</b>	<b>37,726</b>	<b>-1</b>
Manslaughter	3	3	0	25	30	20
Simple Assault	4,310	3,806	-12	22,997	23,588	3
Arson	245	175	-29	167	146	-13
Forgery and Counterfeiting	60	48	-20	1,821	1,732	-5
Fraud	142	126	-11	5,042	4,982	-1
Embezzlement	5	6	20	157	141	-10
Stolen Property; Buying, Receiving, Possessing, etc.	1,069	944	-12	3,162	2,811	-11
Criminal/Malicious Mischief	3,224	2,597	-19	4,076	3,950	-3
Weapons; Carrying, Possessing, etc.	1,454	1,217	-16	3,798	3,553	-6
Prostitution and Commercialized Vice	32	16	-50	1,488	1,396	-6
Sex Offenses (Except Forcible Rape and Prostitution)	323	270	-16	1,356	1,283	-5
Drug Abuse Violations	5,930	5,572	-6	49,002	47,706	-3
Gambling	52	33	-37	308	237	-23
Offenses Against Family and Children	153	78	-49	15,558	14,434	-7
Driving Under the Influence	369	289	-22	28,336	27,549	-3
Liquor Laws	2,640	2,387	-10	5,399	4,977	-8
Disorderly Conduct	4,431	3,738	-16	19,297	18,353	-5
Vagrancy	32	30	-6	1,866	1,453	-22
All Other Offenses (Except Traffic)	8,154	7,238	-11	156,336	149,975	-4
Curfew and Loitering Law Violations	4,747	5,665	19	-	-	-
Runaways	4,050	3,816	-6	-	-	-
<b>GRAND TOTAL</b>	<b>52,684</b>	<b>48,923</b>	<b>-7</b>	<b>358,285</b>	<b>346,022</b>	<b>-3</b>

# TOTAL ARREST TRENDS BY SEX - 2008/2009

OFFENSES	MALES						
	JUVENILE UNDER 18		ADULT OVER 18		TOTAL		TOTAL MALE PERCENT CHANGE
	2008	2009	2008	2009	2008	2009	
<b>Murder</b>	26	27	237	184	263	211	<b>-20</b>
<b>Rape</b>	60	69	310	289	370	358	<b>-3</b>
<b>Robbery</b>	1,338	1,280	2,572	2,580	3,910	3,860	<b>-1</b>
<b>Aggravated Assault</b>	1,123	1,030	5,960	5,744	7,083	6,774	<b>-4</b>
<b>Burglary</b>	1,383	1,257	4,469	4,027	5,852	5,284	<b>-10</b>
<b>Larceny-Theft</b>	3,668	3,632	12,856	12,208	16,524	15,840	<b>-4</b>
<b>Motor Vehicle Theft</b>	196	168	582	466	778	634	<b>-19</b>
<b>SUBTOTAL INDEX OFFENSES</b>	<b>7,794</b>	<b>7,463</b>	<b>26,986</b>	<b>25,498</b>	<b>34,780</b>	<b>32,961</b>	<b>-5</b>
<b>Manslaughter</b>	3	3	22	24	25	27	<b>8</b>
<b>Simple Assault</b>	2,795	2,479	17,233	17,447	20,028	19,926	<b>-1</b>
<b>Arson</b>	216	158	134	115	350	273	<b>-22</b>
<b>Forgery and Counterfeiting</b>	38	41	1,204	1,083	1,242	1,124	<b>-10</b>
<b>Fraud</b>	85	97	3,394	3,430	3,479	3,527	<b>1</b>
<b>Embezzlement</b>	1	2	87	76	88	78	<b>-11</b>
<b>Stolen Property; Buying, Receiving, Possessing, etc.</b>	946	779	2,481	2,180	3,427	2,959	<b>-14</b>
<b>Criminal/Malicious Mischief</b>	2,705	2,216	3,272	3,125	5,977	5,341	<b>-11</b>
<b>Weapons; Carrying, Possessing, etc.</b>	1,269	1,051	3,313	3,087	4,582	4,138	<b>-10</b>
<b>Prostitution and Commercialized Vice</b>	27	9	612	474	639	483	<b>-24</b>
<b>Sex Offenses (Except Forcible Rape and Prostitution)</b>	284	249	1,165	1,126	1,449	1,375	<b>-5</b>
<b>Drug Abuse Violations</b>	5,058	4,768	39,926	38,312	44,984	43,080	<b>-4</b>
<b>Gambling</b>	32	16	199	117	231	133	<b>-42</b>
<b>Offenses Against Family and Children</b>	110	56	13,773	12,856	13,883	12,912	<b>-7</b>
<b>Driving Under the Influence</b>	275	206	19,690	19,091	19,965	19,297	<b>-3</b>
<b>Liquor Laws</b>	1,744	1,565	4,001	3,722	5,745	5,287	<b>-8</b>
<b>Disorderly Conduct</b>	3,238	2,714	15,465	14,436	18,703	17,150	<b>-8</b>
<b>Vagrancy</b>	21	18	1,412	1,092	1,433	1,110	<b>-23</b>
<b>All Other Offenses (Except Traffic)</b>	6,138	5,550	119,604	114,460	125,742	120,010	<b>-5</b>
<b>Curfew and Loitering Law Violations</b>	3,380	3,856	-	-	3,380	3,856	<b>14</b>
<b>Runaways</b>	1,701	1,649	-	-	1,701	1,649	<b>-3</b>
<b>GRAND TOTAL</b>	<b>37,860</b>	<b>34,945</b>	<b>273,973</b>	<b>261,751</b>	<b>311,833</b>	<b>296,696</b>	<b>-5</b>

# TOTAL ARREST TRENDS BY SEX - 2008/2009

OFFENSES	FEMALES						
	JUVENILE UNDER 18		ADULT OVER 18		TOTAL		TOTAL FEMALE PERCENT CHANGE
	2008	2009	2008	2009	2008	2009	
Murder	-	1	19	17	19	18	-5
Rape	3	1	5	6	8	7	-13
Robbery	128	161	390	402	518	563	9
Aggravated Assault	330	268	1,697	1,772	2,027	2,040	1
Burglary	212	168	643	725	855	893	4
Larceny-Theft	2,748	2,755	8,223	9,190	10,971	11,945	9
Motor Vehicle Theft	44	52	131	116	175	168	-4
<b>SUBTOTAL INDEX OFFENSES</b>	<b>3,465</b>	<b>3,406</b>	<b>11,108</b>	<b>12,228</b>	<b>14,573</b>	<b>15,634</b>	<b>7</b>
Manslaughter	-	-	3	6	3	6	100
Simple Assault	1,515	1,327	5,764	6,141	7,279	7,468	3
Arson	29	17	33	31	62	48	-23
Forgery and Counterfeiting	22	7	617	649	639	656	3
Fraud	57	29	1,648	1,552	1,705	1,581	-7
Embezzlement	4	4	70	65	74	69	-7
Stolen Property; Buying, Receiving, Possessing, etc.	123	165	681	631	804	796	-1
Criminal/Malicious Mischief	519	381	804	825	1,323	1,206	-9
Weapons; Carrying, Possessing, etc.	185	166	485	466	670	632	-6
Prostitution and Commercialized Vice	5	7	876	922	881	929	5
Sex Offenses (Except Forcible Rape and Prostitution)	39	21	191	157	230	178	-23
Drug Abuse Violations	872	804	9,076	9,394	9,948	10,198	3
Gambling	20	17	109	120	129	137	6
Offenses Against Family and Children	43	22	1,785	1,578	1,828	1,600	-12
Driving Under the Influence	94	83	8,646	8,458	8,740	8,541	-2
Liquor Laws	896	822	1,398	1,255	2,294	2,077	-9
Disorderly Conduct	1,193	1,024	3,832	3,917	5,025	4,941	-2
Vagrancy	11	12	454	361	465	373	-20
All Other Offenses (Except Traffic)	2,016	1,688	36,732	35,515	38,748	37,203	-4
Curfew and Loitering Law Violations	1,367	1,809	-	-	1,367	1,809	32
Runaways	2,349	2,167	-	-	2,349	2,167	-8
<b>GRAND TOTAL</b>	<b>14,824</b>	<b>13,978</b>	<b>84,312</b>	<b>84,271</b>	<b>99,136</b>	<b>98,249</b>	<b>-1</b>

# TOTAL ARRESTS BY RACE - 2009

OFFENSES	TOTAL ARRESTS BY RACE			
	WHITE	BLACK	AMERICAN INDIAN OR ALASKAN NATIVE	ASIAN OR PACIFIC ISLANDER
Murder	62	166	-	1
Rape	219	138	-	8
Robbery	1,609	2,766	4	44
Aggravated Assault	4,664	4,006	18	126
Burglary	4,016	2,129	4	28
Larceny - Theft	17,506	9,576	51	652
Motor Vehicle Theft	469	325	2	6
<b>SUBTOTAL INDEX OFFENSES</b>	<b>28,545</b>	<b>19,106</b>	<b>79</b>	<b>865</b>
Manslaughter	22	11	-	-
Simple Assault	17,483	9,371	79	461
Arson	236	78	2	5
Forgery & Counterfeiting	1,120	626	8	26
Fraud	2,989	1,959	24	136
Embezzlement	94	46	-	7
Stolen Property; Buying, Receiving, Possessing, etc.	1,733	1,985	12	25
Criminal/Malicious Mischief	4,620	1,839	5	83
Weapons; Carrying, Possessing, etc.	2,252	2,467	6	45
Prostitution and Commercialized Vice	796	535	5	76
Sex Offenses (Except Forcible Rape and Prostitution)	1,101	399	4	49
Drug Abuse Violations	28,980	23,730	101	467
Gambling	211	41	2	16
Offenses Against Family and Children	7,994	6,402	15	101
Driving Under the Influence	23,370	3,704	69	695
Liquor Laws	6,537	709	14	104
Disorderly Conduct	13,568	8,264	68	191
Vagrancy	742	723	1	17
All Other Offenses (Except Traffic)	80,131	75,437	325	1,320
Curfew and Loitering Law Violations	2,360	3,284	5	16
Runaways	1,488	2,311	-	17
<b>GRAND TOTAL</b>	<b>226,372</b>	<b>163,027</b>	<b>824</b>	<b>4,722</b>



# TOTAL ARRESTS BY RACE - 2009

ADULT ARRESTS BY RACE				JUVENILE ARRESTS BY RACE			
WHITE	BLACK	AMERICAN INDIAN OR ALASKAN NATIVE	ASIAN OR PACIFIC ISLANDER	WHITE	BLACK	AMERICAN INDIAN OR ALASKAN NATIVE	ASIAN OR PACIFIC ISLANDER
62	138	-	1	-	28	-	-
185	103	-	7	34	35	-	1
1,226	1,722	3	31	383	1,044	1	13
4,070	3,315	18	113	594	691	-	13
3,179	1,549	4	20	837	580	-	8
13,944	6,927	41	486	3,562	2,649	10	166
367	208	2	5	102	117	-	1
<b>23,033</b>	<b>13,962</b>	<b>68</b>	<b>663</b>	<b>5,512</b>	<b>5,144</b>	<b>11</b>	<b>202</b>
20	10	-	-	2	1	-	-
15,554	7,535	71	428	1,929	1,836	8	33
110	34	1	1	126	44	1	4
1,079	621	6	26	41	5	2	-
2,906	1,918	23	135	83	41	1	1
92	43	-	6	2	3	-	1
1,433	1,349	11	18	300	636	1	7
2,786	1,112	4	48	1,834	727	1	35
1,614	1,904	6	29	638	563	-	16
788	527	5	76	8	8	-	-
944	289	3	47	157	110	1	2
25,335	21,888	93	390	3,645	1,842	8	77
184	37	2	14	27	4	-	2
7,930	6,389	15	100	64	13	-	1
23,104	3,688	68	689	266	16	1	6
4,353	544	8	72	2,184	165	6	32
11,335	6,790	63	165	2,233	1,474	5	26
720	715	1	17	22	8	-	-
76,152	72,261	310	1,252	3,979	3,176	15	68
-	-	-	-	2,360	3,284	5	16
-	-	-	-	1,488	2,311	-	17
<b>199,472</b>	<b>141,616</b>	<b>758</b>	<b>4,176</b>	<b>26,900</b>	<b>21,411</b>	<b>66</b>	<b>546</b>

# TOTAL ARRESTS BY ETHNIC ORIGIN - 2009

OFFENSES	TOTAL		ADULTS		JUVENILE	
	HISPANIC	NON HISPANIC	HISPANIC	NON HISPANIC	HISPANIC	NON HISPANIC
Murder	36	193	36	165	-	28
Rape	108	257	97	198	11	59
Robbery	877	3,546	614	2,368	263	1,178
Aggravated Assault	2,076	6,738	1,828	5,688	248	1,050
Burglary	1,059	5,118	844	3,908	215	1,210
Larceny - Theft	5,005	22,780	3,940	17,458	1,065	5,322
Motor Vehicle Theft	140	662	101	481	39	181
<b>SUBTOTAL INDEX OFFENSES</b>	<b>9,301</b>	<b>39,294</b>	<b>7,460</b>	<b>30,266</b>	<b>1,841</b>	<b>9,028</b>
Manslaughter	5	28	5	25	-	3
Simple Assault	5,806	21,588	5,142	18,446	664	3,142
Arson	55	266	26	120	29	146
Forgery & Counterfeiting	430	1,350	424	1,308	6	42
Fraud	752	4,356	730	4,252	22	104
Embezzlement	22	125	22	119	-	6
Stolen Property; Buying, Receiving, Possessing, etc.	736	3,019	580	2,231	156	788
Criminal/Malicious Mischief	1,213	5,334	748	3,202	465	2,132
Weapons; Carrying, Possessing, etc.	900	3,870	619	2,934	281	936
Prostitution and Commercialized Vice	397	1,015	393	1,003	4	12
Sex Offenses (Except Forcible Rape and Prostitution)	477	1,076	411	872	66	204
Drug Abuse Violations	7,572	45,706	6,796	40,910	776	4,796
Gambling	85	185	76	161	9	24
Offenses Against Family and Children	2,014	12,498	1,999	12,435	15	63
Driving Under the Influence	5,319	22,519	5,297	22,252	22	267
Liquor Laws	755	6,609	515	4,462	240	2,147
Disorderly Conduct	3,650	18,441	3,040	15,313	610	3,128
Vagrancy	154	1,329	152	1,301	2	28
All Other Offenses (Except Traffic)	24,878	132,335	23,684	126,291	1,194	6,044
Curfew and Loitering Law Violations	1,519	4,146	-	-	1,519	4,146
Runaways	988	2,828	-	-	988	2,828
<b>GRAND TOTAL</b>	<b>67,028</b>	<b>327,917</b>	<b>58,119</b>	<b>287,903</b>	<b>8,909</b>	<b>40,014</b>

# COUNTY ARRESTS BY ETHNIC ORIGIN - 2009

COUNTY	TOTAL		ADULTS		JUVENILE	
	HISPANIC	NON HISPANIC	HISPANIC	NON HISPANIC	HISPANIC	NON HISPANIC
Atlantic	2,636	15,016	2,295	13,201	341	1815
Bergen	4,813	16,622	4,051	13,803	762	2819
Burlington	1,349	19,997	1,243	17,960	106	2037
Camden	5,173	27,240	3,627	21,515	1546	5725
Cape May	553	7,822	491	7,042	62	780
Cumberland	2,883	7,326	2,500	6,252	383	1074
Essex	5,671	41,822	5,353	38,163	318	3659
Gloucester	790	16,793	711	15,380	79	1413
Hudson	10,761	15,214	9,339	14,223	1422	991
Hunterdon	331	3,157	311	2,833	20	324
Mercer	2,410	21,876	2,033	18,652	377	3224
Middlesex	6,198	19,971	5,606	17,782	592	2189
Monmouth	2,988	27,558	2,705	23,920	283	3638
Morris	2,158	11,278	1,898	9,784	260	1494
Ocean	1,918	16,364	1,703	14,483	215	1881
Passaic	6,782	12,381	5,469	10,541	1313	1840
Salem	437	5,628	420	5,067	17	561
Somerset	1,516	6,970	1,305	5,486	211	1484
Sussex	412	4,523	356	4,013	56	510
Union	4,551	15,872	4,088	13,896	463	1976
Warren	260	4,107	235	3,764	25	343

# TOTAL ARRESTS BY COUNTY - 2009

OFFENSES	Atlantic	Bergen	Burlington	Camden	Cape May	Cumberland	Essex	Gloucester
Murder	12	5	7	27	2	8	57	-
Rape	16	16	14	43	16	11	43	16
Robbery	232	193	119	359	37	149	910	84
Aggravated Assault	486	494	304	954	154	364	1,288	296
Burglary	299	396	298	538	199	393	663	254
Larceny - Theft	1,931	2,597	1,503	2,136	579	1,283	1,569	1,400
Motor Vehicle Theft	36	54	34	63	12	37	49	27
<b>SUBTOTAL INDEX OFFENSES</b>	<b>3,012</b>	<b>3,755</b>	<b>2,279</b>	<b>4,120</b>	<b>999</b>	<b>2,245</b>	<b>4,579</b>	<b>2,077</b>
Manslaughter	2	1	3	3	1	-	5	1
Simple Assault	1,567	1,915	1,321	2,423	472	1,177	2,406	1,127
Arson	21	22	14	22	15	9	37	14
Forgery & Counterfeiting	84	175	107	133	36	43	130	68
Fraud	171	616	152	309	101	60	288	155
Embezzlement	-	21	2	9	-	1	1	7
Stolen Property; Buying, Receiving, Possessing, etc.	135	271	153	364	54	105	766	183
Criminal/Malicious Mischief	293	444	385	499	136	253	518	233
Weapons; Carrying, Possessing, etc.	256	237	254	413	61	146	812	145
Prostitution and Commercialized Vice	233	80	37	38	-	98	320	2
Sex Offenses (Except Forcible Rape and Prostitution)	49	159	63	100	46	62	163	28
Drug Abuse Violations	2,250	3,385	2,120	4,114	823	1,167	10,570	1,496
Gambling	196	33	-	-	-	-	11	-
Offenses Against Family and Children	841	702	1,015	94	323	37	75	1,219
Driving Under the Influence	1,780	2,330	1,847	1,931	740	1,172	979	1,116
Liquor Laws	151	855	538	266	550	41	268	284
Disorderly Conduct	610	973	328	1,475	1,064	525	1,629	825
Vagrancy	130	16	-	6	4	-	849	5
All Other Offenses (Except Traffic)	5,477	5,235	10,627	11,885	2,919	2,943	22,563	8,492
Curfew and Loitering Law Violations	297	41	64	3,598	21	116	14	89
Runaways	97	169	37	611	10	9	510	17
<b>SUBTOTAL NONINDEX OFFENSES</b>	<b>14,640</b>	<b>17,680</b>	<b>19,067</b>	<b>28,293</b>	<b>7,376</b>	<b>7,964</b>	<b>42,914</b>	<b>15,506</b>
<b>GRAND TOTAL</b>	<b>17,652</b>	<b>21,435</b>	<b>21,346</b>	<b>32,413</b>	<b>8,375</b>	<b>10,209</b>	<b>47,493</b>	<b>17,583</b>

# TOTAL ARRESTS BY COUNTY - 2009

Hudson	Hunter-don	Mercer	Middle-sex	Mon-mouth	Morris	Ocean	Passaic	Salem	Somer-set	Sussex	Union	Warren
31	-	19	14	16	1	3	17	-	1	2	4	2
10	2	32	26	26	11	14	47	2	1	1	16	2
552	5	264	270	286	57	113	258	45	44	7	377	7
808	46	412	536	505	232	365	790	74	74	65	377	81
315	58	329	410	551	214	289	337	80	101	114	278	49
1,639	177	1,355	2,335	2,432	1,060	1,200	1,446	284	970	295	1,208	233
57	7	21	77	67	32	49	63	10	48	16	21	17
<b>3,412</b>	<b>295</b>	<b>2,432</b>	<b>3,668</b>	<b>3,883</b>	<b>1,607</b>	<b>2,033</b>	<b>2,958</b>	<b>495</b>	<b>1,239</b>	<b>500</b>	<b>2,281</b>	<b>391</b>
3	-	-	1	2	-	6	4	-	-	-	-	1
1,888	258	1,454	1,733	2,019	886	1,839	1,566	362	778	408	1,485	244
30	2	11	9	22	16	26	16	8	6	6	9	5
101	10	112	107	132	88	111	48	20	32	15	76	20
181	27	271	264	228	203	138	121	10	55	95	237	34
13	1	20	40	16	4	5	2	-	1	-	4	-
278	23	154	244	247	112	98	154	41	45	26	264	18
375	96	241	545	615	359	416	290	120	168	96	339	91
336	64	276	297	292	133	172	312	59	55	43	292	31
106	3	49	42	46	15	15	133	5	21	2	163	2
138	22	69	118	87	64	75	128	13	36	14	80	17
3,179	675	3,929	2,771	3,689	1,889	2,297	2,955	542	845	561	3,256	354
5	-	2	6	1	1	-	10	-	-	-	5	-
1,744	25	1,241	2,388	1,869	38	41	102	1,278	368	369	62	544
753	642	1,168	2,234	2,369	1,792	2,262	1,247	315	886	563	1,112	366
104	77	273	434	1,242	436	795	309	54	159	79	248	79
1,059	135	1,682	1,178	1,958	868	1,567	1,368	508	436	147	1,252	148
8	-	29	51	64	8	7	2	2	3	-	2	2
11,712	1,120	9,992	9,974	11,302	4,813	6,225	6,483	2,193	3,206	2,003	8,866	2,009
379	10	195	15	300	14	88	23	26	33	4	327	11
171	3	686	50	163	90	66	932	14	114	4	63	-
<b>22,563</b>	<b>3,193</b>	<b>21,854</b>	<b>22,501</b>	<b>26,663</b>	<b>11,829</b>	<b>16,249</b>	<b>16,205</b>	<b>5,570</b>	<b>7,247</b>	<b>4,435</b>	<b>18,142</b>	<b>3,976</b>
<b>25,975</b>	<b>3,488</b>	<b>24,286</b>	<b>26,169</b>	<b>30,546</b>	<b>13,436</b>	<b>18,282</b>	<b>19,163</b>	<b>6,065</b>	<b>8,486</b>	<b>4,935</b>	<b>20,423</b>	<b>4,367</b>

# ADULT ARRESTS BY COUNTY - 2009

OFFENSES	Atlantic	Bergen	Burlington	Camden	Cape May	Cumberland	Essex	Gloucester
Murder	10	5	6	25	2	8	48	-
Rape	14	14	11	34	13	10	30	12
Robbery	169	146	92	258	33	114	555	70
Aggravated Assault	436	393	234	807	136	275	1,123	245
Burglary	233	274	244	419	151	293	535	195
Larceny - Theft	1,475	1,953	1,178	1,744	448	1,047	1,211	1,116
Motor Vehicle Theft	28	43	29	54	8	23	28	21
<b>SUBTOTAL INDEX OFFENSES</b>	<b>2,365</b>	<b>2,828</b>	<b>1,794</b>	<b>3,341</b>	<b>791</b>	<b>1,770</b>	<b>3,530</b>	<b>1,659</b>
Manslaughter	2	1	3	3	1	-	3	1
Simple Assault	1,316	1,667	1,071	2,010	408	1,020	2,169	978
Arson	8	6	3	11	3	6	10	2
Forgery & Counterfeiting	83	166	107	130	35	41	130	65
Fraud	170	602	150	299	96	58	284	150
Embezzlement	-	21	2	9	-	-	1	7
Stolen Property; Buying, Receiving, Possessing, etc.	109	226	112	288	42	79	526	145
Criminal/Malicious Mischief	176	213	253	309	91	163	393	155
Weapons; Carrying, Possessing, etc.	197	178	170	331	40	104	691	100
Prostitution and Commercialized Vice	228	79	37	36	-	98	318	2
Sex Offenses (Except Forcible Rape and Prostitution)	40	140	48	87	38	49	137	21
Drug Abuse Violations	2,047	2,904	1,865	3,649	692	1,062	9,954	1,315
Gambling	165	33	-	-	-	-	9	-
Offenses Against Family and Children	841	698	1,014	89	321	36	67	1,217
Driving Under the Influence	1,772	2,296	1,839	1,909	724	1,163	978	1,104
Liquor Laws	109	351	366	152	458	32	176	223
Disorderly Conduct	489	676	258	1,093	924	377	1,384	697
Vagrancy	128	15	-	3	1	-	846	2
All Other Offenses (Except Traffic)	5,251	4,754	10,111	11,393	2,868	2,694	21,910	8,248
Curfew and Loitering Law Violations	-	-	-	-	-	-	-	-
Runaways	-	-	-	-	-	-	-	-
<b>SUBTOTAL NONINDEX OFFENSES</b>	<b>13,131</b>	<b>15,026</b>	<b>17,409</b>	<b>21,801</b>	<b>6,742</b>	<b>6,982</b>	<b>39,986</b>	<b>14,432</b>
<b>GRAND TOTAL</b>	<b>15,496</b>	<b>17,854</b>	<b>19,203</b>	<b>25,142</b>	<b>7,533</b>	<b>8,752</b>	<b>43,516</b>	<b>16,091</b>

# ADULT ARRESTS BY COUNTY - 2009

Hudson	Hunter-don	Mercer	Middle-sex	Mon-mouth	Morris	Ocean	Passaic	Salem	Somer-set	Sussex	Union	Warren
21	-	17	14	15	1	3	16	-	1	2	4	2
7	2	31	23	19	9	14	33	2	-	1	14	2
353	5	179	198	188	41	94	166	32	33	7	219	7
714	39	376	449	400	196	313	715	64	53	51	327	68
271	49	219	318	409	166	207	280	56	56	95	231	40
1,408	139	964	1,703	1,775	845	922	1,143	244	649	232	884	180
39	6	18	50	29	22	34	57	6	39	15	17	11
<b>2,813</b>	<b>240</b>	<b>1,804</b>	<b>2,755</b>	<b>2,835</b>	<b>1,280</b>	<b>1,587</b>	<b>2,410</b>	<b>404</b>	<b>831</b>	<b>403</b>	<b>1,696</b>	<b>310</b>
3	-	-	1	2	-	5	4	-	-	-	-	1
1,746	229	1,154	1,499	1,806	785	1,609	1,271	300	606	346	1,319	214
28	2	5	4	3	11	20	6	5	-	6	2	4
100	9	108	105	124	86	108	48	20	29	13	75	19
179	26	254	248	218	193	133	120	10	55	92	234	34
13	1	17	39	15	4	5	2	-	1	-	4	-
218	20	87	189	168	82	85	124	30	30	22	194	18
257	44	120	311	344	195	296	147	72	72	50	207	50
252	48	159	213	213	96	131	202	46	38	27	212	23
106	3	49	41	45	15	15	133	5	21	2	159	2
104	21	62	99	68	55	57	109	9	22	12	68	15
2,894	593	3,455	2,481	3,173	1,585	1,956	2,684	503	725	476	2,981	307
5	-	2	6	1	1	-	10	-	-	-	5	-
1,740	24	1,241	2,388	1,867	38	41	58	1,278	366	369	61	543
751	635	1,155	2,219	2,331	1,772	2,219	1,244	312	877	546	1,108	361
76	67	185	284	904	240	595	235	41	92	44	172	54
902	112	1,469	907	1,641	681	1,364	1,211	364	272	97	976	123
5	-	29	50	62	8	1	2	1	3	-	2	-
11,370	1,070	9,330	9,549	10,805	4,555	5,959	5,990	2,087	2,751	1,864	8,509	1,921
-	-	-	-	-	-	-	-	-	-	-	-	-
-	-	-	-	-	-	-	-	-	-	-	-	-
<b>20,749</b>	<b>2,904</b>	<b>18,881</b>	<b>20,633</b>	<b>23,790</b>	<b>10,402</b>	<b>14,599</b>	<b>13,600</b>	<b>5,083</b>	<b>5,960</b>	<b>3,966</b>	<b>16,288</b>	<b>3,689</b>
<b>23,562</b>	<b>3,144</b>	<b>20,685</b>	<b>23,388</b>	<b>26,625</b>	<b>11,682</b>	<b>16,186</b>	<b>16,010</b>	<b>5,487</b>	<b>6,791</b>	<b>4,369</b>	<b>17,984</b>	<b>3,999</b>

# JUVENILE ARRESTS BY COUNTY - 2009

OFFENSES	Atlantic	Bergen	Burlington	Camden	Cape May	Cumberland	Essex	Gloucester
Murder	2	-	1	2	-	-	9	-
Rape	2	2	3	9	3	1	13	4
Robbery	63	47	27	101	4	35	355	14
Aggravated Assault	50	101	70	147	18	89	165	51
Burglary	66	122	54	119	48	100	128	59
Larceny - Theft	456	644	325	392	131	236	358	284
Motor Vehicle Theft	8	11	5	9	4	14	21	6
<b>SUBTOTAL INDEX OFFENSES</b>	<b>647</b>	<b>927</b>	<b>485</b>	<b>779</b>	<b>208</b>	<b>475</b>	<b>1,049</b>	<b>418</b>
Manslaughter	-	-	-	-	-	-	2	-
Simple Assault	251	248	250	413	64	157	237	149
Arson	13	16	11	11	12	3	27	12
Forgery & Counterfeiting	1	9	-	3	1	2	-	3
Fraud	1	14	2	10	5	2	4	5
Embezzlement	-	-	-	-	-	1	-	-
Stolen Property; Buying, Receiving, Possessing, etc.	26	45	41	76	12	26	240	38
Criminal/Malicious Mischief	117	231	132	190	45	90	125	78
Weapons; Carrying, Possessing, etc.	59	59	84	82	21	42	121	45
Prostitution and Commercialized Vice	5	1	-	2	-	-	2	-
Sex Offenses (Except Forcible Rape and Prostitution)	9	19	15	13	8	13	26	7
Drug Abuse Violations	203	481	255	465	131	105	616	181
Gambling	31	-	-	-	-	-	2	-
Offenses Against Family and Children	-	4	1	5	2	1	8	2
Driving Under the Influence	8	34	8	22	16	9	1	12
Liquor Laws	42	504	172	114	92	9	92	61
Disorderly Conduct	121	297	70	382	140	148	245	128
Vagrancy	2	1	-	3	3	-	3	3
All Other Offenses (Except Traffic)	226	481	516	492	51	249	653	244
Curfew and Loitering Law Violations	297	41	64	3,598	21	116	14	89
Runaways	97	169	37	611	10	9	510	17
<b>SUBTOTAL NONINDEX OFFENSES</b>	<b>1,509</b>	<b>2,654</b>	<b>1,658</b>	<b>6,492</b>	<b>634</b>	<b>982</b>	<b>2,928</b>	<b>1,074</b>
<b>GRAND TOTAL</b>	<b>2,156</b>	<b>3,581</b>	<b>2,143</b>	<b>7,271</b>	<b>842</b>	<b>1,457</b>	<b>3,977</b>	<b>1,492</b>



# JUVENILE ARRESTS BY COUNTY - 2009

Hudson	Hunterdon	Mercer	Middlesex	Monmouth	Morris	Ocean	Passaic	Salem	Somerset	Sussex	Union	Warren
10	-	2	-	1	-	-	1	-	-	-	-	-
3	-	1	3	7	2	-	14	-	1	-	2	-
199	-	85	72	98	16	19	92	13	11	-	158	-
94	7	36	87	105	36	52	75	10	21	14	50	13
44	9	110	92	142	48	82	57	24	45	19	47	9
231	38	391	632	657	215	278	303	40	321	63	324	53
18	1	3	27	38	10	15	6	4	9	1	4	6
<b>599</b>	<b>55</b>	<b>628</b>	<b>913</b>	<b>1,048</b>	<b>327</b>	<b>446</b>	<b>548</b>	<b>91</b>	<b>408</b>	<b>97</b>	<b>585</b>	<b>81</b>
-	-	-	-	-	-	1	-	-	-	-	-	-
142	29	300	234	213	101	230	295	62	172	62	166	30
2	-	6	5	19	5	6	10	3	6	-	7	1
1	1	4	2	8	2	3	-	-	3	2	1	1
2	1	17	16	10	10	5	1	-	-	3	3	-
-	-	3	1	1	-	-	-	-	-	-	-	-
60	3	67	55	79	30	13	30	11	15	4	70	-
118	52	121	234	271	164	120	143	48	96	46	132	41
84	16	117	84	79	37	41	110	13	17	16	80	8
-	-	-	1	1	-	-	-	-	-	-	4	-
34	1	7	19	19	9	18	19	4	14	2	12	2
285	82	474	290	516	304	341	271	39	120	85	275	47
-	-	-	-	-	-	-	-	-	-	-	-	-
4	1	-	-	2	-	-	44	-	2	-	1	1
2	7	13	15	38	20	43	3	3	9	17	4	5
28	10	88	150	338	196	200	74	13	67	35	76	25
157	23	213	271	317	187	203	157	144	164	50	276	25
3	-	-	1	2	-	6	-	1	-	-	-	2
342	50	662	425	497	258	266	493	106	455	139	357	88
379	10	195	15	300	14	88	23	26	33	4	327	11
171	3	686	50	163	90	66	932	14	114	4	63	-
<b>1,814</b>	<b>289</b>	<b>2,973</b>	<b>1,868</b>	<b>2,873</b>	<b>1,427</b>	<b>1,650</b>	<b>2,605</b>	<b>487</b>	<b>1,287</b>	<b>469</b>	<b>1,854</b>	<b>287</b>
<b>2,413</b>	<b>344</b>	<b>3,601</b>	<b>2,781</b>	<b>3,921</b>	<b>1,754</b>	<b>2,096</b>	<b>3,153</b>	<b>578</b>	<b>1,695</b>	<b>566</b>	<b>2,439</b>	<b>368</b>

# COMPARATIVE ARRESTS BY COUNTY

## 2008/2009

COUNTY	2008 TOTAL	2009 TOTAL	PERCENT CHANGE	2009 RATE PER 1,000 INHABITANTS
ATLANTIC	18,458	17,652	-4	65.2
BERGEN	22,180	21,435	-3	24.0
BURLINGTON	22,257	21,346	-4	47.9
CAMDEN	32,716	32,413	-1	62.7
CAPE MAY	9,494	8,375	-12	87.4
CUMBERLAND	9,773	10,209	4	65.1
ESSEX	50,813	47,493	-7	61.6
GLOUCESTER	18,143	17,583	-3	61.1
HUDSON	29,402	25,975	-12	43.6
HUNTERDON	3,949	3,488	-12	27.0
MERCER	23,648	24,286	3	66.6
MIDDLESEX	26,718	26,169	-2	33.2
MONMOUTH	33,128	30,546	-8	47.5
MORRIS	13,431	13,436	*	27.6
OCEAN	20,183	18,282	-9	32.1
PASSAIC	21,444	19,163	-11	39.0
SALEM	5,028	6,065	21	91.7
SOMERSET	8,658	8,486	-2	26.1
SUSSEX	4,827	4,935	2	32.7
UNION	20,448	20,423	*	39.0
WARREN	4,679	4,367	-7	39.7

\* Less Than one-half of one percent

# ADULT AND JUVENILE ARRESTS BY COUNTY

## MALE - FEMALE - 2009

COUNTY	TOTAL		ADULTS		JUVENILES	
	MALE	FEMALE	MALE	FEMALE	MALE	FEMALE
<b>Atlantic</b>	<b>11,786</b>	<b>5,866</b>	10,338	5,158	1,448	708
<b>Bergen</b>	<b>16,205</b>	<b>5,230</b>	13,527	4,327	2,678	903
<b>Burlington</b>	<b>14,718</b>	<b>6,628</b>	13,199	6,004	1,519	624
<b>Camden</b>	<b>23,582</b>	<b>8,831</b>	18,620	6,522	4,962	2,309
<b>Cape May</b>	<b>6,137</b>	<b>2,238</b>	5,552	1,981	585	257
<b>Cumberland</b>	<b>6,157</b>	<b>4,052</b>	5,268	3,484	889	568
<b>Essex</b>	<b>37,686</b>	<b>9,807</b>	34,535	8,981	3,151	826
<b>Gloucester</b>	<b>13,022</b>	<b>4,561</b>	11,945	4,146	1,077	415
<b>Hudson</b>	<b>21,536</b>	<b>4,439</b>	19,678	3,884	1,858	555
<b>Hunterdon</b>	<b>2,443</b>	<b>1,045</b>	2,190	954	253	91
<b>Mercer</b>	<b>19,074</b>	<b>5,212</b>	16,624	4,061	2,450	1,151
<b>Middlesex</b>	<b>19,949</b>	<b>6,220</b>	17,899	5,489	2,050	731
<b>Monmouth</b>	<b>22,593</b>	<b>7,953</b>	19,739	6,886	2,854	1,067
<b>Morris</b>	<b>10,081</b>	<b>3,355</b>	8,776	2,906	1,305	449
<b>Ocean</b>	<b>13,423</b>	<b>4,859</b>	11,840	4,346	1,583	513
<b>Passaic</b>	<b>14,685</b>	<b>4,478</b>	12,641	3,369	2,044	1,109
<b>Salem</b>	<b>4,166</b>	<b>1,899</b>	3,771	1,716	395	183
<b>Somerset</b>	<b>6,137</b>	<b>2,349</b>	5,010	1,781	1,127	568
<b>Sussex</b>	<b>3,205</b>	<b>1,730</b>	2,839	1,530	366	200
<b>Union</b>	<b>16,209</b>	<b>4,214</b>	14,331	3,653	1,878	561
<b>Warren</b>	<b>3,107</b>	<b>1,260</b>	2,848	1,151	259	109

# COUNTY ARRESTS BY RACE - 2009

COUNTY	TOTAL ARRESTS BY RACE			
	WHITE	BLACK	AMERICAN INDIAN OR ALASKAN NATIVE	ASIAN OR PACIFIC ISLANDER
Atlantic	10,765	6,610	27	250
Bergen	15,871	4,555	87	922
Burlington	11,694	9,439	21	192
Camden	17,412	14,824	33	144
Cape May	7,165	1,179	4	27
Cumberland	5,882	4,309	6	12
Essex	10,736	36,529	94	134
Gloucester	12,173	5,343	6	61
Hudson	14,025	11,480	46	424
Hunterdon	3,068	361	15	44
Mercer	8,138	15,932	12	204
Middlesex	16,230	8,930	41	968
Monmouth	20,997	9,321	27	201
Morris	11,088	2,111	38	199
Ocean	15,853	2,357	18	54
Passaic	12,228	6,741	38	156
Salem	2,697	3,362	3	3
Somerset	5,367	2,911	44	164
Sussex	4,602	310	5	18
Union	9,035	11,178	30	180
Warren	3,656	592	94	25

# COUNTY ARRESTS BY RACE - 2009

ADULT ARRESTS BY RACE				JUVENILE ARRESTS BY RACE			
WHITE	BLACK	AMERICAN INDIAN OR ALASKAN NATIVE	ASIAN OR PACIFIC ISLANDER	WHITE	BLACK	AMERICAN INDIAN OR ALASKAN NATIVE	ASIAN OR PACIFIC ISLANDER
9,531	5,706	25	234	1,234	904	2	16
13,177	3,837	69	771	2,694	718	18	151
10,457	8,554	13	179	1,237	885	8	13
14,594	10,419	28	101	2,818	4,405	5	43
6,434	1,071	4	24	731	108	-	3
5,160	3,575	5	12	722	734	1	-
10,010	33,311	90	105	726	3,218	4	29
11,146	4,887	3	55	1,027	456	3	6
12,432	10,675	42	413	1,593	805	4	11
2,757	331	15	41	311	30	-	3
7,056	13,433	12	184	1,082	2,499	-	20
14,503	8,007	39	839	1,727	923	2	129
18,571	7,842	25	187	2,426	1,479	2	14
9,627	1,843	34	178	1,461	268	4	21
13,995	2,127	16	48	1,858	230	2	6
10,177	5,654	38	141	2,051	1,087	-	15
2,458	3,023	3	3	239	339	-	-
4,385	2,241	38	127	982	670	6	37
4,077	273	4	15	525	37	1	3
7,989	9,809	28	158	1,046	1,369	2	22
3,337	547	93	22	319	45	1	3

# POLICE DISPOSITION OF JUVENILES TAKEN INTO CUSTODY BY COUNTY - 2009

COUNTY		HANDLED WITHIN DEPARTMENT & RELEASED	REFERRED TO JUVENILE COURT OR PROBATION DEPARTMENT	REFERRED TO WELFARE AGENCY	REFERRED TO OTHER POLICE AGENCY	REFERRED TO CRIMINAL OR ADULT COURT	TOTAL POLICE DISPOSITION OF JUVENILES
<b>Atlantic</b>	Number	524	1,400	1	11	220	2,156
	Percent Distribution	24.3	64.9	-	0.5	10.2	—
<b>Bergen</b>	Number	1,250	2,272	11	4	44	3,581
	Percent Distribution	34.9	63.4	0.3	0.1	1.2	—
<b>Burlington</b>	Number	506	1,599	9	5	24	2,143
	Percent Distribution	23.6	74.6	0.4	0.2	1.1	—
<b>Camden</b>	Number	4,570	2,571	1	1	128	7,271
	Percent Distribution	62.9	35.4	-	0.0	1.8	—
<b>Cape May</b>	Number	216	610	-	2	14	842
	Percent Distribution	25.7	72.4	0.0	0.2	1.7	—
<b>Cumberland</b>	Number	122	1,304	-	4	27	1,457
	Percent Distribution	8.4	89.5	0.0	0.3	1.9	—
<b>Essex</b>	Number	1,217	2,724	10	13	13	3,977
	Percent Distribution	30.6	68.5	0.3	0.3	0.3	—
<b>Gloucester</b>	Number	499	974	-	10	9	1,492
	Percent Distribution	33.4	65.3	0.0	0.7	0.6	—
<b>Hudson</b>	Number	951	1,426	9	8	19	2,413
	Percent Distribution	39.4	59.1	0.4	0.3	0.8	—
<b>Hunterdon</b>	Number	93	247	1	-	3	344
	Percent Distribution	27.0	71.8	0.3	0.0	0.9	—
<b>Mercer</b>	Number	1,704	1,881	2	4	10	3,601
	Percent Distribution	47.3	52.2	0.1	0.1	0.3	—
<b>Middlesex</b>	Number	704	2,023	-	38	16	2,781
	Percent Distribution	25.3	72.7	0.0	1.4	0.6	—

# POLICE DISPOSITION OF JUVENILES TAKEN INTO CUSTODY BY COUNTY - 2009

COUNTY		HANDLED WITHIN DEPARTMENT & RELEASED	REFERRED TO JUVENILE COURT OR PROBATION DEPARTMENT	REFERRED TO WELFARE AGENCY	REFERRED TO OTHER POLICE AGENCY	REFERRED TO CRIMINAL OR ADULT COURT	TOTAL POLICE DISPOSITION OF JUVENILES
<b>Monmouth</b>	Number	1,202	2,673	4	13	29	3,921
	Percent Distribution	30.7	68.2	0.1	0.3	0.7	—
<b>Morris</b>	Number	693	962	13	34	52	1,754
	Percent Distribution	39.5	54.8	0.7	1.9	3.0	—
<b>Ocean</b>	Number	626	1,405	-	45	20	2,096
	Percent Distribution	29.9	67.0	0.0	2.1	1.0	—
<b>Passaic</b>	Number	1,838	1,305	-	2	8	3,153
	Percent Distribution	58.3	41.4	0.0	0.1	0.3	—
<b>Salem</b>	Number	147	429	-	-	2	578
	Percent Distribution	25.4	74.2	0.0	0.0	0.3	—
<b>Somerset</b>	Number	726	688	250	9	22	1,695
	Percent Distribution	42.8	40.6	14.7	0.5	1.3	—
<b>Sussex</b>	Number	58	496	-	-	12	566
	Percent Distribution	10.2	87.6	0.0	0.0	2.1	—
<b>Union</b>	Number	1,192	1,216	8	11	12	2,439
	Percent Distribution	48.9	49.9	0.3	0.5	0.5	—
<b>Warren</b>	Number	127	222	11	-	8	368
	Percent Distribution	34.5	60.3	3.0	0.0	2.2	—
<b>STATE TOTAL †</b>	<b>Number</b> <b>Percent Distribution</b>	<b>18,965</b> <b>39.0</b>	<b>28,427</b> <b>58.5</b>	<b>330</b> <b>0.7</b>	<b>214</b> <b>0.4</b>	<b>692</b> <b>1.4</b>	<b>48,628</b> <b>—</b>

Percent distribution may not add to 100 due to rounding.

† Includes arrests by State agencies in unspecified counties.

# ARREST SUMMARY FOR NON-INDEX OFFENSES

## MANSLAUGHTER

### Definition

The unlawful killing of a human being, by another, through gross negligence. Arrests relating to traffic fatalities are included.

- There were 33 arrests reported by law enforcement agencies for manslaughter during this year, an increase of 18 percent when compared to 2008.
- Adults accounted for 91 percent and juveniles accounted for 9 percent of the arrests.
- Males accounted for 82 percent and females 18 percent of the arrests.
- Sixty-seven percent of total persons arrested in 2009 were white, and 33 percent were black.
- The Hispanic ethnic origin accounted for 15 percent of the arrests and 85 percent were non-Hispanic.

## SIMPLE ASSAULT

### Definition

Simple assault, as defined under the New Jersey Uniform Crime Reporting System, is an assault or an attempted assault where no weapon is used and which does not result in serious or aggravated injury to the victim.

- There were 27,394 arrests reported by law enforcement agencies for simple assault during this year, a change less than one-half of one percent when compared to 2008.
- Adults accounted for 86 percent and juveniles accounted for 14 percent of the arrests.
- Males accounted for 73 percent and females 27 percent of the arrests.
- Sixty-four percent of total persons arrested in 2009 were white, 34 percent were black, and 2 percent were other races.
- The Hispanic ethnic origin accounted for 21 percent of the arrests and 79 percent were non-Hispanic.

## ARSON

### Definition

Under this program, arson is defined as the willful or malicious burning, or attempting to burn, with or without intent to defraud; a dwelling, house, building, ship or vessel, motor vehicle or aircraft, contents of building, personal property of another, etc.

- There were 321 arrests reported by law enforcement agencies for arson during this year, a decrease of 22 percent when compared to 2008.
- Adults accounted for 45 percent and juveniles accounted for 55 percent of the arrests.
- Males accounted for 85 percent and females 15 percent of the arrests.
- Seventy-four percent of total persons arrested in 2009 were white, 24 percent were black, and 2 percent were other races.
- The Hispanic ethnic origin accounted for 17 percent of the arrests and 83 percent were non-Hispanic.

Percent distribution may not add to 100 due to rounding.



# FORGERY AND COUNTERFEITING

## Definition

The definition of forgery and counterfeiting is the making, altering, uttering or possessing or attempting to make, alter, utter or possess, with intent to defraud, anything false which is made to appear true.

- There were 1,780 arrests reported by law enforcement agencies for forgery and counterfeiting during this year, a decrease of 5 percent when compared to 2008.
- Adults accounted for 97 percent and juveniles accounted for 3 percent of the arrests.
- Males accounted for 63 percent and females 37 percent of the arrests.
- Sixty-three percent of total persons arrested in 2009 were white, 35 percent were black, and 2 percent were other races.
- The Hispanic ethnic origin accounted for 24 percent of the arrests and 76 percent were non-Hispanic.

# FRAUD

## Definition

In Uniform Crime Reporting, fraud is the fraudulent conversion and obtaining money or property by false pretenses. This includes bad checks, confidence games, etc., except forgeries and counterfeiting.

- There were 5,108 arrests reported by law enforcement agencies for fraud during this year, a decrease of 1 percent when compared to 2008.
- Adults accounted for 98 percent and juveniles accounted for 2 percent of the arrests.
- Males accounted for 69 percent and females 31 percent of the arrests.
- Fifty-nine percent of total persons arrested in 2009 were white, 38 percent were black, and 3 percent were other races.
- The Hispanic ethnic origin accounted for 15 percent of the arrests and 85 percent were non-Hispanic.

# EMBEZZLEMENT

## Definition

The definition of embezzlement is the misappropriation or misapplication of money or property entrusted to one's care, custody or control.

- There were 147 arrests reported by law enforcement agencies for embezzlement during this year, a decrease of 9 percent when compared to 2008.
- Adults accounted for 96 percent and juveniles accounted for 4 percent of the arrests.
- Males accounted for 53 percent and females 47 percent of the arrests.
- Sixty-four percent of total persons arrested in 2009 were white, 31 percent were black, and 5 percent were other races.
- The Hispanic ethnic origin accounted for 15 percent of the arrests and 85 percent were non-Hispanic.

# STOLEN PROPERTY

(Buying, Receiving, Possessing)

## Definition

Included in this class are all offenses of buying, receiving, and possessing stolen property, as well as all attempts to commit any of these offenses.

- There were 3,755 arrests reported by law enforcement agencies for stolen property; buying, receiving, possessing, etc. during this year, a decrease of 11 percent when compared to 2008.
- Adults accounted for 75 percent and juveniles accounted for 25 percent of the arrests.
- Males accounted for 79 percent and females 21 percent of the arrests.
- Forty-six percent of total persons arrested in 2009 were white, 53 percent were black, and 1 percent were other races.
- The Hispanic ethnic origin accounted for 20 percent of the arrests and 80 percent were non-Hispanic.

# CRIMINAL/MALICIOUS MISCHIEF

## Definition

Criminal/Malicious mischief is defined as the willful destruction, injury, disfigurement, or defacement of property without consent of the owner or persons having custody or control.

- There were 6,547 arrests reported by law enforcement agencies for criminal/malicious mischief during this year, a decrease of 10 percent when compared to 2008.
- Adults accounted for 60 percent and juveniles accounted for 40 percent of the arrests.
- Males accounted for 82 percent and females 18 percent of the arrests.
- Seventy-one percent of total persons arrested in 2009 were white, 28 percent were black, and 1 percent were other races.
- The Hispanic ethnic origin accounted for 19 percent of the arrests and 81 percent were non-Hispanic.

# WEAPONS: CARRYING, POSSESSING, etc.

## Definition

Under this program, this offense includes all the violations of regulations or statute controlling the carrying, using, possessing, furnishing, and manufacturing of deadly weapons or silencers, and attempts.

- There were 4,770 arrests reported by law enforcement agencies for weapons; carrying, possessing, etc. during this year, a decrease of 9 percent when compared to 2008.
- Adults accounted for 74 percent and juveniles accounted for 26 percent of the arrests.
- Males accounted for 87 percent and females 13 percent of the arrests.
- Forty-seven percent of total persons arrested in 2009 were white, 52 percent were black, and 1 percent were other races.
- The Hispanic ethnic origin accounted for 19 percent of the arrests and 81 percent were non-Hispanic.

# PROSTITUTION AND COMMERCIALIZED VICE

## Definition

Prostitution and commercialized vice are sex offenses of a commercialized nature and attempts. Included in this category are prostitution, keeping a bawdy house, procuring or transporting women for immoral purposes, etc.

- There were 1,412 arrests reported by law enforcement agencies for prostitution and commercialized vice during this year, a decrease of 7 percent when compared to 2008.
- Adults accounted for 99 percent and juveniles accounted for 1 percent of the arrests.
- Males accounted for 34 percent and females 66 percent of the arrests.
- Fifty-six percent of total persons arrested in 2009 were white, 38 percent were black, and 6 percent were other races.
- The Hispanic ethnic origin accounted for 28 percent of the arrests and 72 percent were non-Hispanic.

# SEX OFFENSES

## Definition

Sex offenses, as defined under the New Jersey Uniform Crime Reporting Program, do not include rape, prostitution and commercialized vice. Included in this class are offenses against chastity, common decency, morals, and the like; attempts are also included.

- There were 1,553 arrests reported by law enforcement agencies for sex offenses (except forcible rape and prostitution) during this year, a decrease of 8 percent when compared to 2008.
- Adults accounted for 83 percent and juveniles accounted for 17 percent of the arrests.
- Males accounted for 89 percent and females 11 percent of the arrests.
- Seventy-one percent of total persons arrested in 2009 were white, 26 percent were black, and 3 percent were other races.
- The Hispanic ethnic origin accounted for 31 percent of the arrests and 69 percent were non-Hispanic.

# DRUG ABUSE VIOLATIONS

## Definition

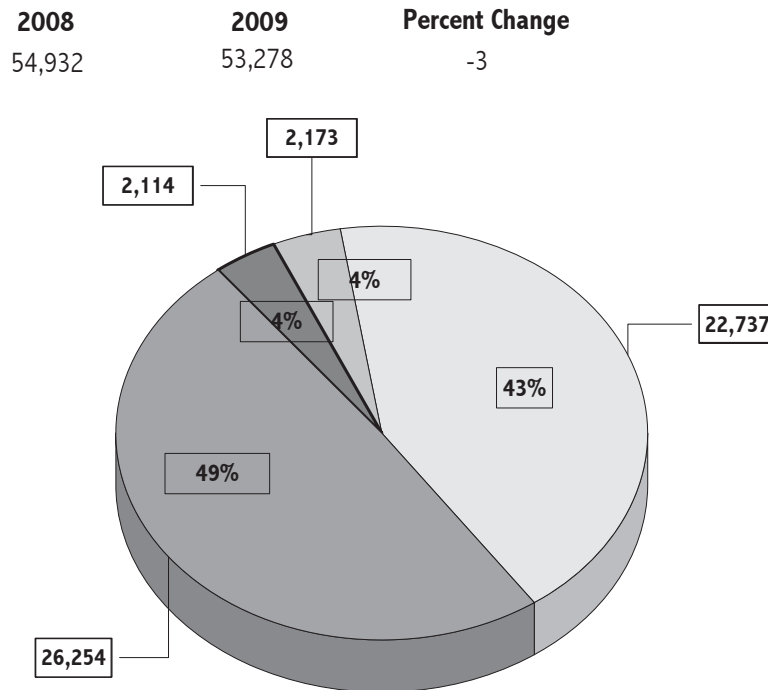
Under the program, drug abuse violations are defined as the unlawful sale/manufacturing/possession/use of the below listed narcotics and drugs:

- a. Opium or Cocaine and their derivatives (morphine, heroin, codeine).
- b. Marijuana, hashish, etc.
- c. Synthetic narcotics: manufactured narcotics which can cause true drug addiction (Demerol, methadone).
- d. Other: dangerous non-narcotic drugs (barbiturates, amphetamines, hallucinogens).

- There were 53,278 arrests reported by law enforcement agencies for drug abuse violations during this year, a decrease of 3 percent when compared to 2008.
- Adults accounted for 90 percent and juveniles accounted for 10 percent of the arrests.

- Forty-two percent of persons arrested for drug abuse violations were under the age of 21.
- Males accounted for 81 percent and females 19 percent of the arrests.
- Fifty-four percent of total persons arrested in 2009 were white, 45 percent were black and 1 percent were other races.
- The Hispanic ethnic origin accounted for 14 percent of the arrests and 86 were non-Hispanic.
- Arrests for possession/use of drugs accounted for 76 percent of the arrests, and the remaining 24 percent were for the sale/manufacturing of drugs.
- Arrests for opium or cocaine and their derivatives represented 36 percent of the possession/use category and 63 percent of the sale/manufacturing category. Overall, they accounted for 43 percent of the total drug abuse violation arrests.

## 2009 TOTAL ARRESTS FOR ALL DRUG ABUSE VIOLATIONS



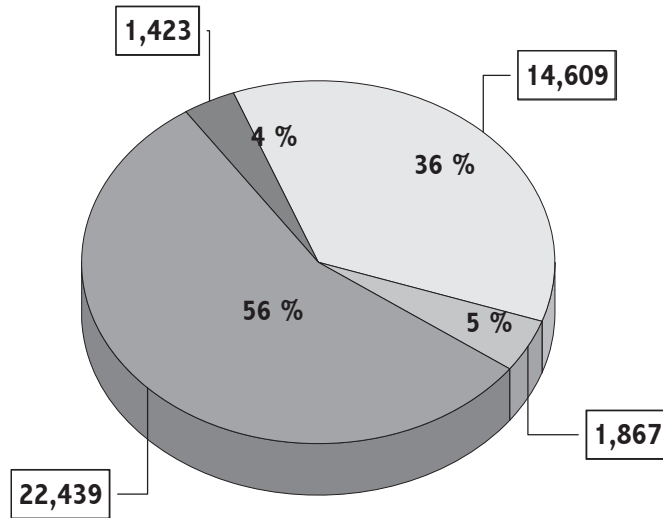
- Opium or Cocaine and their Derivatives (Morphine, Heroin, Codeine)
- Other Dangerous Non-Narcotic Drugs (Barbiturates, Amphetamines, hallucinogens)
- Marijuana, Hashish
- Synthetic Narcotics-Manufactured Narcotics which can cause true Drug Addiction (Demerol, Methadones)

Percent distribution may not add to 100 due to rounding.

# 2009 ANALYSIS OF DRUG ABUSE VIOLATION

## POSSESSION/USE ARRESTS

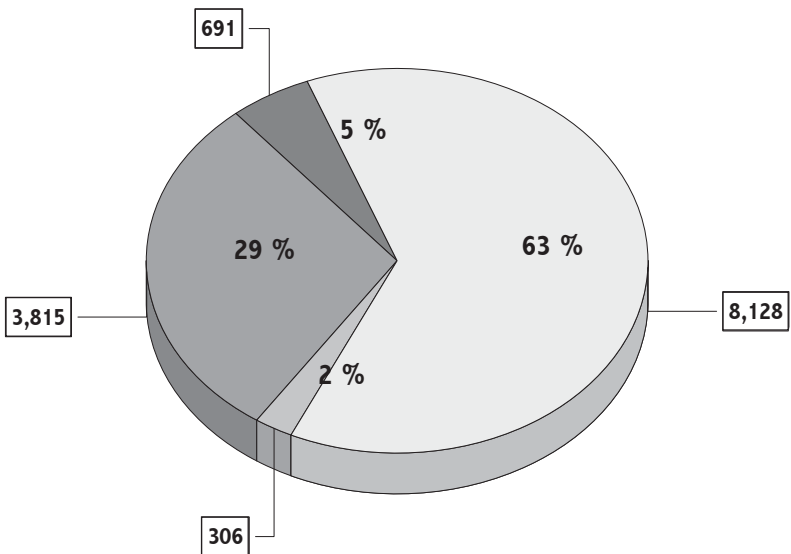
2008	2009	Percent Change
42,173	40,338	-4



- ☐ Opium or Cocaine and their Derivatives (Morphine, Heroin, Codeine)
- ☐ Other Dangerous Non-Narcotic Drugs (Barbiturates, Amphetamines, Hallucinogens)
- ☐ Marijuana, Hashish
- ☐ Synthetic Narcotics-Manufactured Narcotics which can cause true Drug Addiction (Demerol, Methadones)

## SALE/MANUFACTURE ARRESTS

2008	2009	Percent Change
12,759	12,940	1



Percent may not add to 100 due to rounding

# STATE OF NEW JERSEY

## FIVE YEAR RECAPITULATION OF POSSESSION/USE - SALE/MANUFACTURE DRUG ARRESTS

### 2005 through 2009

	2005	2006	2007	2008	2009
<b>SALE/MANUFACTURE ARRESTS</b>					
Opium or Cocaine and their Derivatives	10,292	9,316	9,278	8,291	8,128
Marijuana and Hashish	3,242	2,926	3,347	3,603	3,815
Synthetic Narcotics (Demerol, Methadones)	418	463	447	521	691
Other Dangerous Non-Narcotic Drugs	295	320	338	344	306
<b>TOTAL SALE/MANUFACTURE ARRESTS</b>	<b>14,247</b>	<b>13,025</b>	<b>13,410</b>	<b>12,759</b>	<b>12,940</b>

#### **POSSESSION/USE ARRESTS**

Opium or Cocaine and their Derivatives	20,030	20,679	17,694	16,654	14,609
Marijuana and Hashish	19,898	20,279	22,135	22,453	22,439
Synthetic Narcotics (Demerol, Methadones)	785	809	936	1,124	1,423
Other Dangerous Non-Narcotic Drugs	2,012	2,121	2,086	1,942	1,867
<b>TOTAL POSSESSION/USE ARRESTS</b>	<b>42,725</b>	<b>43,888</b>	<b>42,851</b>	<b>42,173</b>	<b>40,338</b>

#### **COMBINED DRUG ARRESTS**

Opium or Cocaine and their Derivatives	30,322	29,995	26,972	24,945	22,737
Marijuana and Hashish	23,140	23,205	25,482	26,056	26,254
Synthetic Narcotics (Demerol, Methadones)	1,203	1,272	1,383	1,645	2,114
Other Dangerous Non-Narcotic Drugs	2,307	2,441	2,424	2,286	2,173
<b>GRAND TOTAL DRUG ARRESTS</b>	<b>56,972</b>	<b>56,913</b>	<b>56,261</b>	<b>54,932</b>	<b>53,278</b>

# COMPARATIVE DRUG ARRESTS BY COUNTY

## 2008/2009

COUNTY	SALE/MANUFACTURE ARRESTS			POSSESSION/USE ARRESTS			GRAND TOTAL		
	2008	2009	PERCENT CHANGE	2008	2009	PERCENT CHANGE	2008	2009	PERCENT CHANGE
<b>Atlantic</b>	262	283	8	2,041	1,967	-4	2,303	2,250	-2
<b>Bergen</b>	623	560	-10	3,300	2,825	-14	3,923	3,385	-14
<b>Burlington</b>	230	236	3	2,159	1,884	-13	2,389	2,120	-11
<b>Camden</b>	623	711	14	3,956	3,403	-14	4,579	4,114	-10
<b>Cape May</b>	132	125	-5	680	698	3	812	823	1
<b>Cumberland</b>	139	135	-3	945	1,032	9	1,084	1,167	8
<b>Essex</b>	3,778	3,806	1	6,440	6,764	5	10,218	10,570	3
<b>Gloucester</b>	158	122	-23	1,606	1,374	-14	1,764	1,496	-15
<b>Hudson</b>	1,586	1,451	-9	2,051	1,728	-16	3,637	3,179	-13
<b>Hunterdon</b>	73	86	18	706	589	-17	779	675	-13
<b>Mercer</b>	900	922	2	2,208	3,007	36	3,108	3,929	26
<b>Middlesex</b>	608	729	20	2,169	2,042	-6	2,777	2,771	*
<b>Monmouth</b>	560	455	-19	3,571	3,234	-9	4,131	3,689	-11
<b>Morris</b>	201	241	20	1,631	1,648	1	1,832	1,889	3
<b>Ocean</b>	474	568	20	1,866	1,729	-7	2,340	2,297	-2
<b>Passaic</b>	1,269	1,073	-15	2,347	1,882	-20	3,616	2,955	-18
<b>Salem</b>	152	181	19	299	361	21	451	542	20
<b>Somerset</b>	99	120	21	815	725	-11	914	845	-8
<b>Sussex</b>	79	87	10	411	474	15	490	561	14
<b>Union</b>	662	958	45	2,308	2,298	*	2,970	3,256	10
<b>Warren</b>	108	30	-72	391	324	-17	499	354	-29

\* Less than one-half of one percent

# GAMBLING

## Definition

Gambling violations are defined as the promoting, permitting or engaging in illegal gambling.

- There were 270 arrests reported by law enforcement agencies for gambling during this year, a decrease of 25 percent when compared to 2008.
- Adults accounted for 88 percent and juveniles accounted for 12 percent of the arrests.
- Males accounted for 49 percent and females 51 percent of the arrests.
- Seventy-eight percent of total persons arrested in 2009 were white, 15 percent were black, and 7 percent were other races.
- The Hispanic ethnic origin accounted for 31 percent of the arrests and 69 percent were non-Hispanic.

# OFFENSES AGAINST FAMILY AND CHILDREN

## Definition

The definition of offenses against family and children is the nonsupport, neglect, desertion or abuse of family and children.

- There were 14,512 arrests reported by law enforcement agencies for offenses against family and children during this year, a decrease of 8 percent when compared to 2008.
- Adults accounted for 99 percent and juveniles accounted for 1 percent of the arrests.
- Males accounted for 89 percent and females 11 percent of the arrests.
- Fifty-five percent of total persons arrested in 2009 were white, 44 percent were black, and 1 percent were other races.
- The Hispanic ethnic origin accounted for 14 percent of the arrests and 86 percent were non-Hispanic.

# DRIVING UNDER THE INFLUENCE

## Definition

Under the New Jersey Crime Reporting Program, the offense of driving under the influence is defined as the driving or operating of any motor vehicle while drunk or under the influence of alcohol or narcotics.

- There were 27,838 arrests reported by law enforcement agencies for driving under the influence during this year, a decrease of 3 percent when compared to 2008.
- Adults accounted for 99 percent and juveniles accounted for 1 percent of the arrests.
- Males accounted for 69 percent and females 31 percent of the arrests.
- Eighty-four percent of total persons arrested in 2009 were white, 13 percent were black, and 3 percent were other races.
- The Hispanic ethnic origin accounted for 19 percent of the arrests and 81 percent were non-Hispanic.



# LIQUOR LAWS

## Definition

Included in this category are state or local liquor law violations, with the exception of 'driving under the influence'.

- There were 7,364 arrests reported by law enforcement agencies for liquor laws during this year, a decrease of 8 percent when compared to 2008.
- Adults accounted for 68 percent and juveniles accounted for 32 percent of the arrests.
- Males accounted for 72 percent and females 28 percent of the arrests.
- Eighty-nine percent of total persons arrested in 2009 were white, 10 percent were black, and 2 percent were other races.
- The Hispanic ethnic origin accounted for 10 percent of the arrests and 90 percent were non-Hispanic.

# DISORDERLY CONDUCT

## Definition

In this category are placed all charges of committing a breach of the peace (disorderly person).

- There were 22,091 arrests reported by law enforcement agencies for disorderly conduct during this year, a decrease of 7 percent when compared to 2008.
- Adults accounted for 83 percent and juveniles accounted for 17 percent of the arrests.
- Males accounted for 78 percent and females 22 percent of the arrests.
- Sixty-one percent of total persons arrested in 2009 were white, 37 percent were black, and 1 percent were other races.
- The Hispanic ethnic origin accounted for 17 percent of the arrests and 83 percent were non-Hispanic.

# VAGRANCY

## Definition

In this category are persons charged with vagabondage, begging, loitering, etc.

- There were 1,483 arrests reported by law enforcement agencies for vagrancy during this year, a decrease of 22 percent when compared to 2008.
- Adults accounted for 98 percent and juveniles accounted for 2 percent of the arrests.
- Males accounted for 75 percent and females 25 percent of the arrests.
- Fifty percent of total persons arrested in 2009 were white, 49 percent were black, and 1 percent were other races.
- The Hispanic ethnic origin accounted for 10 percent of the arrests and 90 percent were non-Hispanic.

Percent distribution may not add to 100 due to rounding.

# ALL OTHER OFFENSES

## Definition

Included in this category are all violation of state and local laws, except those offenses that can be categorized into one of the specific crime classifications previously mentioned.

- There were 157,213 arrests reported by law enforcement agencies for all other offenses (except traffic) during this year, a decrease of 4 percent when compared to 2008.
- Adults accounted for 95 percent and juveniles accounted for 5 percent of the arrests.
- Males accounted for 76 percent and females 24 percent of the arrests.
- Fifty-one percent of total persons arrested in 2009 were white, 48 percent were black, and 1 percent were other races.
- The Hispanic ethnic origin accounted for 16 percent of the arrests and 84 percent were non-Hispanic.

# CURFEW AND LOITERING LAW VIOLATIONS

## Definition

In this category are juvenile arrests made for violations of local curfew or loitering ordinances.

- There were 5,665 arrests reported by law enforcement agencies for curfew and loitering law violations during this year, an increase of 19 percent when compared to 2008.
- Males accounted for 68 percent and females 32 percent of the arrests.
- Forty-two percent of total persons arrested in 2009 were white, and 58 percent were black.
- The Hispanic ethnic origin accounted for 27 percent of the arrests and 73 percent were non-Hispanic.

# RUNAWAYS

## Definition

For Uniform Crime Reporting purposes, this category is limited to juveniles taken into protective custody, under provisions of local statutes, as runaways.

- There were 3,816 arrests reported by law enforcement agencies for runaways during this year, a decrease of 6 percent when compared to 2008.
- Males accounted for 43 percent and females 57 percent of the arrests.
- Thirty-nine percent of total persons arrested in 2009 were white, and 61 percent were black.
- The Hispanic ethnic origin accounted for 26 percent of the arrests and 74 percent were non-Hispanic.

Percent distribution may not add to 100 due to rounding.