

PREMIER ENT AC, LLC DBA BALLY'S AC
MONTHLY INTERNET GAMING GROSS REVENUE REPORT
FOR THE MONTH OF APRIL 2024

INTERNET GAMING WIN - CURRENT MONTH

Line	Type of Game	Win
1	Peer-to-Peer Games	\$ -
2	Other Authorized Games	8,234,420
3	Total	8,234,420

TAX ON INTERNET GAMING GROSS REVENUE

4	Year-to-Date Peer-to-Peer Games Win	\$ -
5	Year-to-Date Other Authorized Games Win	34,645,424
6	Year-to-Date Total Internet Gaming Win	34,645,424
7	Adjustments	-
8	Year-To-Date Internet Gaming Gross Revenue	34,645,424
9	Year-To-Date 15% Tax on Internet Gaming Gross Revenue	5,196,815
10	Less - Total Tax Paid in Prior Months	3,961,650
11	Total Tax Required for this Month (line 9 less line 10)	1,235,165
12	Promotional Gaming Credits Wagered for the Month - Internet	\$ 1,227,823

FORM MAY NOT FOOT DUE TO ROUNDING

Under penalties of perjury, I declare that I have examined this report, and to the best of my knowledge and belief, it is true and complete.

Kathleen L. Worth

Kathleen Worth

05/08/24

Date

Operation Controller (6896-11)

Title and License Number

PREMIER ENT AC, LLC DBA BALLY'S AC
MONTHLY INTERNET GAMING GROSS REVENUE SKIN DETAIL REPORT
FOR THE MONTH OF APRIL 2024

INTERNET GAMING WIN - CURRENT MONTH

Line	Type of Game	PointsBet Win	BallyCasino Win	VirginCasino Win	Win	Win	Total Win
1	Peer-to-Peer Games	\$ -	\$ -	\$ -	\$ -	\$ -	\$ -
2	Other Authorized Games	754,882	5,782,576	1,696,962	-	-	8,234,420
3	Total	754,882	5,782,576	1,696,962	-	-	8,234,420

INTERNET GAMING WIN - YEAR TO DATE

4	Year-to-Date Peer-to-Peer Games Win	\$ -	\$ -	\$ -	\$ -	\$ -	\$ -
5	Year-to-Date Other Authorized Games Win	3,935,050	23,612,890	7,097,484	-	-	34,645,424
6	Year-to-Date Total Internet Gaming Win	3,935,050	23,612,890	7,097,484	-	-	34,645,424

BORGATA HOTEL CASINO & SPA
MONTHLY INTERNET GAMING GROSS REVENUE REPORT
FOR THE MONTH OF APRIL 2024

INTERNET GAMING WIN - CURRENT MONTH

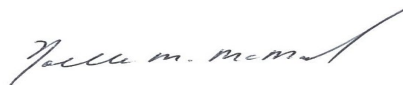
Line	Type of Game	Win
1	Peer-to-Peer Games	\$ 832,073
2	Other Authorized Games	43,316,796
3	Total	44,148,869

TAX ON INTERNET GAMING GROSS REVENUE

4	Year-to-Date Peer-to-Peer Games Win	\$ 3,309,467
5	Year-to-Date Other Authorized Games Win	166,697,011
6	Year-to-Date Total Internet Gaming Win	170,006,478
7	Adjustments	76,916
8	Year-To-Date Internet Gaming Gross Revenue	170,083,394
9	Year-To-Date 15% Tax on Internet Gaming Gross Revenue	25,512,509
10	Less - Total Tax Paid in Prior Months	18,835,798
11	Total Tax Required for this Month (line 9 less line 10)	6,676,711
12	Promotional Gaming Credits Wagered for the Month - Internet	\$ 2,606,286

FORM MAY NOT FOOT DUE TO ROUNDING

Under penalties of perjury, I declare that I have examined this report, and to the best of my knowledge and belief, it is true and complete.



 Noelle McManus

05/07/24

Date

 Casino Controller 9751-11
 Title and License Number

BORGATA HOTEL CASINO & SPA
MONTHLY INTERNET GAMING GROSS REVENUE SKIN DETAIL REPORT
FOR THE MONTH OF APRIL 2024

INTERNET GAMING WIN - CURRENT MONTH

Line	Type of Game	Borgata Win	BetMGM Win	Party Poker Win	Pala/Stardust Win	Wheel of Fortune Win	Total Win
1	Peer-to-Peer Games	\$ 334,465	\$ 319,844	\$ 177,764	\$ -	\$ -	\$ 832,073
2	Other Authorized Games	17,259,646	22,864,345	1,691,020	950,919	550,866	43,316,796
3	Total	17,594,111	23,184,189	1,868,784	950,919	550,866	44,148,869

INTERNET GAMING WIN - YEAR TO DATE

4	Year-to-Date Peer-to-Peer Games Win	\$ 1,358,801	\$ 1,240,030	\$ 710,636	\$ -	\$ -	\$ 3,309,467
5	Year-to-Date Other Authorized Games Win	68,527,193	86,235,150	6,405,845	3,310,727	2,218,096	166,697,011
6	Year-to-Date Total Internet Gaming Win	69,885,994	87,475,180	7,116,481	3,310,727	2,218,096	170,006,478

CAESARS INTERACTIVE ENTERTAINMENT
MONTHLY INTERNET GAMING GROSS REVENUE REPORT
FOR THE MONTH OF APRIL 2024

INTERNET GAMING WIN - CURRENT MONTH

Line	Type of Game	Win
1	Peer-to-Peer Games	\$ 14,857
2	Other Authorized Games	598,053
3	Total	612,910

TAX ON INTERNET GAMING GROSS REVENUE

4	Year-to-Date Peer-to-Peer Games Win	\$ 2,119,474
5	Year-to-Date Other Authorized Games Win	16,331,619
6	Year-to-Date Total Internet Gaming Win	18,451,093
7	Adjustments	(42,417)
8	Year-To-Date Internet Gaming Gross Revenue	18,408,676
9	Year-To-Date 15% Tax on Internet Gaming Gross Revenue	2,761,302
10	Less - Total Tax Paid in Prior Months	2,669,286
11	Total Tax Required for this Month (line 9 less line 10)	92,016
12	Promotional Gaming Credits Wagered for the Month - Internet	\$ -

FORM MAY NOT FOOT DUE TO ROUNDING

Under penalties of perjury, I declare that I have examined this report, and to the best of my knowledge and belief, it is true and complete.

Cheryl Francese

Cheryl Francese

05/08/24

Date

Vice President of Finance Caesars Digital (#010834-11)

Title and License Number

CAESARS INTERACTIVE ENTERTAINMENT
MONTHLY INTERNET GAMING GROSS REVENUE SKIN DETAIL REPORT
FOR THE MONTH OF APRIL 2024

INTERNET GAMING WIN - CURRENT MONTH

Line	Type of Game	Tropicana Casino Win	Harrah's Casino Win	WSOP Win	888 Win	Win	Total Win
1	Peer-to-Peer Games	\$ -	\$ -	\$ -	\$ 14,857	\$ -	\$ 14,857
2	Other Authorized Games	-	-	-	598,053	-	598,053
3	Total	-	-	-	612,910	-	612,910

INTERNET GAMING WIN - YEAR TO DATE

4	Year-to-Date Peer-to-Peer Games Win	\$ -	\$ -	\$ 2,056,663	\$ 62,811	\$ -	\$ 2,119,474
5	Year-to-Date Other Authorized Games Win	9,045,156	3,668,623	1,311,217	2,306,623	-	16,331,619
6	Year-to-Date Total Internet Gaming Win	9,045,156	3,668,623	3,367,880	2,369,434	-	18,451,093

GOLDEN NUGGET ATLANTIC CITY

MONTHLY INTERNET GAMING GROSS REVENUE REPORT

FOR THE MONTH OF APRIL 2024

INTERNET GAMING WIN - CURRENT MONTH


Line	Type of Game	Win
1	Peer-to-Peer Games	\$ -
2	Other Authorized Games	53,104,373
3	Total	53,104,373

TAX ON INTERNET GAMING GROSS REVENUE

4	Year-to-Date Peer-to-Peer Games Win	\$ -
5	Year-to-Date Other Authorized Games Win	213,943,394
6	Year-to-Date Total Internet Gaming Win	213,943,394
7	Adjustments	36,901
8	Year-To-Date Internet Gaming Gross Revenue	213,980,295
9	Year-To-Date 15% Tax on Internet Gaming Gross Revenue	32,097,044
10	Less - Total Tax Paid in Prior Months	24,123,686
11	Total Tax Required for this Month (line 9 less line 10)	7,973,358
12	Promotional Gaming Credits Wagered for the Month - Internet	\$ 7,088,228

FORM MAY NOT FOOT DUE TO ROUNDING

Under penalties of perjury, I declare that I have examined this report, and to the best of my knowledge and belief, it is true and complete.



Henil Patel

05/08/24

Date

Director of iGaming Compliance and Accounting -- 010596-11

Title and License Number

GOLDEN NUGGET ATLANTIC CITY
MONTHLY INTERNET GAMING GROSS REVENUE SKIN DETAIL REPORT
FOR THE MONTH OF APRIL 2024

INTERNET GAMING WIN - CURRENT MONTH

Line	Type of Game	Golden Nugget Online Gaming Win	FanDuel Win	BetRivers Win	Betway Win	Jackpot City Win	Total Win
1	Peer-to-Peer Games	\$ -	\$ -	\$ -	\$ -	\$ -	\$ -
2	Other Authorized Games	6,711,779	39,063,216	6,874,855	429,175	25,348	53,104,373
3	Total	6,711,779	39,063,216	6,874,855	429,175	25,348	53,104,373

INTERNET GAMING WIN - YEAR TO DATE

4	Year-to-Date Peer-to-Peer Games Win	\$ -	\$ -	\$ -	\$ -	\$ -	\$ -
5	Year-to-Date Other Authorized Games Win	26,129,011	159,955,236	26,561,130	1,156,762	141,255	213,943,394
6	Year-to-Date Total Internet Gaming Win	26,129,011	159,955,236	26,561,130	1,156,762	141,255	213,943,394

HARD ROCK ATLANTIC CITY

MONTHLY INTERNET GAMING GROSS REVENUE REPORT

FOR THE MONTH OF APRIL 2024

INTERNET GAMING WIN - CURRENT MONTH

Line	Type of Game	Win
1	Peer-to-Peer Games	\$ -
2	Other Authorized Games	10,241,852
3	Total	10,241,852

TAX ON INTERNET GAMING GROSS REVENUE

4	Year-to-Date Peer-to-Peer Games Win	\$ -
5	Year-to-Date Other Authorized Games Win	40,414,290
6	Year-to-Date Total Internet Gaming Win	40,414,290
7	Adjustments	-
8	Year-To-Date Internet Gaming Gross Revenue	40,414,290
9	Year-To-Date 15% Tax on Internet Gaming Gross Revenue	6,062,144
10	Less - Total Tax Paid in Prior Months	4,525,865
11	Total Tax Required for this Month (line 9 less line 10)	1,536,279
12	Promotional Gaming Credits Wagered for the Month - Internet	\$ -

FORM MAY NOT FOOT DUE TO ROUNDING

Under penalties of perjury, I declare that I have examined this report, and to the best of my knowledge and belief, it is true and complete.

Hetal Mistry

HETAL MISTRY

05/07/24

Date

Casino Controller 10465-11

Title and License Number

HARD ROCK ATLANTIC CITY
MONTHLY INTERNET GAMING GROSS REVENUE SKIN DETAIL REPORT
FOR THE MONTH OF APRIL 2024

INTERNET GAMING WIN - CURRENT MONTH

Line	Type of Game	Hard Rock Bet Win	Bet365 Win	Unibet Win	Win	Win	Total Win
1	Peer-to-Peer Games	\$ -	\$ -	\$ -	\$ -	\$ -	\$ -
2	Other Authorized Games	8,881,657	1,366,337	(6,142)	-	-	10,241,852
3	Total	8,881,657	1,366,337	(6,142)	-	-	10,241,852

INTERNET GAMING WIN - YEAR TO DATE

4	Year-to-Date Peer-to-Peer Games Win	\$ -	\$ -	\$ -	\$ -	\$ -	\$ -
5	Year-to-Date Other Authorized Games Win	34,595,118	4,896,938	922,234	-	-	40,414,290
6	Year-to-Date Total Internet Gaming Win	34,595,118	4,896,938	922,234	-	-	40,414,290

HARRAH'S ATLANTIC CITY
MONTHLY INTERNET GAMING GROSS REVENUE REPORT
FOR THE MONTH OF APRIL 2024

INTERNET GAMING WIN - CURRENT MONTH

Line	Type of Game	Win
1	Peer-to-Peer Games	\$ -
2	Other Authorized Games	1,584,574
3	Total	1,584,574

TAX ON INTERNET GAMING GROSS REVENUE

4	Year-to-Date Peer-to-Peer Games Win	\$ -
5	Year-to-Date Other Authorized Games Win	3,567,179
6	Year-to-Date Total Internet Gaming Win	3,567,179
7	Adjustments	-
8	Year-To-Date Internet Gaming Gross Revenue	3,567,179
9	Year-To-Date 15% Tax on Internet Gaming Gross Revenue	535,077
10	Less - Total Tax Paid in Prior Months	297,391
11	Total Tax Required for this Month (line 9 less line 10)	237,686
12	Promotional Gaming Credits Wagered for the Month - Internet	\$ -

FORM MAY NOT FOOT DUE TO ROUNDING

Under penalties of perjury, I declare that I have examined this report, and to the best of my knowledge and belief, it is true and complete.

Cheryl Francese

Cheryl Francese
Vice President of Finance Caesars Digital (#010834-11)

Title and License Number

05/08/24
Date

HARRAH'S ATLANTIC CITY
MONTHLY INTERNET GAMING GROSS REVENUE SKIN DETAIL REPORT
FOR THE MONTH OF APRIL 2024

INTERNET GAMING WIN - CURRENT MONTH

Line	Type of Game	Jackpocket Win	Win	Win	Win	Win	Total Win
1	Peer-to-Peer Games	\$ -	\$ -	\$ -	\$ -	\$ -	\$ -
2	Other Authorized Games	1,584,574	-	-	-	-	1,584,574
3	Total	1,584,574	-	-	-	-	1,584,574

INTERNET GAMING WIN - YEAR TO DATE

4	Year-to-Date Peer-to-Peer Games Win	\$ -	\$ -	\$ -	\$ -	\$ -	\$ -
5	Year-to-Date Other Authorized Games Win	3,567,179	-	-	-	-	3,567,179
6	Year-to-Date Total Internet Gaming Win	3,567,179	-	-	-	-	3,567,179

OCEAN CASINO RESORT
MONTHLY INTERNET GAMING GROSS REVENUE REPORT
FOR THE MONTH OF APRIL 2024

INTERNET GAMING WIN - CURRENT MONTH

Line	Type of Game	Win
1	Peer-to-Peer Games	\$ -
2	Other Authorized Games	6,707,774
3	Total	6,707,774

TAX ON INTERNET GAMING GROSS REVENUE

4	Year-to-Date Peer-to-Peer Games Win	\$ -
5	Year-to-Date Other Authorized Games Win	25,396,328
6	Year-to-Date Total Internet Gaming Win	25,396,328
7	Adjustments	54,736
8	Year-To-Date Internet Gaming Gross Revenue	25,451,064
9	Year-To-Date 15% Tax on Internet Gaming Gross Revenue	3,817,660
10	Less - Total Tax Paid in Prior Months	2,810,127
11	Total Tax Required for this Month (line 9 less line 10)	1,007,533
12	Promotional Gaming Credits Wagered for the Month - Internet	\$ 107,491

FORM MAY NOT FOOT DUE TO ROUNDING

Under penalties of perjury, I declare that I have examined this report, and to the best of my knowledge and belief, it is true and complete.



 Frank Pollock

05/09/24

Date

 Casino Accounting Controller 9869-11

Title and License Number

OCEAN CASINO RESORT
MONTHLY INTERNET GAMING GROSS REVENUE SKIN DETAIL REPORT
FOR THE MONTH OF APRIL 2024

INTERNET GAMING WIN - CURRENT MONTH

Line	Type of Game	OCEAN Win	PARX Win	TIPICO Win	PLAYSTAR Win	Win	Total Win
1	Peer-to-Peer Games	\$ -	\$ -	\$ -	\$ -	\$ -	\$ -
2	Other Authorized Games	2,171,438	1,055,662	1,123,232	2,357,442	-	6,707,774
3	Total	2,171,438	1,055,662	1,123,232	2,357,442	-	6,707,774

INTERNET GAMING WIN - YEAR TO DATE

4	Year-to-Date Peer-to-Peer Games Win	\$ -	\$ -	\$ -	\$ -	\$ -	\$ -
5	Year-to-Date Other Authorized Games Win	9,196,444	4,354,312	4,605,968	7,239,604	-	25,396,328
6	Year-to-Date Total Internet Gaming Win	9,196,444	4,354,312	4,605,968	7,239,604	-	25,396,328

RESORTS DIGITAL GAMING, LLC
MONTHLY INTERNET GAMING GROSS REVENUE REPORT
FOR THE MONTH OF APRIL 2024

INTERNET GAMING WIN - CURRENT MONTH


Line	Type of Game	Win
1	Peer-to-Peer Games	\$ 826,845
2	Other Authorized Games	46,685,384
3	Total	47,512,229

TAX ON INTERNET GAMING GROSS REVENUE

4	Year-to-Date Peer-to-Peer Games Win	\$ 3,383,181
5	Year-to-Date Other Authorized Games Win	190,288,674
6	Year-to-Date Total Internet Gaming Win	193,671,855
7	Adjustments	1,720,717
8	Year-To-Date Internet Gaming Gross Revenue	195,392,572
9	Year-To-Date 15% Tax on Internet Gaming Gross Revenue	29,308,886
10	Less - Total Tax Paid in Prior Months	22,179,292
11	Total Tax Required for this Month (line 9 less line 10)	7,129,594
12	Promotional Gaming Credits Wagered for the Month - Internet	\$ 4,992,338

FORM MAY NOT FOOT DUE TO ROUNDING

Under penalties of perjury, I declare that I have examined this report, and to the best of my knowledge and belief, it is true and complete.



 Brian Fogler
 Director of Finance & Operations 010516-11

 Title and License Number

05/09/24
 Date

RESORTS DIGITAL GAMING, LLC
MONTHLY INTERNET GAMING GROSS REVENUE SKIN DETAIL REPORT
FOR THE MONTH OF APRIL 2024

INTERNET GAMING WIN - CURRENT MONTH

Line	Type of Game	Resorts Casino Win	Mohegan Sun Win	PokerStars Win	DraftKings Win	ESPNbet Win	Total Win
1	Peer-to-Peer Games	\$ -	\$ -	\$ 826,845	\$ -	\$ -	\$ 826,845
2	Other Authorized Games	2,214,128	1,189,180	718,551	39,238,978	3,324,547	46,685,384
3	Total	2,214,128	1,189,180	1,545,396	39,238,978	3,324,547	47,512,229

INTERNET GAMING WIN - YEAR TO DATE

4	Year-to-Date Peer-to-Peer Games Win	\$ -	\$ -	\$ 3,383,181	\$ -	\$ -	\$ 3,383,181
5	Year-to-Date Other Authorized Games Win	7,918,387	4,014,152	2,449,509	161,935,465	13,971,161	190,288,674
6	Year-to-Date Total Internet Gaming Win	7,918,387	4,014,152	5,832,690	161,935,465	13,971,161	193,671,855

TROPICANA CASINO AND RESORT
MONTHLY INTERNET GAMING GROSS REVENUE REPORT
FOR THE MONTH OF APRIL 2024

INTERNET GAMING WIN - CURRENT MONTH

Line	Type of Game	Win
1	Peer-to-Peer Games	\$ 622,199
2	Other Authorized Games	15,109,867
3	Total	15,732,066

TAX ON INTERNET GAMING GROSS REVENUE

4	Year-to-Date Peer-to-Peer Games Win	\$ 622,199
5	Year-to-Date Other Authorized Games Win	49,972,080
6	Year-to-Date Total Internet Gaming Win	50,594,279
7	Adjustments	(373,710)
8	Year-To-Date Internet Gaming Gross Revenue	50,220,569
9	Year-To-Date 15% Tax on Internet Gaming Gross Revenue	7,533,085
10	Less - Total Tax Paid in Prior Months	5,172,451
11	Total Tax Required for this Month (line 9 less line 10)	2,360,634
12	Promotional Gaming Credits Wagered for the Month - Internet	\$ -

FORM MAY NOT FOOT DUE TO ROUNDING

Under penalties of perjury, I declare that I have examined this report, and to the best of my knowledge and belief, it is true and complete.

Cheryl Francese

Cheryl Francese
Vice President of Finance Caesars Digital (#010834-11)

Title and License Number

05/09/24
Date

TROPICANA CASINO AND RESORT
MONTHLY INTERNET GAMING GROSS REVENUE SKIN DETAIL REPORT
FOR THE MONTH OF APRIL 2024

INTERNET GAMING WIN - CURRENT MONTH

Line	Type of Game	Caesars Palace Win	Tropicana Casino Win	Harrah's Casino Win	WSOP Win	Win	Total Win
1	Peer-to-Peer Games	\$ -	\$ -	\$ -	\$ 622,199	\$ -	\$ 622,199
2	Other Authorized Games	11,350,554	2,318,071	1,133,605	307,637	-	15,109,867
3	Total	11,350,554	2,318,071	1,133,605	929,836	-	15,732,066

INTERNET GAMING WIN - YEAR TO DATE

4	Year-to-Date Peer-to-Peer Games Win	\$ -	\$ -	\$ -	\$ 622,199	\$ -	\$ 622,199
5	Year-to-Date Other Authorized Games Win	46,212,767	2,318,071	1,133,605	307,637	-	49,972,080
6	Year-to-Date Total Internet Gaming Win	46,212,767	2,318,071	1,133,605	929,836	-	50,594,279