

# BALLY'S ATLANTIC CITY

## MONTHLY GROSS REVENUE REPORT

FOR THE MONTH OF FEBRUARY, 2015

### CASINO WIN - CURRENT MONTH

Line (a)	Type of Game (b)	Authorized Units (c)	Win or (Loss) (d)	Drop/Handle (e)	Win or (Loss) Percentage (f)
1	Table and Other Games	126	\$ 4,965,832	\$ 26,919,883	18.4%
2	Poker	42	\$ 295,780		
3	Slot Machines	1,945	\$ 9,090,673	\$ 112,762,265	8.1%
4	Total Casino Win		\$ 14,352,285		

### GROSS REVENUE

5	Year-to-Date Table and Other Games and Poker Win .....	\$ 11,287,926	
6	Year-to-Date Slot Machine Win .....	\$ 18,935,433	
7	Year-to-Date Total Casino Win .....	\$	<b>30,223,359</b>
8	Adjustments .....	\$	-
9	Year-To-Date Gross Revenue .....	\$	<b>30,223,359</b>
10	Authorized Casino Square Footage - End of Month .....	119,484	
11	Authorized Simulcasting Square Footage - End of Month .....	-	
12	Simulcasting Revenue for the Month.....	\$ -	
13	Simulcasting Handle for the Month.....	\$ -	
14	Promotional Gaming Credits Wagered for the Month.....	\$ 1,490,503	

Under penalties of perjury, I declare that I have examined this report, and to the best of my knowledge and belief, it is true and complete.

March 6, 2015

DATE



Karen Worman

VP Finance (6320-11)

TITLE (LICENSE NUMBER)

# BORGATA HOTEL CASINO & SPA

## MONTHLY GROSS REVENUE REPORT

FOR THE MONTH OF FEBRUARY 2015

### CASINO WIN - CURRENT MONTH

Line (a)	Type of Game (b)	Authorized Units (c)	Win or (Loss) (d)	Drop/Handle (e)	Win or (Loss) Percentage (f)
1	Table and Other Games	182	\$ 11,556,745	\$ 96,170,488	12.0%
2	Poker	79	\$ 1,130,306		
3	Slot Machines	3,094	\$ 32,183,802	\$ 379,423,395	8.5%
4	Total Casino Win		\$ 44,870,853		

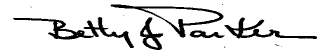
### GROSS REVENUE

5	Year-to-Date Table and Other Games and Poker Win .....	\$ 35,210,691	
6	Year-to-Date Slot Machine Win .....	\$ 66,785,705	
7	Year-to-Date Total Casino Win .....		<b>\$ 101,996,396</b>
8	Adjustments .....		\$ -
9	Year-To-Date Gross Revenue .....		<b>\$ 101,996,396</b>
10	Authorized Casino Square Footage - End of Month .....	136,667	
11	Authorized Simulcasting Square Footage - End of Month .....	23,620	
12	Simulcasting Revenue for the Month.....	\$ 224,331	
13	Simulcasting Handle for the Month.....	\$ 2,632,353	
14	Promotional Gaming Credits Wagered for the Month.....	\$ 5,013,218	

Under penalties of perjury, I declare that I have examined this report, and to the best of my knowledge and belief, it is true and complete.

March 9, 2015

DATE



Betty J Parker

Casino Controller 8038-11

TITLE (LICENSE NUMBER)

# CAESARS ATLANTIC CITY

## MONTHLY GROSS REVENUE REPORT

FOR THE MONTH OF FEBRUARY, 2015

### CASINO WIN - CURRENT MONTH

Line (a)	Type of Game (b)	Authorized Units (c)	Win or (Loss) (d)	Drop/Handle (e)	Win or (Loss) Percentage (f)
1	Table and Other Games	149	\$ 11,513,439	\$ 43,851,824	26.3%
2	Poker	0	\$ -		
3	Slot Machines	1,923	\$ 13,161,755	\$ 144,325,230	9.1%
4	Total Casino Win		\$ 24,675,194		


### GROSS REVENUE

5	Year-to-Date Table and Other Games and Poker Win .....	\$ 20,522,838	
6	Year-to-Date Slot Machine Win .....	\$ 27,290,095	
7	Year-to-Date Total Casino Win .....		<b>\$ 47,812,933</b>
8	Adjustments .....		<b>\$ (122)</b>
9	Year-To-Date Gross Revenue .....		<b>\$ 47,812,811</b>
10	Authorized Casino Square Footage - End of Month .....	115,225	
11	Authorized Simulcasting Square Footage - End of Month .....	-	
12	Simulcasting Revenue for the Month.....	\$ -	
13	Simulcasting Handle for the Month.....	\$ -	
14	Promotional Gaming Credits Wagered for the Month.....	\$ 2,148,630	

Under penalties of perjury, I declare that I have examined this report, and to the best of my knowledge and belief, it is true and complete.

March 7, 2015

DATE



Gail Myers

Operations Controller 3470-11

TITLE (LICENSE NUMBER)

# GOLDEN NUGGET

## MONTHLY GROSS REVENUE REPORT

FOR THE MONTH OF FEBRUARY, 2015

### CASINO WIN - CURRENT MONTH

Line (a)	Type of Game (b)	Authorized Units (c)	Win or (Loss) (d)	Drop/Handle (e)	Win or (Loss) Percentage (f)
1	Table and Other Games	95	\$ 3,844,131	\$ 25,017,002	15.4%
2	Poker	10	\$ 56,997		
3	Slot Machines	1,378	\$ 10,590,866	\$ 113,939,513	9.3%
4	Total Casino Win		\$ 14,491,994		

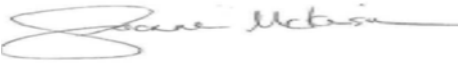
### GROSS REVENUE

5	Year-to-Date Table and Other Games and Poker Win .....	\$ 8,718,645	
6	Year-to-Date Slot Machine Win .....	\$ 21,657,501	
7	Year-to-Date Total Casino Win .....		<b>\$ 30,376,146</b>
8	Adjustments .....		<b>\$ 2,500</b>
9	Year-To-Date Gross Revenue .....		<b>\$ 30,378,646</b>
10	Authorized Casino Square Footage - End of Month .....	79,980	
11	Authorized Simulcasting Square Footage - End of Month .....	-	
12	Simulcasting Revenue for the Month.....	\$ -	
13	Simulcasting Handle for the Month.....	\$ -	
14	Promotional Gaming Credits Wagered for the Month.....	\$ 2,190,542	

Under penalties of perjury, I declare that I have examined this report, and to the best of my knowledge and belief, it is true and complete.

March 6, 2015

DATE



Joanne McKensie

Director of Finance/Controller 1231.11

TITLE (LICENSE NUMBER)

# HARRAH'S RESORT ATLANTIC CITY

## MONTHLY GROSS REVENUE REPORT

FOR THE MONTH OF FEBRUARY, 2015

### CASINO WIN - CURRENT MONTH

Line (a)	Type of Game (b)	Authorized Units (c)	Win or (Loss) (d)	Drop/Handle (e)	Win or (Loss) Percentage (f)
1	Table and Other Games	138	\$ 5,749,840	\$ 33,124,331	17.4%
2	Poker	40	\$ 293,897		
3	Slot Machines	2,302	\$ 21,371,193	\$ 257,268,966	8.3%
4	Total Casino Win		\$ 27,414,930		

### GROSS REVENUE

5	Year-to-Date Table and Other Games and Poker Win .....	\$ 14,517,009	
6	Year-to-Date Slot Machine Win .....	\$ 43,677,897	
7	Year-to-Date Total Casino Win .....		<b>\$ 58,194,906</b>
8	Adjustments .....		<b>\$ 500</b>
9	Year-To-Date Gross Revenue .....		<b>\$ 58,195,406</b>
10	Authorized Casino Square Footage - End of Month .....	154,795	
11	Authorized Simulcasting Square Footage - End of Month .....	-	
12	Simulcasting Revenue for the Month.....	\$ -	
13	Simulcasting Handle for the Month.....	\$ -	
14	Promotional Gaming Credits Wagered for the Month.....	\$ 2,666,769	

Under penalties of perjury, I declare that I have examined this report, and to the best of my knowledge and belief, it is true and complete.

March 9, 2015

DATE



Joseph Lodise

Director of Finance/Operations Controller (008900-11)

TITLE (LICENSE NUMBER)

# RESORTS CASINO HOTEL(DGMB CASINO LLC)

## MONTHLY GROSS REVENUE REPORT

FOR THE MONTH OF FEBRUARY 2015

### CASINO WIN - CURRENT MONTH

Line (a)	Type of Game (b)	Authorized Units (c)	Win or (Loss) (d)	Drop/Handle (e)	Win or (Loss) Percentage (f)
1	Table and Other Games	72	\$ 2,510,072	\$ 14,317,641	17.5%
2	Poker	0	\$ -		
3	Slot Machines	1,699	\$ 8,213,288	\$ 89,056,350	9.2%
4	Total Casino Win		\$ 10,723,360		

### GROSS REVENUE

5	Year-to-Date Table and Other Games and Poker Win .....	\$ 4,987,412	
6	Year-to-Date Slot Machine Win .....	\$ 16,783,867	
7	Year-to-Date Total Casino Win .....	\$ 21,771,279	
8	Adjustments .....	\$ (6,252)	
9	Year-To-Date Gross Revenue .....	\$ 21,765,027	
10	Authorized Casino Square Footage - End of Month .....	81,336	
11	Authorized Simulcasting Square Footage - End of Month .....	-	
12	Simulcasting Revenue for the Month.....	\$ -	
13	Simulcasting Handle for the Month.....	\$ -	
14	Promotional Gaming Credits Wagered for the Month.....	\$ 1,469,486	

Under penalties of perjury, I declare that I have examined this report, and to the best of my knowledge and belief, it is true and complete.

March 9, 2015

DATE



WALTER P. SIMON

Director Operational Accounting 3930-11

TITLE (LICENSE NUMBER)

# Tropicana Casino & Resort

## MONTHLY GROSS REVENUE REPORT

FOR THE MONTH OF: FEBRUARY 2015

### CASINO WIN - CURRENT MONTH

Line (a)	Type of Game (b)	Authorized Units (c)	Win or (Loss) (d)	Drop/Handle (e)	Win or (Loss) Percentage (f)
1	Table and Other Games	88	\$ 3,853,048	\$ 23,088,312	16.7%
2	Poker	19	\$ 190,066		
3	Slot Machines	2,197	\$ 15,350,538	\$ 167,386,353	9.2%
4	Total Casino Win		\$ 19,393,652		

### GROSS REVENUE

5	Year-to-Date Table and Other Games and Poker Win .....	\$ 8,510,676	
6	Year-to-Date Slot Machine Win .....	\$ 30,858,302	
7	Year-to-Date Total Casino Win .....		<b>\$ 39,368,978</b>
8	Adjustments .....		\$ -
9	Year-To-Date Gross Revenue .....		<b>\$ 39,368,978</b>
10	Authorized Casino Square Footage - End of Month .....	124,791	
11	Authorized Simulcasting Square Footage - End of Month .....	-	
12	Simulcasting Revenue for the Month.....	\$ -	
13	Simulcasting Handle for the Month.....	\$ -	
14	Promotional Gaming Credits Wagered for the Month.....	\$ 2,582,702	

Under penalties of perjury, I declare that I have examined this report, and to the best of my knowledge and belief, it is true and complete.

March 7, 2015

DATE



Jeff Bohrer

Casino Controller, 7488-11

# TRUMP TAJ MAHAL CASINO RESORT MONTHLY GROSS REVENUE REPORT FOR THE MONTH OF FEBRUARY, 2015

## CASINO WIN - CURRENT MONTH

Line (a)	Type of Game (b)	Authorized Units (c)	Win or (Loss) (d)	Drop/Handle (e)	Win or (Loss) Percentage (f)
1	Table and Other Games	106	\$ 2,410,047	\$ 17,449,892	13.8%
2	Poker	30	\$ 91,396		
3	Slot Machines	2,517	\$ 9,617,556	\$ 106,036,056	9.1%
4	Total Casino Win		\$ 12,118,999		

## GROSS REVENUE

5	Year-to-Date Table and Other Games and Poker Win .....	\$ 5,177,879	
6	Year-to-Date Slot Machine Win .....	\$ 19,102,811	
7	Year-to-Date Total Casino Win .....	\$ 24,280,690	
8	Adjustments .....	\$ 7	
9	Year-To-Date Gross Revenue .....	\$ 24,280,697	
10	Authorized Casino Square Footage - End of Month .....	159,998	
11	Authorized Simulcasting Square Footage - End of Month .....	-	
12	Simulcasting Revenue for the Month.....	\$ -	
13	Simulcasting Handle for the Month.....	\$ -	
14	Promotional Gaming Credits Wagered for the Month.....	\$ 2,236,124	

Under penalties of perjury, I declare that I have examined this report, and to the best of my knowledge and belief, it is true and complete.

March 6, 2015

DATE



Robert Allen

Finance Operations Controller 6793-11

TITLE (LICENSE NUMBER)