

# BALLY'S ATLANTIC CITY

## MONTHLY GROSS REVENUE REPORT

FOR THE MONTH OF AUGUST, 2015

### CASINO WIN - CURRENT MONTH

Line (a)	Type of Game (b)	Authorized Units (c)	Win or (Loss) (d)	Drop/Handle (e)	Win or (Loss) Percentage (f)
1	Table and Other Games	128	\$ 7,347,422	\$ 40,575,905	18.1%
2	Poker	42	\$ 440,007		
3	Slot Machines	1,840	\$ 15,563,618	\$ 163,772,598	9.5%
4	Total Casino Win		\$ 23,351,047		

### GROSS REVENUE

5	Year-to-Date Table and Other Games and Poker Win .....	\$ 48,279,493	
6	Year-to-Date Slot Machine Win .....	\$ 95,734,185	
7	Year-to-Date Total Casino Win .....		<b>\$ 144,013,678</b>
8	Adjustments .....		\$ -
9	Year-To-Date Gross Revenue .....		<b>\$ 144,013,678</b>
10	Authorized Casino Square Footage - End of Month .....	121,624	
11	Authorized Simulcasting Square Footage - End of Month .....	-	
12	Simulcasting Revenue for the Month.....	\$ -	
13	Simulcasting Handle for the Month.....	\$ -	
14	Promotional Gaming Credits Wagered for the Month.....	\$ 2,928,764	

Under penalties of perjury, I declare that I have examined this report, and to the best of my knowledge and belief, it is true and complete.

September 4, 2015  
\_\_\_\_\_  
DATE

*William Pangoras*  
\_\_\_\_\_  
William Pangoras  
  
Operations Controller (1792-11)  
\_\_\_\_\_  
TITLE (LICENSE NUMBER)

# BORGATA HOTEL CASINO & SPA

## MONTHLY GROSS REVENUE REPORT

FOR THE MONTH OF AUGUST, 2015

### CASINO WIN - CURRENT MONTH

Line (a)	Type of Game (b)	Authorized Units (c)	Win or (Loss) (d)	Drop/Handle (e)	Win or (Loss) Percentage (f)
1	Table and Other Games	186	\$ 24,519,998	\$ 142,853,215	17.2%
2	Poker	79	\$ 1,413,370		
3	Slot Machines	3,038	\$ 45,165,360	\$ 543,944,999	8.3%
4	Total Casino Win		\$ 71,098,728		


### GROSS REVENUE

5	Year-to-Date Table and Other Games and Poker Win .....	\$ 151,559,195	
6	Year-to-Date Slot Machine Win .....	\$ 311,887,147	
7	Year-to-Date Total Casino Win .....		<b>\$ 463,446,342</b>
8	Adjustments .....		\$ -
9	Year-To-Date Gross Revenue .....		<b>\$ 463,446,342</b>
10	Authorized Casino Square Footage - End of Month .....	137,125	
11	Authorized Simulcasting Square Footage - End of Month .....	23,620	
12	Simulcasting Revenue for the Month.....	\$ 299,950	
13	Simulcasting Handle for the Month.....	\$ 3,464,213	
14	Promotional Gaming Credits Wagered for the Month.....	\$ 6,718,226	

Under penalties of perjury, I declare that I have examined this report, and to the best of my knowledge and belief, it is true and complete.

September 7, 2015

DATE



Betty J Parker

Casino Controller 8038-11

TITLE (LICENSE NUMBER)

# CAESARS ATLANTIC CITY

## MONTHLY GROSS REVENUE REPORT

FOR THE MONTH OF AUGUST, 2015

### CASINO WIN - CURRENT MONTH

Line (a)	Type of Game (b)	Authorized Units (c)	Win or (Loss) (d)	Drop/Handle (e)	Win or (Loss) Percentage (f)
1	Table and Other Games	149	\$ 10,791,553	\$ 54,398,982	19.8%
2	Poker	0	\$ -		
3	Slot Machines	1,844	\$ 20,561,714	\$ 214,943,232	9.6%
4	Total Casino Win		\$ 31,353,267		

### GROSS REVENUE

5	Year-to-Date Table and Other Games and Poker Win .....	\$ 76,599,717	
6	Year-to-Date Slot Machine Win .....	\$ 133,288,008	
7	Year-to-Date Total Casino Win .....		<b>\$ 209,887,725</b>
8	Adjustments .....		<b>\$ 6,596</b>
9	Year-To-Date Gross Revenue .....		<b>\$ 209,894,321</b>
10	Authorized Casino Square Footage - End of Month .....	115,225	
11	Authorized Simulcasting Square Footage - End of Month .....	-	
12	Simulcasting Revenue for the Month.....	\$ -	
13	Simulcasting Handle for the Month.....	\$ -	
14	Promotional Gaming Credits Wagered for the Month.....	\$ 3,960,710	

Under penalties of perjury, I declare that I have examined this report, and to the best of my knowledge and belief, it is true and complete.

September 9, 2015  
\_\_\_\_\_  
DATE

  
\_\_\_\_\_  
Gail Myers

Operations Controller 3470-11  
\_\_\_\_\_  
TITLE (LICENSE NUMBER)

# GOLDEN NUGGET

## MONTHLY GROSS REVENUE REPORT

FOR THE MONTH OF AUGUST, 2015

### CASINO WIN - CURRENT MONTH

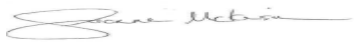
Line (a)	Type of Game (b)	Authorized Units (c)	Win or (Loss) (d)	Drop/Handle (e)	Win or (Loss) Percentage (f)
1	Table and Other Games	81	\$ 5,526,898	\$ 32,425,309	17.0%
2	Poker	10	\$ 86,697		
3	Slot Machines	1,376	\$ 14,572,692	\$ 158,003,863	9.2%
4	Total Casino Win		\$ 20,186,287		

### GROSS REVENUE

5	Year-to-Date Table and Other Games and Poker Win .....	\$ 38,683,224	
6	Year-to-Date Slot Machine Win .....	\$ 99,139,535	
7	Year-to-Date Total Casino Win .....		<b>\$ 137,822,759</b>
8	Adjustments .....		<b>\$ 6,200</b>
9	Year-To-Date Gross Revenue .....		<b>\$ 137,828,959</b>
10	Authorized Casino Square Footage - End of Month .....	79,980	
11	Authorized Simulcasting Square Footage - End of Month .....	-	
12	Simulcasting Revenue for the Month.....	\$ -	
13	Simulcasting Handle for the Month.....	\$ -	
14	Promotional Gaming Credits Wagered for the Month.....	\$ 3,151,705	

Under penalties of perjury, I declare that I have examined this report, and to the best of my knowledge and belief, it is true and complete.

September 8, 2015  
\_\_\_\_\_  
DATE

  
\_\_\_\_\_  
Joanne McKensie  
Director of Finance/Controller 1231.11  
\_\_\_\_\_  
TITLE (LICENSE NUMBER)

# HARRAH'S RESORT ATLANTIC CITY

## MONTHLY GROSS REVENUE REPORT

FOR THE MONTH OF AUGUST 2015

### CASINO WIN - CURRENT MONTH

Line (a)	Type of Game (b)	Authorized Units (c)	Win or (Loss) (d)	Drop/Handle (e)	Win or (Loss) Percentage (f)
1	Table and Other Games	136	\$ 7,056,490	\$ 43,660,957	16.2%
2	Poker	40	\$ 390,730		
3	Slot Machines	2,174	\$ 28,087,917	\$ 330,936,727	8.5%
4	Total Casino Win		\$ 35,535,137		

### GROSS REVENUE

5	Year-to-Date Table and Other Games and Poker Win .....	\$ 63,825,116	
6	Year-to-Date Slot Machine Win .....	\$ 192,852,876	
7	Year-to-Date Total Casino Win .....		<b>\$ 256,677,992</b>
8	Adjustments .....		<b>\$ 2,000</b>
9	Year-To-Date Gross Revenue .....		<b>\$ 256,679,992</b>
10	Authorized Casino Square Footage - End of Month .....	154,795	
11	Authorized Simulcasting Square Footage - End of Month .....	-	
12	Simulcasting Revenue for the Month.....	\$ -	
13	Simulcasting Handle for the Month.....	\$ -	
14	Promotional Gaming Credits Wagered for the Month.....	\$ 4,793,355	

Under penalties of perjury, I declare that I have examined this report, and to the best of my knowledge and belief, it is true and complete.

September 4, 2015

DATE



Joseph Lodise

Vice President of Finance (008900-11)

TITLE (LICENSE NUMBER)

# RESORTS CASINO HOTEL(DGMB CASINO LLC)

## MONTHLY GROSS REVENUE REPORT

FOR THE MONTH OF AUGUST 2015

### CASINO WIN - CURRENT MONTH


Line (a)	Type of Game (b)	Authorized Units (c)	Win or (Loss) (d)	Drop/Handle (e)	Win or (Loss) Percentage (f)
1	Table and Other Games	71	\$ 3,341,306	\$ 24,036,040	13.9%
2	Poker	0	\$ -		
3	Slot Machines	1,553	\$ 14,241,219	\$ 152,132,185	9.4%
4	Total Casino Win		\$ 17,582,525		

### GROSS REVENUE

5	Year-to-Date Table and Other Games and Poker Win .....	\$ 21,407,971	
6	Year-to-Date Slot Machine Win .....	\$ 85,836,216	
7	Year-to-Date Total Casino Win .....		<b>\$ 107,244,187</b>
8	Adjustments .....		<b>\$ (6,252)</b>
9	Year-To-Date Gross Revenue .....		<b>\$ 107,237,935</b>
10	Authorized Casino Square Footage - End of Month .....	83,016	
11	Authorized Simulcasting Square Footage - End of Month .....	-	
12	Simulcasting Revenue for the Month.....	\$ -	
13	Simulcasting Handle for the Month.....	\$ -	
14	Promotional Gaming Credits Wagered for the Month.....	\$ 2,600,319	

Under penalties of perjury, I declare that I have examined this report, and to the best of my knowledge and belief, it is true and complete.

September 9, 2015  
\_\_\_\_\_  
DATE

  
\_\_\_\_\_  
Walter Simon

Director Operational Accounting 3930-11  
\_\_\_\_\_  
TITLE (LICENSE NUMBER)

# Tropicana Casino & Resort

## MONTHLY GROSS REVENUE REPORT

FOR THE MONTH OF: AUGUST 2015

### CASINO WIN - CURRENT MONTH


Line (a)	Type of Game (b)	Authorized Units (c)	Win or (Loss) (d)	Drop/Handle (e)	Win or (Loss) Percentage (f)
1	Table and Other Games	113	\$ 4,616,976	\$ 35,623,497	13.0%
2	Poker	22	\$ 287,193		
3	Slot Machines	2,311	\$ 23,442,807	\$ 250,217,615	9.4%
4	Total Casino Win		\$ 28,346,976		

### GROSS REVENUE

5	Year-to-Date Table and Other Games and Poker Win .....	\$ 36,621,913	
6	Year-to-Date Slot Machine Win .....	\$ 153,660,862	
7	Year-to-Date Total Casino Win .....		<b>\$ 190,282,775</b>
8	Adjustments .....		<b>\$ -</b>
9	Year-To-Date Gross Revenue .....		<b>\$ 190,282,775</b>
10	Authorized Casino Square Footage - End of Month .....	124,791	
11	Authorized Simulcasting Square Footage - End of Month .....	-	
12	Simulcasting Revenue for the Month.....	\$ -	
13	Simulcasting Handle for the Month.....	\$ -	
14	Promotional Gaming Credits Wagered for the Month.....	\$ 4,005,163	

Under penalties of perjury, I declare that I have examined this report, and to the best of my knowledge and belief, it is true and complete.

September 9, 2015  
\_\_\_\_\_  
DATE

  
\_\_\_\_\_  
Jeff Bohrer

\_\_\_\_\_  
Casino Controller, 7488-11

# TRUMP TAJ MAHAL CASINO RESORT

## MONTHLY GROSS REVENUE REPORT

FOR THE MONTH OF AUGUST, 2015

### CASINO WIN - CURRENT MONTH


Line (a)	Type of Game (b)	Authorized Units (c)	Win or (Loss) (d)	Drop/Handle (e)	Win or (Loss) Percentage (f)
1	Table and Other Games	130	\$ 4,127,038	\$ 26,148,364	15.8%
2	Poker	0	\$ -		
3	Slot Machines	2,519	\$ 14,782,656	\$ 156,677,801	9.4%
4	Total Casino Win		\$ 18,909,694		

### GROSS REVENUE

5	Year-to-Date Table and Other Games and Poker Win .....	\$ 26,590,549	
6	Year-to-Date Slot Machine Win .....	\$ 99,845,690	
7	Year-to-Date Total Casino Win .....		<b>\$ 126,436,239</b>
8	Adjustments .....		<b>\$ 2,937</b>
9	Year-To-Date Gross Revenue .....		<b>\$ 126,439,176</b>
10	Authorized Casino Square Footage - End of Month .....	159,998	
11	Authorized Simulcasting Square Footage - End of Month .....	-	
12	Simulcasting Revenue for the Month.....	\$ -	
13	Simulcasting Handle for the Month.....	\$ -	
14	Promotional Gaming Credits Wagered for the Month.....	\$ 2,773,619	

Under penalties of perjury, I declare that I have examined this report, and to the best of my knowledge and belief, it is true and complete.

September 9, 2015  
\_\_\_\_\_  
DATE

  
\_\_\_\_\_  
Robert Allen

Finance Operations Controller 6793-11  
\_\_\_\_\_  
TITLE (LICENSE NUMBER)