

# BALLY'S ATLANTIC CITY

## MONTHLY GROSS REVENUE REPORT

FOR THE MONTH OF SEPTEMBER, 2015

### CASINO WIN - CURRENT MONTH


Line (a)	Type of Game (b)	Authorized Units (c)	Win or (Loss) (d)	Drop/Handle (e)	Win or (Loss) Percentage (f)
1	Table and Other Games	128	\$ 5,387,976	\$ 36,720,514	14.7%
2	Poker	42	\$ 343,395		
3	Slot Machines	1,840	\$ 13,069,576	\$ 137,747,332	9.5%
4	Total Casino Win		\$ 18,800,947		

### GROSS REVENUE

5	Year-to-Date Table and Other Games and Poker Win .....	\$ 54,010,864	
6	Year-to-Date Slot Machine Win .....	\$ 108,803,761	
7	Year-to-Date Total Casino Win .....		<b>\$ 162,814,625</b>
8	Adjustments .....		\$ -
9	Year-To-Date Gross Revenue .....		<b>\$ 162,814,625</b>
10	Authorized Casino Square Footage - End of Month .....	121,624	
11	Authorized Simulcasting Square Footage - End of Month .....	-	
12	Simulcasting Revenue for the Month.....	\$ -	
13	Simulcasting Handle for the Month.....	\$ -	
14	Promotional Gaming Credits Wagered for the Month.....	\$ 2,613,220	

Under penalties of perjury, I declare that I have examined this report, and to the best of my knowledge and belief, it is true and complete.

OCTOBER 6, 2015  
\_\_\_\_\_  
DATE

  
\_\_\_\_\_  
William Pangoras  
  
Operations Controller (1792-11)  
\_\_\_\_\_  
TITLE (LICENSE NUMBER)

# BORGATA HOTEL CASINO & SPA

## MONTHLY GROSS REVENUE REPORT

FOR THE MONTH OF SEPTEMBER, 2015

### CASINO WIN - CURRENT MONTH

Line (a)	Type of Game (b)	Authorized Units (c)	Win or (Loss) (d)	Drop/Handle (e)	Win or (Loss) Percentage (f)
1	Table and Other Games	186	\$ 19,076,315	\$ 111,225,386	17.2%
2	Poker	130	\$ 2,346,424		
3	Slot Machines	3,038	\$ 41,532,509	\$ 488,622,341	8.5%
4	Total Casino Win		\$ 62,955,248		

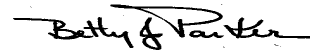
### GROSS REVENUE

5	Year-to-Date Table and Other Games and Poker Win .....	\$ 172,981,934	
6	Year-to-Date Slot Machine Win .....	\$ 353,419,656	
7	Year-to-Date Total Casino Win .....		\$ 526,401,590
8	Adjustments .....		\$ -
9	Year-To-Date Gross Revenue .....		\$ 526,401,590
10	Authorized Casino Square Footage - End of Month .....	137,125	
11	Authorized Simulcasting Square Footage - End of Month .....	23,620	
12	Simulcasting Revenue for the Month.....	\$ 218,930	
13	Simulcasting Handle for the Month.....	\$ 2,488,001	
14	Promotional Gaming Credits Wagered for the Month.....	\$ 6,184,808	

Under penalties of perjury, I declare that I have examined this report, and to the best of my knowledge and belief, it is true and complete.

October 8, 2015

DATE



Betty Parker

Casino Controller 8038-11

TITLE (LICENSE NUMBER)

# CAESARS ATLANTIC CITY

## MONTHLY GROSS REVENUE REPORT

FOR THE MONTH OF SEPTEMBER, 2015

### CASINO WIN - CURRENT MONTH

Line (a)	Type of Game (b)	Authorized Units (c)	Win or (Loss) (d)	Drop/Handle (e)	Win or (Loss) Percentage (f)
1	Table and Other Games	150	\$ 14,799,966	\$ 59,583,697	24.8%
2	Poker	0	\$ -		
3	Slot Machines	1,854	\$ 16,290,523	\$ 184,069,937	8.9%
4	Total Casino Win		\$ 31,090,489		

### GROSS REVENUE

5	Year-to-Date Table and Other Games and Poker Win .....	\$ 91,399,683	
6	Year-to-Date Slot Machine Win .....	\$ 149,578,531	
7	Year-to-Date Total Casino Win .....	<b>\$ 240,978,214</b>	
8	Adjustments .....	<b>\$ 6,596</b>	
9	Year-To-Date Gross Revenue .....	<b>\$ 240,984,810</b>	
10	Authorized Casino Square Footage - End of Month .....	115,225	
11	Authorized Simulcasting Square Footage - End of Month .....	-	
12	Simulcasting Revenue for the Month.....	\$ -	
13	Simulcasting Handle for the Month.....	\$ -	
14	Promotional Gaming Credits Wagered for the Month.....	\$ 3,195,219	

Under penalties of perjury, I declare that I have examined this report, and to the best of my knowledge and belief, it is true and complete.

October 9, 2015

DATE



Gail Myers

Operations Controller 3470-11

TITLE (LICENSE NUMBER)

# GOLDEN NUGGET

## MONTHLY GROSS REVENUE REPORT

FOR THE MONTH OF SEPTEMBER, 2015

### CASINO WIN - CURRENT MONTH


Line (a)	Type of Game (b)	Authorized Units (c)	Win or (Loss) (d)	Drop/Handle (e)	Win or (Loss) Percentage (f)
1	Table and Other Games	81	\$ 4,219,363	\$ 28,461,417	14.8%
2	Poker	10	\$ 84,045		
3	Slot Machines	1,376	\$ 12,946,596	\$ 136,073,701	9.5%
4	Total Casino Win		\$ 17,250,004		

### GROSS REVENUE

5	Year-to-Date Table and Other Games and Poker Win .....	\$ 42,986,632
6	Year-to-Date Slot Machine Win .....	\$ 112,086,131
7	Year-to-Date Total Casino Win .....	<u>\$ 155,072,763</u>
8	Adjustments .....	<u>\$ 6,200</u>
9	Year-To-Date Gross Revenue .....	<u>\$ 155,078,963</u>
10	Authorized Casino Square Footage - End of Month .....	79,980
11	Authorized Simulcasting Square Footage - End of Month .....	-
12	Simulcasting Revenue for the Month.....	\$ -
13	Simulcasting Handle for the Month.....	\$ -
14	Promotional Gaming Credits Wagered for the Month.....	\$ 2,783,214

Under penalties of perjury, I declare that I have examined this report, and to the best of my knowledge and belief, it is true and complete

October 9, 2015  
DATE

  
 [TYPE NAME HERE]  
 Director of Finance/Controller 1231 -11  
 TITLE (LICENSE NUMBER)

# HARRAH'S RESORT ATLANTIC CITY

## MONTHLY GROSS REVENUE REPORT

FOR THE MONTH OF SEPTEMBER 2015

### CASINO WIN - CURRENT MONTH

Line (a)	Type of Game (b)	Authorized Units (c)	Win or (Loss) (d)	Drop/Handle (e)	Win or (Loss) Percentage (f)
1	Table and Other Games	136	\$ 6,604,368	\$ 38,389,253	17.2%
2	Poker	40	\$ 328,208		
3	Slot Machines	2,156	\$ 24,700,673	\$ 293,766,943	8.4%
4	Total Casino Win		\$ 31,633,249		

### GROSS REVENUE

5	Year-to-Date Table and Other Games and Poker Win .....	\$ 70,757,692	
6	Year-to-Date Slot Machine Win .....	\$ 217,553,549	
7	Year-to-Date Total Casino Win .....		<b>\$ 288,311,241</b>
8	Adjustments .....		<b>\$ 43,381</b>
9	Year-To-Date Gross Revenue .....		<b>\$ 288,354,622</b>
10	Authorized Casino Square Footage - End of Month .....	154,795	
11	Authorized Simulcasting Square Footage - End of Month .....	-	
12	Simulcasting Revenue for the Month.....	\$ -	
13	Simulcasting Handle for the Month.....	\$ -	
14	Promotional Gaming Credits Wagered for the Month.....	\$ 4,140,953	

Under penalties of perjury, I declare that I have examined this report, and to the best of my knowledge and belief, it is true and complete.

October 6, 2015

DATE



Joseph Lodise

Vice President of Finance (008900-11)

TITLE (LICENSE NUMBER)

# RESORTS CASINO HOTEL (DGMB CASINO LLC)

## MONTHLY GROSS REVENUE REPORT

FOR THE MONTH OF SEPTEMBER, 2015

### CASINO WIN - CURRENT MONTH

Line (a)	Type of Game (b)	Authorized Units (c)	Win or (Loss) (d)	Drop/Handle (e)	Win or (Loss) Percentage (f)
1	Table and Other Games	71	\$ 3,328,529	\$ 21,708,371	15.3%
2	Poker	0	\$ -		
3	Slot Machines	1,578	\$ 11,942,173	\$ 129,614,393	9.2%
4	Total Casino Win		\$ 15,270,702		

### GROSS REVENUE

5	Year-to-Date Table and Other Games and Poker Win .....	\$ 24,736,500
6	Year-to-Date Slot Machine Win .....	\$ 97,778,389
7	Year-to-Date Total Casino Win .....	<b>\$ 122,514,889</b>
8	Adjustments .....	<b>\$ (9,660)</b>
9	Year-To-Date Gross Revenue .....	<b>\$ 122,505,229</b>
10	Authorized Casino Square Footage - End of Month .....	83,016
11	Authorized Simulcasting Square Footage - End of Month .....	-
12	Simulcasting Revenue for the Month.....	\$ -
13	Simulcasting Handle for the Month.....	\$ -
14	Promotional Gaming Credits Wagered for the Month.....	\$ 2,319,915

Under penalties of perjury, I declare that I have examined this report, and to the best of my knowledge and belief, it is true and complete.

OCTOBER 09, 2015

DATE



Walter Simon

Director Operational Accounting 3930-11  
TITLE (LICENSE NUMBER)

# Tropicana Casino & Resort

## MONTHLY GROSS REVENUE REPORT

FOR THE MONTH OF: September-15

### CASINO WIN - CURRENT MONTH

Line (a)	Type of Game (b)	Authorized Units (c)	Win or (Loss) (d)	Drop/Handle (e)	Win or (Loss) Percentage (f)
1	Table and Other Games	108	\$ 4,301,739	\$ 29,587,978	14.5%
2	Poker	22	\$ 244,983		
3	Slot Machines	2,316	\$ 19,857,465	\$ 207,409,675	9.6%
4	Total Casino Win		\$ 24,404,187		

### GROSS REVENUE

5	Year-to-Date Table and Other Games and Poker Win .....	\$ 41,168,635	
6	Year-to-Date Slot Machine Win .....	\$ 173,518,327	
7	Year-to-Date Total Casino Win .....		<b>\$ 214,686,962</b>
8	Adjustments .....		<b>\$ -</b>
9	Year-To-Date Gross Revenue .....		<b>\$ 214,686,962</b>
10	Authorized Casino Square Footage - End of Month .....	124,791	
11	Authorized Simulcasting Square Footage - End of Month .....	-	
12	Simulcasting Revenue for the Month.....	\$ -	
13	Simulcasting Handle for the Month.....	\$ -	
14	Promotional Gaming Credits Wagered for the Month.....	\$ 3,347,628	

Under penalties of perjury, I declare that I have examined this report, and to the best of my knowledge and belief, it is true and complete.

October 9, 2015

DATE



Jeff Bohrer

Casino Controller, 7488-11

# TRUMP TAJ MAHAL CASINO RESORT MONTHLY GROSS REVENUE REPORT FOR THE MONTH OF SEPTEMBER, 2015

## CASINO WIN - CURRENT MONTH

Line (a)	Type of Game (b)	Authorized Units (c)	Win or (Loss) (d)	Drop/Handle (e)	Win or (Loss) Percentage (f)
1	Table and Other Games	130	\$ 3,624,266	\$ 21,753,660	16.7%
2	Poker	0	\$ -		
3	Slot Machines	2,519	\$ 13,070,310	\$ 142,437,158	9.2%
4	Total Casino Win		\$ 16,694,576		

## GROSS REVENUE

5	Year-to-Date Table and Other Games and Poker Win .....	\$ 30,214,815	
6	Year-to-Date Slot Machine Win .....	\$ 112,916,000	
7	Year-to-Date Total Casino Win .....		<b>\$ 143,130,815</b>
8	Adjustments .....		<b>\$ 2,937</b>
9	Year-To-Date Gross Revenue .....		<b>\$ 143,133,752</b>
10	Authorized Casino Square Footage - End of Month .....	159,998	
11	Authorized Simulcasting Square Footage - End of Month .....	-	
12	Simulcasting Revenue for the Month.....	\$ -	
13	Simulcasting Handle for the Month.....	\$ -	
14	Promotional Gaming Credits Wagered for the Month.....	\$ 2,693,687	

Under penalties of perjury, I declare that I have examined this report, and to the best of my knowledge and belief, it is true and complete.

October 7, 2015

DATE



Robert Allen

Finance Operations Controller 6793-11

TITLE (LICENSE NUMBER)