

# BALLY'S ATLANTIC CITY

## MONTHLY GROSS REVENUE REPORT

FOR THE MONTH OF SEPTEMBER, 2016

### CASINO WIN - CURRENT MONTH

Line (a)	Type of Game (b)	Authorized Units (c)	Win or (Loss) (d)	Drop/Handle (e)	Win or (Loss) Percentage (f)
1	Table and Other Games	129	\$ 6,290,939	\$ 32,801,562	19.2%
2	Poker	42	\$ 295,446		
3	Slot Machines	1,841	\$ 11,530,317	\$ 123,246,843	9.4%
4	Total Casino Win		\$ 18,116,702		

### GROSS REVENUE

5	Year-to-Date Table and Other Games and Poker Win .....	\$ 58,468,983	
6	Year-to-Date Slot Machine Win .....	\$ 103,930,926	
7	Year-to-Date Total Casino Win .....		\$ 162,399,909
8	Adjustments .....		\$ -
9	Year-To-Date Gross Revenue .....		\$ 162,399,909
10	Authorized Casino Square Footage - End of Month .....	121,624	
11	Authorized Simulcasting Square Footage - End of Month .....	-	
12	Simulcasting Revenue for the Month.....	\$ -	
13	Simulcasting Handle for the Month.....	\$ -	
14	Promotional Gaming Credits Wagered for the Month.....	\$ 1,794,010	

Under penalties of perjury, I declare that I have examined this report, and to the best of my knowledge and belief, it is true and complete.

October 6, 2016

DATE



WILLIAM PANGORAS

OPERATIONS CONTROLLER (1792-11)

TITLE (LICENSE NUMBER)

# BORGATA HOTEL CASINO & SPA

## MONTHLY GROSS REVENUE REPORT

FOR THE MONTH OF SEPTEMBER, 2016

**CASINO WIN - CURRENT MONTH**

**AMENDED January 16, 2017**

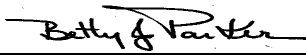
Line (a)	Type of Game (b)	Authorized Units (c)	Win or (Loss) (d)	Drop/Handle (e)	Win or (Loss) Percentage (f)
1	Table and Other Games	186	\$ 18,755,345	\$ 120,523,304	15.6%
2	Poker	128	\$ 2,316,527		
3	Slot Machines	3,026	\$ 43,210,369	\$ 517,047,648	8.4%
4	Total Casino Win		\$ 64,282,241		

**GROSS REVENUE**

5	Year-to-Date Table and Other Games and Poker Win .....	\$ 173,497,128	
6	Year-to-Date Slot Machine Win .....	\$ 374,650,256	
7	Year-to-Date Total Casino Win .....		<b>\$ 548,147,384</b>
8	Adjustments .....		\$ -
9	Year-To-Date Gross Revenue .....		<b>\$ 548,147,384</b>
10	Authorized Casino Square Footage - End of Month .....	136,551	
11	Authorized Simulcasting Square Footage - End of Month .....	23,620	
12	Simulcasting Revenue for the Month.....	\$ 232,533	
13	Simulcasting Handle for the Month.....	\$ 2,740,146	
14	Promotional Gaming Credits Wagered for the Month.....	\$ 6,858,971	

Under penalties of perjury, I declare that I have examined this report, and to the best of my knowledge and belief, it is true and complete.

January 16, 2017  
\_\_\_\_\_  
DATE

  
\_\_\_\_\_  
Betty J. Parker  
Casino Controller 8038-11  
\_\_\_\_\_  
TITLE (LICENSE NUMBER)

# CAESARS ATLANTIC CITY

## MONTHLY GROSS REVENUE REPORT

FOR THE MONTH OF SEPTEMBER, 2016

### CASINO WIN - CURRENT MONTH

Line (a)	Type of Game (b)	Authorized Units (c)	Win or (Loss) (d)	Drop/Handle (e)	Win or (Loss) Percentage (f)
1	Table and Other Games	138	\$ 13,676,133	\$ 62,817,099	21.8%
2	Poker	0	\$ -		
3	Slot Machines	1,854	\$ 16,198,095	\$ 179,789,852	9.0%
4	Total Casino Win		\$ 29,874,228		

### GROSS REVENUE

5	Year-to-Date Table and Other Games and Poker Win .....	\$ 80,253,098	
6	Year-to-Date Slot Machine Win .....	\$ 147,297,984	
7	Year-to-Date Total Casino Win .....		<b>\$ 227,551,082</b>
8	Adjustments .....		<b>\$ 4,492</b>
9	Year-To-Date Gross Revenue .....		<b>\$ 227,555,574</b>
10	Authorized Casino Square Footage - End of Month .....	115,225	
11	Authorized Simulcasting Square Footage - End of Month .....	-	
12	Simulcasting Revenue for the Month.....	\$ -	
13	Simulcasting Handle for the Month.....	\$ -	
14	Promotional Gaming Credits Wagered for the Month.....	\$ 2,476,797	

Under penalties of perjury, I declare that I have examined this report, and to the best of my knowledge and belief, it is true and complete.

October 7, 2016

DATE



Gail Myers

Operations Controller 3470-11

TITLE (LICENSE NUMBER)

# GOLDEN NUGGET

## MONTHLY GROSS REVENUE REPORT

FOR THE MONTH OF SEPTEMBER, 2016

### CASINO WIN - CURRENT MONTH

Line (a)	Type of Game (b)	Authorized Units (c)	Win or (Loss) (d)	Drop/Handle (e)	Win or (Loss) Percentage (f)
1	Table and Other Games	84	\$ 4,177,758	\$ 30,136,923	13.9%
2	Poker	10	\$ 74,634		
3	Slot Machines	1,445	\$ 13,634,677	\$ 145,875,521	9.3%
4	Total Casino Win		\$ 17,887,069		

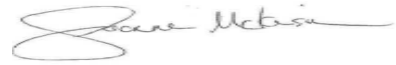
### GROSS REVENUE

5	Year-to-Date Table and Other Games and Poker Win .....	\$ 44,828,926	
6	Year-to-Date Slot Machine Win .....	\$ 114,155,771	
7	Year-to-Date Total Casino Win .....		<b>\$ 158,984,697</b>
8	Adjustments .....		<b>\$ (9,900)</b>
9	Year-To-Date Gross Revenue .....		<b>\$ 158,974,797</b>
10	Authorized Casino Square Footage - End of Month .....	78,957	
11	Authorized Simulcasting Square Footage - End of Month .....	-	
12	Simulcasting Revenue for the Month.....	\$ -	
13	Simulcasting Handle for the Month.....	\$ -	
14	Promotional Gaming Credits Wagered for the Month.....	\$ 3,050,208	

Under penalties of perjury, I declare that I have examined this report, and to the best of my knowledge and belief, it is true and complete.

October 6, 2016

DATE



Joanne McKensie

Director of Finance/Controller 1231.11

# HARRAH'S RESORT ATLANTIC CITY

## MONTHLY GROSS REVENUE REPORT

FOR THE MONTH OF SEPTEMBER 2016

### CASINO WIN - CURRENT MONTH

Line (a)	Type of Game (b)	Authorized Units (c)	Win or (Loss) (d)	Drop/Handle (e)	Win or (Loss) Percentage (f)
1	Table and Other Games	135	\$ 6,352,138	\$ 38,919,917	16.3%
2	Poker	40	\$ 318,445		
3	Slot Machines	2,192	\$ 22,326,040	\$ 271,564,359	8.2%
4	Total Casino Win		\$ 28,996,623		


### GROSS REVENUE

5	Year-to-Date Table and Other Games and Poker Win .....	\$ 70,969,626	
6	Year-to-Date Slot Machine Win .....	\$ 197,828,761	
7	Year-to-Date Total Casino Win .....		<b>\$ 268,798,387</b>
8	Adjustments .....		<b>\$ 2,600</b>
9	Year-To-Date Gross Revenue .....		<b>\$ 268,800,987</b>
10	Authorized Casino Square Footage - End of Month .....	155,195	
11	Authorized Simulcasting Square Footage - End of Month .....	-	
12	Simulcasting Revenue for the Month.....	\$ -	
13	Simulcasting Handle for the Month.....	\$ -	
14	Promotional Gaming Credits Wagered for the Month.....	\$ 3,296,754	

Under penalties of perjury, I declare that I have examined this report, and to the best of my knowledge and belief, it is true and complete.

October 5, 2016

DATE



Joseph Lodise

Vice President of Finance (008900-11)

TITLE (LICENSE NUMBER)

# RESORTS CASINO HOTEL (DGMB CASINO LLC)

## MONTHLY GROSS REVENUE REPORT

FOR THE MONTH OF SEPTEMBER 2016

### CASINO WIN - CURRENT MONTH


Line (a)	Type of Game (b)	Authorized Units (c)	Win or (Loss) (d)	Drop/Handle (e)	Win or (Loss) Percentage (f)
1	Table and Other Games	74	\$ 4,179,426	\$ 21,285,354	19.6%
2	Poker	0	\$ -		
3	Slot Machines	1,555	\$ 12,712,336	\$ 130,548,414	9.7%
4	Total Casino Win		\$ 16,891,762		

### GROSS REVENUE

5	Year-to-Date Table and Other Games and Poker Win .....	\$ 27,775,942	
6	Year-to-Date Slot Machine Win .....	\$ 104,209,308	
7	Year-to-Date Total Casino Win .....		<b>\$ 131,985,250</b>
8	Adjustments .....		<b>\$ 1,600</b>
9	Year-To-Date Gross Revenue .....		<b>\$ 131,986,850</b>
10	Authorized Casino Square Footage - End of Month .....	83,016	
11	Authorized Simulcasting Square Footage - End of Month .....	-	
12	Simulcasting Revenue for the Month.....	\$ -	
13	Simulcasting Handle for the Month.....	\$ -	
14	Promotional Gaming Credits Wagered for the Month.....	\$ 2,461,906	

Under penalties of perjury, I declare that I have examined this report, and to the best of my knowledge and belief, it is true and complete.

October 7, 2016  
\_\_\_\_\_  
DATE

  
\_\_\_\_\_  
Walter Simon

Director Operational Accounting 3930-11  
\_\_\_\_\_  
TITLE (LICENSE NUMBER)

# TROPICANA CASINO & RESORT MONTHLY GROSS REVENUE REPORT

FOR THE MONTH OF: SEPTEMBER, 2016

## CASINO WIN - CURRENT MONTH

Amended October 19, 2016

Line (a)	Type of Game (b)	Authorized Units (c)	Win or (Loss) (d)	Drop/Handle (e)	Win or (Loss) Percentage (f)
1	Table and Other Games	114	\$ 5,209,911	\$ 30,400,642	17.1%
2	Poker	22	\$ 233,069		
3	Slot Machines	2,275	\$ 20,737,771	\$ 218,657,064	9.5%
4	Total Casino Win		\$ 26,180,751		

## GROSS REVENUE

5	Year-to-Date Table and Other Games and Poker Win .....	\$ 48,392,909	
6	Year-to-Date Slot Machine Win .....	\$ 178,924,462	
7	Year-to-Date Total Casino Win .....		<b>\$ 227,317,371</b>
8	Adjustments .....		<b>\$ -</b>
9	Year-To-Date Gross Revenue .....		<b>\$ 227,317,371</b>
10	Authorized Casino Square Footage - End of Month .....	124,791	
11	Authorized Simulcasting Square Footage - End of Month .....	-	
12	Simulcasting Revenue for the Month.....	\$ -	
13	Simulcasting Handle for the Month.....	\$ -	
14	Promotional Gaming Credits Wagered for the Month.....	\$ 3,815,044	

Under penalties of perjury, I declare that I have examined this report, and to the best of my knowledge and belief, it is true and complete.

October 19, 2016

DATE



Jeff Bohrer

Casino Controller 7488-11

# TRUMP TAJ MAHAL CASINO RESORT

## MONTHLY GROSS REVENUE REPORT

FOR THE MONTH OF SEPTEMBER, 2016

### CASINO WIN - CURRENT MONTH

Line (a)	Type of Game (b)	Authorized Units (c)	Win or (Loss) (d)	Drop/Handle (e)	Win or (Loss) Percentage (f)
1	Table and Other Games	37	\$ 1,462,879	\$ 7,575,447	19.3%
2	Poker	5	\$ 21,433		
3	Slot Machines	2,489	\$ 6,664,527	\$ 69,253,301	9.6%
4	Total Casino Win		\$ 8,148,839		

### GROSS REVENUE

5	Year-to-Date Table and Other Games and Poker Win .....	\$ 28,514,477	
6	Year-to-Date Slot Machine Win .....	\$ 96,130,883	
7	Year-to-Date Total Casino Win .....		<b>\$ 124,645,360</b>
8	Adjustments .....		<b>\$ 9,000</b>
9	Year-To-Date Gross Revenue .....		<b>\$ 124,654,360</b>
10	Authorized Casino Square Footage - End of Month .....	159,998	
11	Authorized Simulcasting Square Footage - End of Month .....	-	
12	Simulcasting Revenue for the Month.....	\$ -	
13	Simulcasting Handle for the Month.....	\$ -	
14	Promotional Gaming Credits Wagered for the Month.....	\$ 2,170,558	

Under penalties of perjury, I declare that I have examined this report, and to the best of my knowledge and belief, it is true and complete.

October 7, 2016

DATE



Robert Allen

Finance Operations Controller 6793-11

TITLE (LICENSE NUMBER)