

BALLY'S ATLANTIC CITY

MONTHLY GROSS REVENUE REPORT

FOR THE MONTH OF FEBRUARY, 2017

CASINO WIN - CURRENT MONTH

Line (a)	Type of Game (b)	Authorized Units (c)	Win or (Loss) (d)	Drop/Handle (e)	Win or (Loss) Percentage (f)
1	Table and Other Games	130	\$ 5,610,658	\$ 29,458,783	19.0%
2	Poker	42	\$ 251,037		
3	Slot Machines	1,776	\$ 10,452,791	\$ 116,229,952	9.0%
4	Total Casino Win		\$ 16,314,486		

GROSS REVENUE

5	Year-to-Date Table and Other Games and Poker Win	\$ 10,617,153	
6	Year-to-Date Slot Machine Win	\$ 19,697,801	
7	Year-to-Date Total Casino Win		\$ 30,314,954
8	Adjustments		\$ -
9	Year-To-Date Gross Revenue		\$ 30,314,954
10	Authorized Casino Square Footage - End of Month	122,792	
11	Authorized Simulcasting Square Footage - End of Month	-	
12	Simulcasting Revenue for the Month.....	\$ -	
13	Simulcasting Handle for the Month.....	\$ -	
14	Promotional Gaming Credits Wagered for the Month.....	\$ 1,899,884	

Under penalties of perjury, I declare that I have examined this report, and to the best of my knowledge and belief, it is true and complete.

March 7, 2017

DATE



WILLIAM PANGORAS

OPERATIONS CONTROLLER (1792-11
TITLE (LICENSE NUMBER)

BORGATA HOTEL CASINO & SPA

MONTHLY GROSS REVENUE REPORT

FOR THE MONTH OF FEBRUARY, 2017

CASINO WIN - CURRENT MONTH

Line (a)	Type of Game (b)	Authorized Units (c)	Win or (Loss) (d)	Drop/Handle (e)	Win or (Loss) Percentage (f)
1	Table and Other Games	186	\$ 17,141,533	\$ 92,206,422	18.6%
2	Poker	89	\$ 1,267,606		
3	Slot Machines	3,026	\$ 39,776,054	\$ 462,105,421	8.6%
4	Total Casino Win		\$ 58,185,193		

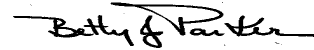
GROSS REVENUE

5	Year-to-Date Table and Other Games and Poker Win	\$ 40,465,435	
6	Year-to-Date Slot Machine Win	\$ 78,272,448	
7	Year-to-Date Total Casino Win		\$ 118,737,883
8	Adjustments		\$ -
9	Year-To-Date Gross Revenue		\$ 118,737,883
10	Authorized Casino Square Footage - End of Month	136,551	
11	Authorized Simulcasting Square Footage - End of Month	23,620	
12	Simulcasting Revenue for the Month.....	\$ 202,966	
13	Simulcasting Handle for the Month.....	\$ 2,418,162	
14	Promotional Gaming Credits Wagered for the Month.....	\$ 6,208,190	

Under penalties of perjury, I declare that I have examined this report, and to the best of my knowledge and belief, it is true and complete.

March 10, 2017

DATE



Betty J. Parker

Casino Controller 8038-11

TITLE (LICENSE NUMBER)

CAESARS ATLANTIC CITY
MONTHLY GROSS REVENUE REPORT
FOR THE MONTH OF FEBRUARY, 2017

CASINO WIN - CURRENT MONTH

Line (a)	Type of Game (b)	Authorized Units (c)	Win or (Loss) (d)	Drop/Handle (e)	Win or (Loss) Percentage (f)
1	Table and Other Games	137	\$ 7,925,847	\$ 48,211,023	16.4%
2	Poker	0	\$ -		
3	Slot Machines	1,853	\$ 14,904,000	\$ 167,990,500	8.9%
4	Total Casino Win		\$ 22,829,847		

GROSS REVENUE

5	Year-to-Date Table and Other Games and Poker Win	\$ 22,025,783	
6	Year-to-Date Slot Machine Win	\$ 29,033,118	
7	Year-to-Date Total Casino Win		\$ 51,058,901
8	Adjustments		\$ 355
9	Year-To-Date Gross Revenue		\$ 51,059,256
10	Authorized Casino Square Footage - End of Month	115,225	
11	Authorized Simulcasting Square Footage - End of Month	-	
12	Simulcasting Revenue for the Month.....	\$ -	
13	Simulcasting Handle for the Month.....	\$ -	
14	Promotional Gaming Credits Wagered for the Month.....	\$ 2,703,519	

Under penalties of perjury, I declare that I have examined this report, and to the best of my knowledge and belief, it is true and complete.

March 09, 2017

DATE



Gail Myers

Operations Controller 3470-11

GOLDEN NUGGET

MONTHLY GROSS REVENUE REPORT

FOR THE MONTH OF FEBRUARY, 2017

CASINO WIN - CURRENT MONTH

Line (a)	Type of Game (b)	Authorized Units (c)	Win or (Loss) (d)	Drop/Handle (e)	Win or (Loss) Percentage (f)
1	Table and Other Games	78	\$ 4,098,432	\$ 29,332,567	14.0%
2	Poker	10	\$ 79,430		
3	Slot Machines	1,447	\$ 12,240,432	\$ 133,071,662	9.2%
4	Total Casino Win		\$ 16,418,294		

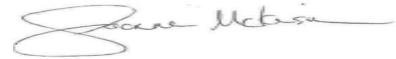
GROSS REVENUE

5	Year-to-Date Table and Other Games and Poker Win	\$ 10,492,114	
6	Year-to-Date Slot Machine Win	\$ 24,206,430	
7	Year-to-Date Total Casino Win		\$ 34,698,544
8	Adjustments		\$ -
9	Year-To-Date Gross Revenue		\$ 34,698,544
10	Authorized Casino Square Footage - End of Month	78,957	
11	Authorized Simulcasting Square Footage - End of Month	-	
12	Simulcasting Revenue for the Month.....	\$ -	
13	Simulcasting Handle for the Month.....	\$ -	
14	Promotional Gaming Credits Wagered for the Month.....	\$ 2,752,877	

Under penalties of perjury, I declare that I have examined this report, and to the best of my knowledge and belief, it is true and complete.

March 8, 2017

DATE



Joanne McKensie

Director of Finance/Controller 1231.11

HARRAH'S RESORT ATLANTIC CITY

MONTHLY GROSS REVENUE REPORT

FOR THE MONTH OF FEBRUARY 2017

CASINO WIN - CURRENT MONTH

Line (a)	Type of Game (b)	Authorized Units (c)	Win or (Loss) (d)	Drop/Handle (e)	Win or (Loss) Percentage (f)
1	Table and Other Games	141	\$ 7,700,257	\$ 34,667,106	22.2%
2	Poker	40	\$ 276,134		
3	Slot Machines	2,156	\$ 21,532,693	\$ 260,478,036	8.3%
4	Total Casino Win		\$ 29,509,084		

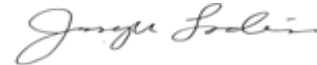
GROSS REVENUE

5	Year-to-Date Table and Other Games and Poker Win	\$ 15,904,134	
6	Year-to-Date Slot Machine Win	\$ 41,723,964	
7	Year-to-Date Total Casino Win		\$ 57,628,098
8	Adjustments		\$ -
9	Year-To-Date Gross Revenue		\$ 57,628,098
10	Authorized Casino Square Footage - End of Month	155,195	
11	Authorized Simulcasting Square Footage - End of Month	-	
12	Simulcasting Revenue for the Month.....	\$ -	
13	Simulcasting Handle for the Month.....	\$ -	
14	Promotional Gaming Credits Wagered for the Month.....	\$ 3,363,877	

Under penalties of perjury, I declare that I have examined this report, and to the best of my knowledge and belief, it is true and complete.

March 9, 2017

DATE



Joseph Lodise

Vice President of Finance (008900-11)

TITLE (LICENSE NUMBER)

RESORTS CASINO HOTEL (DGMB CASINO LLC)

MONTHLY GROSS REVENUE REPORT

FOR THE MONTH OF FEBRUARY 2017

CASINO WIN - CURRENT MONTH

Line (a)	Type of Game (b)	Authorized Units (c)	Win or (Loss) (d)	Drop/Handle (e)	Win or (Loss) Percentage (f)
1	Table and Other Games	74	\$ 4,056,139	\$ 20,961,309	19.4%
2	Poker	0	\$ -		
3	Slot Machines	1,521	\$ 11,054,075	\$ 116,900,276	9.5%
4	Total Casino Win		\$ 15,110,214		

GROSS REVENUE

5	Year-to-Date Table and Other Games and Poker Win	\$ 7,286,461
6	Year-to-Date Slot Machine Win	\$ 20,192,337
7	Year-to-Date Total Casino Win	\$ 27,478,798
8	Adjustments	\$ 4,000
9	Year-To-Date Gross Revenue	\$ 27,482,798
10	Authorized Casino Square Footage - End of Month	83,016
11	Authorized Simulcasting Square Footage - End of Month	-
12	Simulcasting Revenue for the Month.....	\$ -
13	Simulcasting Handle for the Month.....	\$ -
14	Promotional Gaming Credits Wagered for the Month.....	\$ 2,194,325

Under penalties of perjury, I declare that I have examined this report, and to the best of my knowledge and belief, it is true and complete.

March 10, 2017

DATE



Walter Simon

Director Operational Accounting 3930-11

TITLE (LICENSE NUMBER)

TROPICANA CASINO & RESORT

MONTHLY GROSS REVENUE REPORT

FOR THE MONTH OF: FEBRUARY 2017

CASINO WIN - CURRENT MONTH

Line (a)	Type of Game (b)	Authorized Units (c)	Win or (Loss) (d)	Drop/Handle (e)	Win or (Loss) Percentage (f)
1	Table and Other Games	110	\$ 5,751,788	\$ 32,296,544	17.8%
2	Poker	19	\$ 225,073		
3	Slot Machines	2,301	\$ 22,298,386	\$ 237,930,102	9.4%
4	Total Casino Win		\$ 28,275,247		

GROSS REVENUE

5	Year-to-Date Table and Other Games and Poker Win	\$ 9,792,817	
6	Year-to-Date Slot Machine Win	\$ 42,785,500	
7	Year-to-Date Total Casino Win		\$ 52,578,317
8	Adjustments		\$ 54,701
9	Year-To-Date Gross Revenue		\$ 52,633,018
10	Authorized Casino Square Footage - End of Month	124,791	
11	Authorized Simulcasting Square Footage - End of Month	-	
12	Simulcasting Revenue for the Month.....	\$ -	
13	Simulcasting Handle for the Month.....	\$ -	
14	Promotional Gaming Credits Wagered for the Month.....	\$ 4,314,060	

Under penalties of perjury, I declare that I have examined this report, and to the best of my knowledge and belief, it is true and complete.

March 9, 2017

DATE



Jeff Bohrer

Casino Controller 7488-11