

BALLY'S ATLANTIC CITY

MONTHLY GROSS REVENUE REPORT

FOR THE MONTH OF JULY, 2017

CASINO WIN - CURRENT MONTH

Line (a)	Type of Game (b)	Authorized Units (c)	Win or (Loss) (d)	Drop/Handle (e)	Win or (Loss) Percentage (f)
1	Table and Other Games	122	\$ 7,031,461	\$ 44,821,044	15.7%
2	Poker	42	\$ 291,576		
3	Slot Machines	1,775	\$ 15,503,405	\$ 173,804,877	8.9%
4	Total Casino Win		\$ 22,826,442		


GROSS REVENUE

5	Year-to-Date Table and Other Games and Poker Win	\$ 42,254,704
6	Year-to-Date Slot Machine Win	\$ 81,378,691
7	Year-to-Date Total Casino Win	\$ 123,633,395
8	Adjustments	\$ -
9	Year-To-Date Gross Revenue	\$ 123,633,395
10	Authorized Casino Square Footage - End of Month	122,792
11	Authorized Simulcasting Square Footage - End of Month	-
12	Simulcasting Revenue for the Month.....	\$ -
13	Simulcasting Handle for the Month.....	\$ -
14	Promotional Gaming Credits Wagered for the Month.....	\$ 2,427,082

Under penalties of perjury, I declare that I have examined this report, and to the best of my knowledge and belief, it is true and complete.

August 8, 2017

DATE



KAREN WORMAN

VP OF FINANCE (6320-11)

TITLE (LICENSE NUMBER)

BORGATA HOTEL CASINO & SPA

MONTHLY GROSS REVENUE REPORT

FOR THE MONTH OF JULY, 2017

CASINO WIN - CURRENT MONTH

Line (a)	Type of Game (b)	Authorized Units (c)	Win or (Loss) (d)	Drop/Handle (e)	Win or (Loss) Percentage (f)
1	Table and Other Games	187	\$ 21,799,887	\$ 131,239,246	16.6%
2	Poker	94	\$ 2,073,649		
3	Slot Machines	3,030	\$ 52,467,353	\$ 624,771,583	8.4%
4	Total Casino Win		\$ 76,340,889		

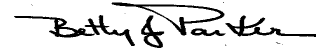
GROSS REVENUE

5	Year-to-Date Table and Other Games and Poker Win	\$ 145,471,635	
6	Year-to-Date Slot Machine Win	\$ 296,207,881	
7	Year-to-Date Total Casino Win	\$ 441,679,516	
8	Adjustments	\$ -	
9	Year-To-Date Gross Revenue	\$ 441,679,516	
10	Authorized Casino Square Footage - End of Month	136,551	
11	Authorized Simulcasting Square Footage - End of Month	23,620	
12	Simulcasting Revenue for the Month.....	\$ 282,612	
13	Simulcasting Handle for the Month.....	\$ 3,254,305	
14	Promotional Gaming Credits Wagered for the Month.....	\$ 10,926,046	

Under penalties of perjury, I declare that I have examined this report, and to the best of my knowledge and belief, it is true and complete.

August 10, 2017

DATE



Betty J. Parker

Casino Controller 8038-11

TITLE (LICENSE NUMBER)

CAESARS ATLANTIC CITY
MONTHLY GROSS REVENUE REPORT
FOR THE MONTH OF JULY, 2017

CASINO WIN - CURRENT MONTH

Line (a)	Type of Game (b)	Authorized Units (c)	Win or (Loss) (d)	Drop/Handle (e)	Win or (Loss) Percentage (f)
1	Table and Other Games	137	\$ 10,440,308	\$ 67,419,278	15.5%
2	Poker	0	\$ -		
3	Slot Machines	1,853	\$ 22,299,870	\$ 247,387,366	9.0%
4	Total Casino Win		\$ 32,740,178		

GROSS REVENUE

5	Year-to-Date Table and Other Games and Poker Win	\$ 76,132,585
6	Year-to-Date Slot Machine Win	\$ 118,976,202
7	Year-to-Date Total Casino Win	\$ 195,108,787
8	Adjustments	\$ 1,356
9	Year-To-Date Gross Revenue	\$ 195,110,143
10	Authorized Casino Square Footage - End of Month	115,225
11	Authorized Simulcasting Square Footage - End of Month	-
12	Simulcasting Revenue for the Month.....	\$ -
13	Simulcasting Handle for the Month.....	\$ -
14	Promotional Gaming Credits Wagered for the Month.....	\$ 3,764,077

Under penalties of perjury, I declare that I have examined this report, and to the best of my knowledge and belief, it is true and complete.

AUGUST 9, 2017

DATE



Gail Myers

Operations Controller 3470-11

GOLDEN NUGGET

MONTHLY GROSS REVENUE REPORT

FOR THE MONTH OF JULY, 2017

CASINO WIN - CURRENT MONTH

Line (a)	Type of Game (b)	Authorized Units (c)	Win or (Loss) (d)	Drop/Handle (e)	Win or (Loss) Percentage (f)
1	Table and Other Games	88	\$ 5,216,860	\$ 37,702,158	13.8%
2	Poker	10	\$ 85,152		
3	Slot Machines	1,449	\$ 15,498,475	\$ 168,799,165	9.2%
4	Total Casino Win		\$ 20,800,487		

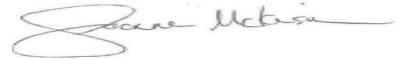
GROSS REVENUE

5	Year-to-Date Table and Other Games and Poker Win	\$ 34,065,896	
6	Year-to-Date Slot Machine Win	\$ 92,722,549	
7	Year-to-Date Total Casino Win	\$ 126,788,445	
8	Adjustments	\$ -	
9	Year-To-Date Gross Revenue	\$ 126,788,445	
10	Authorized Casino Square Footage - End of Month	78,957	
11	Authorized Simulcasting Square Footage - End of Month	-	
12	Simulcasting Revenue for the Month.....	\$ -	
13	Simulcasting Handle for the Month.....	\$ -	
14	Promotional Gaming Credits Wagered for the Month.....	\$ 3,439,983	

Under penalties of perjury, I declare that I have examined this report, and to the best of my knowledge and belief, it is true and complete.

August 9, 2017

DATE



Joanne McKensie

Director of Finance/Controller 1231.11

HARRAH'S RESORT ATLANTIC CITY

MONTHLY GROSS REVENUE REPORT

FOR THE MONTH OF JULY 2017

CASINO WIN - CURRENT MONTH

Line (a)	Type of Game (b)	Authorized Units (c)	Win or (Loss) (d)	Drop/Handle (e)	Win or (Loss) Percentage (f)
1	Table and Other Games	133	\$ 7,769,751	\$ 47,314,588	16.4%
2	Poker	40	\$ 324,842		
3	Slot Machines	2,132	\$ 28,518,744	\$ 343,381,208	8.3%
4	Total Casino Win		\$ 36,613,337		

GROSS REVENUE

5	Year-to-Date Table and Other Games and Poker Win	\$ 50,297,768	
6	Year-to-Date Slot Machine Win	\$ 161,724,403	
7	Year-to-Date Total Casino Win		\$ 212,022,171
8	Adjustments		\$ -
9	Year-To-Date Gross Revenue		\$ 212,022,171
10	Authorized Casino Square Footage - End of Month	156,284	
11	Authorized Simulcasting Square Footage - End of Month	-	
12	Simulcasting Revenue for the Month.....	\$ -	
13	Simulcasting Handle for the Month.....	\$ -	
14	Promotional Gaming Credits Wagered for the Month.....	\$ 4,293,233	

Under penalties of perjury, I declare that I have examined this report, and to the best of my knowledge and belief, it is true and complete.

August 4, 2017

DATE



Joseph Lodise

Vice President of Finance (008900-11)

TITLE (LICENSE NUMBER)

RESORTS CASINO HOTEL (DGMB CASINO LLC)

MONTHLY GROSS REVENUE REPORT

FOR THE MONTH OF JULY 2017

CASINO WIN - CURRENT MONTH

Line (a)	Type of Game (b)	Authorized Units (c)	Win or (Loss) (d)	Drop/Handle (e)	Win or (Loss) Percentage (f)
1	Table and Other Games	75	\$ 5,237,826	\$ 26,035,161	20.1%
2	Poker	0	\$ -		
3	Slot Machines	1,492	\$ 15,207,731	\$ 160,800,461	9.5%
4	Total Casino Win		\$ 20,445,557		

GROSS REVENUE

5	Year-to-Date Table and Other Games and Poker Win	\$ 26,466,167
6	Year-to-Date Slot Machine Win	\$ 83,779,291
7	Year-to-Date Total Casino Win	\$ 110,245,458
8	Adjustments	\$ 7,664
9	Year-To-Date Gross Revenue	\$ 110,253,122
10	Authorized Casino Square Footage - End of Month	82,877
11	Authorized Simulcasting Square Footage - End of Month	-
12	Simulcasting Revenue for the Month.....	\$ -
13	Simulcasting Handle for the Month.....	\$ -
14	Promotional Gaming Credits Wagered for the Month.....	\$ 3,098,174

Under penalties of perjury, I declare that I have examined this report, and to the best of my knowledge and belief, it is true and complete.

August 9, 2017

DATE



Walter Simon

Director Operational Accounting 3930-11

TITLE (LICENSE NUMBER)

TROPICANA CASINO & RESORT

MONTHLY GROSS REVENUE REPORT

FOR THE MONTH OF: JULY, 2017

CASINO WIN - CURRENT MONTH

Line (a)	Type of Game (b)	Authorized Units (c)	Win or (Loss) (d)	Drop/Handle (e)	Win or (Loss) Percentage (f)
1	Table and Other Games	105	\$ 8,085,085	\$ 43,172,260	18.7%
2	Poker	18	\$ 240,940		
3	Slot Machines	2,329	\$ 29,174,227	\$ 297,709,482	9.8%
4	Total Casino Win		\$ 37,500,252		

GROSS REVENUE

5	Year-to-Date Table and Other Games and Poker Win	\$ 41,484,079	
6	Year-to-Date Slot Machine Win	\$ 165,597,279	
7	Year-to-Date Total Casino Win	\$ 207,081,358	
8	Adjustments	\$ 54,701	
9	Year-To-Date Gross Revenue	\$ 207,136,059	
10	Authorized Casino Square Footage - End of Month	124,791	
11	Authorized Simulcasting Square Footage - End of Month	-	
12	Simulcasting Revenue for the Month.....	\$ -	
13	Simulcasting Handle for the Month.....	\$ -	
14	Promotional Gaming Credits Wagered for the Month.....	\$ 4,889,495	

Under penalties of perjury, I declare that I have examined this report, and to the best of my knowledge and belief, it is true and complete.

August 9, 2017

DATE



Jeff Bohrer

Casino Controller 7488-11